

MORE THAN JUST AFTERMARKET



TRANSMISSION

C.V. JOINTS  
DRIVESHAFTS  
BOOT KIT  
**2013**



**Giunti omocineticici, semiassi, kit cuffia**

**Joints homocinétiques, arbre de transmission, kit de soufflet de transmission**

**Gleichlaufgelenke, Antriebswellen, Faltenbalg-Satz**

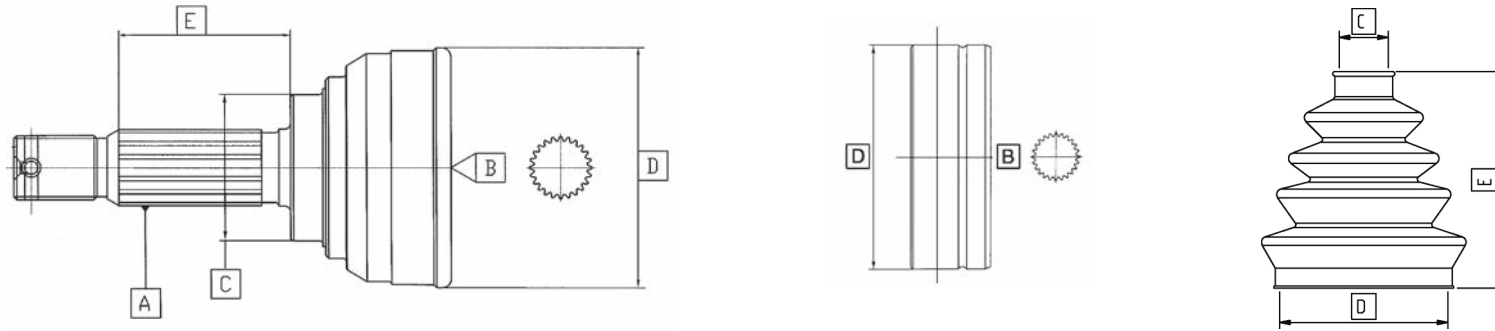
**Juntas homocinéticas, transmisiones, fuelle**

**metelli**

AUTOMOTIVE PASSION

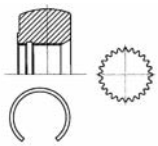
metelligroup

## GIUNTI OMOGINETICI - C.V. JOINTS / KIT CUFFIA - BOOT KIT




**Fig. 1 / 2 / 3** Modalità di bloccaggio albero    Way of retention of the shaft    Système de blocage de l'arbre    Befestigungssystem der Welle    Sistema de bloqueo del eje

**Fig. 1**



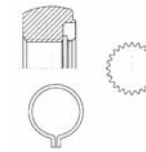
Con anello elastico all'interno del nucleo  
 With circlip inside the race  
 Avec circlip à l'intérieur du noyau  
 Mit Sicherungsring im Inner des Kerns  
 Con anillo elástico en el interior del núcleo

**Fig. 2**



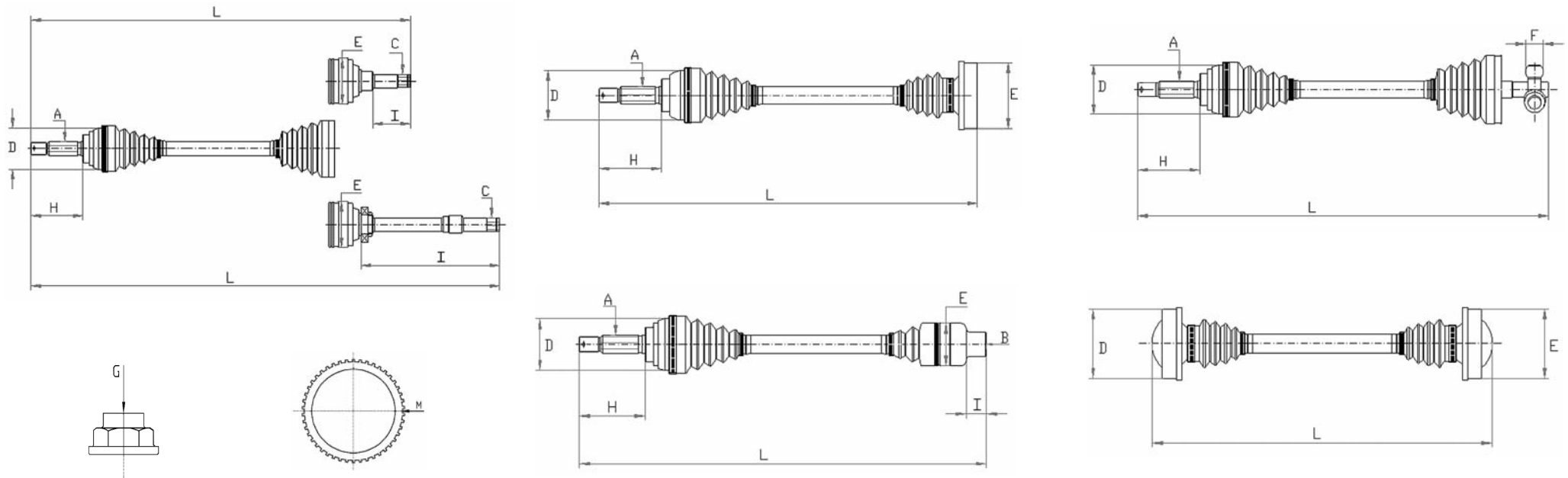
Con anello elastico lato posteriore nucleo  
 With circlip at the base of the race  
 Avec circlip au fond du noyau  
 Mit Sicherungsring in der hinteren Seite des Kerns  
 Con anillo elástico al lado posterior del núcleo

**Fig. 3**



Con anello Seeger lato anteriore nucleo  
 With snap ring in front of the race  
 Avec anneau de retenue côté avant du noyau  
 Mit Seegerring in Vorder seite des Kerns  
 Con anillo de retención Seeger al lado anterior del núcleo

## SEMIASSI - DRIVESHAFTS





Specifiche tecniche



Technical specifications



Caractéristiques techniques



Technische Daten



Especificaciones técnicas

### GIUNTI OMOCINETICI - C.V. JOINTS

|            |  |  |  |  |   |
|------------|--|--|--|--|---|
| <b>A</b>   | Numero denti campana                                 | Number of splines of the outer bell                      | Nombre cannelures de la fusée                              | Zahnezahl der Glockenwelle   | Número estrias mangueta                               |
| <b>B</b>   | Numero denti nucleo                                  | Number of inner race splines                             | Nombre cannelures du noyau                                 | Zahnezahl des Kerns  | Número estrias nuez                                   |
| <b>C</b>   | Diametro sede parapolvere                            | Diameter of seatingface for dust-shield                  | Diamètre siège pare-poussière                              | Durchmesser des Schutzblechssitz   | Diametro alojamiento protección polvo                 |
| <b>ABS</b> | Numero denti anello ABS                              | Number of teeth on ABS ring                              | Nombre dents bague ABS                                     | Zahnezahl des ABS-Ring   | Número dientes anillo ABS                             |
| <b>D</b>   | Diametro esterno massimo campana o giunto scorrevole | Maximum outside housing diameter or inner shifting joint | Diamètre maximum extérieur du carter ou du joint côté B.V. | Max. Aussen-durchmesser der Glocke oder Schalttriebeseitiges Innengelenk | Diametro maximo campana o junta corredera lado cambio |
| <b>E</b>   | Lunghezza di accoppiamento con mozzo                 | Overall length of the shaft-hub connection               | Longueur du couplage avec moyeu roue                       | Laenge der Kupplung zwischen der Glockenwelle und Radnabe                | Largura conexión eje con rueda                        |
| <b>M</b>   | Forme dei giunti                                     | C.V. Joints' shape                                       | Forme de joints  | Form der Radgelenke  | Forma de las juntas                                   |

### KIT CUFFIA - BOOT KIT

|          |                  |                |                |                        |                  |
|----------|------------------|----------------|----------------|------------------------|------------------|
| <b>C</b> | Diametro asta    | Shaft Diameter | Diamètre arbre | Durchmesser der Welle  | Diametro eje     |
| <b>D</b> | Diametro campana | Bell diameter  | Diamètre fusée | Durchmesser der Glocke | Diametro campana |
| <b>E</b> | Altezza          | Height         | Hauteur        | Höhe                   | Altura           |



Specifiche tecniche



Technical specifications



Caractéristiques techniques



Technische Daten



Especificaciones técnicas

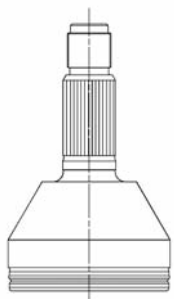
**SEMIASSI - DRIVESHAFTS**

|            |   |   |   |  |  |
|------------|---|---|---|--|--|
| <b>A</b>   | N° denti campana lato ruota                                     | Splined pin teeth, wheel side                     | Cannelures fusée, côté roue                   | Zähne der Nutwelle/ Radseite             | Estrias mangueta, lado rueda               |
| <b>B</b>   | Denti interni lato cambio                                       | Inner spline teeth, differential side             | Cannelures interieures, côté boîte            | Innere Zähne der Nutwelle/ Getriebeseite | Estrias interiores, lado diferencial       |
| <b>C</b>   | N° denti campana lato cambio                                    | Splined pin teeth, differential side              | Cannelures fusée, côté boîte                  | Zähne der Nutwelle/ Getriebeseite        | Estrias mangueta, lado diferencial         |
| <b>D</b>   | Diametro esterno massimo campana o giunto scorrevole lato ruota | Bell diameter wheel side                          | Diamètre tête, côté roue                      | Kopfdurchmesser/ Radseite                | Diametro copa lado rueda                   |
| <b>E</b>   | Diametro campana lato cambio                                    | Bell diameter, differential side                  | Diamètre tête, côté boîte                     | Kopfdurchmesser/ Getriebeseite           | Diametro copa lado diferencial             |
| <b>F</b>   | Diametro rullo crociera lato cambio                             | Diameter of tripod cross-roller differential side | Diamètre galet croisillon tripode, côté boîte | Rollendurchmesser/ Gelenkseite           | Diametro rodillo cruceta, lado diferencial |
| <b>G</b>   | Filettatura dado  | Nut thread  | Écrou filetage                                | Muttergewinde                            | Paso rosca tuerca                          |
| <b>H</b>   | Lunghezza gambo campana lato ruota                              | Bell pin length, wheel side                       | Longuer fusée, côté roue                      | Zapfenlänge/ Radseite                    | Longitud mangueta, lado rueda              |
| <b>I</b>   | Lunghezza gambo lato cambio                                     | Bell pin length, differential side                | Longueur fusée, côté boîte                    | Zapfenlänge/ Getriebeseite               | Longitud mangueta, lado diferencial        |
| <b>L</b>   | Lunghezza compressa semiassie                                   | Compressed driveshaft length                      | Longuer arbre de transmission comprimée       | Komprimierte Antriebswellenlänge         | Longitud transmision, comprimida           |
| <b>M</b>   | Forme dei semiassi  | Driveshafts' shape                                | Forme de arbre de transmissions               | Form der Antriebswellen                  | Forma de las transmisiones                 |
| <b>ABS</b> | N° denti ABS  | ABS ring teeth                                    | Dents ABS                                     | ABS - Ring/ Zähne                        | Estrias ABS                                |

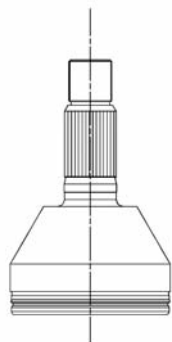


## GIUNTI OMOGINETICI - CONSTANT VELOCITY JOINTS

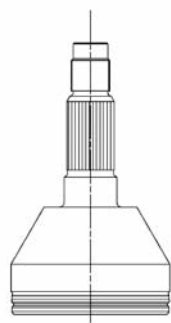
M= Forme dei giunti - C.V. Joints' shape - Forme de joints - Form der Radgelenke - Forma de las juntas



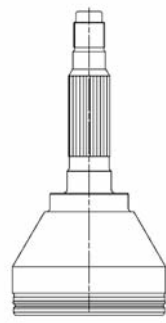
1



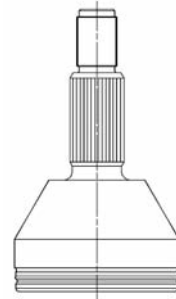
2



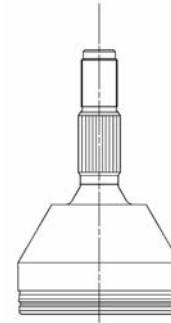
3



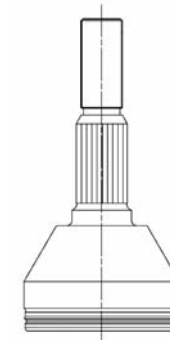
3b



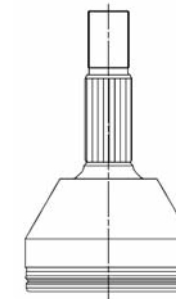
4



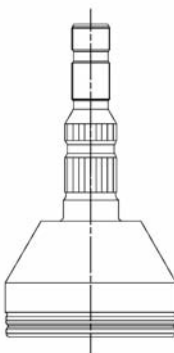
4a



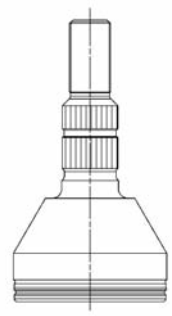
5



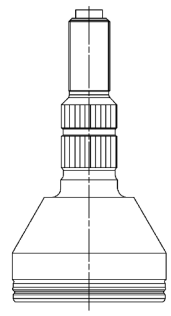
5a



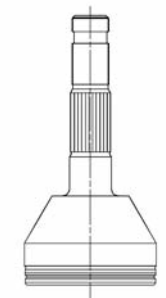
6



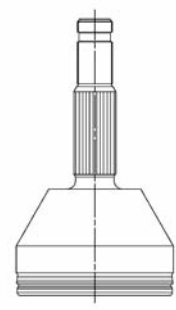
7



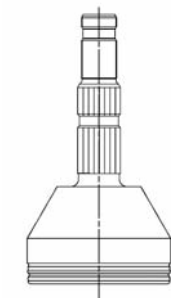
7a



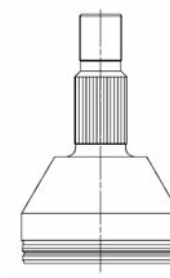
8



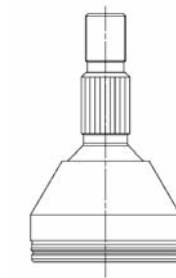
9



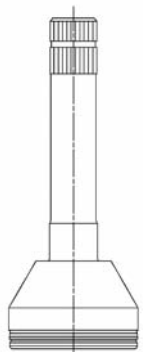
10



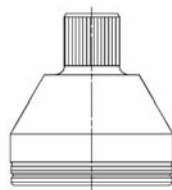
11



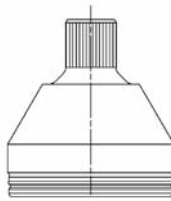
11a



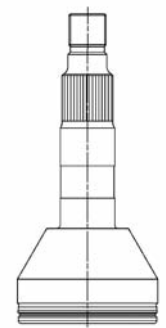
12



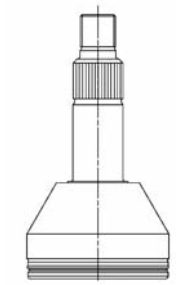
13



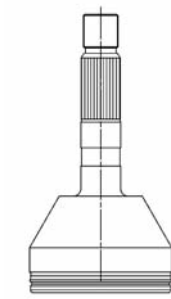
13a



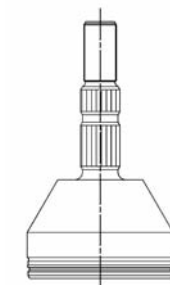
14



14a




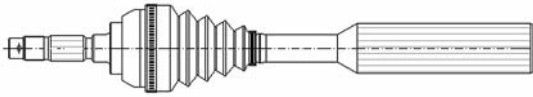

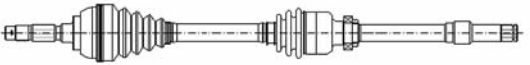





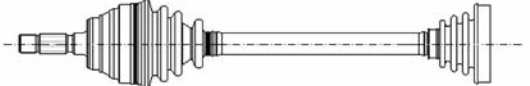








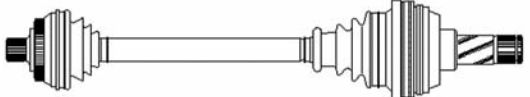

14b



15

## SEMIASSI - DRIVESHAFTS

**M=** Forme dei semiassi - Driveshafts' shape - Forme de arbre de transmissions - Form der Antriebswellen - Forma de la transmisiones

|   |  |   |
|---|--|---|
|    |    |    |
| <b>S1</b>   | <b>S2</b>  | <b>S3</b>   |
|    |    |    |
| <b>S4</b>   | <b>S5</b>  | <b>S6</b>   |
|    |    |    |
| <b>S7</b>   | <b>S8</b>  | <b>S9</b>   |
|    |    |    |
| <b>S10</b>  | <b>S11</b>   | <b>S12</b>  |
|   |   |   |
| <b>S13</b>  | <b>S14</b>   | <b>S15</b>  |
|  |  |  |
| <b>S16</b>  | <b>S17</b>   | <b>S18</b>  |
|  |  |   |
| <b>S19</b>  | <b>S20</b>   |   |

TRANSMISSIONI-TRANSMISSION-TRANSMISSIONS-ANTRIEBSWELLEN-TRANSMISIONES

|                           | <br>Abbreviazioni | <br>Abbreviations | <br>Legendes | <br>Abkürzungen | <br>Abreviaturas |
|---------------------------|---|---|--|---|--|
| <b>-5000</b>              | Fino al telaio n. 5000  | To chassis n. 5000  | Jusqu'au châssis n. 5000   | Bis chassis nr. 5000  | Asta chasis n. 5000  |
| <b>5001-</b>              | Dal telaio n. 5001  | From chassis n. 5001  | A partir du châssis n. 5001  | Ab chassis nr. 5001   | Desde chasis n. 5001   |
| <b>16v</b>                | 16 Valvole  | 16 Valves   | 16 Soupapes  | 16 Ventile  | 16 Válvulas  |
| <b>4/5 Sp.</b>            | N° Rapporti del cambio  | Number of gears   | Nombre de vitesse  | Ganganzahl  | Número de engranes   |
| <b>4WD</b>                | Trazione integrale  | Four wheel drive  | 4 Roues motrices   | Vierradantrieb  | Traccion integral  |
| <b>A/T</b>                | Cambio automatico   | Automatic transmission  | Automatique  | Schaltgetriebe  | Cambio automatico  |
| <b>Air cond.</b>          | Aria condizionata   | Air conditioning  | Air climatiseur  | Klimaanlage   | Aire acondicionado   |
| <b>All models</b>         | Tutti i tipi  | All models  | Tous modèles   | Alle Modelle  | Todos modelos  |
| <b>Assale</b>             | Assale  | Axle  | Essieu   | Achse   | Eje  |
| <b>Berlina</b>            | Berlina   | Saloon  | Berline  | Limousine   | Berlina  |
| <b>Carb.</b>              | Carburatore   | Carburetor  | Carburateur  | Vergaser  | Carburador   |
| <b>Cyl.</b>               | Cilindro  | Cylinder  | Cylindre   | Zylinder  | Cilindro   |
| <b>D</b>                  | Diesel  | Diesel  | Diesel   | Diesel  | Diesel   |
| <b>DC</b>                 | Parapolvere   | Dust cover  | Pare-poussière   | Schutzhaube   | Casquillo  |
| <b>DOHC</b>               | Doppio albero a camme in testa  | Double overhead camshaft  | Double arbre à cames en tête   | Doppelte Obenliegende Nockenwelle   | Doble arbol de levas en cabeza   |
| <b>Driving school</b>     | Scuola guida  | Driving school  | Véhicule école   | Fahrschulsausführung  | Versión Autoescuela  |
| <b>Eng.</b>               | Motore  | Engine  | Moteur   | Motor   | Motor  |
| <b>Exc.</b>               | Escluso   | Except  | Sauf   | Ausgenommen   | Excepto  |
| <b>Fds</b>                | Fine serie  | End of production   | Fin de série   | Endserie  | Fin de producción  |
| <b>FWD</b>                | Trazione anteriore  | Front wheel drive   | Traction av.   | Vorderradantrieb  | Traccion delantera   |
| <b>G.box</b>              | Scatola cambio  | Gearbox   | Boîte de vitesse   | Getriebskasten  | Caja de velocidades  |
| <b>H-back</b>             | 2 volumi  | Hatchback   | Hayon arrière  | Hatchback   | Con portón trasero   |
| <b>HDB</b>                | Freno per carico pesante  | Heavy duty brake  | Freins renforcés   | Verstärkte Bremse   | Frenos reforzados  |
| <b>i.e.</b>               | iniezione elettronica   | Electronic injection  | Injection électronique   | Einspritzer   | Inyeccion electronica  |
| <b>Inc.</b>               | Incluso   | Included  | Compris  | Inkl.   | Incluido   |
| <b>kW</b>                 | Kilowatt  | Kilowatt  | Kilowatt   | Kilowatt  | Kilovatio  |
| <b>M/T</b>                | Cambio manuale  | Manual transmission   | Boîte manuelle   | Handschaltgetriebe  | Cambio manual  |
| <b>Mod.</b>               | Modello   | Model   | Modèle   | Model   | Modelo   |
| <b>Nut</b>                | Dado  | Nut   | Ecrou  | Mutter  | Tuerca   |
| <b>OHC</b>                | Albero a camme in testa   | Overhead camshaft   | Arbre à cames en tête  | Obenliegende Nockenwelle  | Arbol de levas en cabeza   |
| <b>Prod.</b>              | Produzione  | Production  | Production   | Produktion  | Produccion   |
| <b>Q</b>                  | Quintale  | Quintal   | Quintal  | Doppelzentner   | Quintal  |
| <b>RWD</b>                | Trazione posteriore   | Rear wheel drive  | Traction ar.   | Hinterradantrieb  | Traccion trasera   |
| <b>SE</b>                 | Servosterzo elettrico   | Electric power-steering   | Direction assistée électrique  | Servolenkung Elektrisch   | Servodireccion eléctrico   |
| <b>SI</b>                 | Servosterzo idraulico   | Hydraulic power-steering  | Direction assistée hydraulique   | Servolenkung Hydraulisch  | Servodireccion hidráulico  |
| <b>SW</b>                 | Familiare   | Station wagon   | Break  | Kombi   | Familiar   |
| <b>TD</b>                 | Turbodiesel   | Turbodiesel   | Turbodiesel  | Turbodiesel   | Turbodiesel  |
| <b>Turbo</b>              | Turbo   | Turbo   | Turbo  | Turbo   | Turbo  |
| <b>Twin Cam</b>           | Doppio albero a camme in testa  | Double overhead camshaft  | Double arbre à cames en tête   | Doppelte Obenliegende Nockenwelle   | Doble arbol de levas en cabeza   |
| <b>V. Commerciali/LCV</b> | Veicoli Commerciali   | Light Commercial (LCV)  | Utilitaires légers   | Leichte Nutzfahrzeuge   | Camionetas   |
| <b>Van</b>                | Furgone   | Van   | Fourgon  | Lieferwagen   | Furgon   |
| <b>w/</b>                 | Con   | With  | Avec   | Mit   | Con  |
| <b>w/o</b>                | Senza   | Without   | Sans   | Ohne  | Sin  |

|   | <br>Simbologia | <br>Symbols | <br>Symbologie | <br>Symbole | <br>Simbologia |
|---|---|--|---|--|---|
|    | Kit cuffia lato ruota<br>( 13-0...)   | Boot kit wheel side<br>( 13-0...)  | Kit de soufflet côté roue<br>( 13-0...)   | Faltenbalg-Satz Radseitig<br>( 13-0...)  | Fuelle lado rueda<br>( 13-0...)   |
|     | Kit cuffia lato cambio<br>( 14-0...)  | Boot kit gearbox side<br>( 14-0...)  | Kit de soufflet côté B.V.<br>( 14-0...)   | Faltenbalg-Satz Getriebeseitig<br>( 14-0...)   | Fuelle lado cambio<br>( 14-0...)  |
|    | Giunto omocinetico lato ruota<br>( 15-1...)   | C.v. joints wheel side<br>( 15-1...)   | Joints homocinetiques côté roue<br>( 15-1...)   | Radgelenke Radseitig<br>( 15-1...)   | Juntas homocineticas lado rueda<br>( 15-1...)   |
|    | Giunto omocinetico lato cambio<br>( 16-1...)  | C.v. joints gearbox side<br>( 16-1...)   | Joints homocinetiques côté B.V.<br>( 16-1...)   | Radgelenke Getriebeseitig<br>( 16-1...)  | Juntas homocineticas lado cambio<br>( 16-1...)  |
|    | Semiassa<br>( 17-0...)  | Driveshafts<br>( 17-0...)  | Arbre de transmissions<br>( 17-0...)  | Antriebswellen<br>( 17-0...)   | Transmisiones<br>( 17-0...)   |
|    | Giunto omocinetico+asta<br>( 21-0...)   | C.v. joints+Shaft<br>( 21-0...)  | Joints homocinetiques+arbre<br>( 21-0...)   | Radgelenke+Welle<br>( 21-0...)   | Juntas homocineticas+eje<br>( 21-0...)  |
|    | Anno  | Year   | Année   | Baujahr  | Año   |
| <b>L/R</b>  | Sinistro/Destro   | Left/Right   | Gauche/Droite   | Links/Rechts   | Izquierda/Derecha   |
|  | Lato ruota  | Wheel side   | Côté roue   | Radseitig  | Lado rueda  |
|  | Lato cambio   | Gearbox side   | Côté B.V.   | Getriebeseitig   | Lado cambio   |
| <b>NOTE</b>   | Note  | Note   | Note  | Noten  | Notas   |
| <b>METELLI</b><br>ref.  | <b>METELLI</b> ref.   | <b>METELLI</b> part No.  | Réf. <b>METELLI</b>   | <b>METELLI</b> Nr.   | Ref. <b>METELLI</b>   |

| METELLI ref.  | MARCA MAKE                                 | METELLI ref. | MARCA MAKE                           | METELLI ref.                    | MARCA MAKE                 | METELLI ref.        | MARCA MAKE                                 | METELLI ref.                          | MARCA MAKE                                 | METELLI ref. | MARCA MAKE |
|---|--|--------------|--------------------------------------|---------------------------------|----------------------------|---------------------|--|---------------------------------------|--|--------------|------------|
| <b>GIUNTI OMOCINETICI<br/>LATO RUOTA<br/>C.V. JOINTS WHEEL SIDE</b> |  | 15-1714      | Lcv / Renault Lcv, Truck             | <b>SEMIASSI<br/>DRIVESHAFTS</b> |                            | 17-0973             | Ford Lcv, Truck                            | 17-1040                               | Renault                                    |              |            |
|   |  | 15-1715      | Kia                                  |                                 |                            | 17-0974             | Ford                                       | 17-1041                               | Renault                                    |              |            |
|   |  | 15-1716      | Kia                                  |                                 |                            | 17-0975             | Ford                                       | 17-1044                               | Land Rover                                 |              |            |
|   |  | 15-1717      | Citroën Lcv / Fiat Lcv / Peugeot Lcv |                                 |                            | 17-0976             | Ford Lcv, Truck                            | 17-1045                               | Land Rover                                 |              |            |
| 15-1678   | Honda                                      | 15-1718      | Citroën Lcv / Fiat Lcv / Peugeot Lcv | 17-0914                         | Bmw                        | 17-0977             | Ford Lcv, Truck                            | 17-1046                               | Land Rover                                 |              |            |
| 15-1679   | Honda                                      |              |                                      | 17-0915                         | Bmw                        | 17-0978             | Ford Lcv, Truck                            | 17-1047                               | Land Rover                                 |              |            |
| 15-1680   | Honda                                      | 15-1719      | Peugeot                              | 17-0916                         | Bmw                        | 17-0979             | Ford Lcv, Truck                            | 17-1048                               | Land Rover                                 |              |            |
| 15-1681   | Honda                                      |              |                                      | 17-0917                         | Bmw                        | 17-0980             | Ford Lcv, Truck                            | 17-1049                               | Land Rover                                 |              |            |
| 15-1682   | Honda                                      | 15-1720      | Peugeot                              | 17-0918                         | Renault, Lcv, Truck        | 17-0981             | Ford Lcv, Truck                            | 17-1050                               | Toyota                                     |              |            |
| 15-1683   | Land Rover                                 | 15-1721      | Hyundai                              | 17-0919                         | Renault, Lcv, Truck        | 17-0982             | Fiat / Lancia                              | 17-1051                               | Toyota                                     |              |            |
| 15-1684   | Honda                                      | 15-1722      | Hyundai                              | 17-0920                         | Citroën / Peugeot / Toyota | 17-0983             | Fiat / Lancia                              | 17-1052                               | Toyota                                     |              |            |
| 15-1685   | Honda                                      | 15-1723      | Opel                                 | 17-0921                         | Citroën / Peugeot / Toyota | 17-0988             | Mercedes                                   | 17-1053                               | Toyota                                     |              |            |
| 15-1686   | Honda                                      | 15-1724      | Opel / Suzuki                        | 17-0922                         | Fiat / Fiat Lcv            | 17-0989             | Mercedes                                   | 17-1054                               | Toyota                                     |              |            |
| 15-1687   | Alfa Romeo / Fiat                          | 15-1725      | Bmw                                  | 17-0923                         | Fiat / Fiat Lcv            | 17-0990             | Mercedes                                   | 17-1064                               | Audi / VW                                  |              |            |
| 15-1688   | Audi                                       | 15-1726      | Citroën Lcv / Fiat Lcv / Peugeot Lcv | 17-0922                         | Fiat / Fiat Lcv            | 17-0991             | Mercedes                                   | 17-1067                               | Nissan Lcv / Opel Lcv / Renault Lcv, Truck |              |            |
| 15-1689   | Audi                                       |              |                                      | 17-0923                         | Fiat / Fiat Lcv            | 17-0996             | Mercedes                                   |                                       |  |              |            |
| 15-1690   | Opel                                       | 15-1727      | Dacia / Renault                      | 17-0924                         | Bmw                        | 17-0997             | Mercedes                                   |                                       |  |              |            |
| 15-1691   | Honda                                      | 15-1728      | Renault                              | 17-0925                         | Bmw                        | 17-1013             | Opel                                       | 17-1068                               | Toyota                                     |              |            |
| 15-1692   | Nissan                                     | 15-1729      | Citroën / Peugeot                    | 17-0926                         | Fiat                       | 17-1014             | Opel                                       | 17-1069                               | Nissan                                     |              |            |
| 15-1693   | Opel                                       | 15-1731      | Renault                              | 17-0927                         | Fiat                       | 17-1017             | Opel                                       |                                       |  |              |            |
| 15-1694   | Nissan                                     | 15-1732      | Alfa Romeo / Fiat / Lancia           | 17-0934                         | Alfa Romeo / Lancia        | 17-1018             | Opel                                       |                                       |  |              |            |
| 15-1695   | Audi / VW                                  | 15-1733      |                                      | Opel Lcv / Renault Lcv, Truck   | 17-0935                    | Alfa Romeo / Lancia | 17-1019                                    | Opel                                  |  |              |            |
| 15-1696   | Land Rover                                 |              | 17-0938                              |                                 | Audi                       | 17-1020             | Opel                                       | <b>GIUNTI+ASTA<br/>CV JOINTS+AXLE</b> |  |              |            |
| 15-1697   | Audi                                       | 17-0939      | Audi                                 | 17-1021                         | Peugeot                    |                     |  |                                       |  |              |            |
| 15-1698   | Nissan / Renault                           | 15-1734      | Hyundai                              | 17-1022                         | Peugeot                    |                     |  |                                       |  |              |            |
| 15-1699   | Honda                                      | 15-1735      | Hyundai / Kia                        | 17-1023                         | Peugeot                    |                     |  | 21-0001                               | Toyota                                     |              |            |
| 15-1700   | Nissan                                     | 15-1736      | Hyundai                              | 17-1024                         | Peugeot                    |                     |  | 21-0002                               | Toyota                                     |              |            |
| 15-1701   | Land Rover                                 | 15-1737      | Opel                                 | 17-1025                         | Peugeot                    |                     |  |                                       |  |              |            |
| 15-1702   | Land Rover                                 | 15-1738      | Ford / Volvo                         | 17-1026                         | Peugeot                    |                     |  |                                       |  |              |            |
| 15-1703   | Citroën                                    | 15-1739      | Hyundai                              | 17-0943                         | Audi                       | 17-1027             | Opel Lcv / Renault Lcv, Truck              |                                       |  |              |            |
| 15-1704   | Chevrolet                                  | 15-1740      | Citr./Peugeot Lcv                    | 17-0944                         | Mini                       |                     |  |                                       |  |              |            |
| 15-1705   | Mini                                       | 15-1741      | Chrysler                             | 17-0945                         | Mini                       | 17-1028             | Opel Lcv / Renault Lcv, Truck              |                                       |  |              |            |
| 15-1706   | Volvo                                      | 15-1742      | Hyundai                              | 17-0951                         | Citroën                    |                     |  |                                       |  |              |            |
| 15-1707   | Renault                                    | 15-1764      | Citroen                              | 17-0952                         | Citroën                    | 17-1029             | Opel Lcv / Renault Lcv, Truck              |                                       |  |              |            |
| 15-1708   | Audi / Seat / Skoda / VW, Lcv Mercedes     | 15-1765      | Volvo                                | 17-0953                         | Daewoo                     |                     |  |                                       |  |              |            |
|   |  | 15-1772      | Volvo                                | 17-0954                         | Fiat Lcv                   | 17-1030             | Opel Lcv / Renault Lcv, Truck              |                                       |  |              |            |
|   |  | 15-1773      | Volvo                                | 17-0955                         | Fiat Lcv                   |                     |  |                                       |  |              |            |
| 15-1709   | Alfa Romeo                                 | 15-1774      | Volvo                                | 17-0956                         | Fiat, Lcv / Lancia         | 17-1031             | Renault                                    |                                       |  |              |            |
| 15-1710   | Citroën / Peugeot                          | 15-1775      | Volvo                                | 17-0957                         | Fiat, Lcv / Lancia         | 17-1032             | Renault                                    |                                       |  |              |            |
| 15-1711   | Nissan Lcv / Opel Lcv / Renault Lcv, Truck | 15-1776      | Ford                                 | 17-0962                         | Fiat                       | 17-1035             | Renault                                    |                                       |  |              |            |
| 15-1712   | Nissan Lcv / Opel Lcv / Renault Lcv, Truck | 15-1777      | Ford                                 | 17-0963                         | Fiat                       | 17-1036             | Renault                                    |                                       |  |              |            |
|   |  | 15-1778      | Toyota                               | 17-0964                         | Fiat Lcv                   | 17-1037             | Nissan Lcv / Opel Lcv / Renault Lcv, Truck |                                       |  |              |            |
| 15-1713   | Nissan Lcv / Opel Lcv / Renault Lcv, Truck |              |                                      | 17-0965                         | Fiat Lcv                   |                     |  |                                       |  |              |            |
|   |  |              |                                      | 17-0970                         | Ford, Lcv, Truck           |                     |  |                                       |  |              |            |
|   |  |              |                                      | 17-0971                         | Ford, Lcv, Truck           | 17-1038             | Renault, Lcv, Truck                        |                                       |  |              |            |
|   | Nissan Lcv / Opel                          |              |                                      | 17-0972                         | Ford Lcv, Truck            | 17-1039             | Renault, Lcv, Truck                        |                                       |  |              |            |

**CODICI ANNULLATI - CANCELLED PART NUMBERS - RÉFÉRENCES ANNULÉS  
STORNIERTE SACHNUMMERN - CÓDIGOS ANULADOS**

|         |         |         |         |         |         |         |         |
|---------|---------|---------|---------|---------|---------|---------|---------|
| 15-1017 | 17-0191 | 17-0270 | 17-0331 | 17-0399 | 17-0457 | 17-0583 | 17-0690 |
| 15-1464 | 17-0193 | 17-0277 | 17-0332 | 17-0400 | 17-0458 | 17-0584 | 17-0700 |
| 15-1529 | 17-0195 | 17-0278 | 17-0333 | 17-0417 | 17-0465 | 17-0625 | 17-0701 |
| 15-1624 | 17-0203 | 17-0281 | 17-0334 | 17-0418 | 17-0490 | 17-0626 | 17-0702 |
| 17-0012 | 17-0204 | 17-0282 | 17-0335 | 17-0419 | 17-0491 | 17-0627 | 17-0703 |
| 17-0013 | 17-0210 | 17-0293 | 17-0336 | 17-0420 | 17-0508 | 17-0661 | 17-0704 |
| 17-0045 | 17-0227 | 17-0294 | 17-0337 | 17-0440 | 17-0509 | 17-0662 | 17-0725 |
| 17-0053 | 17-0228 | 17-0295 | 17-0340 | 17-0449 | 17-0515 | 17-0663 | 17-0726 |
| 17-0099 | 17-0229 | 17-0296 | 17-0341 | 17-0450 | 17-0516 | 17-0664 | 17-0727 |
| 17-0105 | 17-0230 | 17-0309 | 17-0354 | 17-0451 | 17-0540 | 17-0677 | 17-0744 |
| 17-0122 | 17-0247 | 17-0310 | 17-0356 | 17-0452 | 17-0542 | 17-0678 | 17-0772 |
| 17-0148 | 17-0248 | 17-0321 | 17-0362 | 17-0453 | 17-0567 | 17-0681 | 17-0776 |
| 17-0149 | 17-0253 | 17-0322 | 17-0364 | 17-0454 | 17-0568 | 17-0687 | 17-0778 |
| 17-0151 | 17-0254 | 17-0325 | 17-0365 | 17-0455 | 17-0581 | 17-0688 |         |
| 17-0154 | 17-0269 | 17-0326 | 17-0369 | 17-0456 | 17-0582 | 17-0689 |         |

**CODICI AD ESAURIMENTO - DISCONTINUING PART NUMBERS - RÉFÉRENCES EN ÉPUISEMENT  
AUSLAUF SACHNUMMERN - CÓDIGOS EN AGOTAMIENTO**

|         |         |         |         |         |  |  |  |
|---------|---------|---------|---------|---------|--|--|--|
| 15-1040 | 15-1235 | 15-1314 | 15-1325 | 15-1357 |  |  |  |
| 15-1178 | 15-1243 | 15-1318 | 15-1326 | 15-1359 |  |  |  |
| 15-1199 | 15-1262 | 15-1319 | 15-1334 |         |  |  |  |
| 15-1215 | 15-1274 | 15-1320 | 15-1343 |         |  |  |  |
| 15-1228 | 15-1276 | 15-1322 | 15-1344 |         |  |  |  |
| 15-1233 | 15-1305 | 15-1324 | 15-1355 |         |  |  |  |

**LISTA NUMERICA LEGAMI GIUNTI CON KIT CUFFIA**  
**NUMERICAL LIST OF LINKS BETWEEN C.V. JOINTS AND BOOT KIT**

| C.V. JOINT | BOOT KIT | C.V. JOINT | BOOT KIT | C.V. JOINT | BOOT KIT | C.V. JOINT | BOOT KIT | C.V. JOINT | BOOT KIT | C.V. JOINT | BOOT KIT | C.V. JOINT | BOOT KIT |
|------------|----------|------------|----------|------------|----------|------------|----------|------------|----------|------------|----------|------------|----------|
| 15-1001    | 13-0001  | 15-1036    | 13-0037  | 15-1066    | 13-0057  | 15-1095    | 13-0020  | 15-1126    | 13-0103  | 15-1154    | 13-0020  | 15-1185    | 13-0006  |
| 15-1002    | 13-0002  | 15-1037    | 13-0037  | 15-1067    | 13-0058  | 15-1096    | 13-0035  | 15-1127    | 13-0024  | 15-1155    | 13-0020  | 15-1186    | 13-0092  |
| 15-1003    | 13-0003  | 15-1038    | 13-0038  | 15-1068    | 13-0059  | 15-1097    | 13-0084  | 15-1128    | 13-0105  | 15-1156    | 13-0134  | 15-1187    | 13-0150  |
| 15-1004    | 13-0004  | 15-1039    | 13-0039  | 15-1069    | 13-0060  | 15-1098    | 13-0085  | 15-1129    | 13-0106  | 15-1157    | 13-0053  | 15-1188    | 13-0151  |
| 15-1005    | 13-0005  | 15-1041    | 13-0037  | 15-1070    | 13-0061  | 15-1099    | 13-0013  | 15-1130    | 13-0107  | 15-1158    | 13-0135  | 15-1189    | 13-0152  |
| 15-1007    | 13-0008  | 15-1042    | 13-0040  | 15-1071    | 13-0062  | 15-1100    | 13-0086  | 15-1131    | 13-0108  | 15-1159    | 13-0136  | 15-1190    | 13-0153  |
| 15-1008    | 13-0011  | 15-1043    | 13-0041  | 15-1072    | 13-0064  | 15-1101    | 13-0087  | 15-1131A   | 13-0108  | 15-1160    | 13-0137  | 15-1191    | 13-0155  |
| 15-1009    | 13-0048  | 15-1044    | 13-0042  | 15-1073    | 13-0065  | 15-1102    | 13-0088  | 15-1132    | 13-0109  | 15-1161    | 13-0138  | 15-1192    | 13-0102  |
| 15-1010    | 13-0013  | 15-1045    | 13-0043  | 15-1074    | 13-0065  | 15-1103    | 13-0089  | 15-1133    | 13-0110  | 15-1162    | 13-0139  | 15-1193    | 13-0156  |
| 15-1011    | 13-0015  | 15-1046    | 13-0044  | 15-1074A   | 13-0065  | 15-1104    | 13-0090  | 15-1134    | 13-0111  | 15-1163    | 13-0140  | 15-1194    | 13-0157  |
| 15-1013    | 13-0016  | 15-1047    | 13-0045  | 15-1075    | 13-0066  | 15-1105    | 13-0091  | 15-1135    | 13-0112  | 15-1164    | 13-0141  | 15-1195    | 13-0158  |
| 15-1014    | 13-0017  | 15-1048    | 13-0046  | 15-1076    | 13-0067  | 15-1106    | 13-0091  | 15-1136    | 13-0113  | 15-1165    | 13-0141  | 15-1196    | 13-0159  |
| 15-1015    | 13-0019  | 15-1049    | 13-0047  | 15-1077    | 13-0068  | 15-1108    | 13-0072  | 15-1137    | 13-0114  | 15-1166    | 13-0130  | 15-1197    | 13-0160  |
| 15-1016    | 13-0020  | 15-1050    | 13-0048  | 15-1078    | 13-0069  | 15-1109    | 13-0092  | 15-1138    | 13-0115  | 15-1167    | 13-0031  | 15-1198    | 13-0161  |
| 15-1018    | 13-0021  | 15-1051    | 13-0011  | 15-1079    | 13-0063  | 15-1110    | 13-0020  | 15-1139    | 13-0116  | 15-1168    | 13-0031  | 15-1200    | 13-0162  |
| 15-1019    | 13-0002  | 15-1052    | 13-0011  | 15-1080    | 13-0070  | 15-1111    | 13-0094  | 15-1140    | 13-0117  | 15-1169    | 13-0130  | 15-1201    | 13-0163  |
| 15-1020    | 13-0022  | 15-1053    | 13-0049  | 15-1081    | 13-0071  | 15-1112    | 13-0081  | 15-1141    | 13-0118  | 15-1170    | 13-0031  | 15-1202    | 13-0162  |
| 15-1021    | 13-0005  | 15-1053A   | 13-0049  | 15-1082    | 13-0072  | 15-1113    | 13-0087  | 15-1142    | 13-0116  | 15-1171    | 13-0142  | 15-1203    | 13-0131  |
| 15-1024    | 13-0023  | 15-1054    | 13-0042  | 15-1083    | 13-0073  | 15-1114    | 13-0095  | 15-1143    | 13-0024  | 15-1172    | 13-0143  | 15-1204    | 13-0164  |
| 15-1025    | 13-0024  | 15-1055    | 13-0534  | 15-1084    | 13-0074  | 15-1115    | 13-0098  | 15-1144    | 13-0031  | 15-1173    | 13-0143  | 15-1205    | 13-0014  |
| 15-1026    | 13-0025  | 15-1056    | 13-0008  | 15-1085    | 13-0075  | 15-1116    | 13-0007  | 15-1145    | 13-0119  | 15-1174    | 13-0144  | 15-1206    | 13-0146  |
| 15-1027    | 13-0026  | 15-1057    | 13-0008  | 15-1086    | 13-0076  | 15-1117    | 13-0099  | 15-1146    | 13-0121  | 15-1175    | 13-0146  | 15-1207    | 13-0166  |
| 15-1028    | 13-0027  | 15-1058    | 13-0051  | 15-1087    | 13-0077  | 15-1118    | 13-0009  | 15-1147    | 13-0125  | 15-1176    | 13-0116  | 15-1208    | 13-0146  |
| 15-1029    | 13-0028  | 15-1059    | 13-0050  | 15-1088    | 13-0078  | 15-1119    | 13-0100  | 15-1148    | 13-0126  | 15-1177    | 13-0146  | 15-1209    | 13-0167  |
| 15-1030    | 13-0029  | 15-1060    | 13-0052  | 15-1089    | 13-0079  | 15-1120    | 13-0022  | 15-1149    | 13-0129  | 15-1179    | 13-0116  | 15-1210    | 13-0167  |
| 15-1031    | 13-0030  | 15-1061    | 13-0034  | 15-1090    | 13-0080  | 15-1121    | 13-0100  | 15-1150    | 13-0536  | 15-1180    | 13-0147  | 15-1211    | 13-0149  |
| 15-1032    | 13-0033  | 15-1062    | 13-0031  | 15-1091    | 13-0081  | 15-1122    | 13-0057  | 15-1150A   | 13-0131  | 15-1181    | 13-0148  | 15-1212    | 13-0149  |
| 15-1033    | 13-0034  | 15-1063    | 13-0054  | 15-1092    | 13-0083  | 15-1123    | 13-0101  | 15-1151    | 13-0132  | 15-1182    | 13-0116  | 15-1213    | 13-0133  |
| 15-1034    | 13-0035  | 15-1064    | 13-0055  | 15-1093    | 13-0020  | 15-1124    | 13-0101  | 15-1152    | 13-0133  | 15-1183    | 13-0149  | 15-1214    | 13-0149  |
| 15-1035    | 13-0036  | 15-1065    | 13-0056  | 15-1094    | 13-0020  | 15-1125    | 13-0102  | 15-1153    | 13-0133  | 15-1184    | 13-0104  | 15-1216    | 13-0116  |



**LISTA NUMERICA LEGAMI GIUNTI CON KIT CUFFIA  
NUMERICAL LIST OF LINKS BETWEEN C.V. JOINTS AND BOOT KIT**

| C.V. JOINT | BOOT KIT | C.V. JOINT | BOOT KIT | C.V. JOINT | BOOT KIT | C.V. JOINT | BOOT KIT | C.V. JOINT | BOOT KIT | C.V. JOINT | BOOT KIT | C.V. JOINT | BOOT KIT |
|------------|----------|------------|----------|------------|----------|------------|----------|------------|----------|------------|----------|------------|----------|
| 15-1219    | 13-0024  | 15-1255    | 13-0188  | 15-1288    | 13-0210  | 15-1323    | 13-0229  | 15-1368    | 13-0253  | 15-1400    | 13-0275  | 15-1431    | 13-0296  |
| 15-1220    | 13-0168  | 15-1256    | 13-0189  | 15-1289    | 13-0012  | 15-1328    | 13-0230  | 15-1369    | 13-0254  | 15-1401    | 13-0276  | 15-1432    | 13-0297  |
| 15-1221    | 13-0169  | 15-1257    | 13-0190  | 15-1289A   | 13-0012  | 15-1329    | 13-0231  | 15-1370    | 13-0055  | 15-1402    | 13-0277  | 15-1434    | 13-0298  |
| 15-1222    | 13-0170  | 15-1258    | 13-0149  | 15-1290    | 13-0211  | 15-1330    | 13-0232  | 15-1371    | 13-0255  | 15-1403    | 13-0278  | 15-1435    | 13-0299  |
| 15-1223    | 13-0171  | 15-1259    | 13-0019  | 15-1291    | 13-0212  | 15-1332    | 13-0233  | 15-1372    | 13-0124  | 15-1404    | 13-0127  | 15-1436    | 13-0301  |
| 15-1224    | 13-0172  | 15-1260    | 13-0192  | 15-1292    | 13-0203  | 15-1333    | 13-0234  | 15-1373    | 13-0256  | 15-1405    | 13-0279  | 15-1437    | 13-0010  |
| 15-1225    | 13-0174  | 15-1261    | 13-0194  | 15-1293    | 13-0213  | 15-1335    | 13-0235  | 15-1374    | 13-0257  | 15-1406    | 13-0280  | 15-1438    | 13-0302  |
| 15-1226    | 13-0091  | 15-1263    | 13-0116  | 15-1294    | 13-0214  | 15-1336    | 13-0165  | 15-1375    | 13-0258  | 15-1407    | 13-0281  | 15-1439    | 13-0303  |
| 15-1227    | 13-0091  | 15-1264    | 13-0147  | 15-1295    | 13-0215  | 15-1337    | 13-0236  | 15-1376    | 13-0254  | 15-1408    | 13-0274  | 15-1440    | 13-0093  |
| 15-1229    | 13-0145  | 15-1265    | 13-0195  | 15-1296    | 13-0216  | 15-1339    | 13-0237  | 15-1377    | 13-0259  | 15-1409    | 13-0174  | 15-1441    | 13-0300  |
| 15-1230    | 13-0145  | 15-1266    | 13-0096  | 15-1297    | 13-0218  | 15-1340    | 13-0238  | 15-1378    | 13-0260  | 15-1410    | 13-0282  | 15-1442    | 13-0304  |
| 15-1231    | 13-0173  | 15-1267    | 13-0196  | 15-1298    | 13-0219  | 15-1341    | 13-0501  | 15-1380    | 13-0261  | 15-1411    | 13-0537  | 15-1443    | 13-0305  |
| 15-1232    | 13-0173  | 15-1268    | 13-0197  | 15-1299    | 13-0210  | 15-1346    | 13-0239  | 15-1381    | 13-0263  | 15-1412    | 13-0009  | 15-1444    | 13-0306  |
| 15-1234    | 13-0176  | 15-1269    | 13-0032  | 15-1300    | 13-0133  | 15-1347    | 13-0240  | 15-1382    | 13-0264  | 15-1413    | 13-0272  | 15-1445    | 13-0307  |
| 15-1236    | 13-0502  | 15-1270    | 13-0198  | 15-1301    | 13-0220  | 15-1348    | 13-0241  | 15-1383    | 13-0198  | 15-1414    | 13-0283  | 15-1446    | 13-0308  |
| 15-1239    | 13-0178  | 15-1271    | 13-0199  | 15-1302    | 13-0203  | 15-1349    | 13-0242  | 15-1384    | 13-0123  | 15-1415    | 13-0284  | 15-1447    | 13-0309  |
| 15-1240    | 13-0174  | 15-1272    | 13-0200  | 15-1303    | 13-0169  | 15-1350    | 13-0120  | 15-1385    | 13-0265  | 15-1416    | 13-0175  | 15-1448    | 13-0310  |
| 15-1241    | 13-0154  | 15-1273    | 13-0200  | 15-1304    | 13-0122  | 15-1351    | 13-0243  | 15-1387    | 13-0191  | 15-1417    | 13-0285  | 15-1449    | 13-0287  |
| 15-1242    | 13-0168  | 15-1275    | 13-0201  | 15-1304A   | 13-0122  | 15-1352    | 13-0244  | 15-1388    | 13-0093  | 15-1418    | 13-0286  | 15-1450    | 13-0311  |
| 15-1244    | 13-0133  | 15-1277    | 13-0202  | 15-1306    | 13-0217  | 15-1353    | 13-0245  | 15-1389    | 13-0266  | 15-1419    | 13-0287  | 15-1451    | 13-0222  |
| 15-1245    | 13-0179  | 15-1278    | 13-0193  | 15-1307    | 13-0221  | 15-1354    | 13-0246  | 15-1390    | 13-0267  | 15-1420    | 13-0288  | 15-1452    | 13-0312  |
| 15-1246    | 13-0180  | 15-1279    | 13-0177  | 15-1308    | 13-0224  | 15-1356    | 13-0247  | 15-1391    | 13-0009  | 15-1422    | 13-0208  | 15-1453    | 13-0313  |
| 15-1247    | 13-0181  | 15-1280    | 13-0097  | 15-1309    | 13-0535  | 15-1358    | 13-0091  | 15-1392    | 13-0268  | 15-1423    | 13-0205  | 15-1454    | 13-0314  |
| 15-1248    | 13-0182  | 15-1281    | 13-0503  | 15-1310    | 13-0225  | 15-1360    | 13-0095  | 15-1393    | 13-0269  | 15-1424    | 13-0289  | 15-1455    | 13-0203  |
| 15-1249    | 13-0183  | 15-1282    | 13-0203  | 15-1311    | 13-0226  | 15-1361    | 13-0248  | 15-1394    | 13-0270  | 15-1425    | 13-0290  | 15-1456    | 13-0315  |
| 15-1250    | 13-0184  | 15-1283    | 13-0204  | 15-1312    | 13-0227  | 15-1362    | 13-0249  | 15-1395    | 13-0018  | 15-1426    | 13-0291  | 15-1457    | 13-0316  |
| 15-1251    | 13-0185  | 15-1284    | 13-0206  | 15-1313    | 13-0082  | 15-1364    | 13-0250  | 15-1396    | 13-0271  | 15-1427    | 13-0292  | 15-1458    | 13-0317  |
| 15-1252    | 13-0128  | 15-1285    | 13-0207  | 15-1315    | 13-0228  | 15-1365    | 13-0251  | 15-1397    | 13-0272  | 15-1428    | 13-0293  | 15-1460    | 13-0318  |
| 15-1253    | 13-0186  | 15-1286    | 13-0209  | 15-1316    | 13-0165  | 15-1366    | 13-0198  | 15-1398    | 13-0273  | 15-1429    | 13-0294  | 15-1462    | 13-0319  |
| 15-1254    | 13-0187  | 15-1287    | 13-0009  | 15-1321    | 13-0228  | 15-1367    | 13-0252  | 15-1399    | 13-0274  | 15-1430    | 13-0295  | 15-1463    | 13-0320  |

TRASMISSIONI-DRIVESHAFTS-TRANSMISSIONS-ANTRIEBSWELLEN-TRANSMISIONES



**LISTA NUMERICA LEGAMI GIUNTI CON KIT CUFFIA**  
**NUMERICAL LIST OF LINKS BETWEEN C.V. JOINTS AND BOOT KIT**

| C.V. JOINT | BOOT KIT | C.V. JOINT | BOOT KIT | C.V. JOINT | BOOT KIT | C.V. JOINT | BOOT KIT | C.V. JOINT | BOOT KIT | C.V. JOINT | BOOT KIT | C.V. JOINT | BOOT KIT |
|------------|----------|------------|----------|------------|----------|------------|----------|------------|----------|------------|----------|------------|----------|
| 15-1465    | 13-0321  | 15-1499    | 13-0345  | 15-1541    | 13-0371  | 15-1588    | 13-0504  | 15-1634    | 13-0417  | 15-1664    | 13-0440  | 15-1694    | 13-0467  |
| 15-1466    | 13-0322  | 15-1501    | 13-0346  | 15-1542    | 13-0372  | 15-1590    | 13-0391  | 15-1635    | 13-0418  | 15-1665    | 13-0441  | 15-1695    | 13-0468  |
| 15-1467    | 13-0319  | 15-1502    | 13-0347  | 15-1543    | 13-0373  | 15-1592    | 13-0392  | 15-1636    | 13-0419  | 15-1666    | 13-0442  | 15-1696    | 13-0469  |
| 15-1468    | 13-0506  | 15-1503    | 13-0348  | 15-1545    | 13-0374  | 15-1593    | 13-0393  | 15-1637    | 13-0420  | 15-1667    | 13-0443  | 15-1697    | 13-0470  |
| 15-1469    | 13-0203  | 15-1504    | 13-0349  | 15-1546    | 13-0375  | 15-1594    | 13-0394  | 15-1638    | 13-0421  | 15-1668    | 13-0410  | 15-1698    | 13-0471  |
| 15-1470    | 13-0506  | 15-1505    | 13-0350  | 15-1547    | 13-0376  | 15-1595    | 13-0513  | 15-1639    | 13-0422  | 15-1669    | 13-0444  | 15-1699    | 13-0464  |
| 15-1471    | 13-0325  | 15-1506    | 13-0351  | 15-1548    | 13-0404  | 15-1596    | 13-0395  | 15-1640    | 13-0423  | 15-1670    | 13-0445  | 15-1700    | 13-0472  |
| 15-1472    | 13-0326  | 15-1506A   | 13-0353  | 15-1549    | 13-0377  | 15-1599    | 13-0514  | 15-1641    | 13-0424  | 15-1671    | 13-0446  | 15-1701    | 13-0473  |
| 15-1473    | 13-0327  | 15-1506B   | 13-0352  | 15-1550    | 13-0378  | 15-1600    | 13-0396  | 15-1642    | 13-0515  | 15-1672    | 13-0447  | 15-1702    | 13-0474  |
| 15-1474    | 13-0328  | 15-1507    | 13-0354  | 15-1551    | 13-0379  | 15-1601    | 13-0397  | 15-1643    | 13-0425  | 15-1673    | 13-0448  | 15-1703    | 13-0475  |
| 15-1475    | 13-0329  | 15-1508    | 13-0355  | 15-1552    | 13-0379  | 15-1604    | 13-0398  | 15-1644    | 13-0426  | 15-1674    | 13-0449  | 15-1704    | 13-0476  |
| 15-1476    | 13-0330  | 15-1509    | 13-0356  | 15-1553    | 13-0508  | 15-1606    | 13-0399  | 15-1645    | 13-0427  | 15-1675    | 13-0511  | 15-1705    | 13-0477  |
| 15-1477    | 13-0331  | 15-1510    | 13-0357  | 15-1555    | 13-0380  | 15-1607    | 13-0324  | 15-1646    | 13-0505  | 15-1676    | 13-0450  | 15-1706    | 13-0478  |
| 15-1478    | 13-0332  | 15-1511    | 13-0358  | 15-1557    | 13-0381  | 15-1608    | 13-0400  | 15-1647    | 13-0330  | 15-1677    | 13-0451  | 15-1707    | 13-0479  |
| 15-1479    | 13-0507  | 15-1514    | 13-0359  | 15-1558    | 13-0509  | 15-1609    | 13-0402  | 15-1648    | 13-0428  | 15-1678    | 13-0452  | 15-1708    | 13-0480  |
| 15-1480    | 13-0333  | 15-1518    | 13-0360  | 15-1560    | 13-0382  | 15-1610    | 13-0403  | 15-1649    | 13-0429  | 15-1679    | 13-0453  | 15-1709    | 13-0481  |
| 15-1481    | 13-0175  | 15-1519    | 13-0361  | 15-1561    | 13-0383  | 15-1611    | 13-0405  | 15-1650    | 13-0430  | 15-1680    | 13-0454  | 15-1710    | 13-0482  |
| 15-1483    | 13-0334  | 15-1520    | 13-0362  | 15-1562    | 13-0384  | 15-1612    | 13-0406  | 15-1651    | 13-0431  | 15-1681    | 13-0455  | 15-1711    | 13-0483  |
| 15-1484    | 13-0335  | 15-1522    | 13-0363  | 15-1563    | 13-0385  | 15-1613    | 13-0407  | 15-1652    | 13-0432  | 15-1682    | 13-0456  | 15-1712    | 13-0484  |
| 15-1485    | 13-0336  | 15-1523    | 13-0364  | 15-1564    | 13-0386  | 15-1614    | 13-0408  | 15-1653    | 13-0433  | 15-1683    | 13-0457  | 15-1713    | 13-0485  |
| 15-1486    | 13-0337  | 15-1524    | 13-0323  | 15-1565    | 13-0387  | 15-1615    | 13-0409  | 15-1654    | 13-0516  | 15-1684    | 13-0458  | 15-1714    | 13-0486  |
| 15-1487    | 13-0338  | 15-1527    | 13-0365  | 15-1568    | 13-0510  | 15-1616    | 13-0093  | 15-1655    | 13-0434  | 15-1685    | 13-0458  | 15-1715    | 13-0404  |
| 15-1488    | 13-0339  | 15-1530    | 13-0366  | 15-1569    | 13-0511  | 15-1617    | 13-0411  | 15-1656    | 13-0434  | 15-1686    | 13-0459  | 15-1716    | 13-0487  |
| 15-1489    | 13-0340  | 15-1531    | 13-0367  | 15-1571    | 13-0511  | 15-1627    | 13-0413  | 15-1657    | 13-0435  | 15-1687    | 13-0460  | 15-1717    | 13-0488  |
| 15-1490    | 13-0341  | 15-1533    | 13-0368  | 15-1572    | 13-0315  | 15-1628    | 13-0414  | 15-1658    | 13-0436  | 15-1688    | 13-0461  | 15-1718    | 13-0489  |
| 15-1493    | 13-0287  | 15-1536    | 13-0530  | 15-1573    | 13-0388  | 15-1629    | 13-0510  | 15-1659    | 13-0437  | 15-1689    | 13-0462  | 15-1719    | 13-0490  |
| 15-1494    | 13-0342  | 15-1537    | 13-0520  | 15-1574    | 13-0389  | 15-1630    | 13-0412  | 15-1660    | 13-0517  | 15-1690    | 13-0463  | 15-1720    | 13-0491  |
| 15-1495    | 13-0343  | 15-1538    | 13-0369  | 15-1576    | 13-0512  | 15-1631    | 13-0265  | 15-1661    | 13-0401  | 15-1691    | 13-0464  | 15-1721    | 13-0521  |
| 15-1496    | 13-0506  | 15-1539    | 13-0370  | 15-1579    | 13-0390  | 15-1632    | 13-0415  | 15-1662    | 13-0438  | 15-1692    | 13-0465  | 15-1722    | 13-0492  |
| 15-1498    | 13-0344  | 15-1540    | 13-0262  | 15-1585    | 13-0504  | 15-1633    | 13-0416  | 15-1663    | 13-0439  | 15-1693    | 13-0466  | 15-1723    | 13-0522  |

**LISTA NUMERICA LEGAMI GIUNTI CON KIT CUFFIA**  
**NUMERICAL LIST OF LINKS BETWEEN C.V. JOINTS AND BOOT KIT**

| C.V. JOINT | BOOT KIT | C.V. JOINT | BOOT KIT | C.V. JOINT | BOOT KIT | C.V. JOINT | BOOT KIT | C.V. JOINT | BOOT KIT | C.V. JOINT | BOOT KIT | C.V. JOINT | BOOT KIT |
|------------|----------|------------|----------|------------|----------|------------|----------|------------|----------|------------|----------|------------|----------|
| 15-1724    | 13-0523  | 16-1003    | 14-0004  |            |          |            |          |            |          |            |          |            |          |
| 15-1725    | 13-0493  | 16-1004    | 14-0005  |            |          |            |          |            |          |            |          |            |          |
| 15-1726    | 13-0527  | 16-1004A   | 14-0006  |            |          |            |          |            |          |            |          |            |          |
| 15-1727    | 13-0494  | 16-1005    | 14-0007  |            |          |            |          |            |          |            |          |            |          |
| 15-1728    | 13-0495  | 16-1006    | 14-0008  |            |          |            |          |            |          |            |          |            |          |
| 15-1729    | 13-0518  | 16-1007    | 14-0009  |            |          |            |          |            |          |            |          |            |          |
| 15-1731    | 13-0496  | 16-1008    | 14-0010  |            |          |            |          |            |          |            |          |            |          |
| 15-1732    | 13-0497  | 16-1012    | 14-0011  |            |          |            |          |            |          |            |          |            |          |
| 15-1733    | 13-0519  | 16-1014    | 14-0012  |            |          |            |          |            |          |            |          |            |          |
| 15-1734    | 13-0533  | 16-1014A   | 14-0013  |            |          |            |          |            |          |            |          |            |          |
| 15-1735    | 13-0498  | 16-1015    | 14-0014  |            |          |            |          |            |          |            |          |            |          |
| 15-1736    | 13-0498  | 16-1016    | 14-0015  |            |          |            |          |            |          |            |          |            |          |
| 15-1737    | 13-0223  | 16-1017    | 14-0016  |            |          |            |          |            |          |            |          |            |          |
| 15-1738    | 13-0499  | 16-1018    | 14-0017  |            |          |            |          |            |          |            |          |            |          |
| 15-1739    | 13-0500  | 16-1019    | 14-0018  |            |          |            |          |            |          |            |          |            |          |
| 15-1740    | 13-0542  | 16-1020    | 14-0019  |            |          |            |          |            |          |            |          |            |          |
| 15-1741    | 13-0532  | 16-1022    | 14-0020  |            |          |            |          |            |          |            |          |            |          |
| 15-1742    | 13-0531  | 16-1023    | 14-0021  |            |          |            |          |            |          |            |          |            |          |
| 15-1764    | 13-0315  | 16-1024    | 14-0022  |            |          |            |          |            |          |            |          |            |          |
| 15-1765    | 13-0539  | 16-1025    | 14-0023  |            |          |            |          |            |          |            |          |            |          |
| 15-1772    | 13-0526  | 16-1026    | 14-0024  |            |          |            |          |            |          |            |          |            |          |
| 15-1773    | 13-0541  | 16-1027    | 14-0025  |            |          |            |          |            |          |            |          |            |          |
| 15-1774    | 13-0524  | 16-1028    | 14-0026  |            |          |            |          |            |          |            |          |            |          |
| 15-1775    | 13-0525  | 16-1029    | 14-0008  |            |          |            |          |            |          |            |          |            |          |
| 15-1776    | 13-0384  | 16-1030    | 14-0027  |            |          |            |          |            |          |            |          |            |          |
| 15-1777    | 13-0385  |            |          |            |          |            |          |            |          |            |          |            |          |
| 15-1778    | 13-0540  |            |          |            |          |            |          |            |          |            |          |            |          |
| 16-1001    | 14-0001  |            |          |            |          |            |          |            |          |            |          |            |          |
| 16-1002    | 14-0002  |            |          |            |          |            |          |            |          |            |          |            |          |
| 16-1002A   | 14-0003  |            |          |            |          |            |          |            |          |            |          |            |          |

TRANSMISSIONI-DRIVESHAFTS-TRANSMISSIONS-ANTRIEBSWELLEN-TRANSMISSIONES



**I cataloghi:**

- Dischi e pastiglie freno;
- Tamburi, ganasce e Rapid KIT;
- Pompe acqua e KIT distribuzione;
- Freni, frizioni idraulici;
- Giunti, semiassi e KIT cuffia;
- Parti motore;

**Catalogues:**

- Brake Discs & Pads;
- Brake Drums, Brake Shoes & Premounted kit;
- Water pumps, timing belt KIT with water pump;
- Brake & Clutch Hydraulics;
- C.V. Joints, Driveshafts, Boot KIT;
- Engine parts;

**INDICE - INDEX - INDEX - INHALT - INDICE**

|  |                        |
|--|------------------------|
| Giunti omocinetici, Semiassi - C.V. Joints, Driveshafts - Joints homocinetiques, Arbre de transmissions - Radgelenke, Antriebswellen - Juntas homocineticas, Transmisiones   | <b>pag. I</b>          |
| Specifiche tecniche giunti omocinetici - C.V. Joints' technical specifications - Caractéristiques techniques Joints homocinetiques - Technische Daten Radgelenke - Especificaciones tecnicas Juntas homocineticas  | <b>pag. II</b>         |
| Specifiche tecniche kit cuffia - Boot kit technical specifications - Caractéristiques techniques Kit de soufflet - Technische Daten Faltenbalg-Satz - Especificaciones tecnicas Fuelle   | <b>pag. II</b>         |
| Specifiche tecniche semiassi - Driveshafts' technical specifications - Caractéristiques techniques Arbre de transmissions - Technische Daten Antriebswellen - Especificaciones tecnicas Transmisiones  | <b>pag. III</b>        |
| Forme dei giunti - C.V. Joints' shape - Forme de joints - Form der Radgelenke - Forma de las juntas  | <b>pag. IV</b>         |
| Forme dei semiassi - Driveshafts' shape - Forme de arbre de transmissions - Form der Antriebswelle - Forma de la transmisiones   | <b>pag. V</b>          |
| Abbreviazioni - Abbreviations - Abréviations - Zeichenerklärung - Abreviaturas   | <b>pag. VI</b>         |
| Simbologia - Symbols - Symbologie - Symbole - Simbologia   | <b>pag. VII</b>        |
| Lista dei nuovi riferimenti - New references list - Liste nouvelles références - Liste neue Sachnummern - Lista nuevas referencias   | <b>pag. VIII</b>       |
| Codici annullati - Cancelled part numbers - Références annulés - Stornierte Sachnummern - Códigos anulados   | <b>pag. IX</b>         |
| Codici ad esaurimento - Discontinuing part numbers - Références en épuisement - Auslauf Sachnummern - Códigos en agotamiento   | <b>pag. IX</b>         |
| Lista numerica legame Giunto con Kit Cuffia - Numerical list link C.V. Joint with Boot kit - Liste numérique liaison Joint homocinétique avec Kit de soufflet - Teilnummerliste Verbindung Radgelenke mit Faltenbalg-Satz - Lista numerica correspondencia entre Juntas homocineticas con Fuelle | <b>pag. X-XIII</b>     |
| Istruzioni installazione giunti omocinetici - C.V. Joints instructions on installation - Instructions de montage Joints Homocinétiques - Montageanleitungen Gleichlaufgelenke - Instrucciones para el montaje de juntas homocinéticas  | <b>pag. XX-XI</b>      |
| Indice marca e modello - Make and model Index - Index marque et modèle - Inhalt Marke und Modell - Indice marca y modelo   | <b>pag. XXII-XXVII</b> |
| Applicazioni - Applications - Applications - Anwendungen - Aplicaciones  | <b>pag. 1-809</b>      |
| Dimensioni - Dimensions - Cotés dimensionnelles - Abmessungen - Medidas  | <b>pag. 810-865</b>    |
| Lista dei cross - Cross References List - Table equivalences - Vergleichsliste - Lista de equivalencias  | <b>pag. 866-902</b>    |
| Lista numerica - Numerical list - Liste numérique - Teilnummerliste - Lista numerica   | <b>pag. 903-972</b>    |
| Condizioni di vendita - Conditions of sale - Conditions de vente - Verkaufsbedingungen - Condiciones de venta  | <b>pag. 973-975</b>    |





La Metelli nasce il 1° Agosto 1962 quale officina per lavorazioni meccaniche. Nel 1970 prende avvio la produzione delle parti motore e già nel 1975 inizia la fabbricazione delle parti freno e frizione idrauliche. Un ulteriore impulso all'espansione giunge nel 1991 con l'installazione della linea per la produzione dei giunti omocinetiche a cui si aggiungono i semiassi nel 1999. Nel luglio del 2001 la Metelli S.p.A. acquista il 100% della società GRAF S.p.A., produttrice di pompe acqua e dischi freno. Nel 2008 vengono introdotte le pastiglie freno e nel 2010 le ganasce freno a completamento della gamma frenante. **Infine nel 2012 vengono lanciati il Kit distribuzione con pompa acqua e il kit cuffia.**

*Metelli was established on 1st August 1962 as a mechanical engineering workshop. In 1970, the company started producing engine parts and, in 1975, began manufacturing hydraulic brake and clutch parts. A further boost to expansion came in 1991 with the installation of the line for the production of constant velocity joints, later expanded in 1999 to include driveshafts. In July 2001, Metelli Co. acquired 100% of GRAF Co., a leading manufacturer of water pumps and brake discs. In order to complete the brake parts range Metelli introduced brake pads in 2008 and brake shoes in 2010. **Then in 2012 Metelli introduced the timing belt Kit with water pump and boot kit.***

*La société Metelli a été créée le 1er août 1962 comme atelier d'usinage. En 1970, l'entreprise a démarré la production de composants pour l'industrie des moteurs et a lancé en 1975 la fabrication de pièces de freinage et d'embrayage hydrauliques. En 1991, dans le cadre de sa politique d'expansion, la société a installé une nouvelle ligne pour la production de joints homocinétiques, à laquelle s'est ajoutée en 1999 celle des transmissions. En juillet 2001, Metelli S.p.A. a racheté la totalité de la société GRAF S.p.A., producteur leader de pompes à eau et de disques de frein. En 2008 nous avons introduits dans notre gamme les Plaquettes de Freins et en 2010 les Machoires de Frein à complètement de notre programme de freinage. **En 2012 nous avons introduits les kit distribution avec pompe à eau et les kit de soufflet de transmission.***


*Die Firma Metelli wurde am 1. August 1962 als mechanische Werkstätte gegründet. 1970 beginnt die Produktion von Motorteilen und bereits 1975 die Fertigung von hydraulischen Bremsenteilen und Kupplungsteilen. Einen weiteren Impuls zur Expansion erhält die Firma im 1991 durch die neue Produktionslinie Radgelenke und im Jahre im 1999 kommen dann Antriebswellen hinzu. Im Juli 2001 aquiriert die Metelli S.p.A. zu 100% die Gesellschaft GRAF S.p.A. auf, eine leitende Herstellerfirma von Wasserpumpen und Bremscheiben. Im 2008 haben wir Bremsbelaege und im 2010 Bremsbacken in unserem Produktpalette eingefuehrt um unser Bremshydraulikprogramm zu vollstaendingen. **Im Jahr 2012 hat Metelli Zusaetzlich Spannrollen Kit mit Wasserpumpe und Faltenbalg-Satz im Programm vorgestellt.***

*La firma Metelli nace el 1 de Agosto de 1962 como taller para mecanizaciones. En 1970 comienza la realización de piezas para motores y ya en 1975 inicia la fabricación de piezas para frenos y embragues hidráulicos. Un mayor impulso a la expansión llega en 1991 con la instalación de una línea para la producción de juntas homocinéticas a las que se añadirán los semiejes en 1999. En el mes de Julio de 2001 Metelli S.p.A. adquiere el 100% de la firma GRAF S.p.A., fabricante líder de bombas de agua y discos de freno. En 2008 se introduce la gama de pastillas de freno y en 2010 la de zapatas de freno para completar la gama de frenos. **Los kit distribución con bomba de agua y los fuele se introdujeron en 2012.***


## 2013

**C.V. joints, driveshafts, boot kit / Giunti omocinetiche, semiassi, KIT cuffia / Joints homocinétiques, arbre de transmission, kit de soufflet de transmission / Gleichlaufgelenke, Antriebswellen, Faltenbalg-Satz, Juntas homocinéticas, transmisiones, fuele**









**2013**

C.V. joints, driveshafts, boot kit / Giunti omocinetic, semiassi, KIT cuffia / Joints homocinétiques, arbre de transmission, kit de soufflet de transmission / Gleichlaufgelenke, Antriebswellen, Faltenbalg-Satz, Juntas homocinéticas, transmisiones, fuelle

**metelli**  
AUTOMOTIVE PASSION  
metelli group

XVII





Illustrazione di giunti di vario tipo, scomposti nei loro elementi principali - campana, gabbia, nucleo, sfere con un semiassi tipo su cui vanno montati, completo di alcuni accessori - cuffia in gomma, fascette... L'ingrandimento fotografico della gabbia, mette in risalto che tutti i dodici punti di contatto / alloggiamento delle sfere, sono rettificati con tolleranze di micron, aumentando quindi la perfezione di accoppiamento e la possibilità di usare sfere con unica tolleranza sul diametro, eliminando nello stesso tempo ogni possibilità di errori, o inaccuratezze di montaggio delle varie parti.



*Pictures of joints of various types, disassembled in their main components - housing or outer race, cage, race or inner race, balls - along with one of the types of driveshaft which the joint are to be fitted on; the driveshaft is complete with some ancillary parts - rubber boot, clamps ..*

*The fotografic blowup of the cage, highlights that all the twelve contact / holder points of the balls are ground to micron tolerances, increasing by that the perfection of fit and the possibility to use balls of one tolerance only, in micron, on the diameter, and excluding at the same time any chance of mistakes or inaccuracies when assembling the various components.*



*Images de joints de types divers, démontés dans ses composants principaux - carter, cage, noyau, billes avec un des types de transmission sur lequel ces joints sont montés; la transmission avec d'autres accessoires - soufflet en caoutchouc, colliers de serrage...*

*L'agrandissement photographique de la cage fait bien ressortir que tous le douze points de contact / logement des billes sont rectifiés avec de tolérances de micron, augmentant pour cela la perfection d'accouplement et la possibilité d'utiliser billes de la plus haute précision et avec une tolérance unique sur le diamètre, éliminant en même temps toute possibilité d'erreurs ou négligences dans l'assemblage des composants divers.*



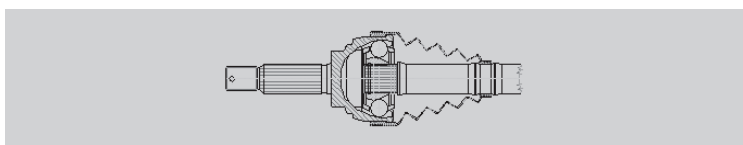
*Bilder verschiedener Gelenktypen, zerlegt in ihre Hauptbestandteile - Gehäuse, Käfig, Kugelnabe, Kegeln zusammen mit einem der Gelenkwellentypen, auf den dieses Gelenk montiert wird; die Gelenkwelle ist komplett mit den Zusatzteilen - Manschette, Schellen...*

*Die vergrößerte Fotografie des Käfigs verdeutlicht, daß alle zwölf Kontaktpunkte der Kugeln bis auf Mikrontoleranzen geschliffen sind, so daß ein Maximum an Paßperfektion erreicht wird. Hierdurch wird ein einerseits die Möglichkeit gegeben, nur Kugeln einer Größe mit gleichem Durchmesser, zu montieren; andererseits wird ausgeschlossen, daß bei der Zusammensetzung der Einzelteile Ungenauigkeiten oder Fehler unterlaufen.*



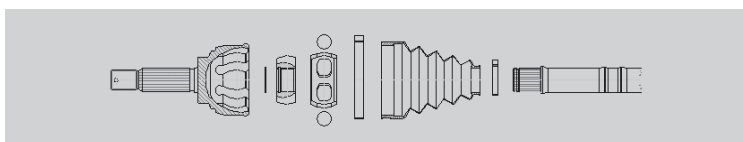
*Representacion de junta de diverso tipo, desmontadas con sus elementos principales - campana, jaula, nuez, bolas - con ilustracion del semieje donde van montados, completo con algunos accesorios - fuelle de goma, abrazadera...*

*La ampliacion fotografica de la jaula pone en evidencia que los doce puntos de contacto / alojamiento de las bolas estan rectificadas con tolerancia de micras, resaltando por lo tanto la perfección de la union y la posibilidad de usar bolas de maxima precision con unica tolerancia en el diametro, eliminando asi cualquier posibilidad de error.*



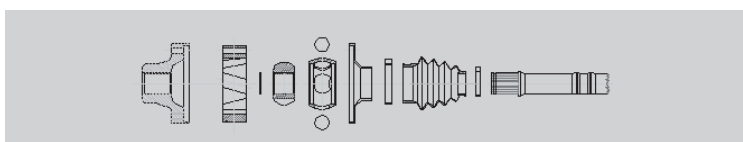
**Giunto omocinetico fisso, per impianto di frenaggio ABS**

*Fixed joint, for ABS brake system*  
*Joint fixe, pour système de freinage ABS*  
*Gleichlauffestgelenk für ABS-Bremssystem*  
*Junta fija, para sistema de frenado ABS*



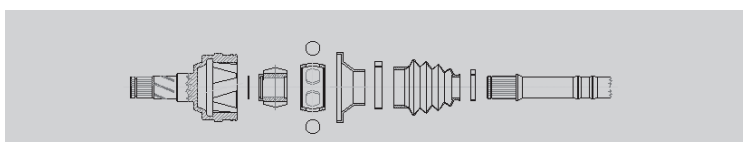
**Esploso di giunto omocinetico fisso, per ABS**

*Exploded view of fixed Joint, for ABS*  
*Vue éclatée de joint fixe, pour ABS*  
*Explosionszeichnung eines Gleichlauffestgelenks für ABS-Bremssystem*  
*Vista pormenorizada de junta fija, para ABS*



**Esploso di giunto omocinetico scorrevole, ad anello**

*Exploded view of plunging joint, ring type*  
*Vue éclatée de joint coulissant, type à bague*  
*Explosionszeichnung eines Gleichlaufosgelenks, Scheibenanschluß Typ*  
*Vista pormenorizada de junta deslizante, tipo a anillo*



**Esploso di giunto omocinetico scorrevole**

*Exploded view of plunging joint*  
*Vue éclatée de joint coulissant*  
*Explosionszeichnung eines Gleichlaufosgelenks*  
*Vista pormenorizada de junta deslizante*



## Rimozione dei giunti dall'albero di trasmissione / Removal of c.v. joints of driveshaft

### Lato ruota / wheel side



Chiedere in morsa l'albero di trasmissione. Rimuovere le fascette e togliere la cuffia dal giunto facendola scorrere sull'albero di trasmissione.

*Grip the driveshaft securely in a vise. Remove the clamps. Take the boot off the joint by sliding it along the driveshaft.*



Qualora l'anello di sicurezza sia visibile lo si dovrà allargare, sfilare il giunto colpendolo sulla faccia frontale.

*If the circlip is visible, spread it open and slide the joint off the shaft, striking it gently on the front face with a plastic hammer.*



In caso di giunti con anello di sicurezza interno (non visibile) si dovrà sfilare il giunto colpendolo sulla faccia frontale del nucleo.

*If the circlip is internal (not visible) the joint has to be removed from the shaft by striking it on the front face of the inner race.*



Rimuovere l'eventuale anello di sicurezza e togliere la cuffia dall'albero. Pulire la scanalatura dell'albero verificando che la dentatura non sia danneggiata.

*Remove the retainer ring, if any, on the driveshaft. Take the boot off the driveshaft. Clean the grooved part and check that the teeth are intact.*

### Lato cambio / gearbox side



Chiedere in morsa l'albero di trasmissione. Rimuovere la fascetta piccola e togliere la cuffia con il proprio coperchio dal giunto.

*Grip the driveshaft securely in a vise. Remove the small clamp. Remove the boot with its cap by sliding it off the driveshaft.*



Togliere l'eventuale coperchio di protezione assicurandosi di non danneggiarlo perché dovrà essere riutilizzato in fase di assemblaggio.

*Remove any protective cap taking care not to damage it because it will have to be used again for assembly.*



Posizionare il giunto sopra le ganasce della morsa in modo che l'albero di trasmissione risulti in posizione. Aprire l'anello di sicurezza con le apposite pinze.

*Position the joint over the jaws of the vise so that the driveshaft is in a vertical position facing downward. Open the circlip using the special pliers.*




Sfilare l'albero dal giunto colpendo la faccia frontale dell'albero. Togliere la cuffia con il proprio coperchio e l'eventuale molla a tazza dall'albero. Pulire la scanalatura dell'albero verificando che la dentatura non sia danneggiata.

*Slide the driveshaft out of the joint by striking the front face of the shaft. Remove the boot from the driveshaft, with its cap and the Belleville washer, if any. Clean the driveshaft along the grooved part and check that the teeth are intact.*


## Montaggio dei giunti sull'albero di trasmissione / Assembly of c.v. joints on driveshaft

### Lato ruota / wheel side



Posizionare la fascetta piccola e la cuffia sull'albero. In caso di giunto con molla a tazza e rondella di chiusura spingere questi pezzi sull'albero.

*Place the small clamp and the boot on the shaft. If the joint is provided with a Belleville washer and lock washer, push these parts onto the shaft.*



In caso di giunti con anello di sicurezza interno di forma circolare questi deve essere collocato nella scanalatura dell'albero. Usare sempre un anello di sicurezza nuovo. Qualora il sistema di fissaggio preveda un seeger questi è fornito dalla Metelli già posizionato nel nucleo.

*If the joint has an internal circlip this has to be fitted in the groove on the driveshaft. Always fit a new ring. If the fastening system requires a Seeger ring this is supplied by Metelli already in place on the inner race.*



Lo standard Metelli prevede giunti pre-lubrificati con la quantità di grasso ottimale. Fanno eccezione alcuni giunti per i quali il grasso viene fornito a parte: in questo caso si dovrà riempire il giunto con circa metà del grasso fornito.

*According to the Metelli standards, joints are supplied pre-lubricated with the optimum amount of grease. A few types of joints are supplied with a separate container of grease. In this case the joint should be filled with about half the grease in the container.*




Accoppiare le scanalature del nucleo con quelle dell'albero: porre attenzione all'anello di sicurezza. Utilizzando un martello di plastica spingere lentamente il giunto sull'albero sino a quando l'anello di sicurezza si è chiuso a scatto. Controllare che il giunto non abbia la possibilità di scorrere sull'albero.

*Match the splines on the inner race with those on the grooved part of the shaft. Pay particular attention to the retainer ring. Using a plastic hammer, push the joint onto the shaft slowly until the retainer ring snaps shut. Do not fail to check that the joint is fitted securely on the shaft and cannot slide.*

segue


## Montaggio dei giunti sull'albero di trasmissione / Assembly of c.v. joints on driveshaft

### Lato ruota / wheel side




Se il grasso è fornito a parte utilizzare quello rimasto per ingrassare completamente il giunto. Calzare la cuffia e stringere la fascetta grande con la pinza. Controllare che la cuffia sia ancorata al giunto.

*If the grease has been supplied separately, use the remaining amount to grease the joint completely. Fit the boot on the joint in the correct position and tighten the large clamp with pliers. Make sure the boot is securely anchored to the joint.*



Usando un cacciavite interposto tra la cuffia e l'albero di trasmissione far fuoriuscire l'aria dalla cuffia.


*Insert a screwdriver between the boot and the driveshaft to let the air out of the boot.*



Stringere la fascetta piccola e controllare che la cuffia sia ermeticamente chiusa. Far effettuare al giunto alcune rotazioni rispetto all'asse dell'albero per controllare la correttezza dell'installazione eseguita.


*Tighten the small clamp using pliers and check that the boot is hermetically sealed. Turn the joint a few times around the shaft axis to check that it is correctly installed.*

### Lato cambio / gearbox side




Posizionare la fascetta e la cuffia con il proprio coperchio sull'albero. In caso di giunto con molla a tazza posizionarla correttamente sull'albero di trasmissione.

*Place the clamp and boot with its cap on the shaft. If the joint is provided with a Belleville washer, position it correctly on the driveshaft.*




Accoppiare le scanalature del nucleo con quelle dello scanalato dell'albero e spingere il giunto se fosse necessario battere attentamente sul nucleo.

*Match the grooves on the nucleus with those on the grooved part of the shaft and push the joint onto the shaft. If necessary, strike carefully on the inner race.*



Applicare l'anello di sicurezza nella gola dell'albero di trasmissione. Usare sempre un anello di sicurezza nuovo.

*Fit the retainer ring in the groove on the driveshaft. Always use a new ring.*



Riempire il giunto dal lato opposto della cuffia con circa metà del grasso contenuto nel tubetto fornito.

*Fill the joint from the side opposite the boot with about half the grease in the tube supplied.*




Montare l'eventuale coperchio di protezione assicurandosi di far coincidere i fori con quelli del giunto.

*If a protective cap is provided, fit it in place taking care to match the holes with those on the joint.*




Riempire il giunto dal lato della cuffia con il grasso rimanente.

*Fill the joint from the boot side with the remaining grease.*



Far calzare il coperchio della cuffia sul giunto prestando attenzione a far coincidere i fori con quelli del giunto.

*Fit the cowling cap on the joint taking care to match its holes with those on the joint.*



Chiudere la fascetta piccola in modo che la cuffia risulti saldamente ancorata all'albero di trasmissione.

*Close the small clamp so that the boot is securely anchored to the driveshaft.*

2013

C.V. joints, driveshafts, boot kit / Giunti omocineticici, semiassi, KIT cuffia / Joints homocinétiques, arbre de transmission, kit de soufflet de transmission / Gleichlaufgelenke, Antriebswellen, Faltenbalg-Satz, Juntas homocinéticas, transmisiones, fuelle

**metelli**  
AUTOMOTIVE PASSION  
metelli group

XXI

| MAKE - MODEL                      | PAGE | MAKE - MODEL                       | PAGE | MAKE - MODEL                  | PAGE | MAKE - MODEL           | PAGE | MAKE - MODEL                | PAGE |
|-----------------------------------|------|------------------------------------|------|-------------------------------|------|------------------------|------|-----------------------------|------|
| <b>AIXAM</b>                      |      | 90 I (81, 85, B2).....             | 53   | 3 III Compact (E36).....      | 100  | Spark I.....           | 111  | Ax (ZA).....                | 116  |
|                                   |      | 90 II (89, 89Q, 8A, B3).....       | 54   | 3 III Touring (E36).....      | 100  |                        |      | Axel.....                   | 117  |
| Berline, Mini van , Pick Up.....  | 1    | A1 (8X1, 2, A), Sportback.....     | 57   | 3 IV (E46).....               | 100  | <b>CHEVROLET USA</b>   |      | Berlingo I (MF).....        | 118  |
|                                   |      | A2 (8Z0).....                      | 57   | 3 IV Cabrio, Coupe (E46)..... | 101  |                        |      | Berlingo II.....            | 119  |
| <b>ALFA ROMEO</b>                 |      | A3 I (8L1).....                    | 58   | 3 IV Compact (E46).....       | 102  | Beretta.....           | 111  | Bx (XB).....                | 120  |
|                                   |      | A3 II (8P1), Sportback.....        | 59   | 3 IV Touring (E46).....       | 102  | Cavalier I.....        | 111  | C1 (PM, PN).....            | 123  |
|                                   |      | A3 II Cabrio.....                  | 62   | 5 III (E34).....              | 103  | Cavalier II.....       | 111  | C2 (JM).....                | 123  |
| 145, 146 (930).....               | 1    | A3 III (8V1), Sportback (8VA)..... | 63   | 5 III Touring (E34).....      | 103  | Cavalier III.....      | 111  | C3 I (FC).....              | 124  |
| 147 (937).....                    | 3    | A4 I (8D2, B5), Avant.....         | 63   | 5 IV (E39).....               | 103  | Celebrity.....         | 111  | C3 I Pluriel (HB).....      | 126  |
| 155 (167).....                    | 5    | A4 II (8E2, B6), Avant.....        | 69   | X3 (E83).....                 | 104  | Corsica.....           | 111  | C3 II.....                  | 126  |
| 156 (932), Sportwagon.....        | 8    | A4 II Cabrio (8H7).....            | 72   | X5 (E53).....                 | 105  | Corsica I.....         | 112  | C3 Picasso.....             | 127  |
| 159, Sportwagon (140).....        | 10   | A4 III (8EC), Avant.....           | 74   | Z3 (E36).....                 | 106  | Corsica II.....        | 112  | C4 Grand Picasso (UA).....  | 127  |
| 164 (164/168).....                | 11   | A4 IV (8K2, K5), Avant.....        | 76   | Z4 I (E85, 86).....           | 106  | Corsica III.....       | 112  | C4 I, Coupe (LC, LA).....   | 128  |
| 166 (936).....                    | 13   | A4 IV (8KH) Allroad.....           | 78   |                               |      | Kadett.....            | 112  | C4 II (B71).....            | 129  |
| 1750-2000.....                    | 14   | A5 (8T3), Sportback.....           | 78   | <b>BUICK</b>                  |      | Lumina APV.....        | 112  | C4 Picasso (UD).....        | 130  |
| 33 I (905,A), Sportwagon.....     | 14   | A6 I (4A, C4), Avant.....          | 79   | Century.....                  | 106  | Monza.....             | 112  | C5 I, Break (DC, DE).....   | 130  |
| 33 II (907A,B), Sportwagon.....   | 16   | A6 II (4B, C5), Avant.....         | 82   | Electra.....                  | 106  | Nova.....              | 112  | C5 II, Break (RC, RE).....  | 131  |
| 75 (162B).....                    | 18   | A6 II Allroad (4BH, C5).....       | 85   | Park Avenue.....              | 107  | Nova S.....            | 113  | C5 III, Break (RD, TD)..... | 131  |
| 90 (162).....                     | 18   | A6 III (4F2), Avant.....           | 86   | Reatta E.....                 | 107  | Sprint.....            | 113  | C8 (EA, EB).....            | 132  |
| Alfasud (901).....                | 18   | A6 III Allroad (4FH).....          | 88   | Riviera.....                  | 107  |                        |      | DS3.....                    | 133  |
| Alfasud Sprint (902.A).....       | 19   | A6 IV (4G2, 5), Avant.....         | 89   | Skyhawk I.....                | 107  | <b>CHRYSLER</b>        |      | DS4.....                    | 133  |
| Alfetta (116).....                | 20   | A8 I (4D2, 4D8).....               | 89   | Skyhawk II.....               | 107  |                        |      | DS5.....                    | 134  |
| Arna (920).....                   | 20   | A8 II (4E).....                    | 90   | Skyhawk III.....              | 107  | Grand Voyager III..... | 113  | Dyane.....                  | 134  |
| Brera (177).....                  | 21   | A8 III (4H).....                   | 90   | Skylark.....                  | 107  | New Yorker.....        | 113  | Evasion (22,U6).....        | 134  |
| Giulietta II (116).....           | 21   | Cabrio (8G7, B4).....              | 91   | Somerset I.....               | 107  | Voyager I (ES).....    | 113  | LNA.....                    | 135  |
| Giulietta III (940).....          | 22   | Coupe I (81, 85).....              | 91   | Somerset II.....              | 107  | Voyager II (GS).....   | 114  | Mehari.....                 | 135  |
| GT (937).....                     | 22   | Coupe II (89, 8B).....             | 93   |                               |      | Voyager III (RG).....  | 114  | Olcit.....                  | 136  |
| GTV (116).....                    | 23   | Fox.....                           | 95   | <b>CADILLAC</b>               |      | Voyager IV.....        | 114  | Saxo (S0,S1).....           | 136  |
| GTV (916C).....                   | 23   | Q3.....                            | 95   |                               |      |                        |      | Visa.....                   | 138  |
| Mito (955).....                   | 24   | Q5 (8R).....                       | 95   | Deville - Concours.....       | 107  | <b>CHRYSLER USA</b>    |      | Xantia I (X1).....          | 138  |
| Spider (916S).....                | 25   | Q7 (4L).....                       | 96   | Eldorado.....                 | 108  |                        |      | Xantia I (X1) Break.....    | 140  |
| Spider (939).....                 | 26   | Quattro (85).....                  | 96   | Fleetwood.....                | 108  | Colt.....              | 114  | Xantia II (X2).....         | 141  |
|                                   |      | TT I (8N3,9), Roadster.....        | 97   | Seville.....                  | 108  | Fifth Avenue.....      | 115  | Xantia II (X2) Break.....   | 142  |
|                                   |      | TT II (8J3,9), Roadster.....       | 97   | Seville I.....                | 108  | Imperial.....          | 115  | XM I (Y3).....              | 143  |
|                                   |      | V8 (D1).....                       | 98   | Seville II.....               | 108  | Le Baron.....          | 115  | XM I (Y3) Break.....        | 144  |
| <b>AUDI</b>                       |      |                                    |      |                               |      | Le Baron GTS.....      | 115  | XM II (Y4).....             | 145  |
|                                   |      | <b>AUTOBIANCHI</b>                 |      | <b>CHEVROLET</b>              |      | New Yorker.....        | 115  | XM II (Y4) Break.....       | 145  |
| 100 I (C1).....                   | 26   | A111.....                          | 98   | Aveo II (T200, 250).....      | 108  | New Yorker Landau..... | 115  | Xsara (N1/0), Coupe.....    | 145  |
| 100 II (43, C2), Avant.....       | 26   | A112.....                          | 98   | Captiva (C100, 140).....      | 108  | Phantom.....           | 115  | Xsara (N2) Break.....       | 148  |
| 100 III (44, 44Q, C3), Avant..... | 27   | Y10.....                           | 98   | Cruze.....                    | 109  | Sebring.....           | 115  | Xsara Picasso (N68).....    | 150  |
| 100 IV (4A, C4), Avant.....       | 33   | Y10 (RES. 1992).....               | 99   | Kalos.....                    | 109  |                        |      | ZX (N2).....                | 150  |
| 200 I (43).....                   | 35   |                                    |      | Lacetti.....                  | 110  | <b>CITROËN</b>         |      | ZX (N2) Break.....          | 153  |
| 200 II (44, 44Q), Avant.....      | 35   |                                    |      | Matiz.....                    | 110  |                        |      |                             |      |
| 4000.....                         | 37   |                                    |      | Nubira, SW.....               | 110  | 2 CV.....              | 116  | <b>CITROËN LCV</b>          |      |
| 50 (86).....                      | 37   |                                    |      |                               |      | Ami.....               | 116  |                             |      |
| 5000.....                         | 38   | <b>BMW</b>                         |      |                               |      |                        |      | Berlingo I Van (M).....     | 155  |
| 80 I (80, 82, B1).....            | 38   |                                    |      |                               |      |                        |      | Berlingo II Van.....        | 157  |
| 80 II (81, 85, B2).....           | 39   | 3 III (E36).....                   | 99   |                               |      |                        |      | C15 (VD), Van.....          | 157  |
| 80 III (89, 89Q, 8A, B3).....     | 43   | 3 III Cabrio, Coupe (E36).....     | 99   |                               |      |                        |      |                             |      |
| 80 IV (8C, B4), Avant.....        | 49   |                                    |      |                               |      |                        |      |                             |      |





| MAKE - MODEL   | PAGE | MAKE - MODEL   | PAGE | MAKE - MODEL   | PAGE | MAKE - MODEL   | PAGE | MAKE - MODEL   | PAGE |                   |  |   |  |
|--|------|--|------|--|------|--|------|--|------|-------------------|--|---|--|
| <b>FORD LCV, TRUCK</b>   |      | <b>HONDA</b>   |      | Quintet (SU)..... 319<br>Vigor..... 319  |      | <b>KIA</b>   |      | Trevi (828DB)..... 347<br>Y (840A)..... 347<br>Y10 (156)..... 349<br>Ypsilon I (843)..... 349<br>Zeta (220)..... 350   |      |                   |  |   |  |
| Escort III Van (AVA)..... 293<br>Escort VI Van (AVL)..... 293<br>Fiesta I Van..... 293<br>Fiesta II Van..... 294<br>Fiesta III Van, Courier..... 294<br>Fiesta IV Van, Courier..... 295<br>Fiesta V Van..... 295<br>Tourneo Connect..... 295<br>Transit Connect..... 296<br>Transit VII (FA, FD, FM)..... 296<br>Transit VIII..... 297 |      | Accord I (SJ, SY, SM, SV, SZ)..... 302<br>Accord II (AC, AD)..... 302<br>Accord III (CA4, CA5), Aerodeck... 302<br>Accord IV (CB3, CB7)..... 303<br>Accord V (CC7)..... 304<br>Accord VI (CE, CF)..... 305<br>Accord VII (CG)..... 305<br>Accord VIII, Tourer (CL, CM)..... 305<br>Ballade..... 306<br>City..... 306<br>Civic I..... 306<br>Civic I Shuttle (AN, AR)..... 307<br>Civic II..... 307<br>Civic II Shuttle (EE)..... 308<br>Civic III (EC, ED, EE)..... 308<br>Civic IV (EG)..... 309<br>Civic IV Coupe (EJ)..... 310<br>Civic IV Coupe (MA, MB)..... 310<br>Civic V (EJ9, EK1/3/4)..... 311<br>Civic V Aerodeck (MC)..... 311<br>Civic V Fastback (MA, MB)..... 311<br>Civic VI..... 311<br>Civic VI Coupe (EM)..... 312<br>Civic VI Hatchback (EU, EP)..... 312<br>Civic VII H-Back (FD)..... 312<br>Civic VIII..... 312<br>Concerto (HW)..... 312<br>Cr-v I (RD1, 3)..... 313<br>Cr-v II (RD8)..... 313<br>Crx I (AF, AS)..... 314<br>Crx II (ED, EE)..... 314<br>Crx III (EH, EG)..... 314<br>Domani..... 315<br>FR-V (BE)..... 315<br>HR-V (GH)..... 315<br>Inspire..... 315<br>Integra I (DA1,2,4)..... 315<br>Integra II (DA5,6)..... 316<br>Jazz II (GA)..... 316<br>Jazz III (GD)/ Fit..... 316<br>Jazz IV (GE)/ Fit..... 316<br>Legend I (HS, KA)..... 317<br>Legend II (KA7)..... 317<br>Prelude I Coupe (SN)..... 317<br>Prelude II (AB)..... 317<br>Prelude III (BA)..... 318<br>Prelude IV (BB)..... 319 |      | <b>HYUNDAI</b>   |      | Accent I (X-3)/Pony III..... 319<br>Accent II (LC)/Verna..... 320<br>Accent III (MC)..... 320<br>Atos (MX)/ Amica..... 320<br>Atos Prime (MX)/ Amica..... 321<br>Coupe I (RD)/Tiburon..... 321<br>Coupe II (GK)..... 321<br>Elantra (XD)..... 321<br>Excel I (X1)..... 321<br>Getz (TB)..... 321<br>i10..... 322<br>Lantra I (J-1)..... 322<br>Lantra II (J-2), SW..... 323<br>Matrix (FC)..... 323<br>Pony I..... 323<br>Pony II (X-2)..... 323<br>S Coupe (SLC)..... 323<br>Santa Fe I (SM)..... 324<br>Santa Fe II (CM)..... 324<br>Sonata I (Y-2)..... 324<br>Sonata III (EF)..... 325<br>Sonata IV..... 325<br>Stellar..... 325<br>Tucson (JM)..... 325 |      | Carens I..... 328<br>Carens II..... 328<br>Carnival I (UP)..... 328<br>Carnival II/ Sedona (GQ)..... 329<br>Clarus (K9A), SW..... 329<br>Festiva..... 329<br>Picanto I (BC)..... 329<br>Pride (DA)..... 329<br>Rio I, SW (DC)..... 330<br>Rio II..... 330<br>Sephia, Timor (FA)..... 330<br>Shuma (FB)..... 331<br>Sorento I (JC)..... 331<br>Sorento II (XM)..... 331   |      | <b>LAND ROVER</b> |  | Discovery III (TAA)..... 351<br>Discovery IV (LA)..... 351<br>Freelander I (LN)..... 352<br>Freelander II (FA)..... 353<br>Range Rover III (LM)..... 353<br>Range Rover Sport I (LS)..... 353 |  |
| <b>FORD USA</b>  |      |  |      |  |      | <b>LADA</b>  |      | <b>LEXUS</b>   |      |                   |  |   |  |
| Probe I..... 297<br>Probe II (ECP)..... 298<br>Telstar..... 298  |      |  |      |  |      | 110..... 331<br>111..... 331<br>112..... 332<br>1200-1600..... 332<br>Kalina (1117, 1118, 1119)..... 332<br>Niva I (2121)..... 332<br>Oka (1111)..... 333<br>Sagona..... 333<br>Samara, Forma (2108, 2109)..... 334<br>Shiguli (2107)..... 335   |      | ES I (F1, F2)..... 354<br>GS I (JZS147)..... 354<br>LS I (UCF10)..... 354  |      |                   |  |   |  |
| <b>GEO</b>   |      |  |      |  |      |  |      | <b>MARUTI</b>  |      |                   |  |   |  |
| Metro..... 299<br>Prizm..... 299<br>Spectrum..... 299<br>Storm Coupe, Coda Spiovente..... 299  |      |  |      |  |      |  |      | Udyog..... 354   |      |                   |  |   |  |
| <b>GMB</b>   |      |  |      |  |      |  |      | <b>MAZDA</b>   |      |                   |  |   |  |
| Ipanema..... 300<br>Kadett..... 300<br>Monza..... 300<br>Vectra..... 300   |      |  |      |  |      |  |      | 121 I (DA)..... 354<br>121 II (DB)..... 355<br>121 III (JASM, JBSM)..... 355<br>2 I (DY)..... 355<br>3 I (BK)..... 355<br>323 II (BF)..... 356<br>323 III (BF, BW)..... 356<br>323 IV (BG)..... 357<br>323 V (BA)..... 358<br>323 VI (BJ)..... 358<br>6 I (GG, GY), SW..... 359<br>626 II (GC)..... 359<br>626 III (GD, GV), SW..... 360<br>626 IV (GE), Cronos..... 362<br>626 V (GF, GW), SW..... 363<br>Astina (BP)..... 363<br>MPV I (LV)..... 364<br>MX-3 (EC)..... 364 |      |                   |  |   |  |
| <b>HOLDEN</b>  |      |  |      |  |      | <b>LANCIA</b>  |      |  |      |                   |  |   |  |
| Astra..... 300<br>Barina..... 301<br>Camira..... 301<br>Gemini (TC, TD, TX)..... 301<br>Nova..... 301  |      |  |      |  |      | Beta (828B)..... 336<br>Beta Coupe (828BC)..... 336<br>Beta H.P.E. (828BF)..... 336<br>Beta Monte Carlo (137AS,BS)..... 337<br>Dedra (835)..... 337<br>Delta I (831AB0)..... 339<br>Delta II (836)..... 339<br>Delta III (844)..... 340<br>Kappa (838A,B), SW..... 341<br>Lybra (839AX,BX), SW..... 342<br>Musa I (184)..... 343<br>Musa II..... 344<br>Phedra (179)..... 344<br>Prisma (831AB0)..... 344<br>Thema (834)..... 345  |      |  |      |                   |  |   |  |
|  |      |  |      | <b>INNOCENTI</b>   |      |  |      |  |      |                   |  |   |  |
|  |      |  |      | Elba (146)..... 325<br>Koral..... 326<br>Mille..... 326<br>Mini II..... 326<br>Mini III..... 326 |      |  |      |  |      |                   |  |   |  |
|  |      |  |      | <b>ISUZU</b>   |      |  |      |  |      |                   |  |   |  |
|  |      |  |      | Gemini I (JT)..... 327<br>Mark I..... 327<br>Stylus..... 328                                     |      |  |      |  |      |                   |  |   |  |






| MAKE - MODEL                    | PAGE  | MAKE - MODEL                    | PAGE  | MAKE - MODEL                         | PAGE                      | MAKE - MODEL                      | PAGE                                   | MAKE - MODEL                       | PAGE                            |                       |                          |                               |     |
|---------------------------------|---|---------------------------------|---|--------------------------------------|---------------------------|-----------------------------------|--|------------------------------------|---------------------------------|-----------------------|--------------------------|-------------------------------|-----|
| 305 I (581A).....               | 474   | Sundance - Shelby Sundance..... | 519   | Megane I (DA) Coach.....             | 547                       | Master III.....                   | 584                                    | 128.....                           | 605                             |                       |                          |                               |     |
| 305 II (581M/E), Break.....     | 475   | <b>PONTIAC</b>                  | 6000..... 519<br>6000 - STE..... 519<br>Bonneville..... 520<br>Firefly I..... 520<br>Firefly II..... 520<br>Lemans..... 520<br>Optima L..... 520<br>Trans Sport I..... 520  | Megane I (EA0) Cabrio.....           | 548                       | Megane II Van.....                | 585                                    | Alhambra I (7V8, 7V9).....         | 605                             |                       |                          |                               |     |
| 306 (7B, N3).....               | 476   |                                 |   | Megane I (JA0) Scenic.....           | 549                       | Modus Van.....                    | 585                                    | Alhambra II (710).....             | 606                             |                       |                          |                               |     |
| 306 (7D, N3,5) Cabrio.....      | 479   |                                 |   | Megane I (KA) SW.....                | 551                       | Rapid/Express (F40, G40) Van..... | 586                                    | Altea (5P1) / Altea XL.....        | 606                             |                       |                          |                               |     |
| 306 (N5) Break.....             | 480   |                                 |   | Megane I (LA) Classic.....           | 553                       | Trafic I (P6).....                | 586                                    | Arosa (6H).....                    | 608                             |                       |                          |                               |     |
| 307 I (3A/C/E), SW.....         | 482   |                                 |   | Megane II (BM0, CM0), SW, Coupe..... | 555                       | Trafic I Bus.....                 | 587                                    | Cordoba I (6K2/C2/6K5), Vario..... | 609                             |                       |                          |                               |     |
| 307 II, SW.....                 | 484   |                                 |   | Megane III Coupe, Cabrio.....        | 557                       | Trafic I Van.....                 | 588                                    | Cordoba II (6K2/6K5), Vario.....   | 613                             |                       |                          |                               |     |
| 308 Coupe, Cabrio.....          | 485   |                                 |   | Megane III, SW.....                  | 557                       | Trafic II (PXX).....              | 588                                    | Cordoba III (6L2).....             | 614                             |                       |                          |                               |     |
| 308, SW.....                    | 486   |                                 |   | Modus (F/JPO).....                   | 558                       | Trafic II Bus (TXW).....          | 588                                    | Exeo, ST (3R).....                 | 614                             |                       |                          |                               |     |
| 309 I (10C, 10A).....           | 487   |                                 |   | R11 (B/C37).....                     | 559                       | Trafic II Van (TXX).....          | 589                                    | Fura (025A).....                   | 615                             |                       |                          |                               |     |
| 309 II (3A/C).....              | 488   |                                 |   | R12 (117).....                       | 560                       | Trafic III (EL, FL, JL).....      | 589                                    | Ibiza I (021A).....                | 615                             |                       |                          |                               |     |
| 405 I (15B).....                | 488   | R18 (134).....                  | 560   | <b>ROVER</b>                         | 100 (METRO) (Xp).....     | 590                               | Ibiza II (6K1).....                    | 616                                |                                 |                       |                          |                               |     |
| 405 I (15E) Break.....          | 492   | R18 (135) Break.....            | 561   |                                      | 1000-Series Mk II.....    | 590                               | Ibiza III (6K1).....                   | 620                                |                                 |                       |                          |                               |     |
| 405 II (4B).....                | 495   | R19 I (B/C53).....              | 562   |                                      | 200 I (XH).....           | 591                               | Ibiza IV (6L1).....                    | 621                                |                                 |                       |                          |                               |     |
| 405 II (4E) Break.....          | 497   | R19 I (D53) Cabrio.....         | 562   |                                      | 200 II (XW), Coupe.....   | 591                               | Ibiza V (6J5,1,8), Sportcoupe, ST SW . | 623                                |                                 |                       |                          |                               |     |
| 406 (8B/E/F), Break, Coupe..... | 498   | R19 I (L53) Chamade.....        | 562   |                                      | 200 III (RF).....         | 592                               | Leon I (1M1).....                      | 624                                |                                 |                       |                          |                               |     |
| 407 I, SW (6D/E/C).....         | 501   | R19 II (B/C53).....             | 563   |                                      | 25 (RF).....              | 593                               | Leon II (1P1).....                     | 625                                |                                 |                       |                          |                               |     |
| 407 II, SW.....                 | 502   | R19 II (D53) Cabrio.....        | 563   |                                      | 400 I (XW).....           | 594                               | Malaga (023A).....                     | 627                                |                                 |                       |                          |                               |     |
| 5008.....                       | 503   | R19 II (L53) Chamade.....       | 564   |                                      | 400 II (RT).....          | 595                               | Marbella (28).....                     | 628                                |                                 |                       |                          |                               |     |
| 508, SW.....                    | 504   | R20 (127).....                  | 564   |                                      | 45 (RT).....              | 595                               | Panda (141A).....                      | 628                                |                                 |                       |                          |                               |     |
| 605 (6B).....                   | 504   | R21 (B48).....                  | 565   |                                      | 600 (RH).....             | 596                               | Panda Trans.....                       | 628                                |                                 |                       |                          |                               |     |
| 607 (9D).....                   | 505   | R21 (K48) Nevada.....           | 566   | 75 (RJ), SW.....                     | 596                       | Ronda (022A).....                 | 628                                    |                                    |                                 |                       |                          |                               |     |
| 806 (221).....                  | 505   | R21 (L48).....                  | 568   | 800.....                             | 597                       | Terra (24).....                   | 629                                    |                                    |                                 |                       |                          |                               |     |
| 807 (E).....                    | 507   | R25 (B29).....                  | 570   | Allegro (ADO 67).....                | 597                       | Toledo I (1L).....                | 629                                    |                                    |                                 |                       |                          |                               |     |
| Rcz.....                        | 507   | R30 (127).....                  | 571   | Maestro I (XC).....                  | 598                       | Toledo II (1M2).....              | 632                                    |                                    |                                 |                       |                          |                               |     |
| <b>PEUGEOT LCV</b>              | 205 Van..... 507<br>207 Van..... 507<br>Bipper (AA)..... 508<br>Boxer I (230)..... 508<br>Boxer II (244)..... 512<br>Boxer III..... 513<br>Expert I (222,223,224)..... 514<br>Expert II Tepee (VF3V)..... 515<br>J5 (280/290)..... 515<br>Partner/Ranch I (5F)..... 516<br>Partner/Ranch II, Tepee..... 518 | <b>RENAULT</b>                  | Clio I (B/C57, 5/357)..... 521<br>Clio II (B/C/B0/1)..... 523<br>Clio III (BR/CR0/1)..... 526<br>Clio III, Grandtour (KR0/1)..... 528<br>Espace I (J11)..... 528<br>Espace II (J/S63)..... 529<br>Espace III (JE)..... 529<br>Espace IV (JK0)..... 529<br>Fluence..... 530<br>Fuego (136)..... 530<br>Grand Modus..... 530<br>Grand Scenic I (JM)..... 531<br>Grand Scenic II (JZ)..... 532<br>Kangoo I (KC0)..... 532<br>Kangoo II (KW0/1)..... 535<br>Koleos..... 535<br>Laguna I (B56, 556)..... 535<br>Laguna I (K56) SW..... 538<br>Laguna II (B74)..... 541<br>Laguna II (K74) SW..... 542<br>Laguna III, SW, Coupe..... 544<br>Logan, SW (LS, KS)..... 544<br>Megane I (BA)..... 544 | R4 (112).....                        | 571                       | 400 I (XW).....                   | 594                                    | MG ZR, Express.....                | 598                             | Toledo III (5P2)..... | 633                      |                               |     |
|                                 |   |                                 |   | R5.....                              | 572                       | 400 II (RT).....                  | 595                                    | Mini Mk I.....                     | 598                             | <b>SEAT LCV</b>       | Inca (6K9).....          | 634                           |     |
|                                 |   |                                 |   | R6.....                              | 572                       | 45 (RT).....                      | 595                                    | Montego (XE), SW.....              | 599                             |                       | Marbella (028A) Van..... | 635                           |     |
|                                 |   |                                 |   | R9 (L42).....                        | 572                       | Rodeo 5.....                      | 573                                    | <b>SAAB</b>                        | 90.....                         | 599                   | <b>SKODA</b>             | Fabia I (6Y2, 3, 5), SW.....  | 635 |
|                                 |   |                                 |   | Rodeo 6.....                         | 573                       | Rodeo 6.....                      | 573                                    |                                    | 900 I, SW Coupe.....            | 599                   |                          | Fabia II (5J2), SW.....       | 637 |
|                                 |   |                                 |   | Safrane I (B54).....                 | 573                       | Safrane I (B54).....              | 574                                    |                                    | 900 II, Coupe, Cabrio.....      | 600                   |                          | Favorit (781).....            | 639 |
|                                 |   |                                 |   | Safrane II (B54).....                | 574                       | Scenic I (JA).....                | 574                                    |                                    | 9000.....                       | 601                   |                          | Favorit Forman (785).....     | 640 |
|                                 |   |                                 |   | Scenic I (JA).....                   | 574                       | Scenic II (JM).....               | 576                                    |                                    | 9-3 I (YS3D), Cabrio.....       | 602                   |                          | Favorit Pick-Up (787).....    | 640 |
|                                 |   |                                 |   | Scenic II (JM).....                  | 576                       | Scenic III (JZ).....              | 577                                    |                                    | 9-3 II (YS3F), SW, Cabrio.....  | 602                   |                          | Felicia I (6U1, 6U5), SW..... | 640 |
|                                 |   |                                 |   | Scenic III (JZ).....                 | 577                       | Super 5 (B/C40).....              | 577                                    |                                    | 9-5 I (YS3E), SW.....           | 603                   |                          | Felicia I (797) Pick-Up.....  | 641 |
| Super 5 (B/C40).....            | 577   | Thalia.....                     | 578   | 99.....                              | 604                       | Felicia II (6U1, 6U5), SW.....    | 641                                    |                                    |                                 |                       |                          |                               |     |
| Thalia.....                     | 578   | Twingo I (C06).....             | 578   | <b>SEAT</b>                          | 127 (127A).....           | 604                               | Octavia II (1U2, 1U5), SW.....         |                                    | 642                             |                       |                          |                               |     |
| Twingo I (C06).....             | 578   | Twingo II (CN0).....            | 579   |                                      | <b>RENAULT LCV, TRUCK</b> | Clio Van II (SB0).....            | 579                                    |                                    | Octavia III (1Z3, 1Z5), SW..... | 644                   |                          |                               |     |
| Twingo II (CN0).....            | 579   | <b>RENAULT LCV, TRUCK</b>       | Clio Van III.....   | 580                                  |                           | Kangoo I (FC0) Van.....           | 580                                    | Roomster (5J7).....                | 646                             |                       |                          |                               |     |
| <b>PLYMOUTH</b>                 | Acclaim..... 518<br>Caravelle..... 518<br>Champ..... 519<br>Laser..... 519<br>Reliant K..... 519  |                                 | <b>RENAULT LCV, TRUCK</b>   | Clio Van II (SB0).....               | 579                       | Master I.....                     | 583                                    | Superb I (3U4).....                | 647                             |                       |                          |                               |     |
|                                 |   | Clio Van III.....               |   |                                      |                           |                                   |  |                                    |                                 | 580                   | Master II.....           | 583                           |     |















| MAKE - MODEL                    | PAGE | MAKE - MODEL                      | PAGE | MAKE - MODEL                      | PAGE | MAKE - MODEL                           | PAGE | MAKE - MODEL                 | PAGE |
|---------------------------------|------|-----------------------------------|------|-----------------------------------|------|--|------|------------------------------|------|
| Superb II (3T4, 3T5), SW.....   | 648  | Esteem .....                      | 657  | Sprinter II (E8).....             | 672  | Passat III (3A2, 3A5, 35I), Variant .. | 733  | <b>VOLVO</b>                 |      |
| Yeti (5L) .....                 | 649  | Grand Vitara I (FT, GT) .....     | 658  | Starlet III (P7).....             | 672  | Passat IV (3B2, 3B5), Variant.....     | 738  |                              |      |
| <b>SKODA LCV</b>                |      | Ignis I (FH).....                 | 658  | Starlet IV (P8).....              | 673  | Passat V (3B3, 3B6), Variant.....      | 740  | 340-360 (343, 345, 344)..... | 789  |
| Fabia Praktik.....              | 649  | Ignis II (MH).....                | 658  | Tercel I (L1, L2).....            | 673  | Passat VI (3C2, 3C5), Variant .....    | 742  | 440 K (445).....             | 789  |
| Roomster Van, Praktik (5J)..... | 650  | Jimny (FJ).....                   | 658  | Yaris I (CP10)/ Vitz.....         | 673  | Passat VII Coupe CC (357) .....        | 743  | 460 L (464) .....            | 790  |
| <b>SMART</b>                    |      | Mighty Boy.....                   | 658  | Yaris I (NC/LP2) Verso.....       | 674  | Passat VII, Variant (362, 365).....    | 744  | 480 E .....                  | 791  |
| Cabrio (450).....               | 650  | Plusa .....                       | 659  | Yaris II (C/SP9) .....            | 674  | Phaeton (3D2) .....                    | 745  | 850 (LS, LW), SW .....       | 791  |
| City-Coupe (450) .....          | 650  | Samurai (SJ) .....                | 659  | <b>TOYOTA LCV</b>                 |      | Polo I (86) .....                      | 745  | C30 .....                    | 793  |
| Forfour (454).....              | 651  | Splash .....                      | 659  | Hilux I (N) .....                 | 675  | Polo II (86C, 80), Classic, Coupe ...  | 746  | C70 I Coupe, Cabrio.....     | 794  |
| Fortwo I (450) .....            | 651  | Swift I (AA) .....                | 659  | Hilux I (N) Pick-Up.....          | 675  | Polo III (6N1).....                    | 747  | C70 II Coupe, Cabrio.....    | 795  |
| Roadster, Coupe (452) .....     | 651  | Swift II (AH, AJ, EA, MA).....    | 659  | <b>VOLKSWAGEN</b>                 |      | Polo III-IV (6KV2) Classic .....       | 749  | S40 I / V40 (VW, VS).....    | 796  |
| <b>SUBARU</b>                   |      | Swift III (SG) .....              | 660  | 1500,1600 (31, 36), Variant ..... | 675  | Polo IV (6KV5) Variant.....            | 750  | S40 II / V50 (MW, MS) .....  | 797  |
| Alcyone .....                   | 652  | Vitara (ET, TA) .....             | 660  | 411,412, Variant.....             | 675  | Polo IV (6N2) .....                    | 752  | S60 I .....                  | 798  |
| Brat .....                      | 652  | Wagon R+ I (EM).....              | 661  | Bora (1J2, 1J6), Variant .....    | 676  | Polo V (9N) .....                      | 754  | S60 II .....                 | 799  |
| Brumby .....                    | 652  | Wagon R+ II (MM).....             | 661  | Corrado (53I).....                | 678  | Polo VI (6R) .....                     | 756  | S70 .....                    | 800  |
| Forester I (SF) .....           | 652  | <b>TOYOTA</b>                     |      | Dasher .....                      | 679  | Quantum I .....                        | 757  | S80 I (TS, XY) .....         | 802  |
| Impreza I (GC, GF), SW .....    | 652  | Auris I (ZZE15).....              | 661  | Derby I (86) .....                | 679  | Rabbit .....                           | 757  | S80 II .....                 | 803  |
| Justy I (KAD)/ Trendy .....     | 653  | Avensis I (T22), SW .....         | 661  | Derby II (86C, 80).....           | 680  | Rabbit Convertible .....               | 757  | V60 .....                    | 804  |
| Justy III (G3X).....            | 653  | Avensis II (T25), SW .....        | 662  | Eos .....                         | 680  | Santana II (32B).....                  | 758  | V70 I SW (P80) .....         | 804  |
| Legacy I (BC, BJF), SW .....    | 653  | Avensis Verso (M20).....          | 662  | Fox .....                         | 681  | Scirocco I (53).....                   | 758  | V70 II SW .....              | 807  |
| Legacy II (BD, BG), SW .....    | 654  | Aygo (KGB,WNB).....               | 662  | Fox (5Z1).....                    | 681  | Scirocco II (53B) .....                | 760  | V70 III SW (P80) .....       | 807  |
| Legacy III (BE, BH), SW .....   | 654  | Camry (V1)/ Vista/ Scepter.....   | 662  | Gol / Parati / Saveiro.....       | 682  | Scirocco III (137).....                | 762  | XC70 I Cross Country .....   | 808  |
| Leone I (AB), SW .....          | 654  | Camry (V2), SW .....              | 663  | Golf I (17, 155) .....            | 682  | Sharan I (7M8, 7M9).....               | 763  | XC90 .....                   | 808  |
| Leone II, SW .....              | 654  | Camry (V20) .....                 | 663  | Golf II (19E, 1G1).....           | 687  | Sharan II (7N) .....                   | 764  | <b>ZASTAVA</b>               |      |
| Liberty .....                   | 655  | Carina II (T15) .....             | 663  | Golf III (1H1).....               | 692  | Tiguan I (5N1).....                    | 764  | 101 (1100).....              | 808  |
| Loyale .....                    | 655  | Carina II (T17), SW .....         | 663  | Golf III (1H5) Variant .....      | 700  | Tiguan II (5N2).....                   | 765  | Yugo 45/55/65 .....          | 809  |
| Rex III .....                   | 655  | Carina III E (T19), SW .....      | 664  | Golf IV (1J1, 5), Variant.....    | 705  | Touareg I (7LA).....                   | 765  | Yugo Florida.....            | 809  |
| SVX (CX) .....                  | 655  | Carina III E (T19), SW .....      | 664  | Golf V (1K1), Variant.....        | 710  | Touran (1T1, 1T2).....                 | 766  | <b>ZAZ</b>                   |      |
| Vortex (XT) .....               | 656  | Celica II (TA60, RA40, RA6) ..... | 665  | Golf V Plus (1KP).....            | 713  | Vento (1H2) .....                      | 768  | Tavrija.....                 | 809  |
| <b>SUZUKI</b>                   |      | Celica III (T16) .....            | 665  | Golf VI (5K1), Variant.....       | 715  | Voyage.....                            | 771  | <b>VOLKSWAGEN LCV</b>        |      |
| Alto I (SS80) .....             | 656  | Celica IV (T18) .....             | 666  | Golf VII .....                    | 718  | Caddy I (14).....                      | 772  | Caddy II (9K9).....          | 773  |
| Alto II (EC) .....              | 656  | Corolla III (E8) .....            | 666  | Illtis (183) .....                | 718  | Caddy II (9U7) Pick-Up.....            | 774  | Caddy III (2KA, KB) .....    | 775  |
| Alto III (EF).....              | 656  | Corolla IV (E9), SW, .....        | 667  | Jetta I (17).....                 | 719  | Crafter (2E) .....                     | 776  | Fox Van II .....             | 777  |
| Baleno (EG), SW .....           | 656  | Corolla V (E10), SW, .....        | 668  | Jetta II (19E, 1G2).....          | 720  | Multivan V (7HM).....                  | 777  | Polo Van II (6NF).....       | 778  |
| Cervo - Fronte.....             | 657  | Corolla VI (E11), SW .....        | 669  | Jetta III (1KM).....              | 724  | Transporter II .....                   | 778  | Transporter III .....        | 778  |
| Cultus - Forsa I .....          | 657  | Corolla VII (E12) Verso .....     | 669  | Jetta IV (162) .....              | 725  | Transporter III .....                  | 778  | Transporter IV .....         | 780  |
| Cultus - Forsa II .....         | 657  | Corolla VII (E12), SW .....       | 669  | Kaefer .....                      | 726  | Transporter IV .....                   | 780  | Transporter V .....          | 788  |
| <b>SUZUKI</b>                   |      | Corona II.....                    | 670  | Lupo (6X1, 6E1).....              | 726  | <b>VOLKSWAGEN LCV</b>                  |      |                              |      |
| Alto I (SS80) .....             | 656  | Land Cruiser II (J6).....         | 670  | Maggiolino (5C1).....             | 727  |  |      |                              |      |
| Alto II (EC) .....              | 656  | Land Cruiser III (J7).....        | 671  | New Beetle (9C1, 1C1).....        | 728  | Caddy I (14).....                      | 772  | Caddy II (9K9).....          | 773  |
| Alto III (EF).....              | 656  | Land Cruiser IV 80 (J8).....      | 671  | Passat I (32, 33), Variant .....  | 729  | Caddy II (9U7) Pick-Up.....            | 774  | Caddy III (2KA, KB) .....    | 775  |
| Baleno (EG), SW .....           | 656  | Levin I.....                      | 671  | Passat II (32B), Variant.....     | 730  | Crafter (2E) .....                     | 776  | Fox Van II .....             | 777  |
| Cervo - Fronte.....             | 657  | MR 2 I (W1) .....                 | 671  | <b>VOLKSWAGEN LCV</b>             |      |  |      |                              |      |
| Cultus - Forsa I .....          | 657  | Picnic I (XM10).....              | 671  |                                   |      |  |      |                              |      |
| Cultus - Forsa II .....         | 657  | Previa I (TCR1, 2) .....          | 672  | Caddy I (14).....                 | 772  | Caddy II (9K9).....                    | 773  | Caddy II (9U7) Pick-Up.....  | 774  |
| <b>SUZUKI</b>                   |      | Rav 4 I (XA1).....                | 672  | Caddy III (2KA, KB) .....         | 775  | Crafter (2E) .....                     | 776  | Fox Van II .....             | 777  |
| <b>SUZUKI</b>                   |      | Rav 4 II (XA2).....               | 672  | Multivan V (7HM).....             | 777  | Polo Van II (6NF).....                 | 778  | Transporter II .....         | 778  |
| <b>SUZUKI</b>                   |      | <b>TOYOTA</b>                     |      | Transporter III .....             | 778  | Transporter IV .....                   | 780  | Transporter V .....          | 788  |
| <b>SUZUKI</b>                   |      |                                   |      | <b>TOYOTA</b>                     |      | <b>VOLKSWAGEN LCV</b>                  |      |                              |      |
























## AIXAM




























| Berline, Mini van , Pick Up '96- |  | L/R |  |  | NOTE | METELLI ref. | ABS | A  | B  | C  | D    | E  | F | H | I | L | M  | Fig |
|----------------------------------|---|-----|---|---|------|--------------|-----|----|----|----|------|----|---|---|---|---|----|-----|
| 0.5D (10 kW) Eng. Z482           |  | 97- |   | •   |      | 15-1237      |     | 18 | 18 | 42 | 65,1 | 48 |   |   |   |   | 11 | 3   |
|                                  |  | 97- |   | •   |      | 16-1021      |     | 18 | 18 |    | 62   |    |   |   |   |   |    |     |


































## ALFA ROMEO

| 145, 146 (930) '94-'01  |    | L/R   |  |  | NOTE                          | METELLI ref.                  | ABS     | A  | B  | C  | D   | E   | F   | H  | I  | L | M   | Fig |     |
|---|---|---|---|---|-------------------------------|-------------------------------|---------|----|----|----|-----|-----|-----|----|----|---|-----|-----|-----|
| 1.4 i.e. (66 kW) Eng. AR33501   |    | 10/94-11/96   |   | •   | +ABS                          | 13-0020                       |         |    |    | 25 | 86  | 96  |     |    |    |   |     |     |     |
|   |   | 10/94-11/96   |   | •   | -ABS, Vett -0059570           | 13-0092                       |         |    |    | 25 | 86  | 96  |     |    |    |   |     |     |     |
|   |   | 10/94-11/96   |   | •   | -ABS, Vett 0059571-           | 13-0149                       |         |    |    | 25 | 86  | 96  |     |    |    |   |     |     |     |
|   |    | 10/94-11/96   |   | •   | +ABS                          | 15-1110                       | 44      | 25 | 25 | 52 | 90  | 47  |     |    |    |   |     | 4   | 2   |
|   |   | 10/94-11/96   |   | •   | -ABS, Vett -0059570           | 15-1109                       |         | 25 | 25 | 52 | 90  | 47  |     |    |    |   |     | 4   | 2   |
|   |   | 10/94-11/96   |   | •   | -ABS, Vett 0059571-           | 15-1211                       |         | 25 | 25 | 52 | 90  | 47  |     |    |    |   |     | 4   | 3   |
|   |    | 94-12/96  | L/R   |   | +ABS                          | 17-0192                       | 44      | 25 | 24 |    | 90  | 94  |     | 85 |    |   | 645 | s10 |     |
|   | 1.4 i.e. 16v T.S. (76 kW) Eng. AR33503/ AR38501                                     |    | 12/96-01/99   |   | •                             | +/-ABS, G.Box:C510            | 13-0149 |    |    |    | 25  | 86  | 96  |    |    |   |     |     |     |
|   |   |   | 12/96-10/98   |   | •                             | Ch 3180592-, G.Box:C513       | 13-0217 |    |    |    | 20  | 75  | 105 |    |    |   |     |     |     |
| 12/96-10/98   |   |   |   | •   | +ABS, Ch -3180591, G.Box:C513 | 13-0167                       |         |    |    | 20 | 75  | 105 |     |    |    |   |     |     |     |
|    |   | 12/96-01  |   | •   |                               | 14-0019                       |         |    |    | 25 | 62  | 81  |     |    |    |   |     |     |     |
|    |   | 11/98-1/99  |   | •   | G.Box:C510                    | 15-1258                       |         | 25 | 25 | 51 | 90  | 47  |     |    |    |   |     | 4   | 3   |
|   |   | 12/96-10/98   |   | •   | Ch 3180592-, G.Box:C513       | 15-1306                       |         | 25 | 22 | 51 | 83  | 47  |     |    |    |   |     | 4   | 3   |
|   |   | 12/96-10/98   |   | •   | +ABS, G.Box:C510              | 15-1212                       | 44      | 25 | 25 | 52 | 90  | 47  |     |    |    |   |     | 4   | 3   |
|   |   | 12/96-10/98   |   | •   | +ABS, Ch -3180591, G.Box:C513 | 15-1210                       | 44      | 25 | 22 | 52 | 87  | 47  |     |    |    |   |     | 4   | 3   |
|   |   | 12/96-10/98   |   | •   | -ABS, G.Box:C510              | 15-1211                       |         | 25 | 25 | 52 | 90  | 47  |     |    |    |   |     | 4   | 3   |
|  |   | 12/96-01  |   | •   |                               | 16-1020                       |         |    | 25 |    | 100 |     |     |    |    |   |     |     |     |
|  |   | 1/97-10/98  | L/R   |   |                               | +ABS, Ch -3161888, G.Box:C510 | 17-0194 | 44 | 25 | 25 |     | 90  | 100 |    | 85 |   |     | 475 | s10 |
|   |   | 11/98-  | L   |   |                               |                               | 17-0422 |    | 25 | 25 |     | 83  | 100 |    | 85 |   |     | 608 | s1  |
|   |   | 11/98-  | R   |   |                               |                               | 17-0423 |    | 25 | 25 |     | 83  | 100 |    | 85 |   |     | 945 | s1  |
| 1.6 i.e. (76 kW) Eng. AR33201   |   |  | 10/94-11/96   |   | •                             | +ABS                          | 13-0020 |    |    |    | 25  | 86  | 96  |    |    |   |     |     |     |
|   |   |   | 10/94-11/96   |   | •                             | -ABS, Vett -0059570           | 13-0092 |    |    |    | 25  | 86  | 96  |    |    |   |     |     |     |
|   | 10/94-11/96   |   |   | •   | -ABS, Vett 0059571-           | 13-0149                       |         |    |    | 25 | 86  | 96  |     |    |    |   |     |     |     |
|   |  | 10/94-11/96   |   | •   | +ABS                          | 15-1110                       | 44      | 25 | 25 | 52 | 90  | 47  |     |    |    |   |     | 4   | 2   |
|   |   | 10/94-11/96   |   | •   | -ABS, Vett -0059570           | 15-1109                       |         | 25 | 25 | 52 | 90  | 47  |     |    |    |   |     | 4   | 2   |
|   |   | 10/94-11/96   |   | •   | -ABS, Vett 0059571-           | 15-1211                       |         | 25 | 25 | 52 | 90  | 47  |     |    |    |   |     | 4   | 3   |
|   |  | 94-12/96  | L/R   |   | +ABS                          | 17-0192                       | 44      | 25 | 24 |    | 90  | 94  |     | 85 |    |   | 645 | s10 |     |



































| 145, 146 (930) '94-'01                               |    | L/R         |  |  | NOTE                | METELLI ref. | ABS     | A  | B  | C  | D   | E   | F   | H  | I  | L   | M   | Fig |
|--|---|-------------|---|---|---------------------|--------------|---------|----|----|----|-----|-----|-----|----|----|-----|-----|-----|
| 1.6 i.e. 16v T.S. (88 kW) Eng. AR38201/ AR67601      |    | 12/96-01/01 |   | ●   | +/-ABS              | 13-0149      |         |    |    | 25 | 86  | 96  |     |    |    |     |     |     |
|  |    | 12/96-01    |   |   | ●                   | 14-0019      |         |    |    | 25 | 62  | 81  |     |    |    |     |     |     |
|  |   | 11/98-01    |   | ●   |                     | 15-1258      |         | 25 | 25 | 51 | 90  | 47  |     |    |    |     | 4   | 3   |
|  |    | 12/96-10/98 |   | ●   | +ABS                | 15-1212      | 44      | 25 | 25 | 52 | 90  | 47  |     |    |    |     | 4   | 3   |
|  |   | 12/96-10/98 |   | ●   | -ABS                | 15-1211      |         | 25 | 25 | 52 | 90  | 47  |     |    |    |     | 4   | 3   |
|  |    | 12/96-01    |   |   | ●                   | 16-1020      |         |    | 25 |    | 100 |     |     |    |    |     |     |     |
|  |    | 1/97-10/98  | L/R   |   |                     | +ABS         | 17-0194 | 44 | 25 | 25 |     | 90  | 100 |    | 85 |     | 475 | s10 |
|  |   | 11/98-      | L/R   |   |                     |              | 17-0327 |    | 25 | 25 |     | 90  | 100 |    | 85 |     | 488 | s10 |
| 1.7 i.e. 16v (95 kW) Eng. AR33401                    |   | 10/94-      |   | ●   | -ABS, Vett -0059570 | 13-0092      |         |    |    | 25 | 86  | 96  |     |    |    |     |     |     |
|  |    | 10/94-96    |   | ●   | +ABS                | 13-0020      |         |    |    | 25 | 86  | 96  |     |    |    |     |     |     |
|  |   | -96         |   | ●   | -ABS, Vett 0059571- | 13-0149      |         |    |    | 25 | 86  | 96  |     |    |    |     |     |     |
|  |   | 10/94-      |   | ●   | -ABS, Vett -0059570 | 15-1109      |         | 25 | 25 | 52 | 90  | 47  |     |    |    |     | 4   | 2   |
|  |    | 10/94-96    |   | ●   | +ABS                | 15-1110      | 44      | 25 | 25 | 52 | 90  | 47  |     |    |    |     | 4   | 2   |
|  |   | -96         |   | ●   | -ABS, Vett 0059571- | 15-1211      |         | 25 | 25 | 52 | 90  | 47  |     |    |    |     | 4   | 3   |
|  |    | 94-12/96    | L/R   |   |                     | +ABS         | 17-0192 | 44 | 25 | 24 |     | 90  | 94  |    | 85 |     | 645 | s10 |
| 1.8 T.S. 16v (103 kW) Eng. AR32205/ AR38401/ AR67106 |    | 12/96-01/01 |   | ●   | +/-ABS              | 13-0149      |         |    |    | 25 | 86  | 96  |     |    |    |     |     |     |
|  |    | 12/96-01    |   |   | ●                   | 14-0019      |         |    |    | 25 | 62  | 81  |     |    |    |     |     |     |
|  |   | 11/98-01    |   | ●   |                     | 15-1258      |         | 25 | 25 | 51 | 90  | 47  |     |    |    |     | 4   | 3   |
|  |    | 12/96-10/98 |   | ●   | +ABS                | 15-1212      | 44      | 25 | 25 | 52 | 90  | 47  |     |    |    |     | 4   | 3   |
|  |   | 12/96-10/98 |   | ●   | -ABS                | 15-1211      |         | 25 | 25 | 52 | 90  | 47  |     |    |    |     | 4   | 3   |
|  |   | 12/96-01    |   |   | ●                   | 16-1020      |         |    | 25 |    | 100 |     |     |    |    |     |     |     |
|  |  | 1/97-10/98  | L/R   |   |                     | +ABS         | 17-0194 | 44 | 25 | 25 |     | 90  | 100 |    | 85 |     | 475 | s10 |
|  |   | 11/98-      | L/R   |   |                     |              | 17-0327 |    | 25 | 25 |     | 90  | 100 |    | 85 |     | 488 | s10 |
| 1.8 T.S. 16v (106 kW) Eng. AR32201                   |  | 3/98-01/01  |   | ●   | +/-ABS              | 13-0149      |         |    |    | 25 | 86  | 96  |     |    |    |     |     |     |
|  |   | 11/98-01    |   | ●   |                     | 15-1258      |         | 25 | 25 | 51 | 90  | 47  |     |    |    |     | 4   | 3   |
|  |  | 3/98-10/98  |   | ●   | +ABS                | 15-1212      | 44      | 25 | 25 | 52 | 90  | 47  |     |    |    |     | 4   | 3   |
|  |   | 3/98-10/98  |   | ●   | -ABS                | 15-1211      |         | 25 | 25 | 52 | 90  | 47  |     |    |    |     | 4   | 3   |
| 1.9 JTD (77 kW) Eng. AR32302                         |  | 99-01       |   | ●   |                     | 13-0133      |         |    |    | 24 | 92  | 84  |     |    |    |     |     |     |
|  |  | 99-01       |   | ●   |                     | 15-1244      |         | 25 | 28 | 59 | 98  | 47  |     |    |    |     | 4   | 3   |
|  |   | 99-01       | L   |   |                     | 17-0505      |         | 25 |    |    | 98  | 108 |     | 84 |    | 508 | s10 |     |
|  |  | 99-01       | R   |   |                     | 17-0506      |         | 25 | 28 |    | 98  | 108 |     | 84 |    | 512 | s10 |     |

# ALFA ROMEO


































| <b>145, 146 (930) '94-'01</b>                        |    | L/R         |  |  | NOTE   | METELLI ref.   | ABS            | A  | B  | C    | D    | E   | F   | H  | I    | L   | M   | Fig |   |  |
|--|---|-------------|---|--|--------|----------------|----------------|----|----|------|------|-----|-----|----|------|-----|-----|-----|---|--|
| 1.9 TD (66 kW) Eng. AR33601/ AR67501                 |    | 94-01/99    |   | ●  | +/-ABS | <b>13-0149</b> |                |    |    | 25   | 86   | 96  |     |    |      |     |     |     |   |  |
|  |    | 11/94-1/99  |   | ●  |        | <b>14-0019</b> |                |    |    | 25   | 62   | 81  |     |    |      |     |     |     |   |  |
|  |    | 11/98-1/99  |   | ●  |        |                | <b>15-1258</b> |    | 25 | 25   | 51   | 90  | 47  |    |      |     |     | 4   | 3 |  |
|  |   | 94-10/98    |   | ●  |        | +ABS           | <b>15-1212</b> | 44 | 25 | 25   | 52   | 90  | 47  |    |      |     |     | 4   | 3 |  |
|  |   | 94-10/98    |   | ●  |        | -ABS           | <b>15-1211</b> |    | 25 | 25   | 52   | 90  | 47  |    |      |     |     | 4   | 3 |  |
|  |    | 11/94-1/99  |   | ●  |        |                | <b>16-1020</b> |    |    | 25   |      | 100 |     |    |      |     |     |     |   |  |
|  |    | 1/97-10/98  | L/R   |  |        | +ABS           | <b>17-0194</b> | 44 | 25 | 25   |      | 90  | 100 |    | 85   |     | 475 | s10 |   |  |
|  |   | 11/98-      | L/R   |  |        |                | <b>17-0327</b> |    | 25 | 25   |      | 90  | 100 |    | 85   |     | 488 | s10 |   |  |
| 2.0 16v T.S. (110 kW) Eng. AR16201/ AR32310/ AR67204 |    | 12/96-01/01 |   | ●  | +/-ABS | <b>13-0149</b> |                |    |    | 25   | 86   | 96  |     |    |      |     |     |     |   |  |
|  |    | 12/96-01    |   | ●  |        | <b>14-0019</b> |                |    |    | 25   | 62   | 81  |     |    |      |     |     |     |   |  |
|  |    | 11/98-01    |   | ●  |        |                | <b>15-1258</b> |    | 25 | 25   | 51   | 90  | 47  |    |      |     |     | 4   | 3 |  |
|  |   | 12/96-10/98 |   | ●  |        | +ABS           | <b>15-1212</b> | 44 | 25 | 25   | 52   | 90  | 47  |    |      |     |     | 4   | 3 |  |
|  |   | 12/96-10/98 |   | ●  |        | -ABS           | <b>15-1211</b> |    | 25 | 25   | 52   | 90  | 47  |    |      |     |     | 4   | 3 |  |
|  |    | 12/96-01    |   | ●  |        | <b>16-1020</b> |                |    | 25 |      | 100  |     |     |    |      |     |     |     |   |  |
|  |    | 1/97-10/98  | L/R   |  |        | +ABS           | <b>17-0194</b> | 44 | 25 | 25   |      | 90  | 100 |    | 85   |     | 475 | s10 |   |  |
|  |   | 11/98-      | L/R   |  |        |                | <b>17-0327</b> |    | 25 | 25   |      | 90  | 100 |    | 85   |     | 488 | s10 |   |  |
| 2.0 16v T.S. (114 kW) Eng. AR32301                   |    | 3/98-01/01  |   | ●  | +ABS   | <b>13-0149</b> |                |    |    | 25   | 86   | 96  |     |    |      |     |     |     |   |  |
|  |    | 11/98-01    |   | ●  |        | <b>15-1258</b> |                | 25 | 25 | 51   | 90   | 47  |     |    |      |     | 4   | 3   |   |  |
|  |   | 3/98-10/98  |   | ●  |        | +ABS           | <b>15-1212</b> | 44 | 25 | 25   | 52   | 90  | 47  |    |      |     |     | 4   | 3 |  |
| <b>147 (937) '01-</b>                                |    | L/R         |  |  | NOTE   | METELLI ref.   | ABS            | A  | B  | C    | D    | E   | F   | H  | I    | L   | M   | Fig |   |  |
| 1.6 16v T.S. (88 kW) Eng. AR32104                    |  | 01-         |   | ●  |        | <b>13-0149</b> |                |    |    | 25   | 86   | 96  |     |    |      |     |     |     |   |  |
|  |  | 01-         |   | ●  |        | <b>15-1258</b> |                | 25 | 25 | 51   | 90   | 47  |     |    |      |     | 4   | 3   |   |  |
|  |  | 01-         | L   |  |        | M/T            | <b>17-0647</b> |    | 25 |      |      | 90  | 100 |    | 85   |     | 497 | s10 |   |  |
|  |   | 01-         | R   |  |        | M/T            | <b>17-0648</b> |    | 25 |      |      | 90  | 100 |    | 85   |     | 497 | s10 |   |  |
| 1.6 16v T.S. ECO (77 kW) Eng. AR37203                |  | 00-         |   | ●  |        | <b>13-0149</b> |                |    |    | 25   | 86   | 96  |     |    |      |     |     |     |   |  |
|  |  | 00-         |   | ●  |        | <b>15-1258</b> |                | 25 | 25 | 51   | 90   | 47  |     |    |      |     | 4   | 3   |   |  |
|  |  | 01-         | L   |  |        | M/T            | <b>17-0647</b> |    | 25 |      |      | 90  | 100 |    | 85   |     | 497 | s10 |   |  |
|  |   | 01-         | R   |  |        | M/T            | <b>17-0648</b> |    | 25 |      |      | 90  | 100 |    | 85   |     | 497 | s10 |   |  |
| 1.9 JTD (110 kW) Eng. 937A5.000                      |  | 05-         |   | ●  |        | <b>13-0378</b> |                |    |    | 25   | 90   | 107 |     |    |      |     |     |     |   |  |
|  |  | 05-         |   | ●  |        | <b>15-1550</b> |                | 25 | 26 | 50,9 | 90,9 | 48  |     |    |      |     | 4   | 1   |   |  |
|  |  | 05-         | L   |  |        | M/T            | <b>17-0910</b> |    | 25 | 25   |      | 91  | 86  | 43 | 84,3 | 75  | 617 | s3  |   |  |
|  |   | 05-         | R   |  |        | M/T            | <b>17-0911</b> |    | 25 | 25   |      | 91  | 86  | 43 | 84,3 | 377 | 935 | s4  |   |  |

| 147 (937) '01-  |    | L/R        |  |  | NOTE                        | METELLI ref. | ABS     | A  | B  | C    | D    | E    | F    | H    | I   | L   | M   | Fig |
|---|---|------------|---|---|-----------------------------|--------------|---------|----|----|------|------|------|------|------|-----|-----|-----|-----|
| 1.9 JTD (74 kW) Eng. 182B9.000  |    | 03-        |   | •   |                             | 13-0149      |         |    |    | 25   | 86   | 96   |      |      |     |     |     |     |
|   |    | 03-        |   | •   |                             | 14-0019      |         |    |    | 25   | 62   | 81   |      |      |     |     |     |     |
|   |    | 03-        |   | •   |                             | 15-1258      |         | 25 | 25 | 51   | 90   | 47   |      |      |     |     | 4   | 3   |
|   |    | 03-        |   | •   |                             | 16-1020      |         |    | 25 |      | 100  |      |      |      |     |     |     |     |
|   |    | 03-        | L   |   |                             | M/T          | 17-0647 |    | 25 |      |      | 90   | 100  |      | 85  |     | 497 | s10 |
|   |    | 03-        | R   |   |                             | M/T          | 17-0648 |    | 25 |      |      | 90   | 100  |      | 85  |     | 497 | s10 |
| 1.9 JTD (85 kW) Eng. 937A2.000  |    | 11/03-     |   | •   | Ch 3145308- / 5080089-      | 13-0378      |         |    |    | 25   | 90   | 107  |      |      |     |     |     |     |
|   |    | 4/01-10/03 |   | •   | Ch -3145308 / 5080089       | 13-0286      |         |    |    | 24   | 90   | 94,5 |      |      |     |     |     |     |
|   |    | 11/03-     |   | •   | Ch 3145308- / 5080089-      | 15-1550      |         | 25 | 26 | 50,9 | 90,9 | 48   |      |      |     |     | 4   | 1   |
|   |    | 4/01-10/03 |   | •   | Ch -3145308 / 5080089       | 15-1418      |         | 25 | 28 | 51   | 98   | 47   |      |      |     |     | 4   | 3   |
|   |    | 01-        | L   |   | M/T, Ch -3145308 / 5080089  | 17-0645      |         | 25 |    |      | 98   | 108  |      |      |     |     | 519 |     |
|   |    | 01-        | L   |   | M/T, Ch 3145308- / 5080089- | 17-0910      |         | 25 | 25 |      | 91   | 86   | 43   | 84,3 | 75  | 617 | s3  |     |
|   |    | 01-        | R   |   | M/T, Ch -3145308 / 5080089  | 17-0646      |         | 25 |    |      | 98   | 108  |      |      |     | 522 |     |     |
|   |    | 01-        | R   |   | M/T, Ch 3145308- / 5080089- | 17-0911      |         | 25 | 25 |      | 91   | 86   | 43   | 84,3 | 377 | 935 | s4  |     |
| 1.9 JTD 16v (103 kW) Eng. 192A5.000   |    | 02-10/03   |   | •   | Ch -3145308 / 5080089       | 13-0286      |         |    |    | 24   | 90   | 94,5 |      |      |     |     |     |     |
|   |    | 11/03-     |   | •   | Ch 3145308- / 5080089-      | 13-0378      |         |    |    | 25   | 90   | 107  |      |      |     |     |     |     |
|   |    | 02-10/03   |   | •   | Ch -3145308 / 5080089       | 15-1418      |         | 25 | 28 | 51   | 98   | 47   |      |      |     |     | 4   | 3   |
|   |    | 11/03-     |   | •   | Ch 3145308- / 5080089-      | 15-1550      |         | 25 | 26 | 50,9 | 90,9 | 48   |      |      |     |     | 4   | 1   |
|   |    | 02-        | L   |   | M/T, Ch -3145308 / 5080089  | 17-0645      |         | 25 |    |      | 98   | 108  |      |      |     |     | 519 |     |
|   |  | 02-        | L   |   | M/T, Ch 3145308- / 5080089- | 17-0910      |         | 25 | 25 |      | 91   | 86   | 43   | 84,3 | 75  | 617 | s3  |     |
|   |  | 02-        | R   |   | M/T, Ch -3145308 / 5080089  | 17-0646      |         | 25 |    |      | 98   | 108  |      |      |     | 522 |     |     |
|  | 02-   | R          |   | M/T, Ch 3145308- / 5080089-   | 17-0911                     |              | 25      | 25 |    | 91   | 86   | 43   | 84,3 | 377  | 935 | s4  |     |     |
| 1.9 JTD 16v BELGIO (100 kW) Eng. 192B1.000  |  | 4/01-10/03 |   | •   | Ch -3145308 / 5080089       | 13-0286      |         |    |    | 24   | 90   | 94,5 |      |      |     |     |     |     |
|   |  | 4/01-10/03 |   | •   | Ch -3145308 / 5080089       | 15-1418      |         | 25 | 28 | 51   | 98   | 47   |      |      |     |     | 4   | 3   |
| 1.9 JTD 16v FRANCIA (93 kW) Eng. 937A4.000  |  | 11/03-     |   | •   | Ch 3145308- / 5080089-      | 13-0378      |         |    |    | 25   | 90   | 107  |      |      |     |     |     |     |
|   |  | 4/01-10/03 |   | •   | -ABS, Ch -3145308 / 5080089 | 13-0286      |         |    |    | 24   | 90   | 94,5 |      |      |     |     |     |     |
|   |  | 11/03-     |   | •   | Ch 3145308- / 5080089-      | 15-1550      |         | 25 | 26 | 50,9 | 90,9 | 48   |      |      |     |     | 4   | 1   |
|   |  | 4/01-10/03 |   | •   | -ABS, Ch -3145308 / 5080089 | 15-1418      |         | 25 | 28 | 51   | 98   | 47   |      |      |     |     | 4   | 3   |
| 1.9 JTDM (125 kW) Eng. 937A6.000  |  | 08-        |   | •   |                             | 13-0378      |         |    |    | 25   | 90   | 107  |      |      |     |     |     |     |
|   |  | 08-        |   | •   |                             | 15-1550      |         | 25 | 26 | 50,9 | 90,9 | 48   |      |      |     |     | 4   | 1   |





































| 155 (167) '92-'98                            |    | L/R       |  |  | NOTE   | METELLI ref.   | ABS             | A  | B  | C  | D  | E   | F   | H  | I  | L   | M   | Fig |   |  |
|--|---|-----------|---|---|--------|----------------|-----------------|----|----|----|----|-----|-----|----|----|-----|-----|-----|---|--|
| 1.7 T.S. 16v (103 kW) Eng. AR67106           |    | 96-97     |   | •   | +/-ABS | <b>13-0149</b> |                 |    |    | 25 | 86 | 96  |     |    |    |     |     |     |   |  |
|  |    | 96-97     |   | •   | +ABS   | <b>15-1212</b> | 44              | 25 | 25 | 52 | 90 | 47  |     |    |    |     | 4   | 3   |   |  |
|  |    | 96-97     |   | •   | -ABS   | <b>15-1211</b> |                 | 25 | 25 | 52 | 90 | 47  |     |    |    |     | 4   | 3   |   |  |
| 1.8 T.S. (77 kW) Eng. AR67402                |    | 96-97     | L/R   |   | +ABS   | <b>17-0194</b> | 44              | 25 | 25 |    | 90 | 100 |     | 85 |    | 475 | s10 |     |   |  |
|  |    | 92-97     |   | •   | +ABS   | <b>13-0020</b> |                 |    |    | 25 | 86 | 96  |     |    |    |     |     |     |   |  |
|  |    | 92-97     |   | •   | -ABS   | <b>13-0092</b> |                 |    |    | 25 | 86 | 96  |     |    |    |     |     |     |   |  |
|  |    | 92-97     |   |   | •      |                | <b>14-0003</b>  |    |    |    | 25 | 62  | 81  |    |    |     |     |     |   |  |
|  |    | 92-97     |   | •   | +ABS   | <b>15-1093</b> | 44              | 25 | 25 | 52 | 90 | 47  |     |    |    |     |     | 4   | 2 |  |
|  |    | 92-97     |   | •   | -ABS   | <b>15-1109</b> |                 | 25 | 25 | 52 | 90 | 47  |     |    |    |     |     | 4   | 2 |  |
|  |    | 92-97     |   |   | •      |                | <b>16-1002A</b> |    |    | 25 |    | 100 |     |    |    |     |     |     |   |  |
| 1.8 T.S. (95 kW) Eng. AR67101                |    | 92-93     |   | •   | +ABS   | <b>13-0020</b> |                 |    |    | 25 | 86 | 96  |     |    |    |     |     |     |   |  |
|  |    | 92-93     |   | •   | -ABS   | <b>13-0092</b> |                 |    |    | 25 | 86 | 96  |     |    |    |     |     |     |   |  |
|  |    | 92-93     |   |   | •      |                | <b>14-0003</b>  |    |    |    | 25 | 62  | 81  |    |    |     |     |     |   |  |
|  |    | 92-93     |   | •   | +ABS   | <b>15-1093</b> | 44              | 25 | 25 | 52 | 90 | 47  |     |    |    |     |     | 4   | 2 |  |
|  |    | 92-93     |   | •   | -ABS   | <b>15-1109</b> |                 | 25 | 25 | 52 | 90 | 47  |     |    |    |     |     | 4   | 2 |  |
|  |    | 92-93     |   |   | •      |                | <b>16-1002A</b> |    |    | 25 |    | 100 |     |    |    |     |     |     |   |  |
|  |    | 92-93     | L/R   |   |        | +ABS           | <b>17-0194</b>  | 44 | 25 | 25 |    | 90  | 100 |    | 85 |     | 475 | s10 |   |  |
| 1.8 T.S. Sport (93 kW) Eng. AR67101/ AR67102 |    | 2/92-4/96 |   | •   | +ABS   | <b>13-0020</b> |                 |    |    | 25 | 86 | 96  |     |    |    |     |     |     |   |  |
|  |    | 2/92-4/96 |   | •   | -ABS   | <b>13-0092</b> |                 |    |    | 25 | 86 | 96  |     |    |    |     |     |     |   |  |
|  |    | 2/92-4/96 |   |   | •      |                | <b>14-0003</b>  |    |    |    | 25 | 62  | 81  |    |    |     |     |     |   |  |
|  |    | 2/92-4/96 |   | •   | +ABS   | <b>15-1093</b> | 44              | 25 | 25 | 52 | 90 | 47  |     |    |    |     |     | 4   | 2 |  |
|  |   | 2/92-4/96 |   | •   | -ABS   | <b>15-1109</b> |                 | 25 | 25 | 52 | 90 | 47  |     |    |    |     |     | 4   | 2 |  |
|  |  | 2/92-4/96 |   |   | •      |                | <b>16-1002A</b> |    |    | 25 |    | 100 |     |    |    |     |     |     |   |  |
|  |  | 1/96-     | L/R   |   |        | +ABS           | <b>17-0194</b>  | 44 | 25 | 25 |    | 90  | 100 |    | 85 |     | 475 | s10 |   |  |
| 1.9 TD (66 kW) Eng. AR67501                  |  | 93-97     |   | •   | +ABS   | <b>13-0020</b> |                 |    |    | 25 | 86 | 96  |     |    |    |     |     |     |   |  |
|  |  | 93-97     |   | •   | -ABS   | <b>13-0092</b> |                 |    |    | 25 | 86 | 96  |     |    |    |     |     |     |   |  |
|  |  | 93-97     |   |   | •      |                | <b>14-0003</b>  |    |    |    | 25 | 62  | 81  |    |    |     |     |     |   |  |
|  |  | 93-97     |   | •   | +ABS   | <b>15-1093</b> | 44              | 25 | 25 | 52 | 90 | 47  |     |    |    |     |     | 4   | 2 |  |
|  |  | 93-97     |   | •   | -ABS   | <b>15-1109</b> |                 | 25 | 25 | 52 | 90 | 47  |     |    |    |     |     | 4   | 2 |  |
|  |  | 93-97     |   |   | •      |                | <b>16-1002A</b> |    |    | 25 |    | 100 |     |    |    |     |     |     |   |  |
|  |  | 1/96-     | L/R   |   |        | +ABS           | <b>17-0194</b>  | 44 | 25 | 25 |    | 90  | 100 |    | 85 |     | 475 | s10 |   |  |


































| <b>155 (167) '92-'98</b>                                     |   |  | L/R |  |  | NOTE        | METELLI ref.    | ABS | A  | B  | C  | D    | E   | F | H  | I | L   | M   | Fig |
|--|---|---|-----|---|---|-------------|-----------------|-----|----|----|----|------|-----|---|----|---|-----|-----|-----|
| 2.5 V6 (120 kW) Eng. AR67302/ AR67303                        |    | 92-97   |     | •   |   | +ABS        | <b>13-0133</b>  |     |    |    | 24 | 92   | 84  |   |    |   |     |     |     |
|  |    | 92-97   |     |   | •   | +ABS        | <b>14-0003</b>  |     |    |    | 25 | 62   | 81  |   |    |   |     |     |     |
|  |    | 92-97   |     | •   |   | +ABS        | <b>15-1153</b>  | 44  | 25 | 28 | 56 | 98   | 47  |   |    |   |     | 4   | 3   |
|  |    | 92-97   |     |   | •   | +ABS        | <b>16-1002A</b> |     |    | 25 |    | 100  |     |   |    |   |     |     |     |
| 2.5 V6 (121 kW) Eng. AR67301                                 |    | 92-96   |     | •   |   | +ABS        | <b>13-0133</b>  |     |    |    | 24 | 92   | 84  |   |    |   |     |     |     |
|  |    | 92-96   |     |   | •   | +ABS        | <b>14-0003</b>  |     |    |    | 25 | 62   | 81  |   |    |   |     |     |     |
|  |    | 92-96   |     | •   |   | +ABS        | <b>15-1153</b>  | 44  | 25 | 28 | 56 | 98   | 47  |   |    |   |     | 4   | 3   |
|  |    | 92-96   |     |   | •   | +ABS        | <b>16-1002A</b> |     |    | 25 |    | 100  |     |   |    |   |     |     |     |
| <b>156 (932), Sportwagon '97-'05</b>                         |   |  | L/R |  |  | NOTE        | METELLI ref.    | ABS | A  | B  | C  | D    | E   | F | H  | I | L   | M   | Fig |
| 1.6 16v T.S. (88 kW) Eng. AR32104/ AR32103/ AR32102/ AR67601 |    | 97-   |     | •   |   |             | <b>13-0179</b>  |     |    |    | 25 | 86   | 96  |   |    |   |     |     |     |
|  |    | 97-   |     |   | •   |             | <b>14-0019</b>  |     |    |    | 25 | 62   | 81  |   |    |   |     |     |     |
|  |    | 97-   |     | •   |   |             | <b>15-1245</b>  |     | 25 | 25 | 59 | 89   | 47  |   |    |   |     | 4   | 3   |
|  |    | 97-   |     |   | •   |             | <b>16-1020</b>  |     |    | 25 |    | 100  |     |   |    |   |     |     |     |
|  |    | 97-   | L/R |   |   | Ch 0001631- | <b>17-0328</b>  |     | 25 | 25 |    | 89   | 100 |   | 84 |   | 497 | s10 |     |
| 1.8 T.S. 16v (103 kW) Eng. AR32205                           |    | 00-   |     | •   |   |             | <b>13-0179</b>  |     |    |    | 25 | 86   | 96  |   |    |   |     |     |     |
|  |    | 00-   |     |   | •   |             | <b>14-0019</b>  |     |    |    | 25 | 62   | 81  |   |    |   |     |     |     |
|  |    | 00-   |     | •   |   |             | <b>15-1245</b>  |     | 25 | 25 | 59 | 89   | 47  |   |    |   |     | 4   | 3   |
|  |    | 00-   |     |   | •   |             | <b>16-1020</b>  |     |    | 25 |    | 100  |     |   |    |   |     |     |     |
| 1.8 T.S. 16v (106 kW) Eng. AR32201                           |   | 97-   |     | •   |   |             | <b>13-0179</b>  |     |    |    | 25 | 86   | 96  |   |    |   |     |     |     |
|  |  | 97-   |     |   | •   |             | <b>14-0019</b>  |     |    |    | 25 | 62   | 81  |   |    |   |     |     |     |
|  |  | 97-   |     | •   |   |             | <b>15-1245</b>  |     | 25 | 25 | 59 | 89   | 47  |   |    |   |     | 4   | 3   |
|  |  | 97-   |     |   | •   |             | <b>16-1020</b>  |     |    | 25 |    | 100  |     |   |    |   |     |     |     |
|  |  | 97-   | L/R |   |   | Ch 0001631- | <b>17-0328</b>  |     | 25 | 25 |    | 89   | 100 |   | 84 |   | 497 | s10 |     |
| 1.9 D (100 kW) Eng. 192B1.000                                |  | 02-04   |     | •   |   |             | <b>13-0093</b>  |     |    |    | 25 | 90   | 107 |   |    |   |     |     |     |
|  |  | 02-04   |     | •   |   |             | <b>15-1440</b>  |     | 25 | 26 | 59 | 90,9 | 48  |   |    |   |     | 4   | 1   |
| 1.9 JTD (77 kW) Eng. AR32302                                 |  | 97-00   |     | •   |   |             | <b>13-0133</b>  |     |    |    | 24 | 92   | 84  |   |    |   |     |     |     |
|  |  | 97-00   |     | •   |   |             | <b>15-1244</b>  |     | 25 | 28 | 59 | 98   | 47  |   |    |   |     | 4   | 3   |
|  |  | 97-00   | L   |   |   |             | <b>17-0504</b>  |     | 25 |    |    | 98   | 108 |   | 84 |   | 511 | s10 |     |
|  |   | 97-00   | R   |   |   |             | <b>17-0507</b>  |     | 25 | 28 |    | 98   | 108 |   | 84 |   | 520 | s10 |     |





























































| <b>156 (932), Sportwagon '97-'05</b> |   |    | L/R |    |    | NOTE | METELLI ref. | ABS | A  | B  | C  | D    | E    | F | H  | I | L   | M   | Fig |  |
|--------------------------------------|---|---|-----|---|--|------|--------------|-----|----|----|----|------|------|---|----|---|-----|-----|-----|--|
| 2.0 JTS (121 kW) Eng. 937A1.000      |    | 02-   |     | •   |  |      | 13-0149      |     |    |    | 25 | 86   | 96   |   |    |   |     |     |     |  |
|                                      |    | 02-   |     |   | •  |      | 14-0019      |     |    |    | 25 | 62   | 81   |   |    |   |     |     |     |  |
|                                      |    | 02-   |     | •   |  |      | 15-1258      |     | 25 | 25 | 51 | 90   | 47   |   |    |   |     | 4   | 3   |  |
|                                      |    | 02-   |     |   | •  |      | 16-1020      |     |    | 25 |    | 100  |      |   |    |   |     |     |     |  |
| 2.0 SW (119 kW) Eng. 932A2.000       |    | 02-06   |     | •   |  |      | 13-0179      |     |    |    | 25 | 86   | 96   |   |    |   |     |     |     |  |
|                                      |    | 02-06   |     | •   |  |      | 15-1245      |     | 25 | 25 | 59 | 89   | 47   |   |    |   |     | 4   | 3   |  |
| 2.0 Twin Spark (118 kW) Eng. AR32303 |    | 97-00   |     | •   |  |      | 13-0179      |     |    |    | 25 | 86   | 96   |   |    |   |     |     |     |  |
|                                      |    | 97-00   |     | •   |  |      | 15-1245      |     | 25 | 25 | 59 | 89   | 47   |   |    |   |     | 4   | 3   |  |
| 2.4 JTD (100 kW) Eng. AR32501        |    | 97-00   |     | •   |  |      | 13-0133      |     |    |    | 24 | 92   | 84   |   |    |   |     |     |     |  |
|                                      |    | 97-00   |     | •   |  |      | 15-1244      |     | 25 | 28 | 59 | 98   | 47   |   |    |   |     | 4   | 3   |  |
|                                      |    | 97-00   | L/R |   |  | M/T  | 17-0502      |     | 25 |    |    | 98   | 108  |   | 84 |   | 470 | s10 |     |  |
| 2.4 JTD (103 kW) Eng. 839A6.000      |    | 00-   |     | •   |  |      | 13-0133      |     |    |    | 24 | 92   | 84   |   |    |   |     |     |     |  |
|                                      |    | 00-   |     | •   |  |      | 15-1244      |     | 25 | 28 | 59 | 98   | 47   |   |    |   |     | 4   | 3   |  |
|                                      |    | 00-   | L/R |   |  | M/T  | 17-0502      |     | 25 |    |    | 98   | 108  |   | 84 |   | 470 | s10 |     |  |
| 2.4 JTD (110 kW) Eng. 841C.000       |    | 3/02-   |     | •   |  |      | 13-0133      |     |    |    | 24 | 92   | 84   |   |    |   |     |     |     |  |
|                                      |    | 3/02-   |     | •   |  |      | 15-1244      |     | 25 | 28 | 59 | 98   | 47   |   |    |   |     | 4   | 3   |  |
| 2.4 JTD 20v (129 kW) Eng. 841G.000   |    | 10/03-  |     | •   |  |      | 13-0093      |     |    |    | 25 | 90   | 107  |   |    |   |     |     |     |  |
|                                      |    | 10/03-  |     | •   |  |      | 15-1440      |     | 25 | 26 | 59 | 90,9 | 48   |   |    |   |     | 4   | 1   |  |
| 2.5 V6 24v (140 kW) Eng. AR32401     |   | 97-   |     | •   |  |      | 13-0133      |     |    |    | 24 | 92   | 84   |   |    |   |     |     |     |  |
|                                      |  | 97-   |     |   | •  |      | 14-0019      |     |    |    | 25 | 62   | 81   |   |    |   |     |     |     |  |
|                                      |  | 97-   |     | •   |  |      | 15-1244      |     | 25 | 28 | 59 | 98   | 47   |   |    |   |     | 4   | 3   |  |
|                                      |  | 97-   |     |   | •  |      | 16-1020      |     |    | 25 |    | 100  |      |   |    |   |     |     |     |  |
| 2.5 V6 24v (141 kW) Eng. AR32405     |  | 00-   |     | •   |  |      | 13-0133      |     |    |    | 24 | 92   | 84   |   |    |   |     |     |     |  |
|                                      |  | 00-   |     |   | •  |      | 14-0019      |     |    |    | 25 | 62   | 81   |   |    |   |     |     |     |  |
|                                      |  | 00-   |     | •   |  |      | 15-1244      |     | 25 | 28 | 59 | 98   | 47   |   |    |   |     | 4   | 3   |  |
|                                      |  | 00-   |     |   | •  |      | 16-1020      |     |    | 25 |    | 100  |      |   |    |   |     |     |     |  |
| <b>159, Sportwagon (140) '05-</b>    |   |  | L/R |  |  | NOTE | METELLI ref. | ABS | A  | B  | C  | D    | E    | F | H  | I | L   | M   | Fig |  |
| 1.8 16v (103 kW) Eng. 939A4.000      |   |  | 05- |   | •  |      | 15-1597      |     | 30 | 24 | 61 | 86   | 48,6 |   |    |   |     | 4   | 1   |  |
| 1.8 TBi (147 kW) Eng. 939B1.000      |   |  | 09- |   | •  |      | 15-1597      |     | 30 | 24 | 61 | 86   | 48,6 |   |    |   |     | 4   | 1   |  |





































| 164 (164/168) '87-'98                     |    | L/R       |  |  | NOTE                    | METELLI ref. | ABS | A  | B  | C    | D     | E   | F | H | I | L | M  | Fig |  |
|---|---|-----------|---|---|-------------------------|--------------|-----|----|----|------|-------|-----|---|---|---|---|----|-----|--|
| 2.0 T.S. (109 kW) Eng. AR06420            |    | 87-       | •   |   | -ABS, M/T, Ch -T6104158 | 13-0089      |     |    |    | 25   | 86    | 96  |   |   |   |   |    |     |  |
|   |    | 87-       |   | •   | -ABS, M/T, Ch -T6104158 | 14-0003      |     |    |    | 25   | 62    | 81  |   |   |   |   |    |     |  |
|   |    | 87-       | •   |   | -ABS, M/T, Ch -T6104158 | 15-1103      |     | 25 | 25 | 54,5 | 90    | 47  |   |   |   |   | 11 | 2   |  |
|   |    | 87-       |   | •   | -ABS, M/T, Ch -T6104158 | 16-1002A     |     |    | 25 |      | 100   |     |   |   |   |   |    |     |  |
| 2.0 V6 T. (148 kW) Eng. AR64102           |    | 92-98     | •   |   | +ABS                    | 13-0133      |     |    |    | 24   | 92    | 84  |   |   |   |   |    |     |  |
|   |    | 92-98     |   | •   | +ABS                    | 14-0013      |     |    |    | 24   | 107,5 | 120 |   |   |   |   |    |     |  |
|   |    | 92-98     | •   |   | +ABS                    | 15-1152      | 44  | 27 | 28 | 56   | 98    | 46  |   |   |   |   | 4  | 3   |  |
|   |    | 92-98     |   | •   | +ABS                    | 16-1014A     |     |    | 28 |      | 108   |     |   |   |   |   |    |     |  |
| 2.0 V6 T. (150 kW) Eng. AR64101           |    | 91-92     | •   |   | +ABS                    | 13-0133      |     |    |    | 24   | 92    | 84  |   |   |   |   |    |     |  |
|   |    | 91-92     |   | •   | +ABS                    | 14-0013      |     |    |    | 24   | 107,5 | 120 |   |   |   |   |    |     |  |
|   |    | 91-92     | •   |   | +ABS                    | 15-1152      | 44  | 27 | 28 | 56   | 98    | 46  |   |   |   |   | 4  | 3   |  |
|   |    | 91-92     |   | •   | +ABS                    | 16-1014A     |     |    | 28 |      | 108   |     |   |   |   |   |    |     |  |
| 2.5 TD (84 kW) Eng. VM84A                 |    | 6/87-9/92 |   | •   | M/T                     | 14-0013      |     |    |    | 24   | 107,5 | 120 |   |   |   |   |    |     |  |
|   |    | 6/87-9/92 |   | •   | M/T                     | 16-1014A     |     |    | 28 |      | 108   |     |   |   |   |   |    |     |  |
| 2.5 TD (92 kW) Eng. VM08B/ VM32B          |    | 9/92-9/98 | •   |   | +ABS, M/T+A/T           | 13-0133      |     |    |    | 24   | 92    | 84  |   |   |   |   |    |     |  |
|   |    | 9/92-9/98 |   | •   | +ABS, M/T+A/T           | 14-0013      |     |    |    | 24   | 107,5 | 120 |   |   |   |   |    |     |  |
|   |    | 9/92-9/98 | •   |   | +ABS, M/T+A/T           | 15-1152      | 44  | 27 | 28 | 56   | 98    | 46  |   |   |   |   | 4  | 3   |  |
|   |    | 9/92-9/98 |   | •   | +ABS, M/T+A/T           | 16-1014A     |     |    | 28 |      | 108   |     |   |   |   |   |    |     |  |
| 3.0 24v Q4 (170 kW) Eng. AR64307/ AR64308 |    | 2/94-9/98 | •   |   | +ABS, M/T               | 13-0133      |     |    |    | 24   | 92    | 84  |   |   |   |   |    |     |  |
|   |   | 2/94-9/98 |   | •   | +ABS, M/T               | 14-0013      |     |    |    | 24   | 107,5 | 120 |   |   |   |   |    |     |  |
|   |  | 2/94-9/98 | •   |   | +ABS, M/T               | 15-1152      | 44  | 27 | 28 | 56   | 98    | 46  |   |   |   |   | 4  | 3   |  |
|   |  | 2/94-9/98 |   | •   | +ABS, M/T               | 16-1014A     |     |    | 28 |      | 108   |     |   |   |   |   |    |     |  |
| 3.0 V6 (132 kW) Eng. AR64305/ AR66303     |  | 9/92-9/98 | •   |   | +ABS, M/T+A/T           | 13-0133      |     |    |    | 24   | 92    | 84  |   |   |   |   |    |     |  |
|   |  | 9/92-9/98 |   | •   | +ABS, M/T+A/T           | 14-0013      |     |    |    | 24   | 107,5 | 120 |   |   |   |   |    |     |  |
|   |  | 9/92-9/98 | •   |   | +ABS, M/T+A/T           | 15-1152      | 44  | 27 | 28 | 56   | 98    | 46  |   |   |   |   | 4  | 3   |  |
|   |  | 9/92-9/98 |   | •   | +ABS, M/T+A/T           | 16-1014A     |     |    | 28 |      | 108   |     |   |   |   |   |    |     |  |
| 3.0 V6 USA (135 kW) Eng. AR06412          |  | 6/87-9/92 |   | •   | M/T+A/T                 | 14-0013      |     |    |    | 24   | 107,5 | 120 |   |   |   |   |    |     |  |
|   |  | 6/87-9/92 |   | •   | M/T+A/T                 | 16-1014A     |     |    | 28 |      | 108   |     |   |   |   |   |    |     |  |
|   |   |           |   |   |                         |              |     |    |    |      |       |     |   |   |   |   |    |     |  |








































| <b>166 (936) '98-</b>                   |   |    | L/R |    |    | NOTE        | METELLI ref.   | ABS | A  | B  | C    | D     | E    | F | H | I | L | M | Fig |
|---|---|---|-----|---|--|-------------|----------------|-----|----|----|------|-------|------|---|---|---|---|---|-----|
| 2.5 V6 24v (140 kW) Eng. AR34201        |    | 98-00   |     | •   |  | M/T+A/T     | <b>13-0133</b> |     |    |    | 24   | 92    | 84   |   |   |   |   |   |     |
|   |    | 98-00   | L   |   | •  | M/T         | <b>14-0023</b> |     |    |    | 25   | 107,5 | 80   |   |   |   |   |   |     |
|   |   | 98-00   | R   |   | •  | M/T         | <b>14-0012</b> |     |    |    | 24   | 107,5 | 120  |   |   |   |   |   |     |
|   |    | 98-00   |     | •   |  | M/T+A/T     | <b>15-1300</b> |     | 27 | 28 | 59   | 98    | 47   |   |   |   |   | 4 | 3   |
|   |    | 98-00   | L   |   | •  | M/T         | <b>16-1025</b> |     |    |    | 28   | 108   |      |   |   |   |   |   |     |
|   |   | 98-00   | R   |   | •  | M/T         | <b>16-1014</b> |     |    |    | 28   | 108   |      |   |   |   |   |   |     |
| 3.0 V6 24v (162 kW) Eng. AR36101        |    | 00-   |     | •   |  | A/T         | <b>13-0133</b> |     |    |    | 24   | 92    | 84   |   |   |   |   |   |     |
|   |   | 00-   |     | •   |  | +/-ABS      | <b>13-0218</b> |     |    |    | 25   | 86    | 96   |   |   |   |   |   |     |
|   |    | 00-   |     | •   |  | A/T         | <b>15-1300</b> |     | 27 | 28 | 59   | 98    | 47   |   |   |   |   | 4 | 3   |
|   |   | 00-   |     | •   |  | +/-ABS      | <b>15-1297</b> |     | 27 | 25 | 59   | 90    | 47   |   |   |   |   | 4 | 3   |
| 3.0 V6 24v (166 kW) Eng. AR34301        |    | 98-00   |     | •   |  | M/T+A/T     | <b>13-0133</b> |     |    |    | 24   | 92    | 84   |   |   |   |   |   |     |
|   |    | 98-00   | L   |   | •  | M/T         | <b>14-0023</b> |     |    |    | 25   | 107,5 | 80   |   |   |   |   |   |     |
|   |   | 98-00   | R   |   | •  | M/T         | <b>14-0012</b> |     |    |    | 24   | 107,5 | 120  |   |   |   |   |   |     |
|   |    | 98-00   |     | •   |  | M/T+A/T     | <b>15-1300</b> |     | 27 | 28 | 59   | 98    | 47   |   |   |   |   | 4 | 3   |
|   |    | 98-00   | L   |   | •  | M/T         | <b>16-1025</b> |     |    |    | 28   | 108   |      |   |   |   |   |   |     |
|   |   | 98-00   | R   |   | •  | M/T         | <b>16-1014</b> |     |    |    | 28   | 108   |      |   |   |   |   |   |     |
| 3.2 V6 24v (176 kW) Eng. 936A6.000      |    | 03-   |     | •   |  |             | <b>13-0133</b> |     |    |    | 24   | 92    | 84   |   |   |   |   |   |     |
|   |    | 03-   |     | •   |  |             | <b>15-1300</b> |     | 27 | 28 | 59   | 98    | 47   |   |   |   |   | 4 | 3   |
| <b>1750-2000 '68-'83</b>                |   |    | L/R |    |    | NOTE        | METELLI ref.   | ABS | A  | B  | C    | D     | E    | F | H | I | L | M | Fig |
| 1750 (83 kW) Eng. AR00548               |   | 68-72   |     | •   | •  | M/T         | <b>14-0016</b> |     |    |    | 22   | 51    | 81   |   |   |   |   |   |     |
|   |  | 68-72   |     | •   | •  | M/T         | <b>16-1017</b> |     |    | 24 |      | 94    |      |   |   |   |   |   |     |
| 2000 (97 kW) Eng. AR10520               |  | 10/71-12/83   |     | •   | •  | M/T         | <b>14-0016</b> |     |    |    | 22   | 51    | 81   |   |   |   |   |   |     |
|   |  | 10/71-12/83   |     | •   | •  | M/T         | <b>16-1017</b> |     |    | 24 |      | 94    |      |   |   |   |   |   |     |
| <b>33 I (905,A), Sportwagon '83-'89</b> |   |  | L/R |  |  | NOTE        | METELLI ref.   | ABS | A  | B  | C    | D     | E    | F | H | I | L | M | Fig |
| 1.2 (Exc. SW) (50 kW) Eng. AR30585      |  | 4/88-90   |     | •   |  | Ch 5261500- | <b>13-0073</b> |     |    |    | 19   | 84    | 74   |   |   |   |   |   |     |
|   |   | 6/83-4/88   |     | •   |  | Ch -5261499 | <b>13-0103</b> |     |    |    | 20   | 68    | 80   |   |   |   |   |   |     |
|   |  | 6/83-90   |     |   | •  |             | <b>14-0016</b> |     |    |    | 22   | 51    | 81   |   |   |   |   |   |     |
|   |  | 4/88-90   |     | •   |  | Ch 5261500- | <b>15-1083</b> |     | 28 | 24 | 54,9 | 90    | 55,5 |   |   |   |   | 4 | 3   |
|   |   | 6/83-4/88   |     | •   |  | Ch -5261499 | <b>15-1126</b> |     | 28 | 22 | 54,9 | 81    | 55,5 |   |   |   |   | 4 | 3   |
|   |  | 6/83-90   |     |   | •  |             | <b>16-1017</b> |     |    | 24 |      | 94    |      |   |   |   |   |   |     |

| <b>33 I (905,A), Sportwagon '83-'89</b>     |   |  | L/R |  |  | NOTE        | METELLI ref.   | ABS | A  | B    | C  | D    | E  | F | H | I | L | M | Fig |
|---|---|---|-----|---|---|-------------|----------------|-----|----|------|----|------|----|---|---|---|---|---|-----|
| 1.3 (Exc. SW) (55 kW) Eng. AR30502/ AR30586 |    | 4/88-90   |     | ●   |   | Ch 5261500- | <b>13-0073</b> |     |    |      | 19 | 84   | 74 |   |   |   |   |   |     |
|   |   | 6/83-4/88   |     | ●   |   | Ch -5261499 | <b>13-0103</b> |     |    |      | 20 | 68   | 80 |   |   |   |   |   |     |
|   |    | 6/83-90   |     |   | ●   |             | <b>14-0016</b> |     |    |      | 22 | 51   | 81 |   |   |   |   |   |     |
|   |    | 4/88-90   |     | ●   |   | Ch 5261500- | <b>15-1083</b> | 28  | 24 | 54,9 | 90 | 55,5 |    |   |   |   |   | 4 | 3   |
|   |   | 6/83-4/88   |     | ●   |   | Ch -5261499 | <b>15-1126</b> | 28  | 22 | 54,9 | 81 | 55,5 |    |   |   |   |   | 4 | 3   |
|   |    | 6/83-90   |     |   | ●   |             | <b>16-1017</b> |     |    | 24   |    | 94   |    |   |   |   |   |   |     |
| 1.3 (Exc. SW) (58 kW) Eng. AR30502          |    | 4/88-90   |     | ●   |   | Ch 5261500- | <b>13-0073</b> |     |    |      | 19 | 84   | 74 |   |   |   |   |   |     |
|   |   | 6/83-4/88   |     | ●   |   | Ch -5261499 | <b>13-0103</b> |     |    |      | 20 | 68   | 80 |   |   |   |   |   |     |
|   |    | 6/83-90   |     |   | ●   |             | <b>14-0016</b> |     |    |      | 22 | 51   | 81 |   |   |   |   |   |     |
|   |    | 4/88-90   |     | ●   |   | Ch 5261500- | <b>15-1083</b> | 28  | 24 | 54,9 | 90 | 55,5 |    |   |   |   |   | 4 | 3   |
|   |   | 6/83-4/88   |     | ●   |   | Ch -5261499 | <b>15-1126</b> | 28  | 22 | 54,9 | 81 | 55,5 |    |   |   |   |   | 4 | 3   |
|   |    | 6/83-90   |     |   | ●   |             | <b>16-1017</b> |     |    | 24   |    | 94   |    |   |   |   |   |   |     |
| 1.3 (Exc. SW) (63 kW) Eng. AR30168/ AR30587 |    | 4/88-90   |     | ●   |   | Ch 5261500- | <b>13-0073</b> |     |    |      | 19 | 84   | 74 |   |   |   |   |   |     |
|   |   | 6/83-4/88   |     | ●   |   | Ch -5261499 | <b>13-0103</b> |     |    |      | 20 | 68   | 80 |   |   |   |   |   |     |
|   |    | 6/83-90   |     |   | ●   |             | <b>14-0016</b> |     |    |      | 22 | 51   | 81 |   |   |   |   |   |     |
|   |    | 4/88-90   |     | ●   |   | Ch 5261500- | <b>15-1083</b> | 28  | 24 | 54,9 | 90 | 55,5 |    |   |   |   |   | 4 | 3   |
|   |   | 6/83-4/88   |     | ●   |   | Ch -5261499 | <b>15-1126</b> | 28  | 22 | 54,9 | 81 | 55,5 |    |   |   |   |   | 4 | 3   |
|   |    | 6/83-90   |     |   | ●   |             | <b>16-1017</b> |     |    | 24   |    | 94   |    |   |   |   |   |   |     |
| 1.3 i.e. (66 kW) Eng. AR30168               |    | 4/88-90   |     | ●   |   | Ch 5261500- | <b>13-0073</b> |     |    |      | 19 | 84   | 74 |   |   |   |   |   |     |
|   |   | 6/83-4/88   |     | ●   |   | Ch -5261499 | <b>13-0103</b> |     |    |      | 20 | 68   | 80 |   |   |   |   |   |     |
|   |  | 6/83-90   |     |   | ●   |             | <b>14-0016</b> |     |    |      | 22 | 51   | 81 |   |   |   |   |   |     |
|   |  | 4/88-90   |     | ●   |   | Ch 5261500- | <b>15-1083</b> | 28  | 24 | 54,9 | 90 | 55,5 |    |   |   |   |   | 4 | 3   |
|   |   | 6/83-4/88   |     | ●   |   | Ch -5261499 | <b>15-1126</b> | 28  | 22 | 54,9 | 81 | 55,5 |    |   |   |   |   | 4 | 3   |
|   |  | 6/83-90   |     |   | ●   |             | <b>16-1017</b> |     |    | 24   |    | 94   |    |   |   |   |   |   |     |
| 1.5, 4WD (62 kW) Eng. AR30143/ AR30504      |  | 83-85   |     | ●   |   | FWD         | <b>13-0073</b> |     |    |      | 19 | 84   | 74 |   |   |   |   |   |     |
|   |  | 83-85   |     |   | ●   | FWD         | <b>14-0016</b> |     |    |      | 22 | 51   | 81 |   |   |   |   |   |     |
|   |  | 83-85   |     | ●   |   | FWD         | <b>15-1083</b> | 28  | 24 | 54,9 | 90 | 55,5 |    |   |   |   |   | 4 | 3   |
|   |  | 83-85   |     |   | ●   | FWD         | <b>16-1017</b> |     |    | 24   |    | 94   |    |   |   |   |   |   |     |
| 1.5, 4WD (66 kW) Eng. AR30520               |  | 9/84-86   |     | ●   |   | FWD         | <b>13-0073</b> |     |    |      | 19 | 84   | 74 |   |   |   |   |   |     |
|   |  | 9/84-86   |     |   | ●   | FWD         | <b>14-0016</b> |     |    |      | 22 | 51   | 81 |   |   |   |   |   |     |
|   |  | 9/84-86   |     | ●   |   | FWD         | <b>15-1083</b> | 28  | 24 | 54,9 | 90 | 55,5 |    |   |   |   |   | 4 | 3   |
|   |  | 9/84-86   |     |   | ●   | FWD         | <b>16-1017</b> |     |    | 24   |    | 94   |    |   |   |   |   |   |     |










































































| <b>33 I (905,A), Sportwagon '83-'89</b>              |   |    | L/R |    |    | NOTE | METELLI ref. | ABS | A  | B  | C    | D  | E    | F | H | I | L | M | Fig |  |
|--|---|---|-----|---|--|------|--------------|-----|----|----|------|----|------|---|---|---|---|---|-----|--|
| 1.5, 4WD (75 kW) Eng. AR30588                        |    | 86-89   |     | •   |  | FWD  | 13-0073      |     |    |    | 19   | 84 | 74   |   |   |   |   |   |     |  |
|  |    | 86-89   |     |   | •  | FWD  | 14-0016      |     |    |    | 22   | 51 | 81   |   |   |   |   |   |     |  |
|  |    | 86-89   |     | •   |  | FWD  | 15-1083      |     | 28 | 24 | 54,9 | 90 | 55,5 |   |   |   |   | 4 | 3   |  |
|  |    | 86-89   |     |   | •  | FWD  | 16-1017      |     |    | 24 |      | 94 |      |   |   |   |   |   |     |  |
| 1.5, QV, 4WD (77 kW) Eng. AR30146/ AR30508/ AR30588  |    | 84-89   |     | •   |  | FWD  | 13-0073      |     |    |    | 19   | 84 | 74   |   |   |   |   |   |     |  |
|  |    | 84-89   |     |   | •  | FWD  | 14-0016      |     |    |    | 22   | 51 | 81   |   |   |   |   |   |     |  |
|  |    | 84-89   |     | •   |  | FWD  | 15-1083      |     | 28 | 24 | 54,9 | 90 | 55,5 |   |   |   |   | 4 | 3   |  |
|  |    | 84-89   |     |   | •  | FWD  | 16-1017      |     |    | 24 |      | 94 |      |   |   |   |   |   |     |  |
| 1.7 (84-87 kW) Eng. AR30550                          |    | 88-89   |     | •   |  | FWD  | 13-0073      |     |    |    | 19   | 84 | 74   |   |   |   |   |   |     |  |
|  |    | 88-89   |     |   | •  | FWD  | 14-0016      |     |    |    | 22   | 51 | 81   |   |   |   |   |   |     |  |
|  |    | 88-89   |     | •   |  | FWD  | 15-1083      |     | 28 | 24 | 54,9 | 90 | 55,5 |   |   |   |   | 4 | 3   |  |
|  |    | 88-89   |     |   | •  | FWD  | 16-1017      |     |    | 24 |      | 94 |      |   |   |   |   |   |     |  |
| 1.7 i.e., 4WD (77 kW) Eng. AR30558                   |    | 88-89   |     | •   |  | FWD  | 13-0073      |     |    |    | 19   | 84 | 74   |   |   |   |   |   |     |  |
|  |    | 88-89   |     |   | •  | FWD  | 14-0016      |     |    |    | 22   | 51 | 81   |   |   |   |   |   |     |  |
|  |    | 88-89   |     | •   |  | FWD  | 15-1083      |     | 28 | 24 | 54,9 | 90 | 55,5 |   |   |   |   | 4 | 3   |  |
|  |    | 88-89   |     |   | •  | FWD  | 16-1017      |     |    | 24 |      | 94 |      |   |   |   |   |   |     |  |
| 1.8 TD (54 kW) Eng. VM82A                            |   | 86-90   |     | •   |  |      | 13-0073      |     |    |    | 19   | 84 | 74   |   |   |   |   |   |     |  |
|  |  | 86-90   |     |   | •  |      | 14-0016      |     |    |    | 22   | 51 | 81   |   |   |   |   |   |     |  |
|  |  | 86-90   |     | •   |  |      | 15-1083      |     | 28 | 24 | 54,9 | 90 | 55,5 |   |   |   |   | 4 | 3   |  |
|  |  | 86-90   |     |   | •  |      | 16-1017      |     |    | 24 |      | 94 |      |   |   |   |   |   |     |  |
| <b>33 II (907A,B), Sportwagon '90-'94</b>            |   |  | L/R |  |  | NOTE | METELLI ref. | ABS | A  | B  | C    | D  | E    | F | H | I | L | M | Fig |  |
| 1.4 (58 kW)  |  | 91-94   |     | •   |  | -ABS | 13-0149      |     |    |    | 25   | 86 | 96   |   |   |   |   |   |     |  |
|  |  | 91-94   |     |   | •  | -ABS | 14-0016      |     |    |    | 22   | 51 | 81   |   |   |   |   |   |     |  |
|  |  | 91-94   |     | •   |  | -ABS | 15-1183      |     | 25 | 24 | 52   | 90 | 47   |   |   |   |   | 4 | 3   |  |
|  |  | 91-94   |     |   | •  | -ABS | 16-1017      |     |    | 24 |      | 94 |      |   |   |   |   |   |     |  |
| 1.4 i.e., 4WD (66 kW) Eng. AR30587/ AR30753/ AR30755 |  | 91-94   |     | •   |  | -ABS | 13-0149      |     |    |    | 25   | 86 | 96   |   |   |   |   |   |     |  |
|  |  | 91-94   |     |   | •  | -ABS | 14-0016      |     |    |    | 22   | 51 | 81   |   |   |   |   |   |     |  |
|  |  | 91-94   |     | •   |  | -ABS | 15-1183      |     | 25 | 24 | 52   | 90 | 47   |   |   |   |   | 4 | 3   |  |
|  |  | 91-94   |     |   | •  | -ABS | 16-1017      |     |    | 24 |      | 94 |      |   |   |   |   |   |     |  |










































































| <b>75 (162B) '85-'92</b>                        |   |    | L/R |    |    | NOTE | METELLI ref. | ABS | A | B  | C  | D  | E  | F | H | I | L | M | Fig |
|---|---|---|-----|---|--|------|--------------|-----|---|----|----|----|----|---|---|---|---|---|-----|
| 1.6 (81 kW) Eng. AR61101/ AR61102               |    | 5/85-12/92  |     | •   | •  | M/T  | 14-0016      |     |   |    | 22 | 51 | 81 |   |   |   |   |   |     |
|   |    | 5/85-12/92  |     | •   | •  | M/T  | 16-1017      |     |   | 24 |    | 94 |    |   |   |   |   |   |     |
| 1.6, Kat (81 kW) Eng. AR06100                   |    | 5/85-12/92  |     | •   | •  | M/T  | 14-0016      |     |   |    | 22 | 51 | 81 |   |   |   |   |   |     |
|   |    | 5/85-12/92  |     | •   | •  | M/T  | 16-1017      |     |   | 24 |    | 94 |    |   |   |   |   |   |     |
| 1.8 (85 kW) Eng. AR06202                        |    | 85-89   |     | •   | •  | M/T  | 14-0016      |     |   |    | 22 | 51 | 81 |   |   |   |   |   |     |
|   |    | 85-89   |     | •   | •  | M/T  | 16-1017      |     |   | 24 |    | 94 |    |   |   |   |   |   |     |
| 1.8 (88 kW) Eng. AR06168                        |    | 88-92   |     | •   | •  | M/T  | 14-0016      |     |   |    | 22 | 51 | 81 |   |   |   |   |   |     |
|   |    | 88-92   |     | •   | •  | M/T  | 16-1017      |     |   | 24 |    | 94 |    |   |   |   |   |   |     |
| 1.8 (90 kW) Eng. AR61201                        |    | 89-92   |     | •   | •  | M/T  | 14-0016      |     |   |    | 22 | 51 | 81 |   |   |   |   |   |     |
|   |    | 89-92   |     | •   | •  | M/T  | 16-1017      |     |   | 24 |    | 94 |    |   |   |   |   |   |     |
| 2.0 (94 kW) Eng. AR06212                        |    | 85-88   |     | •   | •  | M/T  | 14-0016      |     |   |    | 22 | 51 | 81 |   |   |   |   |   |     |
|   |    | 85-88   |     | •   | •  | M/T  | 16-1017      |     |   | 24 |    | 94 |    |   |   |   |   |   |     |
| 2.0 T.S, Kat (107-109 kW) Eng. AR06166/ AR06224 |    | 87-92   |     | •   | •  | M/T  | 14-0016      |     |   |    | 22 | 51 | 81 |   |   |   |   |   |     |
|   |    | 87-92   |     | •   | •  | M/T  | 16-1017      |     |   | 24 |    | 94 |    |   |   |   |   |   |     |
| 2.0 TD (70 kW) Eng. VM80A                       |    | 5/85-92   |     | •   | •  | M/T  | 14-0016      |     |   |    | 22 | 51 | 81 |   |   |   |   |   |     |
|   |    | 5/85-92   |     | •   | •  | M/T  | 16-1017      |     |   | 24 |    | 94 |    |   |   |   |   |   |     |
| <b>90 (162) '84-'87</b>                         |   |    | L/R |    |    | NOTE | METELLI ref. | ABS | A | B  | C  | D  | E  | F | H | I | L | M | Fig |
| 1.8 (85 kW) Eng. AR06202                        |    | 84-87   |     | •   | •  | M/T  | 14-0016      |     |   |    | 22 | 51 | 81 |   |   |   |   |   |     |
|   |   | 84-87   |     | •   | •  | M/T  | 16-1017      |     |   | 24 |    | 94 |    |   |   |   |   |   |     |
| 1.8 (88 kW) Eng. AR06168                        |  | 84-87   |     | •   | •  | M/T  | 14-0016      |     |   |    | 22 | 51 | 81 |   |   |   |   |   |     |
|   |  | 84-87   |     | •   | •  | M/T  | 16-1017      |     |   | 24 |    | 94 |    |   |   |   |   |   |     |
| 2.0 i.e. (94 kW) Eng. AR01713/ AR06212          |  | 84-87   |     | •   | •  | M/T  | 14-0016      |     |   |    | 22 | 51 | 81 |   |   |   |   |   |     |
|   |  | 84-87   |     | •   | •  | M/T  | 16-1017      |     |   | 24 |    | 94 |    |   |   |   |   |   |     |
| 2.0 i.e. (97 kW) Eng. AR06210                   |  | 84-87   |     | •   | •  | M/T  | 14-0016      |     |   |    | 22 | 51 | 81 |   |   |   |   |   |     |
|   |  | 84-87   |     | •   | •  | M/T  | 16-1017      |     |   | 24 |    | 94 |    |   |   |   |   |   |     |
| 2.5 i.e. V6 (115 kW) Eng. AR01646/ AR01911      |  | 84-87   |     | •   | •  | M/T  | 14-0016      |     |   |    | 22 | 51 | 81 |   |   |   |   |   |     |
|   |  | 84-87   |     | •   | •  | M/T  | 16-1017      |     |   | 24 |    | 94 |    |   |   |   |   |   |     |
| <b>Alfasud (901) '72-'84</b>                    |   |  | L/R |  |  | NOTE | METELLI ref. | ABS | A | B  | C  | D  | E  | F | H | I | L | M | Fig |
| 1.2 (50 kW) Eng. AR30104                        |  | 73-9/84   |     |   | •  | M/T  | 14-0016      |     |   |    | 22 | 51 | 81 |   |   |   |   |   |     |
|   |  | 73-9/84   |     |   | •  | M/T  | 16-1017      |     |   | 24 |    | 94 |    |   |   |   |   |   |     |




































| <b>Alfetta (116) '74-'86</b>          |   |  | L/R |  |  | NOTE             | METELLI ref. | ABS | A  | B  | C    | D  | E    | F | H | I | L | M | Fig |  |
|---------------------------------------|---|---|-----|---|--|------------------|--------------|-----|----|----|------|----|------|---|---|---|---|---|-----|--|
| 1.6, GT (79 kW) Eng. AR01600          |    | 75-84   |     | •   | •  |                  | 14-0016      |     |    |    | 22   | 51 | 81   |   |   |   |   |   |     |  |
|                                       |    | 75-84   |     | •   | •  |                  | 16-1017      |     |    | 24 |      | 94 |      |   |   |   |   |   |     |  |
| 1.8 (90 kW) Eng. AR01678              |    | 79-84   |     | •   | •  |                  | 14-0016      |     |    |    | 22   | 51 | 81   |   |   |   |   |   |     |  |
|                                       |    | 79-84   |     | •   | •  |                  | 16-1017      |     |    | 24 |      | 94 |      |   |   |   |   |   |     |  |
| 1.8, GT (85 kW) Eng. AR01608X         |    | 74-77   |     | •   | •  |                  | 14-0016      |     |    |    | 22   | 51 | 81   |   |   |   |   |   |     |  |
|                                       |    | 74-77   |     | •   | •  |                  | 16-1017      |     |    | 24 |      | 94 |      |   |   |   |   |   |     |  |
| 1.8, GT (90 kW) Eng. AR01608          |    | 74-84   |     | •   | •  |                  | 14-0016      |     |    |    | 22   | 51 | 81   |   |   |   |   |   |     |  |
|                                       |    | 74-84   |     | •   | •  |                  | 16-1017      |     |    | 24 |      | 94 |      |   |   |   |   |   |     |  |
| 2.0 (96 kW) Eng. AR11655/ AR58484     |    | 77-80   |     | •   | •  |                  | 14-0016      |     |    |    | 22   | 51 | 81   |   |   |   |   |   |     |  |
|                                       |    | 77-80   |     | •   | •  |                  | 16-1017      |     |    | 24 |      | 94 |      |   |   |   |   |   |     |  |
| 2.0 TD (60 kW) Eng. VM4HT2            |    | 79-83   |     | •   | •  |                  | 14-0016      |     |    |    | 22   | 51 | 81   |   |   |   |   |   |     |  |
|                                       |    | 79-83   |     | •   | •  |                  | 16-1017      |     |    | 24 |      | 94 |      |   |   |   |   |   |     |  |
| 2.0, GT (89 kW) Eng. AR01623          |    | 77-86   |     | •   | •  |                  | 14-0016      |     |    |    | 22   | 51 | 81   |   |   |   |   |   |     |  |
|                                       |    | 77-86   |     | •   | •  |                  | 16-1017      |     |    | 24 |      | 94 |      |   |   |   |   |   |     |  |
| 2.0, GT (97 kW) Eng. AR01713/ AR10520 |    | 77-84   |     | •   | •  |                  | 14-0016      |     |    |    | 22   | 51 | 81   |   |   |   |   |   |     |  |
|                                       |    | 77-84   |     | •   | •  |                  | 16-1017      |     |    | 24 |      | 94 |      |   |   |   |   |   |     |  |
| <b>Arna (920) '83-'86</b>             |   |  | L/R |  |  | NOTE             | METELLI ref. | ABS | A  | B  | C    | D  | E    | F | H | I | L | M | Fig |  |
| 1.2 (44 kW) Eng. AR31000              |    | 6/83-9/87   |     | •   |  | M/T, Ch -5261499 | 13-0103      |     |    |    | 20   | 68 | 80   |   |   |   |   |   |     |  |
|                                       |   | 6/83-9/87   |     |   | •  | M/T, Ch -5261499 | 14-0016      |     |    |    | 22   | 51 | 81   |   |   |   |   |   |     |  |
|                                       |  | 6/83-9/87   |     | •   |  | M/T, Ch -5261499 | 15-1126      |     | 28 | 22 | 54,9 | 81 | 55,5 |   |   |   |   | 4 | 3   |  |
|                                       |  | 6/83-9/87   |     |   | •  | M/T, Ch -5261499 | 16-1017      |     |    | 24 |      | 94 |      |   |   |   |   |   |     |  |
| 1.2 (50 kW) Eng. AR30500              |  | 6/83-   |     | •   |  | M/T, Ch -5261499 | 13-0103      |     |    |    | 20   | 68 | 80   |   |   |   |   |   |     |  |
|                                       |  | 6/83-   |     |   | •  | M/T, Ch -5261499 | 14-0016      |     |    |    | 22   | 51 | 81   |   |   |   |   |   |     |  |
|                                       |  | 6/83-   |     | •   |  | M/T, Ch -5261499 | 15-1126      |     | 28 | 22 | 54,9 | 81 | 55,5 |   |   |   |   | 4 | 3   |  |
|                                       |  | 6/83-   |     |   | •  | M/T, Ch -5261499 | 16-1017      |     |    | 24 |      | 94 |      |   |   |   |   |   |     |  |
| 1.3 (58 kW) Eng. AR30100              |  | 6/83-   |     | •   |  | M/T, Ch -5261499 | 13-0103      |     |    |    | 20   | 68 | 80   |   |   |   |   |   |     |  |
|                                       |  | 6/83-   |     |   | •  | M/T, Ch -5261499 | 14-0016      |     |    |    | 22   | 51 | 81   |   |   |   |   |   |     |  |
|                                       |  | 6/83-   |     | •   |  | M/T, Ch -5261499 | 15-1126      |     | 28 | 22 | 54,9 | 81 | 55,5 |   |   |   |   | 4 | 3   |  |
|                                       |  | 6/83-   |     |   | •  | M/T, Ch -5261499 | 16-1017      |     |    | 24 |      | 94 |      |   |   |   |   |   |     |  |

| <b>Arna (920) '83-'86</b>            |   |    | L/R |    |    | NOTE | METELLI ref. | ABS | A  | B  | C    | D    | E    | F | H | I | L | M | Fig |
|--------------------------------------|---|---|-----|---|--|------|--------------|-----|----|----|------|------|------|---|---|---|---|---|-----|
| 1.3 TI (63 kW) Eng. AR30168/ AR31010 |    | 83-86   |     |   | •  |      | 13-0073      |     |    |    | 19   | 84   | 74   |   |   |   |   |   |     |
|                                      |    | 83-86   |     |   | •  |      | 14-0016      |     |    |    | 22   | 51   | 81   |   |   |   |   |   |     |
|                                      |    | 83-86   |     |   | •  |      | 15-1083      |     | 28 | 24 | 54,9 | 90   | 55,5 |   |   |   |   | 4 | 3   |
|                                      |    | 83-86   |     |   | •  |      | 16-1017      |     |    | 24 |      | 94   |      |   |   |   |   |   |     |
| 1.5 (70 kW) Eng. AR30182             |    | 83-86   |     |   | •  |      | 13-0073      |     |    |    | 19   | 84   | 74   |   |   |   |   |   |     |
|                                      |    | 83-86   |     |   | •  |      | 14-0016      |     |    |    | 22   | 51   | 81   |   |   |   |   |   |     |
|                                      |    | 83-86   |     |   | •  |      | 15-1083      |     | 28 | 24 | 54,9 | 90   | 55,5 |   |   |   |   | 4 | 3   |
|                                      |    | 83-86   |     |   | •  |      | 16-1017      |     |    | 24 |      | 94   |      |   |   |   |   |   |     |
| <b>Brera (177) '06-</b>              |   |    | L/R |    |    | NOTE | METELLI ref. | ABS | A  | B  | C    | D    | E    | F | H | I | L | M | Fig |
| 1.8 TBi (147 kW) Eng. 939B1.000      |    | 09-   |     |   | •  |      | 13-0513      |     |    |    | 27   | 98   | 140  |   |   |   |   |   |     |
|                                      |    | 09-   |     |   | •  |      | 15-1595      |     | 30 | 27 | 62   | 101  | 48,6 |   |   |   |   | 4 | 1   |
| 2.0 JTDm (125 kW) Eng. 939B3.000     |    | 09-   |     |   | •  |      | 13-0513      |     |    |    | 27   | 98   | 140  |   |   |   |   |   |     |
|                                      |    | 09-   |     |   | •  |      | 15-1595      |     | 30 | 27 | 62   | 101  | 48,6 |   |   |   |   | 4 | 1   |
| 2.2 JTS (136 kW) Eng. 939A5.000      |    | 06-   |     |   | •  |      | 13-0395      |     |    |    | 26   | 86   | 138  |   |   |   |   |   |     |
|                                      |    | 06-   |     |   | •  |      | 15-1596      |     | 30 | 26 | 61   | 94,1 | 48,6 |   |   |   |   | 4 | 1   |
| 2.4 JTD 20v (147 kW) Eng. 939A3.000  |    | 06-   |     |   | •  |      | 13-0513      |     |    |    | 27   | 98   | 140  |   |   |   |   |   |     |
|                                      |   | 06-   |     |   | •  |      | 15-1595      |     | 30 | 27 | 62   | 101  | 48,6 |   |   |   |   | 4 | 1   |
| 2.4 JTD 20v (154 kW) Eng. 939A9.000  |  | 07-   |     |   | •  |      | 13-0513      |     |    |    | 27   | 98   | 140  |   |   |   |   |   |     |
|                                      |  | 07-   |     |   | •  |      | 15-1595      |     | 30 | 27 | 62   | 101  | 48,6 |   |   |   |   | 4 | 1   |
| 3.2 JTS Q4 (191 kW) Eng. 939A0.000   |  | 06-   |     |   | •  |      | 13-0395      |     |    |    | 26   | 86   | 138  |   |   |   |   |   |     |
|                                      |  | 06-   |     |   | •  |      | 15-1596      |     | 30 | 26 | 61   | 94,1 | 48,6 |   |   |   |   | 4 | 1   |
| <b>Giulietta II (116) '77-'85</b>    |   |  | L/R |  |  | NOTE | METELLI ref. | ABS | A  | B  | C    | D    | E    | F | H | I | L | M | Fig |
| 1.3 (66 kW) Eng. AR01644             |  | 77-83   |     |   | •  | •    | 14-0016      |     |    |    | 22   | 51   | 81   |   |   |   |   |   |     |
|                                      |  | 77-83   |     |   | •  | •    | 16-1017      |     |    | 24 |      | 94   |      |   |   |   |   |   |     |
| 1.6 (79 kW) Eng. AR01600             |  | 77-85   |     |   | •  | •    | 14-0016      |     |    |    | 22   | 51   | 81   |   |   |   |   |   |     |
|                                      |  | 77-85   |     |   | •  | •    | 16-1017      |     |    | 24 |      | 94   |      |   |   |   |   |   |     |
| 1.8 (90 kW) Eng. AR01678             |  | 79-85   |     |   | •  | •    | 14-0016      |     |    |    | 22   | 51   | 81   |   |   |   |   |   |     |
|                                      |  | 79-85   |     |   | •  | •    | 16-1017      |     |    | 24 |      | 94   |      |   |   |   |   |   |     |
| 2.0 (96 kW) Eng. AR01655/ AR11671    |  | 80-85   |     |   | •  | •    | 14-0016      |     |    |    | 22   | 51   | 81   |   |   |   |   |   |     |
|                                      |  | 80-85   |     |   | •  | •    | 16-1017      |     |    | 24 |      | 94   |      |   |   |   |   |   |     |
















| <b>Giulietta II (116) '77-'85</b>    |   |  | L/R |  |  | NOTE | METELLI ref. | ABS | A  | B  | C    | D    | E    | F  | H    | I   | L   | M   | Fig |  |
|--------------------------------------|---|---|-----|---|--|------|--------------|-----|----|----|------|------|------|----|------|-----|-----|-----|-----|--|
| 2.0 TD (61 kW) Eng. VM4HT            |    | 83-85   |     | •   | •  |      | 14-0016      |     |    |    | 22   | 51   | 81   |    |      |     |     |     |     |  |
|                                      |    | 83-85   |     | •   | •  |      | 16-1017      |     |    | 24 |      | 94   |      |    |      |     |     |     |     |  |
| <b>Giulietta III (940) '10-</b>      |   |  | L/R |  |  | NOTE | METELLI ref. | ABS | A  | B  | C    | D    | E    | F  | H    | I   | L   | M   | Fig |  |
| 1.4 T. (125 kW) Eng. 940A2.000       |    | 10-   |     | •   |  |      | 13-0482      |     |    |    | 25   | 78   | 130  |    |      |     |     |     |     |  |
|                                      |    | 10-   |     | •   |  |      | 15-1710      |     | 27 | 25 | 58,9 | 86,9 | 48,2 |    |      |     |     | 4   | 1   |  |
| 1.4 T. (88 kW) Eng. 198A4.000        |    | 10-   |     | •   |  |      | 13-0482      |     |    |    | 25   | 78   | 130  |    |      |     |     |     |     |  |
|                                      |    | 10-   |     | •   |  |      | 15-1710      |     | 27 | 25 | 58,9 | 86,9 | 48,2 |    |      |     |     | 4   | 1   |  |
| 1.6 JTDm (77 kW) Eng. 940A3.000      |    | 10-   |     | •   |  |      | 13-0482      |     |    |    | 25   | 78   | 130  |    |      |     |     |     |     |  |
|                                      |    | 10-   |     | •   |  |      | 15-1710      |     | 27 | 25 | 58,9 | 86,9 | 48,2 |    |      |     |     | 4   | 1   |  |
| 1.8 TBi (173 kW) Eng. 940A1.000      |    | 10-   |     | •   |  |      | 13-0497      |     |    |    | 27   | 98   | 140  |    |      |     |     |     |     |  |
|                                      |    | 10-   |     | •   |  |      | 15-1732      |     | 27 | 27 | 58,9 | 99,9 | 47,8 |    |      |     |     | 4   | 1   |  |
| 2.0 JTDm (103 kW) Eng. 940A5.000     |    | 10-   |     | •   |  |      | 13-0497      |     |    |    | 27   | 98   | 140  |    |      |     |     |     |     |  |
|                                      |    | 10-   |     | •   |  |      | 15-1732      |     | 27 | 27 | 58,9 | 99,9 | 47,8 |    |      |     |     | 4   | 1   |  |
| 2.0 JTDm (125 kW) Eng. 940A4.000     |    | 10-   |     | •   |  |      | 13-0497      |     |    |    | 27   | 98   | 140  |    |      |     |     |     |     |  |
|                                      |    | 10-   |     | •   |  |      | 15-1732      |     | 27 | 27 | 58,9 | 99,9 | 47,8 |    |      |     |     | 4   | 1   |  |
| <b>GT (937) '03-</b>                 |   |  | L/R |  |  | NOTE | METELLI ref. | ABS | A  | B  | C    | D    | E    | F  | H    | I   | L   | M   | Fig |  |
| 1.8 T.S. 16v (103 kW) Eng. AR32205   |    | 11/03-  |     | •   |  |      | 13-0179      |     |    |    | 25   | 86   | 96   |    |      |     |     |     |     |  |
|                                      |   | 03-   |     |   | •  |      | 14-0019      |     |    |    | 25   | 62   | 81   |    |      |     |     |     |     |  |
|                                      |  | 11/03-  |     | •   |  |      | 15-1245      |     | 25 | 25 | 59   | 89   | 47   |    |      |     |     | 4   | 3   |  |
|                                      |  | 03-   |     |   | •  |      | 16-1020      |     |    | 25 |      | 100  |      |    |      |     |     |     |     |  |
|                                      |  | 03-   | L/R |   |  |      | 17-0328      |     | 25 | 25 |      | 89   | 100  |    | 84   |     |     | 497 | s10 |  |
| 1.9 JTD 16v (110 kW) Eng. 937A5.000  |  | 03-   |     | •   |  |      | 13-0093      |     |    |    | 25   | 90   | 107  |    |      |     |     |     |     |  |
|                                      |  | 03-   |     | •   |  |      | 15-1440      |     | 25 | 26 | 59   | 90,9 | 48   |    |      |     |     | 4   | 1   |  |
|                                      |  | 03-   | L   |   |  | M/T  | 17-0910      |     | 25 | 25 |      | 91   | 86   | 43 | 84,3 | 75  | 617 | s3  |     |  |
|                                      |   | 03-   | R   |   |  | M/T  | 17-0911      |     | 25 | 25 |      | 91   | 86   | 43 | 84,3 | 377 | 935 | s4  |     |  |
| 1.9 JTDM 16V (125 kW) Eng. 937A6.000 |  | 08-   |     | •   |  |      | 13-0378      |     |    |    | 25   | 90   | 107  |    |      |     |     |     |     |  |
|                                      |  | 08-   |     | •   |  |      | 15-1550      |     | 25 | 26 | 50,9 | 90,9 | 48   |    |      |     |     | 4   | 1   |  |
| 2.0 JTS (119 kW) Eng. 932A2.000      |  | 06-   |     | •   |  |      | 13-0179      |     |    |    | 25   | 86   | 96   |    |      |     |     |     |     |  |
|                                      |  | 06-   |     | •   |  |      | 15-1245      |     | 25 | 25 | 59   | 89   | 47   |    |      |     |     | 4   | 3   |  |

|   |  |    | L/R    |  |  | NOTE                      | METELLI ref.   | ABS | A  | B  | C  | D   | E   | F | H  | I | L   | M   | Fig |
|---|--|---|--------|---|--|---------------------------|----------------|-----|----|----|----|-----|-----|---|----|---|-----|-----|-----|
| <b>GT (937) '03-</b>                        |  |    | 11/03- |   | •  |                           | <b>13-0179</b> |     |    |    | 25 | 86  | 96  |   |    |   |     |     |     |
|   |  |    | 03-    |   | •  |                           | <b>14-0019</b> |     |    |    | 25 | 62  | 81  |   |    |   |     |     |     |
|   |  |    | 11/03- |   | •  |                           | <b>15-1245</b> |     | 25 | 25 | 59 | 89  | 47  |   |    |   |     | 4   | 3   |
|   |  |    | 03-    |   | •  |                           | <b>16-1020</b> |     |    | 25 |    | 100 |     |   |    |   |     |     |     |
| <b>GTV (116) '78-'87</b>                    |  |    | L/R    |  |  | NOTE                      | METELLI ref.   | ABS | A  | B  | C  | D   | E   | F | H  | I | L   | M   | Fig |
| 2.0 (94 kW) Eng. AR01655/ AR06212           |  |    | 78-86  |   | •  | •                         | <b>14-0016</b> |     |    |    | 22 | 51  | 81  |   |    |   |     |     |     |
|   |  |    | 78-86  |   | •  | •                         | <b>16-1017</b> |     |    | 24 |    | 94  |     |   |    |   |     |     |     |
| 2.0 (96 kW) Eng. AR11655/ AR58484           |  |    | 78-86  |   | •  | •                         | <b>14-0016</b> |     |    |    | 22 | 51  | 81  |   |    |   |     |     |     |
|   |  |    | 78-86  |   | •  | •                         | <b>16-1017</b> |     |    | 24 |    | 94  |     |   |    |   |     |     |     |
| <b>GTV (916C) '95-</b>                      |  |    | L/R    |  |  | NOTE                      | METELLI ref.   | ABS | A  | B  | C  | D   | E   | F | H  | I | L   | M   | Fig |
| 1.8 T.S. 16v (106 kW) Eng. AR32201          |  |    | 98-    |   | •  | +ABS                      | <b>13-0149</b> |     |    |    | 25 | 86  | 96  |   |    |   |     |     |     |
|   |  |    | 98-    |   | •  | +ABS                      | <b>14-0019</b> |     |    |    | 25 | 62  | 81  |   |    |   |     |     |     |
|   |  |    | 98-    |   | •  | +ABS                      | <b>15-1212</b> | 44  | 25 | 25 | 52 | 90  | 47  |   |    |   |     | 4   | 3   |
|   |  |    | 98-    |   | •  | +ABS                      | <b>16-1020</b> |     |    | 25 |    | 100 |     |   |    |   |     |     |     |
|   |  |    | 98-    | L/R   |  | Vett 6063042-             | <b>17-0327</b> |     | 25 | 25 |    | 90  | 100 |   | 85 |   | 488 | s10 |     |
|   |  |    | 98-    | L/R   |  | +ABS, Vett -6063041       | <b>17-0194</b> | 44  | 25 | 25 |    | 90  | 100 |   | 85 |   | 475 | s10 |     |
| 2.0 JTS (121 kW) Eng. 937A1.000             |  |  | 03-    |   | •  |                           | <b>13-0149</b> |     |    |    | 25 | 86  | 96  |   |    |   |     |     |     |
|   |  |  | 03-    |   | •  |                           | <b>15-1258</b> |     | 25 | 25 | 51 | 90  | 47  |   |    |   |     | 4   | 3   |
| 2.0 T.S. 16v (110 kW) Eng. AR16201/ AR32310 |  |  | 95-    |   | •  | +ABS, M/T, Vett 6023168 - | <b>13-0149</b> |     |    |    | 25 | 86  | 96  |   |    |   |     |     |     |
|   |  |  | 95-98  |   | •  | +ABS, Vett -6023168       | <b>13-0020</b> |     |    |    | 25 | 86  | 96  |   |    |   |     |     |     |
|   |  |  | 95-98  |   | •  | +ABS, Vett -6023168       | <b>15-1110</b> | 44  | 25 | 25 | 52 | 90  | 47  |   |    |   |     | 4   | 2   |
|   |  |  | 95-98  |   | •  | +ABS, M/T, Vett 6023168 - | <b>15-1212</b> | 44  | 25 | 25 | 52 | 90  | 47  |   |    |   |     | 4   | 3   |
|   |  |  | 98-    |   | •  |                           | <b>15-1258</b> |     | 25 | 25 | 51 | 90  | 47  |   |    |   |     | 4   | 3   |
|   |  |  | 95-    | L/R   |  | Vett 60603042-            | <b>17-0327</b> |     | 25 | 25 |    | 90  | 100 |   | 85 |   | 488 | s10 |     |
|   |  |  | 95-    | L/R   |  | +ABS, Vett -6063041       | <b>17-0194</b> | 44  | 25 | 25 |    | 90  | 100 |   | 85 |   | 475 | s10 |     |
| 2.0 T.S. 16v (114 kW) Eng. AR32301          |  |  | 98-00  |   | •  | +ABS, M/T                 | <b>13-0149</b> |     |    |    | 25 | 86  | 96  |   |    |   |     |     |     |
|   |  |  | 98-00  |   | •  | M/T                       | <b>14-0019</b> |     |    |    | 25 | 62  | 81  |   |    |   |     |     |     |
|   |  |  | 98-00  |   | •  | +ABS, M/T                 | <b>15-1212</b> | 44  | 25 | 25 | 52 | 90  | 47  |   |    |   |     | 4   | 3   |
|   |  |  | 98-00  |   | •  | M/T                       | <b>16-1020</b> |     |    | 25 |    | 100 |     |   |    |   |     |     |     |
| 2.0 V6 T. (148 kW) Eng. AR16202             |  |  | 6/95-  |   | •  | +ABS, M/T                 | <b>13-0133</b> |     |    |    | 24 | 92  | 84  |   |    |   |     |     |     |
|   |  |  | 6/95-  |   | •  | +ABS, M/T                 | <b>15-1153</b> | 44  | 25 | 28 | 56 | 98  | 47  |   |    |   |     | 4   | 3   |





















| <b>GTV (916C) '95-</b>              |   |  | L/R |  |  | NOTE | METELLI ref. | ABS | A  | B  | C  | D    | E    | F | H    | I  | L   | M  | Fig |
|-------------------------------------|---|---|-----|---|--|------|--------------|-----|----|----|----|------|------|---|------|----|-----|----|-----|
| 3.0 V6 24v (160 kW) Eng. AR16105    |    | 00-   |     | ●   |  | +ABS | 13-0133      |     |    |    | 24 | 92   | 84   |   |      |    |     |    |     |
|                                     |    | 00-   |     | ●   |  | +ABS | 15-1153      | 44  | 25 | 28 | 56 | 98   | 47   |   |      |    |     | 4  | 3   |
| 3.0 V6 24v (162 kW) Eng. AR16102    |    | 10/96-  |     | ●   |  | +ABS | 13-0133      |     |    |    | 24 | 92   | 84   |   |      |    |     |    |     |
|                                     |    | 10/96-  |     | ●   |  | +ABS | 15-1153      | 44  | 25 | 28 | 56 | 98   | 47   |   |      |    |     | 4  | 3   |
| <b>Mito (955) '08-</b>              |   |  | L/R |  |  | NOTE | METELLI ref. | ABS | A  | B  | C  | D    | E    | F | H    | I  | L   | M  | Fig |
| 1.3 JTDM (62 kW) Eng. 199B4.000     |    | 11-   |     | ●   |  |      | 13-0460      |     |    |    | 25 | 78   | 130  |   |      |    |     |    |     |
|                                     |    | 11-   |     | ●   |  |      | 15-1687      |     | 25 | 25 | 51 | 87   | 47,1 |   |      |    |     | 4  | 1   |
| 1.3 JTDm (70 kW) Eng. 199B1.000     |    | 09-   |     | ●   |  |      | 13-0460      |     |    |    | 25 | 78   | 130  |   |      |    |     |    |     |
|                                     |    | 09-   |     | ●   |  |      | 15-1687      |     | 25 | 25 | 51 | 87   | 47,1 |   |      |    |     | 4  | 1   |
| 1.3 JTDM 16V (66 kW) Eng. 199A3.000 |    | 09-   |     | ●   |  |      | 13-0287      |     |    |    | 25 | 78   | 130  |   |      |    |     |    |     |
|                                     |    | 09-   |     | ●   |  |      | 15-1449      |     | 25 | 24 | 51 | 84   | 46   |   |      |    |     | 4  | 1   |
| 1.4 (51 kW) Eng. 955A9.000          |    | 11-   |     | ●   |  |      | 13-0393      |     |    |    | 22 | 72   | 127  |   |      |    |     |    |     |
|                                     |    | 11-   |     | ●   |  |      | 15-1593      |     | 22 | 21 | 51 | 75,1 | 40,5 |   |      |    |     | 4a | 1   |
| 1.4 (57 kW) Eng. 955A1.000          |    | 11-   |     | ●   |  | Gkn  | 13-0393      |     |    |    | 22 | 72   | 127  |   |      |    |     |    |     |
|                                     |    | 11-   |     | ●   |  | Gkn  | 15-1593      |     | 22 | 21 | 51 | 75,1 | 40,5 |   |      |    |     | 4a | 1   |
| 1.4 (70 kW) Eng. 199A6.000          |    | 08-   |     | ●   |  | Gkn  | 13-0393      |     |    |    | 22 | 72   | 127  |   |      |    |     |    |     |
|                                     |    | 08-   |     | ●   |  | Gkn  | 15-1593      |     | 22 | 21 | 51 | 75,1 | 40,5 |   |      |    |     | 4a | 1   |
| 1.4 (77 kW) Eng. 955A6.000          |    | 09-   |     | ●   |  |      | 13-0420      |     |    |    | 23 | 78   | 90   |   |      |    |     |    |     |
|                                     |   | 09-   |     | ●   |  |      | 15-1637      |     | 22 | 22 | 51 | 79,1 | 39,8 |   |      |    |     | 4a | 1   |
| 1.4 16v (58 kW) Eng. 955A1.000      |  | 08-   |     | ●   |  | Gkn  | 13-0393      |     |    |    | 22 | 72   | 127  |   |      |    |     |    |     |
|                                     |  | 08-   |     | ●   |  | Gkn  | 15-1593      |     | 22 | 21 | 51 | 75,1 | 40,5 |   |      |    |     | 4a | 1   |
|                                     |  | 08-   | L   |   |  |      | 17-0799      |     | 22 |    | 22 | 75,1 | 72,7 |   | 79,5 | 61 | 650 | s3 |     |
|                                     |   | 08-   | R   |   |  |      | 17-0800      |     | 22 |    | 22 | 75,1 | 72,7 |   | 79,5 | 61 | 887 | s3 |     |
| 1.4 T (88 kW) Eng. 198A4.000        |  | 09-   |     | ●   |  |      | 13-0460      |     |    |    | 25 | 78   | 130  |   |      |    |     |    |     |
|                                     |  | 09-   |     | ●   |  |      | 15-1687      |     | 25 | 25 | 51 | 87   | 47,1 |   |      |    |     | 4  | 1   |
| 1.4 T. (125 kW) Eng. 940A2.000      |  | 10-   |     | ●   |  |      | 13-0460      |     |    |    | 25 | 78   | 130  |   |      |    |     |    |     |
|                                     |  | 10-   |     | ●   |  |      | 15-1687      |     | 25 | 25 | 51 | 87   | 47,1 |   |      |    |     | 4  | 1   |
| 1.4 T. (99 kW) Eng. 955A2.000       |  | 09-   |     | ●   |  |      | 13-0460      |     |    |    | 25 | 78   | 130  |   |      |    |     |    |     |
|                                     |  | 09-   |     | ●   |  |      | 15-1687      |     | 25 | 25 | 51 | 87   | 47,1 |   |      |    |     | 4  | 1   |


























| Spider (939) '06-                   |  | L/R |  |  | NOTE | METELLI ref. | ABS | A  | B  | C  | D    | E    | F | H | I | L | M | Fig |  |
|-------------------------------------|---|-----|---|--|------|--------------|-----|----|----|----|------|------|---|---|---|---|---|-----|--|
| 1.8 TBi (147 kW) Eng. 939B1.000     |  | 09- |   | •  |      | 13-0513      |     |    |    | 27 | 98   | 140  |   |   |   |   |   |     |  |
|                                     |  | 09- |   | •  |      | 15-1595      |     | 30 | 27 | 62 | 101  | 48,6 |   |   |   |   | 4 | 1   |  |
| 2.0 JTDm (125 kW) Eng. 939B3.000    |  | 09- |   | •  |      | 13-0513      |     |    |    | 27 | 98   | 140  |   |   |   |   |   |     |  |
|                                     |  | 09- |   | •  |      | 15-1595      |     | 30 | 27 | 62 | 101  | 48,6 |   |   |   |   | 4 | 1   |  |
| 2.2 JTS (136 kW) Eng. 939A5.000     |  | 06- |   | •  |      | 13-0395      |     |    |    | 26 | 86   | 138  |   |   |   |   |   |     |  |
|                                     |  | 06- |   | •  |      | 15-1596      |     | 30 | 26 | 61 | 94,1 | 48,6 |   |   |   |   | 4 | 1   |  |
| 2.4 JTD 20v (147 kW) Eng. 939A3.000 |  | 06- |   | •  |      | 13-0395      |     |    |    | 26 | 86   | 138  |   |   |   |   |   |     |  |
|                                     |  | 06- |   | •  |      | 15-1596      |     | 30 | 26 | 61 | 94,1 | 48,6 |   |   |   |   | 4 | 1   |  |
| 2.4 JTD 20v (154 kW) Eng. 939A9.000 |  | 07- |   | •  |      | 13-0513      |     |    |    | 27 | 98   | 140  |   |   |   |   |   |     |  |
|                                     |  | 07- |   | •  |      | 15-1595      |     | 30 | 27 | 62 | 101  | 48,6 |   |   |   |   | 4 | 1   |  |
| 3.2 JTS Q4 (191 kW) Eng. 939A0.000  |  | 06- |   | •  |      | 13-0395      |     |    |    | 26 | 86   | 138  |   |   |   |   |   |     |  |
|                                     |  | 06- |   | •  |      | 15-1596      |     | 30 | 26 | 61 | 94,1 | 48,6 |   |   |   |   | 4 | 1   |  |

## AUDI




















| 100 I (C1) '68-'76             |    | L/R        |    |    | NOTE                             | METELLI ref. | ABS | A  | B  | C    | D  | E  | F | H | I | L | M | Fig |  |
|--------------------------------|---|------------|---|--|----------------------------------|--------------|-----|----|----|------|----|----|---|---|---|---|---|-----|--|
| 1.6 (63 kW) Eng. YM            |    | 75-76      |   | •  | Ch 51000051-61077763             | 13-0024      |     |    |    | 22   | 83 | 79 |   |   |   |   |   |     |  |
|                                |    | 75-76      |   | •  | Ch 51000051-61077763             | 14-0005      |     |    |    | 21   | 94 | 97 |   |   |   |   |   |     |  |
|                                |    | 75-76      |   | •  | Ch 51000051-61077763             | 15-1025      |     | 26 | 25 | 56,5 | 90 | 50 |   |   |   |   | 4 | 3   |  |
|                                |    | 75-76      |   | •  | Ch 51000051-61077763             | 16-1004      |     |    | 33 |      | 94 |    |   |   |   |   |   |     |  |
| 1.8 LS (74 kW) Eng. ZZ         |   | 10/70-7/76 |   | •  | M/T+A/T, Ch 51000051-44J200099   | 13-0024      |     |    |    | 22   | 83 | 79 |   |   |   |   |   |     |  |
|                                |  | 10/70-7/76 |   | •  | M/T+A/T, Ch 51000051-44J200099   | 15-1025      |     | 26 | 25 | 56,5 | 90 | 50 |   |   |   |   | 4 | 3   |  |
| 1.9 GL, Coupe (82 kW) Eng. ZJ  |  | 71-8/76    |   | •  | M/T+A/T, Ch 51000051-61077767    | 13-0024      |     |    |    | 22   | 83 | 79 |   |   |   |   |   |     |  |
|                                |  | 71-8/76    |   | •  | M/T+A/T, Ch 51000051-61077767    | 15-1025      |     | 26 | 25 | 56,5 | 90 | 50 |   |   |   |   | 4 | 3   |  |
| 100 II (43, C2), Avant '76-'83 |  | L/R        |  |  | NOTE                             | METELLI ref. | ABS | A  | B  | C    | D  | E  | F | H | I | L | M | Fig |  |
| 1.6 (63 kW) Eng. YV            |  | 9/76-7/82  |   | •  | M/T+A/T, Ch 4372007746-43C090315 | 13-0024      |     |    |    | 22   | 83 | 79 |   |   |   |   |   |     |  |
|                                |  | 9/76-7/82  |   | •  | M/T+A/T, Ch 4372007746-43C090315 | 14-0006      |     |    |    | 21   | 48 | 80 |   |   |   |   |   |     |  |
|                                |  | 9/76-7/82  |   | •  | M/T+A/T, Ch 4372007746-43C090315 | 15-1025      |     | 26 | 25 | 56,5 | 90 | 50 |   |   |   |   | 4 | 3   |  |
|                                |  | 9/76-7/82  |   | •  | M/T+A/T, Ch 4372007746-43C090315 | 16-1004A     |     |    | 33 |      | 94 |    |   |   |   |   |   |     |  |





















| 100 III (44, 44Q, C3), Avant '82-'91 |       |            | L/R        |   |         | NOTE   | METELLI ref.                                   | ABS     | A  | B  | C    | D    | E     | F   | H | I | L | M | Fig |   |
|--------------------------------------|-------|------------|------------|---|---------|--|--|---------|----|----|------|------|-------|-----|---|---|---|---|-----|---|
| 1.8 (65 kW) Eng. SH                  |       | 86-90      |            | • |         | +ABS, M/T, Ch 44J200100-44M050000                | 13-0100  |         |    |    | 22   | 83   | 79    |     |   |   |   |   |     |   |
|                                      |       | 86-90      |            | • |         | +ABS, M/T+A/T                                    | 13-0024  |         |    |    | 22   | 83   | 79    |     |   |   |   |   |     |   |
|                                      |       | 86-90      |            |   | •       |  | M/T+A/T  | 14-0011 |    |    |      | 24   | 100   | 115 |   |   |   |   |     |   |
|                                      |       |            | 86-90      |   | •       |  | M/T, Ch 44J200100-44M050000                    | 15-1119 |    | 38 | 25   | 59,5 | 90    | 34  |   |   |   |   | 13  | 3 |
|                                      |       |            | 86-90      |   | •       |  | M/T+A/T, Ch 44D090541-44J200099                | 15-1025 |    | 26 | 25   | 56,5 | 90    | 50  |   |   |   |   | 4   | 3 |
|                                      |       |            | 86-90      |   | •       |  | +ABS, A/T, Ch 44J200100-44M050000              | 15-1219 | 45 | 26 | 25   | 56,5 | 90    | 50  |   |   |   |   | 4   | 3 |
|                                      |       |            | 86-90      |   | •       |  | +ABS, M/T, Ch 44J200100-44M050000              | 15-1121 | 45 | 38 | 25   | 59,6 | 90    | 34  |   |   |   |   | 13  | 3 |
|                                      |       | 86-90      |            | • |         | +ABS, M/T+A/T, Ch 44F000001-44J200099            | 15-1127  | 96      | 26 | 25 | 56,5 | 90   | 50    |     |   |   |   | 4 | 3   |   |
|                                      | 86-90 |            |            | • | M/T+A/T | 16-1012  |  |         | 33 |    | 100  |      |       |     |   |   |   |   |     |   |
| 1.8 (66 kW) Eng. JW/ NP              |       | 83-89      |            | • |         | +ABS, M/T, Ch 44J200100-44M050000                | 13-0100  |         |    |    | 22   | 83   | 79    |     |   |   |   |   |     |   |
|                                      |       | 83-89      |            | • |         | +ABS, M/T+A/T                                    | 13-0024  |         |    |    | 22   | 83   | 79    |     |   |   |   |   |     |   |
|                                      |       | 83-89      |            |   | •       |  | M/T+A/T  | 14-0011 |    |    |      | 24   | 100   | 115 |   |   |   |   |     |   |
|                                      |       |            | 83-89      |   | •       |  | M/T, Ch 44J200100-44M050000                    | 15-1119 |    | 38 | 25   | 59,5 | 90    | 34  |   |   |   |   | 13  | 3 |
|                                      |       |            | 83-89      |   | •       |  | M/T+A/T, Ch 44D090541-44J200099                | 15-1025 |    | 26 | 25   | 56,5 | 90    | 50  |   |   |   |   | 4   | 3 |
|                                      |       |            | 83-89      |   | •       |  | +ABS, A/T, Ch 44J200100-44M050000              | 15-1219 | 45 | 26 | 25   | 56,5 | 90    | 50  |   |   |   |   | 4   | 3 |
|                                      |       |            | 83-89      |   | •       |  | +ABS, M/T, Ch 44J200100-44M050000              | 15-1121 | 45 | 38 | 25   | 59,6 | 90    | 34  |   |   |   |   | 13  | 3 |
|                                      |       | 83-89      |            | • |         | +ABS, M/T+A/T, Ch 44F000001-44J200099            | 15-1127  | 96      | 26 | 25 | 56,5 | 90   | 50    |     |   |   |   | 4 | 3   |   |
|                                      | 83-89 |            |            | • | M/T+A/T | 16-1012  |  |         | 33 |    | 100  |      |       |     |   |   |   |   |     |   |
| 1.8 quattro (65 kW) Eng. SH          |       | 1/88-12/90 |            | • |         | +ABS, FWD+RWD, M/T+A/T, Ch 44J200100-44M050000   | 13-0100  |         |    |    | 22   | 83   | 79    |     |   |   |   |   |     |   |
|                                      |       | 86-12/87   |            | • |         | +/-ABS, FWD+RWD, M/T+A/T, Ch 44F023308-44J200099 | 13-0024  |         |    |    | 22   | 83   | 79    |     |   |   |   |   |     |   |
|                                      |       | 86-90      |            |   | •       |  | FWD+RWD  | 14-0012 |    |    |      | 24   | 107,5 | 120 |   |   |   |   |     |   |
|                                      |       |            | 1/88-12/90 |   | •       |  | +ABS, FWD+RWD, M/T+A/T, Ch 44J200100-44M050000 | 15-1121 | 45 | 38 | 25   | 59,6 | 90    | 34  |   |   |   |   | 13  | 3 |
|                                      |       |            | 86-12/87   |   | •       |  | +ABS, FWD+RWD, M/T+A/T, Ch 44F023308-44J200099 | 15-1127 | 96 | 26 | 25   | 56,5 | 90    | 50  |   |   |   |   | 4   | 3 |
|                                      |       |            | 86-12/87   |   | •       |  | -ABS, FWD+RWD, M/T+A/T, Ch 44F023308-44J200099 | 15-1025 |    | 26 | 25   | 56,5 | 90    | 50  |   |   |   |   | 4   | 3 |
|                                      | 86-90 |            |            | • | FWD+RWD | 16-1014  |  |         | 28 |    | 108  |      |       |     |   |   |   |   |     |   |

| 100 III (44, 44Q, C3), Avant '82-'91  |   |  | L/R |  |  | NOTE   | METELLI ref. | ABS | A  | B  | C    | D     | E   | F | H | I | L | M | Fig |   |
|---|---|---|-----|---|---|--|--------------|-----|----|----|------|-------|-----|---|---|---|---|---|-----|---|
| 1.8 quattro (66 kW) Eng. JW/ NP   |    | 1/88-89   |     | •   |   | +ABS, FWD+RWD, M/T+A/T, Ch 44J200100-44M050000   | 13-0100      |     |    |    | 22   | 83    | 79  |   |   |   |   |   |     |   |
|   |   | 10/84-12/87   |     | •   |   | +/-ABS, FWD+RWD, M/T+A/T, Ch 44F023308-44J200099 | 13-0024      |     |    |    | 22   | 83    | 79  |   |   |   |   |   |     |   |
|   |    | 10/84-89  |     |   | •   | FWD+RWD  | 14-0012      |     |    |    | 24   | 107,5 | 120 |   |   |   |   |   |     |   |
|   |    | 1/88-89   |     | •   |   | +ABS, FWD+RWD, M/T+A/T, Ch 44J200100-44M050000   | 15-1121      | 45  | 38 | 25 | 59,6 | 90    | 34  |   |   |   |   |   | 13  | 3 |
|   |   | 10/84-12/87   |     | •   |   | +ABS, FWD+RWD, M/T+A/T, Ch 44F023308-44J200099   | 15-1127      | 96  | 26 | 25 | 56,5 | 90    | 50  |   |   |   |   |   | 4   | 3 |
|   |   | 10/84-12/87   |     | •   |   | -ABS, FWD+RWD, M/T+A/T, Ch 44F023308-44J200099   | 15-1025      |     | 26 | 25 | 56,5 | 90    | 50  |   |   |   |   |   | 4   | 3 |
|  | 10/84-89  |   |     | •   | FWD+RWD   | 16-1014  |              |     | 28 |    | 108  |       |     |   |   |   |   |   |     |   |
| 1.8 quattro Kat (66 kW) Eng. 4B/ PH   |    | 1/88-12/90  |     | •   |   | +ABS, FWD+RWD, M/T+A/T, Ch 44J200100-44M050000   | 13-0100      |     |    |    | 22   | 83    | 79  |   |   |   |   |   |     |   |
|   |   | 85-12/87  |     | •   |   | +ABS, FWD+RWD, M/T+A/T, Ch 44F023308-44J200099   | 13-0024      |     |    |    | 22   | 83    | 79  |   |   |   |   |   |     |   |
|   |    | 85-12/90  |     |   | •   | FWD+RWD  | 14-0012      |     |    |    | 24   | 107,5 | 120 |   |   |   |   |   |     |   |
|   |    | 1/88-12/90  |     | •   |   | +ABS, FWD+RWD, M/T+A/T, Ch 44J200100-44M050000   | 15-1121      | 45  | 38 | 25 | 59,6 | 90    | 34  |   |   |   |   |   | 13  | 3 |
|   |   | 85-12/87  |     | •   |   | FWD+RWD, M/T+A/T, Ch 44F023308-44J200099         | 15-1025      |     | 26 | 25 | 56,5 | 90    | 50  |   |   |   |   |   | 4   | 3 |
|   |   | 85-12/87  |     | •   |   | +ABS, FWD+RWD, M/T+A/T, Ch 44F023308-44J200099   | 15-1127      | 96  | 26 | 25 | 56,5 | 90    | 50  |   |   |   |   |   | 4   | 3 |
|  | 85-12/90  |   |     | •   | FWD+RWD   | 16-1014  |              |     | 28 |    | 108  |       |     |   |   |   |   |   |     |   |
| 1.9 (74 kW) Eng. WH   |    | 8/82-7/84   |     | •   |   | M/T, Ch 43B000001-44J200099                      | 13-0024      |     |    |    | 22   | 83    | 79  |   |   |   |   |   |     |   |
|   |    | 8/82-7/84   |     |   | •   | M/T, Ch 43B000001-44J200099                      | 14-0012      |     |    |    | 24   | 107,5 | 120 |   |   |   |   |   |     |   |
|   |    | 8/82-7/84   |     | •   |   | M/T, Ch 43B000001-44J200099                      | 15-1025      |     | 26 | 25 | 56,5 | 90    | 50  |   |   |   |   | 4 | 3   |   |
|   |   | 8/82-7/84   |     |   | •   | M/T, Ch 43B000001-44J200099                      | 16-1014      |     |    | 28 |      | 108   |     |   |   |   |   |   |     |   |
| 2.0 (83 kW) Eng. SL   |  | 86-87   |     | •   |   | +/-ABS, M/T+A/T, Ch 44F000001-44J200099          | 13-0024      |     |    |    | 22   | 83    | 79  |   |   |   |   |   |     |   |
|   |  | 86-87   |     |   | •   | M/T+A/T, Ch 44F000001-44J200099                  | 14-0012      |     |    |    | 24   | 107,5 | 120 |   |   |   |   |   |     |   |
|   |  | 86-87   |     | •   |   | +ABS, M/T+A/T, Ch 44F000001-44J200099            | 15-1127      | 96  | 26 | 25 | 56,5 | 90    | 50  |   |   |   |   |   | 4   | 3 |
|   |   | 86-87   |     | •   |   | -ABS, M/T+A/T, Ch 44F000001-44J200099            | 15-1025      |     | 26 | 25 | 56,5 | 90    | 50  |   |   |   |   |   | 4   | 3 |
|   |  | 86-87   |     |   | •   | M/T+A/T, Ch 44F000001-44J200099                  | 16-1014      |     |    | 28 |      | 108   |     |   |   |   |   |   |     |   |
| 2.0 (85 kW) Eng. KP   |  | 8/84-12/87  |     | •   |   | +/-ABS, M/T+A/T, Ch 44F000001-44J200099          | 13-0024      |     |    |    | 22   | 83    | 79  |   |   |   |   |   |     |   |
|   |  | 8/84-12/87  |     |   | •   | M/T+A/T, Ch 44F000001-44J200099                  | 14-0012      |     |    |    | 24   | 107,5 | 120 |   |   |   |   |   |     |   |
|   |  | 8/84-12/87  |     | •   |   | +ABS, M/T+A/T, Ch 44F000001-44J200099            | 15-1127      | 96  | 26 | 25 | 56,5 | 90    | 50  |   |   |   |   |   | 4   | 3 |
|   |   | 8/84-12/87  |     | •   |   | -ABS, M/T+A/T, Ch 44F000001-44J200099            | 15-1025      |     | 26 | 25 | 56,5 | 90    | 50  |   |   |   |   |   | 4   | 3 |
|   |  | 8/84-12/87  |     |   | •   | M/T+A/T, Ch 44F000001-44J200099                  | 16-1014      |     |    | 28 |      | 108   |     |   |   |   |   |   |     |   |




















| 100 III (44, 44Q, C3), Avant '82-'91  |   |  | L/R |  |  | NOTE                                  | METELLI ref.                          | ABS     | A  | B  | C   | D     | E   | F  | H | I | L | M | Fig |   |
|---|---|---|-----|---|---|---------------------------------------|---------------------------------------|---------|----|----|-----|-------|-----|----|---|---|---|---|-----|---|
| 2.0 D (51 kW) Eng. CN   |    | 1/88-7/89   | •   |   |   | +/-ABS, M/T, Ch 44J200100-44K300000   | 13-0100                               |         |    |    | 22  | 83    | 79  |    |   |   |   |   |     |   |
|   |   | 8/82-12/88  | •   |   |   | +ABS, M/T+A/T, Ch 43D000001-44J200099 | 13-0024                               |         |    |    | 22  | 83    | 79  |    |   |   |   |   |     |   |
|   |    | 8/82-7/89   |     |   | •   | M/T+A/T                               | 14-0012                               |         |    |    | 24  | 107,5 | 120 |    |   |   |   |   |     |   |
|   |    | 1/88-7/89   | •   |   |   |                                       | +ABS, M/T, Ch 44J200100-44K300000     | 15-1121 | 45 | 38 | 25  | 59,6  | 90  | 34 |   |   |   |   | 13  | 3 |
|   |   | 1/88-7/89   | •   |   |   |                                       | -ABS, M/T, Ch 44J200100-44K300000     | 15-1119 |    | 38 | 25  | 59,5  | 90  | 34 |   |   |   |   | 13  | 3 |
|   |   | 8/82-12/88  | •   |   |   |                                       | +ABS, M/T+A/T, Ch 43D000001-44J200099 | 15-1127 | 96 | 26 | 25  | 56,5  | 90  | 50 |   |   |   |   | 4   | 3 |
|   |   | 8/82-7/88   | •   |   |   |                                       | M/T+A/T, Ch 43A040622-44J200099       | 15-1025 |    | 26 | 25  | 56,5  | 90  | 50 |   |   |   |   | 4   | 3 |
|   |    | 8/82-7/88   | •   |   |   |                                       | +ABS, A/T, Ch 44J200100-44K300000     | 15-1219 | 45 | 26 | 25  | 56,5  | 90  | 50 |   |   |   |   | 4   | 3 |
| 8/82-7/89   |   |   |     |   | •   | M/T+A/T                               | 16-1014                               |         |    | 28 |     | 108   |     |    |   |   |   |   |     |   |
| 2.0 Kat (85 kW) Eng. RT   |    | 1/88-11/90  | •   |   |   | +ABS, A/T                             | 13-0024                               |         |    |    | 22  | 83    | 79  |    |   |   |   |   |     |   |
|   |   | 1/88-12/90  | •   |   |   | +ABS, M/T, Ch 44J200100-44M050000     | 13-0100                               |         |    |    | 22  | 83    | 79  |    |   |   |   |   |     |   |
|   |    | 1/88-12/90  |     |   | •   | M/T+A/T, Ch 44J200100-44M050000       | 14-0012                               |         |    |    | 24  | 107,5 | 120 |    |   |   |   |   |     |   |
|   |    | 1/88-11/90  | •   |   |   |                                       | +ABS, A/T                             | 15-1219 | 45 | 26 | 25  | 56,5  | 90  | 50 |   |   |   |   | 4   | 3 |
|   |   | 1/88-12/90  | •   |   |   |                                       | M/T, Ch 44J200100-44M050000           | 15-1119 |    | 38 | 25  | 59,5  | 90  | 34 |   |   |   |   | 13  | 3 |
|   |   | 1/88-12/90  | •   |   |   |                                       | +ABS, M/T, Ch 44J200100-44K300000     | 15-1121 | 45 | 38 | 25  | 59,6  | 90  | 34 |   |   |   |   | 13  | 3 |
|  | 1/88-12/90  |   |     | •   | M/T+A/T, Ch 44J200100-44M050000   | 16-1014                               |                                       |         | 28 |    | 108 |       |     |    |   |   |   |   |     |   |
| 2.0 TD (64 kW) Eng. DE  |    | 8/82-12/88  | •   |   |   | +ABS, M/T+A/T                         | 13-0024                               |         |    |    | 22  | 83    | 79  |    |   |   |   |   |     |   |
|   |    | 8/82-2/88   |     |   | •   | M/T+A/T                               | 14-0012                               |         |    |    | 24  | 107,5 | 120 |    |   |   |   |   |     |   |
|   |    | 8/82-12/88  | •   |   |   |                                       | +ABS, M/T+A/T, Ch 43D000001-44J200099 | 15-1127 | 96 | 26 | 25  | 56,5  | 90  | 50 |   |   |   |   | 4   | 3 |
|   |   | 8/82-2/88   | •   |   |   |                                       | M/T+A/T, Ch 43C031546-44J200099       | 15-1025 |    | 26 | 25  | 56,5  | 90  | 50 |   |   |   |   | 4   | 3 |
|   |   | 8/82-2/88   |     |   | •   | M/T+A/T                               | 16-1014                               |         |    | 28 |     | 108   |     |    |   |   |   |   |     |   |
| 2.0 TD (74 kW) Eng. NC  |  | 3/88-12/90  | •   |   |   | +/-ABS, M/T, Ch 44J224409-44M050000   | 13-0100                               |         |    |    | 22  | 83    | 79  |    |   |   |   |   |     |   |
|   |  | 3/88-12/90  |     |   | •   | M/T                                   | 14-0012                               |         |    |    | 24  | 107,5 | 120 |    |   |   |   |   |     |   |
|   |  | 3/88-12/90  | •   |   |   |                                       | +ABS, M/T, Ch 44J224409-44M050000     | 15-1121 | 45 | 38 | 25  | 59,6  | 90  | 34 |   |   |   |   | 13  | 3 |
|   |   | 3/88-12/90  | •   |   |   |                                       | -ABS, M/T, Ch 44J224409-44M050000     | 15-1119 |    | 38 | 25  | 59,5  | 90  | 34 |   |   |   |   | 13  | 3 |
|   |  | 3/88-12/90  |     |   | •   | M/T                                   | 16-1014                               |         |    | 28 |     | 108   |     |    |   |   |   |   |     |   |

| 100 III (44, 44Q, C3), Avant '82-'91 |             |             | L/R |   |   | NOTE   | METELLI ref.                                   | ABS      | A  | B  | C  | D    | E     | F   | H | I | L | M  | Fig |
|--------------------------------------|-------------|-------------|-----|---|---|--|--|----------|----|----|----|------|-------|-----|---|---|---|----|-----|
| 2.1 (100 kW) Eng. WC                 |             | 1/84-7/84   |     | ● |   | +ABS, M/T, Ch 44J200100-44M050000              | 13-0100  |          |    |    | 22 | 83   | 79    |     |   |   |   |    |     |
|                                      |             | 8/82-7/84   |     | ● |   | M/T+A/T  | 13-0024  |          |    |    | 22 | 83   | 79    |     |   |   |   |    |     |
|                                      |             | 82-84       |     |   | ● |  | M/T+A/T  | 14-0012  |    |    |    | 24   | 107,5 | 120 |   |   |   |    |     |
|                                      |             | 1/84-7/84   |     | ● |   |  | M/T, Ch 44J200100-44M050000                    | 15-1119  |    | 38 | 25 | 59,5 | 90    | 34  |   |   |   | 13 | 3   |
|                                      |             | 1/84-7/84   |     | ● |   |  | +ABS, A/T, 3Sp, Ch 44J200100-44K300000         | 15-1219  | 45 | 26 | 25 | 56,5 | 90    | 50  |   |   |   | 4  | 3   |
|                                      |             | 1/84-7/84   |     | ● |   |  | +ABS, M/T, Ch 44J200100-44M050000              | 15-1121  | 45 | 38 | 25 | 59,6 | 90    | 34  |   |   |   | 13 | 3   |
|                                      |             | 8/82-7/84   |     | ● |   |  | M/T+A/T, Ch 43A040622-44J200099                | 15-1025  |    | 26 | 25 | 56,5 | 90    | 50  |   |   |   | 4  | 3   |
|                                      |             | 8/82-7/84   |     | ● |   |  | +ABS, M/T+A/T, Ch 44D000001-44J200099          | 15-1127  | 96 | 26 | 25 | 56,5 | 90    | 50  |   |   |   | 4  | 3   |
|                                      | 82-84       |             |     | ● |   | M/T+A/T  | 16-1014  |          |    | 28 |    | 108  |       |     |   |   |   |    |     |
| 2.2 quattro, Kat (101 kW) Eng. KU    |             | 1/88-12/90  |     | ● |   | +ABS, FWD+RWD, M/T+A/T, Ch 44J200100-44M050000 | 13-0100  |          |    |    | 22 | 83   | 79    |     |   |   |   |    |     |
|                                      |             | 10/84-12/87 |     | ● |   | +ABS, FWD+RWD, M/T+A/T                         | 13-0024  |          |    |    | 22 | 83   | 79    |     |   |   |   |    |     |
|                                      |             | 10/84-12/87 |     |   | ● |  | FWD+RWD, M/T+A/T                               | 14-0012  |    |    |    | 24   | 107,5 | 120 |   |   |   |    |     |
|                                      |             | 1/88-12/90  |     | ● |   |  | +ABS, FWD+RWD, M/T+A/T, Ch 44J200100-44M050000 | 15-1121  | 45 | 38 | 25 | 59,6 | 90    | 34  |   |   |   | 13 | 3   |
|                                      |             | 10/84-12/87 |     | ● |   |  | FWD+RWD, M/T+A/T, Ch 44F023308-44J200099       | 15-1025  |    | 26 | 25 | 56,5 | 90    | 50  |   |   |   | 4  | 3   |
|                                      |             | 10/84-12/87 |     | ● |   |  | +ABS, FWD+RWD, M/T+A/T, Ch 44F023308-44J200099 | 15-1127  | 96 | 26 | 25 | 56,5 | 90    | 50  |   |   |   | 4  | 3   |
|                                      |             | 8/85-7/86   |     | ● |   |  | FWD, Ch 44G000001-44G300000                    | 15-1025  |    | 26 | 25 | 56,5 | 90    | 50  |   |   |   | 4  | 3   |
|                                      |             | 8/85-7/86   |     | ● |   |  | +ABS, FWD, Ch 44G000001-44G300000              | 15-1127  | 96 | 26 | 25 | 56,5 | 90    | 50  |   |   |   | 4  | 3   |
|                                      | 10/84-12/87 |             |     | ● |   | FWD+RWD, M/T+A/T                               | 16-1014  |          |    | 28 |    | 108  |       |     |   |   |   |    |     |
| 2.2 T. (121 kW) Eng. MC              |             | 8/86-11/90  |     | ● |   | M/T+A/T, Ch 44H000001-44J200099                | 13-0131  |          |    |    | 24 | 90   | 83    |     |   |   |   |    |     |
|                                      |             | 8/86-11/90  |     | ● |   | +ABS, FWD, M/T, Ch 44J200100-                  | 13-0202  |          |    |    | 24 | 92   | 84    |     |   |   |   |    |     |
|                                      |             | 8/86-12/87  |     | ● |   |  | +ABS, M/T+A/T, Ch 44H000001-44J200099          | 13-0131  |    |    |    | 24   | 90    | 83  |   |   |   |    |     |
|                                      |             | 86-11/90    |     |   | ● |  | M/T+A/T  | 14-0012  |    |    |    | 24   | 107,5 | 120 |   |   |   |    |     |
|                                      |             | 8/86-11/90  |     | ● |   |  | M/T+A/T, Ch 44H000001-44J200099                | 15-1150A |    | 26 | 28 | 56   | 98    | 51  |   |   |   | 4  | 3   |
|                                      |             | 8/86-11/90  |     | ● |   |  | +ABS, FWD, M/T, Ch 44J200100-                  | 15-1277  | 45 | 38 | 28 | 59,6 | 98    | 34  |   |   |   | 13 | 3   |
|                                      |             | 8/86-12/87  |     | ● |   |  | +ABS, M/T+A/T, Ch 44H000001-44J200099          | 15-1203  | 96 | 26 | 28 | 56,6 | 98    | 50  |   |   |   | 4  | 3   |
|                                      |             | 86-11/90    |     |   | ● |  | M/T+A/T  | 16-1014  |    |    | 28 |      | 108   |     |   |   |   |    |     |
| 2.2 T. quattro (121 kW) Eng. MC      |             | 3/86-12/87  |     | ● |   | +ABS, FWD, Ch 44G102130-44J200099              | 13-0131  |          |    |    | 24 | 90   | 83    |     |   |   |   |    |     |
|                                      |             | 8/86-11/90  |     | ● |   | +ABS, FWD, M/T, Ch 44J200100-                  | 13-0202  |          |    |    | 24 | 92   | 84    |     |   |   |   |    |     |
|                                      |             | 3/86-12/87  |     |   | ● |  | FWD, Ch 44G102130-44J200099                    | 14-0012  |    |    |    | 24   | 107,5 | 120 |   |   |   |    |     |
|                                      |             | 3/86-12/87  |     | ● |   |  | FWD, Ch 44G102130-44J200099                    | 15-1150A |    | 26 | 28 | 56   | 98    | 51  |   |   |   | 4  | 3   |
|                                      |             | 3/86-12/87  |     | ● |   |  | +ABS, FWD, Ch 44G102130-44J200099              | 15-1203  | 96 | 26 | 28 | 56,6 | 98    | 50  |   |   |   | 4  | 3   |
|                                      |             | 8/86-11/90  |     | ● |   |  | +ABS, FWD, M/T, Ch 44J200100-                  | 15-1277  | 45 | 38 | 28 | 59,6 | 98    | 34  |   |   |   | 13 | 3   |
|                                      |             | 3/86-12/87  |     |   | ● |  | FWD, Ch 44G102130-44J200099                    | 16-1014  |    |    | 28 |      | 108   |     |   |   |   |    |     |

































| 100 III (44, 44Q, C3), Avant '82-'91  |   |  | L/R  | NOTE   | METELLI ref. | ABS | A  | B  | C    | D     | E   | F | H | I | L | M | Fig |   |
|---|---|---|---|--|--------------|-----|----|----|------|-------|-----|---|---|---|---|---|-----|---|
| 2.3 (98 kW) Eng. NF   |    | 1/90-11/90  | ●   | +ABS, M/T+A/T, 3Sp                               | 13-0024      |     |    |    | 22   | 83    | 79  |   |   |   |   |   |     |   |
|   |   | 1/90-11/90  | ●   | +ABS, M/T+A/T, 4Sp, Ch 44J200100-44M050000       | 13-0100      |     |    |    | 22   | 83    | 79  |   |   |   |   |   |     |   |
|   |    | 1/90-11/90  | ●   | M/T+A/T, 3Sp                                     | 14-0012      |     |    |    | 24   | 107,5 | 120 |   |   |   |   |   |     |   |
|   |   | 1/90-11/90  | ●   | M/T, Ch 44J200100-44M050000                      | 15-1119      |     | 38 | 25 | 59,5 | 90    | 34  |   |   |   |   |   | 13  | 3 |
|   |    | 1/90-11/90  | ●   | M/T+A/T, 3Sp, Ch 44E034756-44J200099             | 15-1025      |     | 26 | 25 | 56,5 | 90    | 50  |   |   |   |   |   | 4   | 3 |
|   |   | 1/90-11/90  | ●   | +ABS, A/T, 3Sp, Ch 44J200100-                    | 15-1219      | 45  | 26 | 25 | 56,5 | 90    | 50  |   |   |   |   |   | 4   | 3 |
|   |   | 1/90-11/90  | ●   | +ABS, M/T+A/T, 4Sp, Ch 44J200100-44M050000       | 15-1121      | 45  | 38 | 25 | 59,6 | 90    | 34  |   |   |   |   |   | 13  | 3 |
|   |    | 1/90-11/90  | ●   | M/T+A/T, 3Sp                                     | 16-1014      |     |    | 28 |      | 108   |     |   |   |   |   |   |     |   |
| 2.3 E (100 kW) Eng. NF  |    | 1/86-12/90  | ●   | +ABS, M/T+A/T, 4Sp, Ch 44J200100-44M050000       | 13-0100      |     |    |    | 22   | 83    | 79  |   |   |   |   |   |     |   |
|   |   | 86-11/90  | ●   | +ABS, M/T+A/T, 3Sp                               | 13-0024      |     |    |    | 22   | 83    | 79  |   |   |   |   |   |     |   |
|   |    | 86-90   | ●   | M/T+A/T, 3Sp                                     | 14-0012      |     |    |    | 24   | 107,5 | 120 |   |   |   |   |   |     |   |
|   |   | 1/86-12/90  | ●   | +ABS, M/T+A/T, 4Sp, Ch 44J200100-44M050000       | 15-1121      | 45  | 38 | 25 | 59,6 | 90    | 34  |   |   |   |   |   | 13  | 3 |
|   |    | 1/88-12/90  | ●   | -ABS, M/T, Ch 44J200100-44M050000                | 15-1119      |     | 38 | 25 | 59,5 | 90    | 34  |   |   |   |   |   | 13  | 3 |
|   |   | 86-11/90  | ●   | M/T+A/T, 3Sp, Ch 44E034756-44J200099             | 15-1025      |     | 26 | 25 | 56,5 | 90    | 50  |   |   |   |   |   | 4   | 3 |
|   |   | 86-11/90  | ●   | +ABS, A/T, 3Sp, Ch 44J200100-                    | 15-1219      | 45  | 26 | 25 | 56,5 | 90    | 50  |   |   |   |   |   | 4   | 3 |
|   |   | 86-12/87  | ●   | +ABS, M/T+A/T, Ch 44E034756-44J200099            | 15-1127      | 96  | 26 | 25 | 56,5 | 90    | 50  |   |   |   |   |   | 4   | 3 |
|    | 86-90   | ●   | M/T+A/T, 3Sp  | 16-1014  |              |     | 28 |    | 108  |       |     |   |   |   |   |   |     |   |
| 2.3 E quattro (100 kW) Eng. NF  |    | 1/88-12/90  | ●   | +ABS, FWD+RWD, M/T+A/T, Ch 44J200100-44M050000   | 13-0100      |     |    |    | 22   | 83    | 79  |   |   |   |   |   |     |   |
|   |   | 86-12/87  | ●   | +ABS, FWD+RWD, M/T+A/T, Ch 44F023308-44J200099   | 13-0024      |     |    |    | 22   | 83    | 79  |   |   |   |   |   |     |   |
|   |    | 86-12/90  | ●   | FWD+RWD, M/T+A/T                                 | 14-0012      |     |    |    | 24   | 107,5 | 120 |   |   |   |   |   |     |   |
|   |   | 1/88-12/90  | ●   | +ABS, FWD+RWD, M/T+A/T, Ch 44J200100-44M050000   | 15-1121      | 45  | 38 | 25 | 59,6 | 90    | 34  |   |   |   |   |   | 13  | 3 |
|   |  | 86-12/87  | ●   | FWD+RWD, M/T+A/T, Ch 44F023308-44J200099         | 15-1025      |     | 26 | 25 | 56,5 | 90    | 50  |   |   |   |   |   | 4   | 3 |
|   |   | 86-12/87  | ●   | +ABS, FWD+RWD, M/T+A/T, Ch 44F023308-44J200099   | 15-1127      | 96  | 26 | 25 | 56,5 | 90    | 50  |   |   |   |   |   | 4   | 3 |
|  | 86-12/90  | ●   | FWD+RWD, M/T+A/T  | 16-1014  |              |     | 28 |    | 108  |       |     |   |   |   |   |   |     |   |
| 2.3 quattro (98 kW) Eng. NF   |  | 1/90-11/90  | ●   | +/-ABS, FWD+RWD, M/T+A/T, Ch 44F023308-44J200099 | 13-0024      |     |    |    | 22   | 83    | 79  |   |   |   |   |   |     |   |
|   |   | 1/90-11/90  | ●   | +ABS, FWD+RWD, M/T+A/T, Ch 44J200100-44M050000   | 13-0100      |     |    |    | 22   | 83    | 79  |   |   |   |   |   |     |   |
|   |  | 1/90-11/90  | ●   | FWD+RWD, M/T+A/T                                 | 14-0012      |     |    |    | 24   | 107,5 | 120 |   |   |   |   |   |     |   |
|   |   | 1/90-11/90  | ●   | +ABS, FWD+RWD, M/T+A/T, Ch 44F023308-44J200099   | 15-1127      | 96  | 26 | 25 | 56,5 | 90    | 50  |   |   |   |   |   | 4   | 3 |
|   |  | 1/90-11/90  | ●   | +ABS, FWD+RWD, M/T+A/T, Ch 44J200100-44M050000   | 15-1121      | 45  | 38 | 25 | 59,6 | 90    | 34  |   |   |   |   |   | 13  | 3 |
|   |   | 1/90-11/90  | ●   | -ABS, FWD+RWD, M/T+A/T, Ch 44F023308-44J200099   | 15-1025      |     | 26 | 25 | 56,5 | 90    | 50  |   |   |   |   |   | 4   | 3 |
|  | 1/90-11/90  | ●   | FWD+RWD, M/T+A/T  | 16-1014  |              |     | 28 |    | 108  |       |     |   |   |   |   |   |     |   |

| 100 III (44, 44Q, C3), Avant '82-'91 |  |            | L/R |   |  | NOTE                                       | METELLI ref. | ABS | A  | B  | C    | D     | E   | F  | H  | I | L | M   | Fig |   |
|--------------------------------------|--|------------|-----|---|--|--|--------------|-----|----|----|------|-------|-----|----|----|---|---|-----|-----|---|
| 2.4 D (60 kW) Eng. 3D                |  | 8/89-12/90 |     | ● |  | +/-ABS, M/T, Ch 44L000001-44M050000        | 13-0100      |     |    |    | 22   | 83    | 79  |    |    |   |   |     |     |   |
|                                      |  | 8/89-7/91  |     | ● |  | +ABS, M/T+A/T, Ch 4AM000001-               | 13-0117      |     |    |    | 22   | 80    | 83  |    |    |   |   |     |     |   |
|                                      |  | 8/89-12/90 |     | ● |  | +ABS, M/T, Ch 44L000001-44M050000          | 15-1121      | 45  | 38 | 25 | 59,6 | 90    | 34  |    |    |   |   |     | 13  | 3 |
|                                      |  | 8/89-12/90 |     | ● |  | -ABS, M/T, Ch 44L000001-44M050000          | 15-1119      |     | 38 | 25 | 59,5 | 90    | 34  |    |    |   |   |     | 13  | 3 |
|                                      |  | 8/89-7/91  |     | ● |  | +ABS, M/T+A/T, Ch 4AM000001-               | 15-1140      | 45  | 38 | 30 | 59,4 | 90    | 34  |    |    |   |   |     | 13  | 2 |
| 2.5 TDi (88 kW) Eng. 1T              |  | 1/90-11/90 |     | ● |  | +ABS, M/T, Ch 44J200100-                   | 13-0202      |     |    |    | 24   | 92    | 84  |    |    |   |   |     |     |   |
|                                      |  | 1/90-11/90 |     | ● |  | +ABS, M/T, Ch 44J200100-                   | 15-1277      | 45  | 38 | 28 | 59,6 | 98    | 34  |    |    |   |   |     | 13  | 3 |
| 100 IV (4A, C4), Avant '90-'94       |  |            | L/R |   |  | NOTE                                       | METELLI ref. | ABS | A  | B  | C    | D     | E   | F  | H  | I | L | M   | Fig |   |
| 2.0 (74 kW) Eng. AAE                 |  | 12/90-7/94 |     | ● |  | +ABS, M/T+A/T, Ch 4AM000001-4AR120000      | 13-0117      |     |    |    | 22   | 80    | 83  |    |    |   |   |     |     |   |
|                                      |  | 12/90-7/94 |     | ● |  | M/T+A/T, Ch 4AM000001-4AR120000            | 14-0012      |     |    |    | 24   | 107,5 | 120 |    |    |   |   |     |     |   |
|                                      |  | 12/90-7/94 |     | ● |  | +ABS, M/T+A/T, Ch 4AM000001-4AR120000      | 15-1140      | 45  | 38 | 30 | 59,4 | 90    | 34  |    |    |   |   |     | 13  | 2 |
|                                      |  | 12/90-7/94 |     | ● |  | M/T+A/T, Ch 4AM000001-4AR120000            | 16-1014      |     |    | 28 |      | 108   |     |    |    |   |   |     |     |   |
| 2.0 E (85 kW) Eng. AAD/ ABK          |  | 12/90-7/94 |     | ● |  | +ABS, M/T+A/T, Ch 4AM000001-4AR120000      | 13-0117      |     |    |    | 22   | 80    | 83  |    |    |   |   |     |     |   |
|                                      |  | 12/90-7/94 |     | ● |  | M/T+A/T, Ch 4AM000001-4AR120000            | 14-0012      |     |    |    | 24   | 107,5 | 120 |    |    |   |   |     |     |   |
|                                      |  | 12/90-7/94 |     | ● |  | +ABS, M/T+A/T, Ch 4AM000001-4AR120000      | 15-1140      | 45  | 38 | 30 | 59,4 | 90    | 34  |    |    |   |   |     | 13  | 2 |
|                                      |  | 12/90-7/94 |     | ● |  | M/T+A/T, Ch 4AM000001-4AR120000            | 16-1014      |     |    | 28 |      | 108   |     |    |    |   |   |     |     |   |
|                                      |  | 90-94      | L   |   |  | +ABS, A/T                                  | 17-0771      | 45  | 38 |    |      | 88    | 108 |    | 34 |   |   | 507 | s15 |   |
|                                      |  | 90-94      | R   |   |  | +ABS, A/T                                  | 17-0684      | 45  | 38 |    |      | 88    | 130 | 41 | 34 |   |   | 614 | s15 |   |
| 2.0 E quattro (85 kW) Eng. AAD/ ABK  |  | 12/90-7/94 |     | ● |  | +ABS, FWD, Ch 4AM000001-4AR150000          | 13-0117      |     |    |    | 22   | 80    | 83  |    |    |   |   |     |     |   |
|                                      |  | 12/90-7/94 |     | ● |  | +ABS, RWD, M/T+A/T, Ch 4AM000001-4AR150000 | 13-0100      |     |    |    | 22   | 83    | 79  |    |    |   |   |     |     |   |
|                                      |  | 12/90-7/94 |     | ● |  | +ABS, FWD, Ch 4AM000001-4AR150000          | 15-1140      | 45  | 38 | 30 | 59,4 | 90    | 34  |    |    |   |   |     | 13  | 2 |
|                                      |  | 12/90-7/94 |     | ● |  | +ABS, RWD, M/T+A/T, Ch 4AM000001-4AR150000 | 15-1121      | 45  | 38 | 25 | 59,6 | 90    | 34  |    |    |   |   |     | 13  | 3 |
| 2.2 S4 T. quattro (169 kW) Eng. AAN  |  | 8/91-7/94  |     | ● |  | +ABS, FWD, M/T+A/T, Ch 4AN000001-4AR150000 | 13-0144      |     |    |    | 24   | 90    | 90  |    |    |   |   |     |     |   |
|                                      |  | 8/91-7/94  |     | ● |  | +ABS, FWD, Ch 4AN000001-4AR150000          | 14-0012      |     |    |    | 24   | 107,5 | 120 |    |    |   |   |     |     |   |
|                                      |  | 8/91-7/94  |     | ● |  | +ABS, FWD, M/T+A/T, Ch 4AN000001-4AR150000 | 15-1174      | 45  | 38 | 27 | 59,6 | 98    | 34  |    |    |   |   |     | 13  | 2 |
|                                      |  | 8/91-7/94  |     | ● |  | +ABS, FWD, Ch 4AN000001-4AR150000          | 16-1014      |     |    | 28 |      | 108   |     |    |    |   |   |     |     |   |
| 2.3 E (98 kW) Eng. AAR               |  | 12/90-7/94 |     | ● |  | +ABS, M/T+A/T, Ch 4AM000001-4AR120000      | 13-0117      |     |    |    | 22   | 80    | 83  |    |    |   |   |     |     |   |
|                                      |  | 12/90-7/94 |     | ● |  | M/T+A/T, Ch 4AM000001-4AR120000            | 14-0012      |     |    |    | 24   | 107,5 | 120 |    |    |   |   |     |     |   |
|                                      |  | 12/90-7/94 |     | ● |  | +ABS, M/T+A/T, Ch 4AM000001-4AR120000      | 15-1140      | 45  | 38 | 30 | 59,4 | 90    | 34  |    |    |   |   |     | 13  | 2 |
|                                      |  | 12/90-7/94 |     | ● |  | M/T+A/T, Ch 4AM000001-4AR120000            | 16-1014      |     |    | 28 |      | 108   |     |    |    |   |   |     |     |   |

































| 100 IV (4A, C4), Avant '90-'94 |    | L/R        |  |  | NOTE                                       | METELLI ref.   | ABS     | A  | B  | C    | D  | E  | F   | H  | I  | L | M   | Fig |    |   |
|--------------------------------|---|------------|---|---|--|----------------|---------|----|----|------|----|----|-----|----|----|---|-----|-----|----|---|
| 2.3 E quattro (98 kW) Eng. AAR |    | 12/90-7/94 |   | ●   | +ABS, FWD, Ch 4AM000001-4AR150000          | 13-0117        |         |    |    | 22   | 80 | 83 |     |    |    |   |     |     |    |   |
|                                |   | 12/90-7/94 |   | ●   | +ABS, RWD, M/T+A/T, Ch 4AM000001-4AR150000 | 13-0100        |         |    |    | 22   | 83 | 79 |     |    |    |   |     |     |    |   |
|                                |    | 12/90-7/94 |   | ●   | +ABS, FWD, Ch 4AM000001-4AR150000          | 15-1140        | 45      | 38 | 30 | 59,4 | 90 | 34 |     |    |    |   |     | 13  | 2  |   |
|                                |   | 12/90-7/94 |   | ●   | +ABS, RWD, M/T+A/T, Ch 4AM000001-4AR150000 | 15-1121        | 45      | 38 | 25 | 59,6 | 90 | 34 |     |    |    |   |     | 13  | 3  |   |
|                                |    | 90-94      | L   |   |  | +ABS, FWD, A/T | 17-0771 | 45 | 38 |      |    | 88 | 108 |    | 34 |   | 507 | s15 |    |   |
|                                |   | 90-94      | R   |   |  | +ABS, FWD, A/T | 17-0684 | 45 | 38 |      |    | 88 | 130 | 41 | 34 |   | 614 | s15 |    |   |
| 2.4 D (60 kW) Eng. AAS         |    | 12/90-7/94 |   | ●   | +ABS, M/T+A/T, Ch 4AM000001-4AR120000      | 13-0117        |         |    |    | 22   | 80 | 83 |     |    |    |   |     |     |    |   |
|                                |   | 12/90-7/94 |   | ●   | +ABS, M/T+A/T, Ch 4AM000001-4AR120000      | 15-1140        | 45      | 38 | 30 | 59,4 | 90 | 34 |     |    |    |   |     | 13  | 2  |   |
|                                |    | 90-94      | L   |   |  | +ABS, A/T      | 17-0771 | 45 | 38 |      |    | 88 | 108 |    | 34 |   | 507 | s15 |    |   |
|                                |   | 90-94      | L   |   |  | +ABS, M/T      | 17-0684 | 45 | 38 |      |    | 88 | 130 | 41 | 34 |   | 614 | s15 |    |   |
|                                |   | 90-94      | R   |   |  | +ABS, A/T      | 17-0684 | 45 | 38 |      |    | 88 | 130 | 41 | 34 |   | 614 | s15 |    |   |
|                                |   | 90-94      | R   |   |  | +ABS, M/T      | 17-0685 | 45 | 38 |      |    | 88 | 130 | 41 | 34 |   | 650 | s15 |    |   |
| 2.5 TDi (85 kW) Eng. AAT/ ABP  |    | 90-94      |   | ●   | +ABS, M/T, Ch 4AM000001-4AR120000          | 13-0144        |         |    |    | 24   | 90 | 90 |     |    |    |   |     |     |    |   |
|                                |   | 90-94      |   | ●   | +ABS, M/T, Ch 4AM000001-4AR120000          | 15-1174        | 45      | 38 | 27 | 59,6 | 98 | 34 |     |    |    |   |     | 13  | 2  |   |
|                                |    | 90-94      | L   |   |  | +ABS           | 17-0205 | 45 | 38 |      |    | 98 |     |    | 34 |   | 614 | s15 |    |   |
|                                |   | 90-94      | R   |   |  | +ABS           | 17-0206 | 45 | 38 |      |    | 98 |     |    | 34 |   | 650 | s15 |    |   |
| 2.6 (110 kW) Eng. ABC          |    | 4/92-7/94  |   | ●   | +ABS, M/T+A/T, Ch 4AN115189-4AR120000      | 13-0117        |         |    |    | 22   | 80 | 83 |     |    |    |   |     |     |    |   |
|                                |   | 4/92-7/94  |   | ●   | +ABS, M/T+A/T, Ch 4AN115189-4AR120000      | 15-1140        | 45      | 38 | 30 | 59,4 | 90 | 34 |     |    |    |   |     | 13  | 2  |   |
|                                |    | 92-94      | L   |   |  | +ABS, M/T      | 17-0684 | 45 | 38 |      |    | 88 | 130 | 41 | 34 |   | 614 | s15 |    |   |
|                                |   | 92-94      | R   |   |  | +ABS, M/T      | 17-0685 | 45 | 38 |      |    | 88 | 130 | 41 | 34 |   | 650 | s15 |    |   |
| 2.6 quattro (110 kW) Eng. ABC  |   | 3/92-7/94  |   | ●   | +ABS, FWD, Ch 4AN101453-4AR150000          | 13-0117        |         |    |    | 22   | 80 | 83 |     |    |    |   |     |     |    |   |
|                                |   | 3/92-7/94  |   | ●   | +ABS, RWD, M/T+A/T, Ch 4AN101453-4AR150000 | 13-0100        |         |    |    | 22   | 83 | 79 |     |    |    |   |     |     |    |   |
|                                |  | 3/92-7/94  |   | ●   | +ABS, FWD, Ch 4AN101453-4AR150000          | 15-1140        | 45      | 38 | 30 | 59,4 | 90 | 34 |     |    |    |   |     |     | 13 | 2 |
|                                |   | 3/92-7/94  |   | ●   | +ABS, RWD, M/T+A/T, Ch 4AN101453-4AR150000 | 15-1121        | 45      | 38 | 25 | 59,6 | 90 | 34 |     |    |    |   |     |     | 13 | 3 |
| 2.6, quattro (102 kW) Eng. ACZ |  | 93-94      |   | ●   | +ABS                                       | 13-0117        |         |    |    | 22   | 80 | 83 |     |    |    |   |     |     |    |   |
|                                |   | 93-94      |   | ●   | +ABS                                       | 15-1140        | 45      | 38 | 30 | 59,4 | 90 | 34 |     |    |    |   |     |     | 13 | 2 |
| 2.8 E (128 kW) Eng. AAH        |  | 12/90-7/94 |   | ●   | +ABS, M/T+A/T, Ch 4AM000001-4AR120000      | 13-0144        |         |    |    | 24   | 90 | 90 |     |    |    |   |     |     |    |   |
|                                |   | 12/90-7/94 |   | ●   | +ABS, M/T+A/T, Ch 4AM000001-4AR120000      | 15-1174        | 45      | 38 | 27 | 59,6 | 98 | 34 |     |    |    |   |     |     | 13 | 2 |
|                                |  | 12/90-     | L   |   |  | +ABS, M/T      | 17-0205 | 45 | 38 |      |    | 98 |     |    | 34 |   | 614 | s15 |    |   |
|                                |   | 12/90-     | R   |   |  | +ABS, M/T      | 17-0206 | 45 | 38 |      |    | 98 |     |    | 34 |   | 650 | s15 |    |   |
























































| 200 II (44, 44Q), Avant '83-'91   |   |  | L/R |  |  | NOTE   | METELLI ref. | ABS | A  | B  | C    | D     | E   | F | H | I | L | M | Fig |   |
|---|---|---|-----|---|--|--|--------------|-----|----|----|------|-------|-----|---|---|---|---|---|-----|---|
| 2.1 T. (134 kW) Eng. KG   |    | 83-88   |     | ●   |  | +ABS, M/T+A/T, Ch 43A045129-44J200099          | 13-0131      |     |    |    | 24   | 90    | 83  |   |   |   |   |   |     |   |
|   |    | 83-88   |     |   | ●  | +ABS, M/T+A/T, Ch 43A045129-44J200099          | 14-0012      |     |    |    | 24   | 107,5 | 120 |   |   |   |   |   |     |   |
|   |    | 83-88   |     | ●   |  | +ABS, M/T+A/T, Ch 43A045129-44J200099          | 15-1203      | 96  | 26 | 28 | 56,6 | 98    | 50  |   |   |   |   | 4 | 3   |   |
|   |    | 83-88   |     |   | ●  | +ABS, M/T+A/T, Ch 43A045129-44J200099          | 16-1014      |     |    | 28 |      | 108   |     |   |   |   |   |   |     |   |
| 2.1 T. quattro (134 kW) Eng. KG   |    | 83-88   |     | ●   |  | +ABS, FWD, M/T, Ch 44F047749-44J200099         | 13-0131      |     |    |    | 24   | 90    | 83  |   |   |   |   |   |     |   |
|   |    | 83-88   |     | ●   |  | +ABS, RWD, M/T+A/T, Ch 44F047749-44J200099     | 13-0024      |     |    |    | 22   | 83    | 79  |   |   |   |   |   |     |   |
|   |    | 83-88   |     | ●   |  | FWD+RWD, M/T+A/T, Ch 44F047749-44J200099       | 14-0012      |     |    |    | 24   | 107,5 | 120 |   |   |   |   |   |     |   |
|   |    | 83-88   |     | ●   |  | FWD, M/T, Ch 44F047749-44J200099               | 15-1150A     |     | 26 | 28 | 56   | 98    | 51  |   |   |   |   |   | 4   | 3 |
|   |    | 83-88   |     | ●   |  | RWD, M/T+A/T, Ch 44F047749-44J200099           | 15-1025      |     | 26 | 25 | 56,5 | 90    | 50  |   |   |   |   |   | 4   | 3 |
|   |    | 83-88   |     | ●   |  | +ABS, FWD, M/T, Ch 44F047749-44J200099         | 15-1203      | 96  | 26 | 28 | 56,6 | 98    | 50  |   |   |   |   |   | 4   | 3 |
|   |    | 83-88   |     | ●   |  | +ABS, RWD, M/T+A/T, Ch 44F047749-44J200099     | 15-1127      | 96  | 26 | 25 | 56,5 | 90    | 50  |   |   |   |   |   | 4   | 3 |
|   |    | 83-88   |     |   | ●  | FWD+RWD, M/T+A/T, Ch 44F047749-44J200099       | 16-1014      |     |    | 28 |      | 108   |     |   |   |   |   |   |     |   |
| 2.2 (Exc. Avant) (101 kW) Eng. KU   |    | 8/84-7/85   |     | ●   |  | +/-ABS, M/T+A/T, Ch 44F000001-44F300000        | 13-0024      |     |    |    | 22   | 83    | 79  |   |   |   |   |   |     |   |
|   |    | 8/85-12/87  |     | ●   |  | M/T+A/T, Ch 44G000001-44J200099                | 13-0131      |     |    |    | 24   | 90    | 83  |   |   |   |   |   |     |   |
|   |    | 8/84-7/85   |     | ●   |  | M/T+A/T, Ch 44F000001-44J200099                | 14-0012      |     |    |    | 24   | 107,5 | 120 |   |   |   |   |   |     |   |
|   |    | 8/84-7/85   |     | ●   |  | +ABS, M/T+A/T, Ch 44F000001-44F300000          | 15-1127      | 96  | 26 | 25 | 56,5 | 90    | 50  |   |   |   |   |   | 4   | 3 |
|   |    | 8/84-7/85   |     | ●   |  | -ABS, M/T+A/T, Ch 44F000001-44F300000          | 15-1025      |     | 26 | 25 | 56,5 | 90    | 50  |   |   |   |   |   | 4   | 3 |
|   |    | 8/85-12/87  |     | ●   |  | M/T+A/T, Ch 44G000001-44J200099                | 15-1150A     |     | 26 | 28 | 56   | 98    | 51  |   |   |   |   |   | 4   | 3 |
|   |   | 8/84-7/85   |     |   | ●  | M/T+A/T, Ch 44F000001-44J200099                | 16-1014      |     |    | 28 |      | 108   |     |   |   |   |   |   |     |   |
| 2.2 20v T. quattro (162 kW) Eng. 3B   |  | 89-12/90  |     | ●   |  | +ABS, FWD, M/T, Ch 44J200100-                  | 13-0202      |     |    |    | 24   | 92    | 84  |   |   |   |   |   |     |   |
|   |  | 89-12/90  |     | ●   |  | +ABS, RWD, M/T+A/T, Ch 44J200100-44M050000     | 13-0100      |     |    |    | 22   | 83    | 79  |   |   |   |   |   |     |   |
|   |  | 89-12/90  |     | ●   |  | +ABS, FWD+RWD, M/T+A/T, Ch 44J200100-44M050000 | 14-0012      |     |    |    | 24   | 107,5 | 120 |   |   |   |   |   |     |   |
|   |  | 89-12/90  |     | ●   |  | +ABS, FWD, M/T, Ch 44J200100-                  | 15-1277      | 45  | 38 | 28 | 59,6 | 98    | 34  |   |   |   |   |   | 13  | 3 |
|   |  | 89-12/90  |     | ●   |  | +ABS, RWD, M/T+A/T, Ch 44J200100-44M050000     | 15-1121      | 45  | 38 | 25 | 59,6 | 90    | 34  |   |   |   |   |   | 13  | 3 |
|  | 89-12/90  |   |     | ●   | +ABS, FWD+RWD, M/T+A/T, Ch 44J200100-44M050000                                     | 16-1014  |              |     | 28 |    | 108  |       |     |   |   |   |   |   |     |   |
| 2.2 T. (121 kW) Eng. MC   |  | 8/85-12/87  |     | ●   |  | +ABS, M/T+A/T, Ch 44G000001-44J200099          | 13-0131      |     |    |    | 24   | 90    | 83  |   |   |   |   |   |     |   |
|   |  | 8/85-12/87  |     | ●   |  | +ABS, M/T+A/T, Ch 44G000001-44J200099          | 14-0012      |     |    |    | 24   | 107,5 | 120 |   |   |   |   |   |     |   |
|   |  | 8/85-12/87  |     | ●   |  | +ABS, M/T+A/T, Ch 44G000001-44J200099          | 15-1203      | 96  | 26 | 28 | 56,6 | 98    | 50  |   |   |   |   |   | 4   | 3 |
|   |  | 8/85-12/87  |     |   | ●  | +ABS, M/T+A/T, Ch 44G000001-44J200099          | 16-1014      |     |    | 28 |      | 108   |     |   |   |   |   |   |     |   |

| 200 II (44, 44Q), Avant '83-'91 |  |            | L/R |   |   | NOTE                                       | METELLI ref. | ABS | A  | B  | C    | D     | E   | F | H | I | L | M  | Fig |
|---------------------------------|--|------------|-----|---|---|--|--------------|-----|----|----|------|-------|-----|---|---|---|---|----|-----|
| 2.2 T. quattro (121 kW) Eng. MC |  | 2/88-12/90 |     | • |   | +ABS, RWD, M/T+A/T, Ch 44J200100-44M050000 | 13-0100      |     |    |    | 22   | 83    | 79  |   |   |   |   |    |     |
|                                 |  | 8/86-11/90 |     | • |   | +ABS, FWD, M/T, Ch 44J200100-              | 13-0202      |     |    |    | 24   | 92    | 84  |   |   |   |   |    |     |
|                                 |  | 2/88-12/90 |     |   | • | FWD+RWD, M/T+A/T, Ch 44J200100-44M050000   | 14-0012      |     |    |    | 24   | 107,5 | 120 |   |   |   |   |    |     |
|                                 |  | 2/88-12/90 |     | • |   | +ABS, RWD, M/T+A/T, Ch 44J200100-44M050000 | 15-1121      | 45  | 38 | 25 | 59,6 | 90    | 34  |   |   |   |   | 13 | 3   |
|                                 |  | 8/86-11/90 |     | • |   | +ABS, FWD, M/T, Ch 44J200100-              | 15-1277      | 45  | 38 | 28 | 59,6 | 98    | 34  |   |   |   |   | 13 | 3   |
|                                 |  | 2/88-12/90 |     |   | • | FWD+RWD, M/T+A/T, Ch 44J200100-44M050000   | 16-1014      |     |    | 28 |      | 108   |     |   |   |   |   |    |     |
| 2.2 T. quattro (147 kW) Eng. 1B |  | 88-91      |     | • |   | +ABS, FWD, M/T, Ch 44J200100-              | 13-0202      |     |    |    | 24   | 92    | 84  |   |   |   |   |    |     |
|                                 |  | 88-91      |     | • |   | +ABS, RWD, M/T+A/T, Ch 44J200100-44M050000 | 13-0100      |     |    |    | 22   | 83    | 79  |   |   |   |   |    |     |
|                                 |  | 88-91      |     |   | • | FWD+RWD, M/T+A/T, Ch 44J200100-44M050000   | 14-0012      |     |    |    | 24   | 107,5 | 120 |   |   |   |   |    |     |
|                                 |  | 88-91      |     | • |   | +ABS, FWD, M/T, Ch 44J200100-              | 15-1277      | 45  | 38 | 28 | 59,6 | 98    | 34  |   |   |   |   | 13 | 3   |
|                                 |  | 88-91      |     | • |   | +ABS, RWD, M/T+A/T, Ch 44J200100-44M050000 | 15-1121      | 45  | 38 | 25 | 59,6 | 90    | 34  |   |   |   |   | 13 | 3   |
|                                 |  | 88-91      |     |   | • | FWD+RWD, M/T+A/T, Ch 44J200100-44M050000   | 16-1014      |     |    | 28 |      | 108   |     |   |   |   |   |    |     |
| 4000 '78-'87                    |  |            | L/R |   |   | NOTE                                       | METELLI ref. | ABS | A  | B  | C    | D     | E   | F | H | I | L | M  | Fig |
| All models                      |  | 83-87      |     | • |   | FWD, Usa, 2.3 Quattro, 4 Cyl, 5 Cyl Coupè  | 13-0048      |     |    |    | 22   | 83    | 79  |   |   |   |   |    |     |
|                                 |  | 83-87      |     | • |   | RWD, Usa, 2.3 Quattro, D, TD               | 13-0536      |     |    |    | 24   | 90    | 83  |   |   |   |   |    |     |
|                                 |  | 83-87      |     | • |   | FWD, Usa, 2.3 Quattro, 4 Cyl, 5 Cyl Coupè  | 15-1050      |     | 22 | 30 | 51   | 90    | 49  |   |   |   |   | 11 | 2   |
|                                 |  | 83-87      |     | • |   | RWD, Usa, 2.3 Quattro, D, TD               | 15-1150      |     | 26 | 28 | 56,4 | 98    | 51  |   |   |   |   | 4  | 3   |
| 50 (86) '74-'78                 |  |            | L/R |   |   | NOTE                                       | METELLI ref. | ABS | A  | B  | C    | D     | E   | F | H | I | L | M  | Fig |
| 1.1 (37 kW) Eng. HB             |  | 8/74-7/78  |     | • |   | M/T, Ch 8651500001-8682499999              | 13-0036      |     |    |    | 18   | 68    | 94  |   |   |   |   |    |     |
|                                 |  | 8/74-7/78  |     |   | • | M/T, Ch 8651500001-8682499999              | 14-0004      |     |    |    | 21   | 89    | 97  |   |   |   |   |    |     |
|                                 |  | 8/74-7/78  |     | • |   | M/T, Ch 8651500001-8682499999              | 15-1035      |     | 20 | 25 | 45,5 | 77    | 48  |   |   |   |   | 11 | 2   |
|                                 |  | 8/74-7/78  |     |   | • | M/T, Ch 8651500001-8682499999              | 16-1003      |     |    | 33 |      | 92    |     |   |   |   |   |    |     |
| 1.1 (44 kW) Eng. HC             |  | 8/74-7/77  |     | • |   | M/T, Ch 8651500001-8682499999              | 13-0036      |     |    |    | 18   | 68    | 94  |   |   |   |   |    |     |
|                                 |  | 8/74-7/77  |     |   | • | M/T, Ch 8651500001-8682499999              | 14-0004      |     |    |    | 21   | 89    | 97  |   |   |   |   |    |     |
|                                 |  | 8/74-7/77  |     | • |   | M/T, Ch 8651500001-8682499999              | 15-1035      |     | 20 | 25 | 45,5 | 77    | 48  |   |   |   |   | 11 | 2   |
|                                 |  | 8/74-7/77  |     |   | • | M/T, Ch 8651500001-8682499999              | 16-1003      |     |    | 33 |      | 92    |     |   |   |   |   |    |     |
| 1.3 (44 kW) Eng. HH             |  | 8/77-7/78  |     | • |   | M/T, Ch 8651500001-8682499999              | 13-0036      |     |    |    | 18   | 68    | 94  |   |   |   |   |    |     |
|                                 |  | 8/77-7/78  |     |   | • | M/T, Ch 8651500001-8682499999              | 14-0004      |     |    |    | 21   | 89    | 97  |   |   |   |   |    |     |
|                                 |  | 8/77-7/78  |     | • |   | M/T, Ch 8651500001-8682499999              | 15-1035      |     | 20 | 25 | 45,5 | 77    | 48  |   |   |   |   | 11 | 2   |
|                                 |  | 8/77-7/78  |     |   | • | M/T, Ch 8651500001-8682499999              | 16-1003      |     |    | 33 |      | 92    |     |   |   |   |   |    |     |
















| 5000 '78-'87              |   |  | L/R |  |  | NOTE                          | METELLI ref. | ABS | A  | B  | C    | D  | E  | F | H | I | L | M  | Fig |
|---------------------------|---|---|-----|---|--|-------------------------------|--------------|-----|----|----|------|----|----|---|---|---|---|----|-----|
| All models                |    | 78-87   |     | •   |  | Usa, Gas                      | 13-0024      |     |    |    | 22   | 83 | 79 |   |   |   |   |    |     |
|                           |   | 80-87   |     | •   |  | FWD, Quattro, Turbo, D, TD    | 13-0536      |     |    |    | 24   | 90 | 83 |   |   |   |   |    |     |
|                           |    | 78-87   |     | •   |  | Usa, Gas                      | 15-1025      |     | 26 | 25 | 56,5 | 90 | 50 |   |   |   |   | 4  | 3   |
|                           |   | 80-87   |     | •   |  | FWD, Quattro, Turbo, D, TD    | 15-1150      |     | 26 | 28 | 56,4 | 98 | 51 |   |   |   |   | 4  | 3   |
| 80 I (80, 82, B1) '72-'78 |   |  | L/R |  |  | NOTE                          | METELLI ref. | ABS | A  | B  | C    | D  | E  | F | H | I | L | M  | Fig |
| 1.3 (40 kW) Eng. ZA       |    | 5/72-78   |     | •   |  | M/T                           | 13-0047      |     |    |    | 20   | 68 | 80 |   |   |   |   |    |     |
|                           |    | 5/72-78   |     |   | •  | M/T                           | 14-0005      |     |    |    | 21   | 94 | 97 |   |   |   |   |    |     |
|                           |    | 5/72-78   |     | •   |  | M/T                           | 15-1049      |     | 22 | 30 | 51   | 81 | 48 |   |   |   |   | 11 | 3   |
|                           |    | 5/72-78   |     |   | •  | M/T                           | 16-1004      |     |    | 33 |      | 94 |    |   |   |   |   |    |     |
| 1.3 (44 kW) Eng. ZF       |    | 5/72-78   |     | •   |  | M/T                           | 13-0047      |     |    |    | 20   | 68 | 80 |   |   |   |   |    |     |
|                           |    | 5/72-78   |     |   | •  | M/T                           | 14-0005      |     |    |    | 21   | 94 | 97 |   |   |   |   |    |     |
|                           |    | 5/72-78   |     | •   |  | M/T                           | 15-1049      |     | 22 | 30 | 51   | 81 | 48 |   |   |   |   | 11 | 3   |
|                           |    | 5/72-78   |     |   | •  | M/T                           | 16-1004      |     |    | 33 |      | 94 |    |   |   |   |   |    |     |
| 1.5 (55 kW) Eng. YJ/ ZB   |    | 72-75   |     | •   |  | M/T, Ch 8232198265-8252110429 | 13-0047      |     |    |    | 20   | 68 | 80 |   |   |   |   |    |     |
|                           |    | 72-75   |     |   | •  | M/T, Ch 8232198265-8252110429 | 14-0005      |     |    |    | 21   | 94 | 97 |   |   |   |   |    |     |
|                           |    | 72-75   |     | •   |  | M/T, Ch 8232198265-8252110429 | 15-1049      |     | 22 | 30 | 51   | 81 | 48 |   |   |   |   | 11 | 3   |
|                           |    | 72-75   |     |   | •  | M/T, Ch 8232198265-8252110429 | 16-1004      |     |    | 33 |      | 94 |    |   |   |   |   |    |     |
| 1.5 (63 kW) Eng. ZC       |    | 72-78   |     | •   |  | M/T, Ch 8232198265-8252110429 | 13-0047      |     |    |    | 20   | 68 | 80 |   |   |   |   |    |     |
|                           |   | 72-78   |     |   | •  | M/T, Ch 8232198265-8252110429 | 14-0005      |     |    |    | 21   | 94 | 97 |   |   |   |   |    |     |
|                           |  | 72-78   |     | •   |  | M/T, Ch 8232198265-8252110429 | 15-1049      |     | 22 | 30 | 51   | 81 | 48 |   |   |   |   | 11 | 3   |
|                           |  | 72-78   |     |   | •  | M/T, Ch 8232198265-8252110429 | 16-1004      |     |    | 33 |      | 94 |    |   |   |   |   |    |     |
| 1.6 (55 kW) Eng. YN       |  | 75-78   |     | •   |  | M/T+A/T                       | 13-0047      |     |    |    | 20   | 68 | 80 |   |   |   |   |    |     |
|                           |  | 75-78   |     |   | •  | M/T+A/T                       | 14-0005      |     |    |    | 21   | 94 | 97 |   |   |   |   |    |     |
|                           |  | 75-78   |     | •   |  | M/T+A/T                       | 15-1049      |     | 22 | 30 | 51   | 81 | 48 |   |   |   |   | 11 | 3   |
|                           |  | 75-78   |     |   | •  | M/T+A/T                       | 16-1004      |     |    | 33 |      | 94 |    |   |   |   |   |    |     |
| 1.6 (63 kW) Eng. YP       |  | 75-78   |     | •   |  | M/T+A/T                       | 13-0047      |     |    |    | 20   | 68 | 80 |   |   |   |   |    |     |
|                           |  | 75-78   |     |   | •  | M/T+A/T                       | 14-0005      |     |    |    | 21   | 94 | 97 |   |   |   |   |    |     |
|                           |  | 75-78   |     | •   |  | M/T+A/T                       | 15-1049      |     | 22 | 30 | 51   | 81 | 48 |   |   |   |   | 11 | 3   |
|                           |  | 75-78   |     |   | •  | M/T+A/T                       | 16-1004      |     |    | 33 |      | 94 |    |   |   |   |   |    |     |






















| <b>80 I (80, 82, B1) '72-'78</b>  |   |  | L/R |  |  | NOTE                         | METELLI ref. | ABS | A  | B  | C  | D  | E  | F | H | I | L | M  | Fig |  |
|-----------------------------------|---|---|-----|---|---|------------------------------|--------------|-----|----|----|----|----|----|---|---|---|---|----|-----|--|
| 1.6 GT (74 kW) Eng. XX            |    | 9/73-76   |     | •   |   | M/T+A/T                      | 13-0047      |     |    |    | 20 | 68 | 80 |   |   |   |   |    |     |  |
|                                   |    | 9/73-76   |     | •   |   | M/T+A/T                      | 14-0005      |     |    |    | 21 | 94 | 97 |   |   |   |   |    |     |  |
|                                   |    | 9/73-76   |     | •   |   | M/T+A/T                      | 15-1049      |     | 22 | 30 | 51 | 81 | 48 |   |   |   |   | 11 | 3   |  |
|                                   |    | 9/73-76   |     | •   |   | M/T+A/T                      | 16-1004      |     |    | 33 |    | 94 |    |   |   |   |   |    |     |  |
| 1.6 GTE (81 kW) Eng. YS           |    | 76-8/78   |     | •   |   | M/T+A/T                      | 13-0047      |     |    |    | 20 | 68 | 80 |   |   |   |   |    |     |  |
|                                   |    | 76-8/78   |     | •   |   | M/T+A/T                      | 14-0005      |     |    |    | 21 | 94 | 97 |   |   |   |   |    |     |  |
|                                   |    | 76-8/78   |     | •   |   | M/T+A/T                      | 15-1049      |     | 22 | 30 | 51 | 81 | 48 |   |   |   |   | 11 | 3   |  |
|                                   |    | 76-8/78   |     | •   |   | M/T+A/T                      | 16-1004      |     |    | 33 |    | 94 |    |   |   |   |   |    |     |  |
| <b>80 II (81, 85, B2) '78-'86</b> |   |  | L/R |  |  | NOTE                         | METELLI ref. | ABS | A  | B  | C  | D  | E  | F | H | I | L | M  | Fig |  |
| 1.2 (40 kW) Eng. FY               |    | 78-81   |     | •   |   | Ch 81B020001-81H299000       | 13-0035      |     |    |    | 20 | 68 | 80 |   |   |   |   |    |     |  |
|                                   |   | 78-81   |     | •   |   | M/T, Ch 8232000001-81B020000 | 13-0047      |     |    |    | 20 | 68 | 80 |   |   |   |   |    |     |  |
|                                   |    | 78-81   |     | •   |   | M/T, Ch 8232000001-81H299000 | 14-0005      |     |    |    | 21 | 94 | 97 |   |   |   |   |    |     |  |
|                                   |    | 78-81   |     | •   |   | Ch 81B020001-81H299000       | 15-1096      |     | 22 | 30 | 51 | 81 | 48 |   |   |   |   | 11 | 2   |  |
|                                   |   | 78-81   |     | •   |   | M/T, Ch 8232000001-81B020000 | 15-1049      |     | 22 | 30 | 51 | 81 | 48 |   |   |   |   | 11 | 3   |  |
|                                   |    | 78-81   |     | •   |   | M/T, Ch 8232000001-81H299000 | 16-1004      |     |    | 33 |    | 94 |    |   |   |   |   |    |     |  |
| 1.2 (44 kW) Eng. FZ               |    | 78-81   |     | •   |   | Ch 81B020001-81H299000       | 13-0035      |     |    |    | 20 | 68 | 80 |   |   |   |   |    |     |  |
|                                   |   | 78-81   |     | •   |   | M/T, Ch 8232000001-81B020000 | 13-0047      |     |    |    | 20 | 68 | 80 |   |   |   |   |    |     |  |
|                                   |    | 78-81   |     | •   |   | M/T, Ch 8232000001-81H299000 | 14-0005      |     |    |    | 21 | 94 | 97 |   |   |   |   |    |     |  |
|                                   |    | 78-81   |     | •   |   | Ch 81B020001-81H299000       | 15-1096      |     | 22 | 30 | 51 | 81 | 48 |   |   |   |   | 11 | 2   |  |
|                                   |   | 78-81   |     | •   |   | M/T, Ch 8232000001-81B020000 | 15-1049      |     | 22 | 30 | 51 | 81 | 48 |   |   |   |   | 11 | 3   |  |
|                                   |   | 78-81   |     | •   |   | M/T, Ch 8232000001-81H299000 | 16-1004      |     |    | 33 |    | 94 |    |   |   |   |   |    |     |  |
| 1.3 (44 kW) Eng. EP               |  | 78-86   |     | •   |   | Ch 81B020001-81H299000       | 13-0035      |     |    |    | 20 | 68 | 80 |   |   |   |   |    |     |  |
|                                   |   | 78-86   |     | •   |   | M/T, Ch 8232000001-81B020000 | 13-0047      |     |    |    | 20 | 68 | 80 |   |   |   |   |    |     |  |
|                                   |  | 78-86   |     | •   |   | M/T, Ch 8232000001-81H299000 | 14-0005      |     |    |    | 21 | 94 | 97 |   |   |   |   |    |     |  |
|                                   |  | 78-86   |     | •   |   | Ch 81B020001-81H299000       | 15-1096      |     | 22 | 30 | 51 | 81 | 48 |   |   |   |   | 11 | 2   |  |
|                                   |   | 78-86   |     | •   |   | M/T, Ch 8232000001-81B020000 | 15-1049      |     | 22 | 30 | 51 | 81 | 48 |   |   |   |   | 11 | 3   |  |
|                                   |  | 78-86   |     | •   |   | M/T, Ch 8232000001-81H299000 | 16-1004      |     |    | 33 |    | 94 |    |   |   |   |   |    |     |  |

















| 80 II (81, 85, B2) '78-'86  |    | L/R  | NOTE | METELLI ref.                     | ABS                              | A       | B  | C  | D  | E  | F  | H | I | L | M | Fig |   |
|-----------------------------|---|--|------|----------------------------------|----------------------------------|---------|----|----|----|----|----|---|---|---|---|-----|---|
| 1.6 (55 kW) Eng. FS/ YN/ WV |    | 8/78-7/86  | ●    | M/T+A/T, Ch 81B020001-81H299000  | 13-0035                          |         |    | 20 | 68 | 80 |    |   |   |   |   |     |   |
|                             |   | 8/78-7/86  | ●    | M/T+A/T, Ch 8232198265-81B020000 | 13-0047                          |         |    | 20 | 68 | 80 |    |   |   |   |   |     |   |
|                             |    | 8/78-7/86  |      | ●                                | M/T+A/T, Ch 8232198265-81H299000 | 14-0005 |    |    | 21 | 94 | 97 |   |   |   |   |     |   |
|                             |    | 8/78-7/86  | ●    | M/T+A/T, Ch 81B020001-81H299000  | 15-1096                          |         | 22 | 30 | 51 | 81 | 48 |   |   |   |   | 11  | 2 |
|                             |   | 8/78-7/86  | ●    | M/T+A/T, Ch 8232198265-81B020000 | 15-1049                          |         | 22 | 30 | 51 | 81 | 48 |   |   |   |   | 11  | 3 |
|                             |    | 8/78-7/86  |      | ●                                | M/T+A/T, Ch 8232198265-81H299000 | 16-1004 |    |    | 33 | 94 |    |   |   |   |   |     |   |
| 1.6 (63 kW) Eng. YP         |    | 78-83  | ●    | M/T+A/T, Ch 81B020001-81H299000  | 13-0035                          |         |    | 20 | 68 | 80 |    |   |   |   |   |     |   |
|                             |   | 78-83  | ●    | M/T+A/T, Ch 8232198265-81B020000 | 13-0047                          |         |    | 20 | 68 | 80 |    |   |   |   |   |     |   |
|                             |    | 78-83  |      | ●                                | M/T+A/T, Ch 8232198265-81H299000 | 14-0005 |    |    | 21 | 94 | 97 |   |   |   |   |     |   |
|                             |    | 78-83  | ●    | M/T+A/T, Ch 81B020001-81H299000  | 15-1096                          |         | 22 | 30 | 51 | 81 | 48 |   |   |   |   | 11  | 2 |
|                             |   | 78-83  | ●    | M/T+A/T, Ch 8232198265-81B020000 | 15-1049                          |         | 22 | 30 | 51 | 81 | 48 |   |   |   |   | 11  | 3 |
|                             |    | 78-83  |      | ●                                | M/T+A/T, Ch 8232198265-81H299000 | 16-1004 |    |    | 33 | 94 |    |   |   |   |   |     |   |
| 1.6 D (40 kW) Eng. CR       |    | 8/80-8/86  | ●    | M/T+A/T, Ch 81B000001-81B020000  | 13-0047                          |         |    | 20 | 68 | 80 |    |   |   |   |   |     |   |
|                             |   | 9/80-8/86  | ●    | M/T+A/T, Ch 81B020001-81H299000  | 13-0035                          |         |    | 20 | 68 | 80 |    |   |   |   |   |     |   |
|                             |    | 8/80-8/86  |      | ●                                | M/T+A/T, Ch 81B020001-81H299000  | 14-0005 |    |    | 21 | 94 | 97 |   |   |   |   |     |   |
|                             |    | 8/80-8/86  | ●    | M/T+A/T, Ch 81B000001-81B020000  | 15-1049                          |         | 22 | 30 | 51 | 81 | 48 |   |   |   |   | 11  | 3 |
|                             |   | 9/80-8/86  | ●    | M/T+A/T, Ch 81B020001-81H299000  | 15-1096                          |         | 22 | 30 | 51 | 81 | 48 |   |   |   |   | 11  | 2 |
|                             |    | 8/80-8/86  |      | ●                                | M/T+A/T, Ch 81B020001-81H299000  | 16-1004 |    |    | 33 | 94 |    |   |   |   |   |     |   |
| 1.6 D (40 kW) Eng. JK       |    | 8/80-8/86  | ●    | M/T+A/T, Ch 81B000001-81B020000  | 13-0047                          |         |    | 20 | 68 | 80 |    |   |   |   |   |     |   |
|                             |   | 9/80-8/86  | ●    | M/T+A/T, Ch 81B020001-81H299000  | 13-0035                          |         |    | 20 | 68 | 80 |    |   |   |   |   |     |   |
|                             |  | 8/80-8/86  |      | ●                                | M/T+A/T, Ch 81B020001-81H299000  | 14-0005 |    |    | 21 | 94 | 97 |   |   |   |   |     |   |
|                             |  | 8/80-8/86  | ●    | M/T+A/T, Ch 81B000001-81B020000  | 15-1049                          |         | 22 | 30 | 51 | 81 | 48 |   |   |   |   | 11  | 3 |
|                             |   | 9/80-8/86  | ●    | M/T+A/T, Ch 81B020001-81H299000  | 15-1096                          |         | 22 | 30 | 51 | 81 | 48 |   |   |   |   | 11  | 2 |
|                             |  | 8/80-8/86  |      | ●                                | M/T+A/T, Ch 81B020001-81H299000  | 16-1004 |    |    | 33 | 94 |    |   |   |   |   |     |   |
| 1.6 GLE (81 kW) Eng. YZ     |  | 79-86  | ●    | M/T+A/T, Ch 8232198265-81B020000 | 13-0047                          |         |    | 20 | 68 | 80 |    |   |   |   |   |     |   |
|                             |  | 79-86  |      | ●                                | M/T+A/T, Ch 8232198265-81B020000 | 14-0005 |    |    | 21 | 94 | 97 |   |   |   |   |     |   |
|                             |  | 79-86  | ●    | M/T+A/T, Ch 8232198265-81B020000 | 15-1049                          |         | 22 | 30 | 51 | 81 | 48 |   |   |   |   | 11  | 3 |
|                             |  | 79-86  |      | ●                                | M/T+A/T, Ch 8232198265-81B020000 | 16-1004 |    |    | 33 | 94 |    |   |   |   |   |     |   |
| 1.6 TD (51 kW) Eng. CY      |  | 8/81-5/86  | ●    | M/T+A/T, Ch 81C117462-81H299000  | 13-0035                          |         |    | 20 | 68 | 80 |    |   |   |   |   |     |   |
|                             |  | 8/81-5/86  |      | ●                                | M/T+A/T, Ch 81C117462-81H299000  | 14-0005 |    |    | 21 | 94 | 97 |   |   |   |   |     |   |
|                             |  | 8/81-5/86  | ●    | M/T+A/T, Ch 81C117462-81H299000  | 15-1096                          |         | 22 | 30 | 51 | 81 | 48 |   |   |   |   | 11  | 2 |
|                             |  | 8/81-5/86  |      | ●                                | M/T+A/T, Ch 81C117462-81H299000  | 16-1004 |    |    | 33 | 94 |    |   |   |   |   |     |   |





























| 80 II (81, 85, B2) '78-'86  |   |    | L/R  |  | NOTE                            | METELLI ref.                    | ABS            | A       | B  | C  | D    | E     | F   | H  | I | L | M | Fig |    |   |  |
|---|---|---|---|---|---------------------------------|---------------------------------|----------------|---------|----|----|------|-------|-----|----|---|---|---|-----|----|---|--|
| 1.8 GTE, quattro (82 kW) Eng. DZ  |    | 4/85-8/86   | ●   |   | +/-ABS, RWD, M/T, Ch -89J350000 | 13-0024                         |                |         |    | 22 | 83   | 79    |     |    |   |   |   |     |    |   |  |
|   |   | 8/84-3/85   | ●   |   | +ABS, RWD, M/T                  | 13-0131                         |                |         |    | 24 | 90   | 83    |     |    |   |   |   |     |    |   |  |
|   |   | 8/84-3/85   | ●   |   |                                 | -ABS, RWD, M/T                  | 13-0536        |         |    |    | 24   | 90    | 83  |    |   |   |   |     |    |   |  |
|   |   | 8/84-8/86   | ●   |   |                                 | -ABS, FWD, M/T                  | 13-0048        |         |    |    | 22   | 83    | 79  |    |   |   |   |     |    |   |  |
|   |    | 4/85-8/86   |   |   | ●                               | RWD, M/T, Ch -89J350000         | 14-0006        |         |    |    | 21   | 48    | 80  |    |   |   |   |     |    |   |  |
|   |   | 8/84-3/85   |   |   | ●                               | RWD, M/T                        | 14-0012        |         |    |    | 24   | 107,5 | 120 |    |   |   |   |     |    |   |  |
|   |    | 4/85-8/86   | ●   |   |                                 | +ABS, RWD, M/T, Ch -89J350000   | 15-1127        | 96      | 26 | 25 | 56,5 | 90    | 50  |    |   |   |   |     | 4  | 3 |  |
|   |   | 4/85-8/86   | ●   |   |                                 | -ABS, RWD, M/T, Ch -89J350000   | 15-1025        |         | 26 | 25 | 56,5 | 90    | 50  |    |   |   |   |     | 4  | 3 |  |
|   |   | 8/84-3/85   | ●   |   |                                 | +ABS, RWD, M/T                  | 15-1203        | 96      | 26 | 28 | 56,6 | 98    | 50  |    |   |   |   |     | 4  | 3 |  |
|   |   | 8/84-3/85   | ●   |   |                                 | -ABS, RWD, M/T                  | 15-1150        |         | 26 | 28 | 56,4 | 98    | 51  |    |   |   |   |     | 4  | 3 |  |
|   |    | 8/84-8/86   | ●   |   |                                 | -ABS, FWD, M/T                  | 15-1050        |         | 22 | 30 | 51   | 90    | 49  |    |   |   |   |     | 11 | 2 |  |
|   |   | 4/85-8/86   |   |   | ●                               | RWD, M/T, Ch -89J350000         | 16-1004A       |         |    | 33 |      | 94    |     |    |   |   |   |     |    |   |  |
|   |   | 8/84-3/85   |   |   | ●                               | RWD, M/T                        | 16-1014        |         |    | 28 |      | 108   |     |    |   |   |   |     |    |   |  |
|   |   |   |   |   | ●                               | FWD, M/T                        | 16-1010        |         |    | 33 |      | 100   |     |    |   |   |   |     |    |   |  |
|   | 1.8, quattro (68 kW) Eng. JN  |    | 4/85-8/86   | ●   |                                 | +/-ABS, RWD, M/T, Ch -89J350000 | 13-0024        |         |    |    | 22   | 83    | 79  |    |   |   |   |     |    |   |  |
|   |   |   | 8/84-3/85   | ●   |                                 |                                 | +ABS, RWD, M/T | 13-0131 |    |    |      | 24    | 90  | 83 |   |   |   |     |    |   |  |
| 8/84-3/85   |   |   | ●   |   |                                 | -ABS, RWD, M/T                  | 13-0536        |         |    |    | 24   | 90    | 83  |    |   |   |   |     |    |   |  |
| 8/84-8/86   |   |   | ●   |   |                                 | -ABS, FWD, M/T                  | 13-0048        |         |    |    | 22   | 83    | 79  |    |   |   |   |     |    |   |  |
|    |   | 4/85-8/86   |   |   | ●                               | RWD, M/T, Ch -89J350000         | 14-0006        |         |    |    | 21   | 48    | 80  |    |   |   |   |     |    |   |  |
|   |   | 8/84-3/85   |   |   | ●                               | RWD, M/T                        | 14-0012        |         |    |    | 24   | 107,5 | 120 |    |   |   |   |     |    |   |  |
|  |   | 4/85-8/86   | ●   |   |                                 | +ABS, RWD, M/T, Ch -89J350000   | 15-1127        | 96      | 26 | 25 | 56,5 | 90    | 50  |    |   |   |   |     | 4  | 3 |  |
|   |   | 4/85-8/86   | ●   |   |                                 | -ABS, RWD, M/T, Ch -89J350000   | 15-1025        |         | 26 | 25 | 56,5 | 90    | 50  |    |   |   |   |     | 4  | 3 |  |
|   |   | 8/84-3/85   | ●   |   |                                 | +ABS, RWD, M/T                  | 15-1203        | 96      | 26 | 28 | 56,6 | 98    | 50  |    |   |   |   |     | 4  | 3 |  |
|   |   | 8/84-3/85   | ●   |   |                                 | -ABS, RWD, M/T                  | 15-1150        |         | 26 | 28 | 56,4 | 98    | 51  |    |   |   |   |     | 4  | 3 |  |
|  |   | 8/84-8/86   | ●   |   |                                 | -ABS, FWD, M/T                  | 15-1050        |         | 22 | 30 | 51   | 90    | 49  |    |   |   |   |     | 11 | 2 |  |
|   |   | 4/85-8/86   |   |   | ●                               | RWD, M/T, Ch -89J350000         | 16-1004A       |         |    | 33 |      | 94    |     |    |   |   |   |     |    |   |  |
|   |   | 8/84-3/85   |   |   | ●                               | RWD, M/T                        | 16-1014        |         |    | 28 |      | 108   |     |    |   |   |   |     |    |   |  |
|   |   |   |   |   | ●                               | FWD, M/T                        | 16-1010        |         |    | 33 |      | 100   |     |    |   |   |   |     |    |   |  |
| 1.9 CD-5S (85 kW) Eng. WN   |   |  | 8/81-7/83   | ●   |                                 | M/T+A/T, Ch 81C000001-81D077973 | 13-0035        |         |    |    | 20   | 68    | 80  |    |   |   |   |     |    |   |  |
|   |   |   | 9/81-7/83   | ●   |                                 | M/T+A/T, Ch 81D077974-81D250000 | 13-0048        |         |    |    | 22   | 83    | 79  |    |   |   |   |     |    |   |  |
|   |  | 8/81-7/83   |   |   | ●                               | M/T+A/T, Ch 81C000001-81D077973 | 14-0005        |         |    |    | 21   | 94    | 97  |    |   |   |   |     |    |   |  |
|   |   | 8/81-7/83   | ●   |   |                                 | M/T+A/T, Ch 81C000001-81D077973 | 15-1096        |         | 22 | 30 | 51   | 81    | 48  |    |   |   |   |     | 11 | 2 |  |
|   |  | 9/81-7/83   | ●   |   |                                 | M/T+A/T, Ch 81D077974-81D250000 | 15-1050        |         | 22 | 30 | 51   | 90    | 49  |    |   |   |   |     | 11 | 2 |  |
|   |   | 8/81-7/83   |   |   | ●                               | M/T+A/T, Ch 81C000001-81D077973 | 16-1004        |         |    | 33 |      | 94    |     |    |   |   |   |     |    |   |  |
|  | 9/81-7/83   |   |   | ●   | M/T+A/T, Ch 81D077974-81D250000 | 16-1010                         |                |         | 33 |    | 100  |       |     |    |   |   |   |     |    |   |  |











| <b>80 II (81, 85, B2) '78-'86</b>   |   |    | L/R        |  |  | NOTE                                | METELLI ref.                        | ABS                               | A              | B  | C  | D  | E   | F   | H  | I  | L | M | Fig |     |     |
|---|---|---|------------|---|--|-------------------------------------|-------------------------------------|-----------------------------------|----------------|----|----|----|-----|-----|----|----|---|---|-----|-----|-----|
| 2.2, quattro (85 kW) Eng. WE  |  | 12/82-8/83  |            | •   |  | Ch 81D077974-81H299000              | <b>13-0048</b>                      |                                   |                |    | 22 | 83 | 79  |     |    |    |   |   |     |     |     |
|   |   | 8/80-12/82  |            | •   |  | M/T+A/T, Ch 81B000001-81D077973     | <b>13-0035</b>                      |                                   |                |    | 20 | 68 | 80  |     |    |    |   |   |     |     |     |
|   |  | 8/80-12/82  |            |   | •  |                                     | M/T+A/T, Ch 81B000001-81D077973     | <b>14-0005</b>                    |                |    |    | 21 | 94  | 97  |    |    |   |   |     |     |     |
|   |   | 12/82-8/83  |            |   | •  |                                     | Ch 81D077974-81H299000              | <b>15-1050</b>                    |                | 22 | 30 | 51 | 90  | 49  |    |    |   |   |     | 11  | 2   |
|   |  | 8/80-12/82  |            |   | •  |                                     | M/T+A/T, Ch 81B000001-81D077973     | <b>15-1096</b>                    |                | 22 | 30 | 51 | 81  | 48  |    |    |   |   |     | 11  | 2   |
|   |   | 12/82-8/83  |            |   | •  |                                     | Ch 81D077974-81H299000              | <b>16-1010</b>                    |                |    | 33 |    | 100 |     |    |    |   |   |     |     |     |
|    | 8/80-12/82  |   |            | •   |  | M/T+A/T, Ch 81B000001-81D077973     | <b>16-1004</b>                      |                                   |                | 33 |    | 94 |     |     |    |    |   |   |     |     |     |
|   | <b>80 III (89, 89Q, 8A, B3) '86-'92</b>   |   |            |   |  |                                     |                                     |                                   |                |    |    |    |     |     |    |    |   |   |     |     |     |
|   |   |    | L/R        |  |  | NOTE                                | METELLI ref.                        | ABS                               | A              | B  | C  | D  | E   | F   | H  | I  | L | M | Fig |     |     |
| 1.6 (51 kW) Eng. PP   |  | 9/86-9/91   |            | •   |  | +/-ABS, M/T, Ch 89J373599-8AN200000 | <b>13-0057</b>                      |                                   |                |    | 19 | 75 | 82  |     |    |    |   |   |     |     |     |
|   |   | 9/86-9/91   |            | •   |  | +ABS, M/T, Ch 89H300001-89J373598   | <b>13-0006</b>                      |                                   |                |    | 19 | 75 | 82  |     |    |    |   |   |     |     |     |
|   |   | 9/86-9/91   |            | •   |  |                                     | -ABS, M/T, Ch 89H300001-89J373598   | <b>13-0035</b>                    |                |    |    | 20 | 68  | 80  |    |    |   |   |     |     |     |
|   |  | 9/86-9/91   |            |   | •  |                                     | M/T, Ch 89H300001-89J373598         | <b>14-0005</b>                    |                |    |    | 21 | 94  | 97  |    |    |   |   |     |     |     |
|   |   |    | 9/86-9/91  |   | •  |                                     |                                     | +ABS, M/T, Ch 89H300001-89J373598 | <b>15-1185</b> | 96 | 22 | 30 | 51  | 81  | 48 |    |   |   |     |     | 11  |
|   | 9/86-9/91   |   |            | •   |  |                                     | +ABS, M/T, Ch 89J373599-8AN200000   | <b>15-1122</b>                    | 45             | 33 | 30 | 53 | 81  | 30  |    |    |   |   |     | 13  | 2   |
|   | 9/86-9/91   |   |            | •   |  |                                     | -ABS, M/T, Ch 89H300001-89J373598   | <b>15-1096</b>                    |                | 22 | 30 | 51 | 81  | 48  |    |    |   |   |     | 11  | 2   |
|   | 9/86-9/91   |   |            | •   |  |                                     | -ABS, M/T, Ch 89J373599-8AN200000   | <b>15-1066</b>                    |                | 33 | 30 | 53 | 81  | 30  |    |    |   |   |     | 13  | 2   |
|   |  | 9/86-9/91   |            |   | •  |                                     | M/T, Ch 89H300001-89J373598         | <b>16-1004</b>                    |                |    | 33 |    | 94  |     |    |    |   |   |     |     |     |
|   |   |    | 5/88-12/91 | L   |  |                                     | -ABS                                | <b>17-0183</b>                    |                | 33 | 33 |    | 81  | 94  |    | 30 |   |   |     | 583 | s10 |
|   | 5/88-12/91  |   | R          |   |  |                                     | -ABS                                | <b>17-0184</b>                    |                | 33 | 33 |    | 81  | 94  |    | 30 |   |   |     | 572 | s14 |
|   | 1.6 (55 kW) Eng. RN   |   | 9/86-9/91  |   | •  |                                     | +/-ABS, M/T, Ch 89J373599-8AN200000 | <b>13-0057</b>                    |                |    |    | 19 | 75  | 82  |    |    |   |   |     |     |     |
| 9/86-9/91   |   |   |            | •   |  | +ABS, M/T, Ch 89H300001-89J373598   | <b>13-0006</b>                      |                                   |                |    | 19 | 75 | 82  |     |    |    |   |   |     |     |     |
| 9/86-9/91   |   |   |            | •   |  |                                     | -ABS, M/T, Ch 89H300001-89J373598   | <b>13-0035</b>                    |                |    |    | 20 | 68  | 80  |    |    |   |   |     |     |     |
|  |   | 9/86-9/91   |            |   | •  |                                     | M/T, Ch 89H300001-89J373598         | <b>14-0005</b>                    |                |    |    | 21 | 94  | 97  |    |    |   |   |     |     |     |
|   |   |  | 9/86-9/91  |   | •  |                                     |                                     | +ABS, M/T, Ch 89H300001-89J373598 | <b>15-1185</b> | 96 | 22 | 30 | 51  | 81  | 48 |    |   |   |     |     | 11  |
| 9/86-9/91   |   |   |            | •   |  |                                     | +ABS, M/T, Ch 89J373599-8AN200000   | <b>15-1122</b>                    | 45             | 33 | 30 | 53 | 81  | 30  |    |    |   |   |     | 13  | 2   |
| 9/86-9/91   |   |   |            | •   |  |                                     | -ABS, M/T, Ch 89H300001-89J373598   | <b>15-1096</b>                    |                | 22 | 30 | 51 | 81  | 48  |    |    |   |   |     | 11  | 2   |
| 9/86-9/91   |   |   |            | •   |  |                                     | -ABS, M/T, Ch 89J373599-8AN200000   | <b>15-1066</b>                    |                | 33 | 30 | 53 | 81  | 30  |    |    |   |   |     | 13  | 2   |
|  |   | 9/86-9/91   |            |   | •  |                                     | M/T, Ch 89H300001-89J373598         | <b>16-1004</b>                    |                |    | 33 |    | 94  |     |    |    |   |   |     |     |     |
|   |   |  | 5/88-12/91 | L   |  |                                     | -ABS                                | <b>17-0183</b>                    |                | 33 | 33 |    | 81  | 94  |    | 30 |   |   |     | 583 | s10 |
| 5/88-12/91  |   |   | R          |   |  |                                     | -ABS                                | <b>17-0184</b>                    |                | 33 | 33 |    | 81  | 94  |    | 30 |   |   |     | 572 | s14 |
| 1.6 (75 kW) Eng. ABB  |   |  | 8/90-12/91 | L   |  |                                     | +ABS                                | <b>17-0181</b>                    | 45             | 33 | 33 |    | 88  | 100 |    | 30 |   |   |     | 585 | s10 |
|   | 8/90-12/91  |   | R          |   |  | +ABS                                | <b>17-0182</b>                      | 45                                | 33             | 33 |    | 88 | 100 |     | 30 |    |   |   | 574 | s14 |     |















| 80 III (89, 89Q, 8A, B3) '86-'92  |   | L/R   |  |  | NOTE                              | METELLI ref.                        | ABS     | A  | B  | C  | D  | E   | F  | H | I  | L | M   | Fig |    |   |
|---|--|---|---|---|-----------------------------------|-------------------------------------|---------|----|----|----|----|-----|----|---|----|---|-----|-----|----|---|
| 1.6 D (40 kW) Eng. JK   |   | 9/86-8/91   |   | ●   | -ABS, M/T, Ch 89J373599-89K520000 | 13-0057                             |         |    |    | 19 | 75 | 82  |    |   |    |   |     |     |    |   |
|   |  | 9/86-8/91   |   | ●   | -ABS, M/T+A/T, Ch -89J373598      | 13-0035                             |         |    |    | 20 | 68 | 80  |    |   |    |   |     |     |    |   |
|   |   | 9/86-8/91   |   |   | ●                                 | -ABS, M/T+A/T, Ch -89J373598        | 14-0005 |    |    |    | 21 | 94  | 97 |   |    |   |     |     |    |   |
|   |  | 9/86-8/91   |   | ●   | -ABS, M/T, Ch 89J373599-89K520000 | 15-1066                             |         | 33 | 30 | 53 | 81 | 30  |    |   |    |   |     | 13  | 2  |   |
|   |   | 9/86-8/91   |   | ●   | -ABS, M/T+A/T, Ch -89J373598      | 15-1096                             |         | 22 | 30 | 51 | 81 | 48  |    |   |    |   |     | 11  | 2  |   |
|   |  | 9/86-8/91   |   | ●   | -ABS, M/T+A/T, Ch -89J373598      | 16-1004                             |         |    | 33 |    | 94 |     |    |   |    |   |     |     |    |   |
|   |   | 5/88-12/91  | L   |   |                                   | -ABS                                | 17-0183 |    | 33 | 33 |    | 81  | 94 |   | 30 |   | 583 | s10 |    |   |
|   |  | 5/88-12/91  | R   |   |                                   | -ABS                                | 17-0184 |    | 33 | 33 |    | 81  | 94 |   | 30 |   | 572 | s14 |    |   |
|   | 1.6 TD (59 kW) Eng. RA/ SB   |  | 9/86-8/91   |   | ●                                 | +/-ABS, A/T, Ch 8AL000001-8AN200000 | 13-0081 |    |    |    | 22 | 80  | 88 |   |    |   |     |     |    |   |
|   |  |   | 9/86-8/91   |   | ●                                 | -ABS, M/T, Ch 89J373599-8AN200000   | 13-0057 |    |    |    | 19 | 75  | 82 |   |    |   |     |     |    |   |
|  |  | 9/86-8/91   |   | ●   | +ABS, A/T, Ch 8AL000001-8AN200000 | 15-1112                             | 45      | 33 | 30 | 53 | 88 | 30  |    |   |    |   |     | 13  | 2  |   |
|   |  | 9/86-8/91   |   | ●   | -ABS, A/T, Ch 8AL000001-8AN200000 | 15-1091                             |         | 33 | 30 | 53 | 88 | 30  |    |   |    |   |     |     | 13 | 2 |
|   |  | 9/86-8/91   |   | ●   | -ABS, M/T, Ch 89J373599-8AN200000 | 15-1066                             |         | 33 | 30 | 53 | 81 | 30  |    |   |    |   |     | 13  | 2  |   |
|  |  | 5/88-12/91  | L   |   |                                   | -ABS                                | 17-0183 |    | 33 | 33 |    | 81  | 94 |   | 30 |   | 583 | s10 |    |   |
|   |  | 5/88-12/91  | R   |   |                                   | -ABS                                | 17-0184 |    | 33 | 33 |    | 81  | 94 |   | 30 |   | 572 | s14 |    |   |
| 1.8 (55 kW) Eng. RU   |  |  | 10/86-1/90  |   | ●                                 | +/-ABS, A/T, Ch 89J373599-8AN200000 | 13-0081 |    |    |    | 22 | 80  | 88 |   |    |   |     |     |    |   |
|   |  |   | 10/86-1/90  |   | ●                                 | +/-ABS, M/T, Ch 89J373599-8AN200000 | 13-0057 |    |    |    | 19 | 75  | 82 |   |    |   |     |     |    |   |
|   |  |   | 10/86-1/90  |   | ●                                 | -ABS, M/T+A/T, Ch -89J373598        | 13-0035 |    |    |    | 20 | 68  | 80 |   |    |   |     |     |    |   |
|   | 6/86-10/91   |   |   | ●   | +ABS, A/T, Ch 89H300001-89J373598 | 13-0094                             |         |    |    | 22 | 80 | 88  |    |   |    |   |     |     |    |   |
|   | 9/86-1/90  |   |   | ●   | +ABS, M/T, Ch 89H300001-89J373598 | 13-0006                             |         |    |    | 19 | 75 | 82  |    |   |    |   |     |     |    |   |
|   |   | 10/86-1/90  |   |   | ●                                 | M/T, Ch -89J373598                  | 14-0005 |    |    |    | 21 | 94  | 97 |   |    |   |     |     |    |   |
|   |  | 10/86-1/90  |   | ●   | +ABS, M/T, Ch 89J373599-89N200000 | 15-1122                             | 45      | 33 | 30 | 53 | 81 | 30  |    |   |    |   |     | 13  | 2  |   |
|   |  | 10/86-1/90  |   | ●   | -ABS, A/T, Ch 89J373599-8AN200000 | 15-1091                             |         | 33 | 30 | 53 | 88 | 30  |    |   |    |   |     | 13  | 2  |   |
|   |  | 10/86-1/90  |   | ●   | -ABS, M/T, Ch 89J373599-8AN200000 | 15-1066                             |         | 33 | 30 | 53 | 81 | 30  |    |   |    |   |     | 13  | 2  |   |
|   |  | 10/86-1/90  |   | ●   | -ABS, M/T+A/T, Ch -89J373598      | 15-1096                             |         | 22 | 30 | 51 | 81 | 48  |    |   |    |   |     | 11  | 2  |   |
|   |  | 10/86-8/91  |   | ●   | +ABS, A/T, Ch 89J373599-89N200000 | 15-1112                             | 45      | 33 | 30 | 53 | 88 | 30  |    |   |    |   |     | 13  | 2  |   |
|   |  | 6/86-10/91  |   | ●   | +ABS, A/T, Ch 89H300001-89J373598 | 15-1111                             | 96      | 22 | 30 | 51 | 88 | 49  |    |   |    |   |     | 11  | 2  |   |
|   |  | 9/86-1/90   |   | ●   | +ABS, M/T, Ch 89H300001-89J373598 | 15-1185                             | 96      | 22 | 30 | 51 | 81 | 48  |    |   |    |   |     | 11  | 2  |   |
|   |   | 10/86-1/90  |   |   | ●                                 | M/T, Ch -89J373598                  | 16-1004 |    |    | 33 |    | 94  |    |   |    |   |     |     |    |   |
|   |  | 6/86-10/91  |   |   | ●                                 | +ABS, A/T, Ch -89J373598            | 16-1010 |    |    | 33 |    | 100 |    |   |    |   |     |     |    |   |
|   |  | 5/88-12/91  | L   |   |                                   | -ABS                                | 17-0183 |    | 33 | 33 |    | 81  | 94 |   | 30 |   | 583 | s10 |    |   |
|   |  | 5/88-12/91  | R   |   |                                   | -ABS                                | 17-0184 |    | 33 | 33 |    | 81  | 94 |   | 30 |   | 572 | s14 |    |   |






















| 80 III (89, 89Q, 8A, B3) '86-'92 |   |  | L/R |  |  | NOTE                                   | METELLI ref. | ABS | A  | B  | C    | D  | E   | F   | H | I  | L | M   | Fig |   |
|----------------------------------|---|---|-----|---|--|--|--------------|-----|----|----|------|----|-----|-----|---|----|---|-----|-----|---|
| 1.8 (83 kW) Eng. SD              |    | 6/86-90   |     | ●   |  | +ABS, M/T+A/T, Ch 89H300001-89J373598  | 13-0094      |     |    |    | 22   | 80 | 88  |     |   |    |   |     |     |   |
|                                  |   | 6/86-90   |     | ●   |  | +ABS, M/T+A/T, Ch 89J373599-89N200000  | 13-0081      |     |    |    | 22   | 80 | 88  |     |   |    |   |     |     |   |
|                                  |    | 6/86-90   |     | ●   |  | M/T+A/T, Ch 89J373599-8AN200000        | 15-1091      |     | 33 | 30 | 53   | 88 | 30  |     |   |    |   |     | 13  | 2 |
|                                  |   | 6/86-90   |     | ●   |  | +ABS, M/T+A/T, Ch 89H300001-89J373598  | 15-1111      | 96  | 22 | 30 | 51   | 88 | 49  |     |   |    |   |     | 11  | 2 |
|                                  |   | 6/86-90   |     | ●   |  | +ABS, M/T+A/T, Ch 89J373599-89N200000  | 15-1112      | 45  | 33 | 30 | 53   | 88 | 30  |     |   |    |   |     | 13  | 2 |
|                                  |    | 6/86-90   |     |   | ●  | M/T+A/T, Ch 89H300001-89J373598        | 16-1010      |     |    | 33 |      |    | 100 |     |   |    |   |     |     |   |
|                                  |   | 5/88-90   | L   |   |  | +ABS                                   | 17-0181      | 45  | 33 | 33 |      |    | 88  | 100 |   | 30 |   | 585 | s10 |   |
|                                  |   | 5/88-90   | R   |   |  | +ABS                                   | 17-0182      | 45  | 33 | 33 |      |    | 88  | 100 |   | 30 |   | 574 | s14 |   |
| 1.8 E (82 kW) Eng. DZ            |    | 10/86-8/91  |     | ●   |  | +ABS, M/T+A/T, Ch 89J373599-89N200000  | 13-0081      |     |    |    | 22   | 80 | 88  |     |   |    |   |     |     |   |
|                                  |   | 6/86-10/91  |     | ●   |  | +ABS, M/T+A/T, Ch 89H300001-89J373598  | 13-0094      |     |    |    | 22   | 80 | 88  |     |   |    |   |     |     |   |
|                                  |    | 10/86-1/90  |     | ●   |  | M/T+A/T, Ch 89J373599-8AN200000        | 15-1091      |     | 33 | 30 | 53   | 88 | 30  |     |   |    |   |     | 13  | 2 |
|                                  |   | 10/86-8/91  |     | ●   |  | +ABS, M/T+A/T, Ch 89J373599-89N200000  | 15-1112      | 45  | 33 | 30 | 53   | 88 | 30  |     |   |    |   |     | 13  | 2 |
|                                  |   | 6/86-10/91  |     | ●   |  | +ABS, M/T+A/T, Ch 89H300001-89J373598  | 15-1111      | 96  | 22 | 30 | 51   | 88 | 49  |     |   |    |   |     | 11  | 2 |
|                                  |    | 6/86-10/91  |     |   | ●  | M/T+A/T, Ch 89H300001-89J373598        | 16-1010      |     |    | 33 |      |    | 100 |     |   |    |   |     |     |   |
|                                  |   | 5/88-12/91  | L   |   |  | +ABS                                   | 17-0181      | 45  | 33 | 33 |      |    | 88  | 100 |   | 30 |   | 585 | s10 |   |
|                                  |   | 5/88-12/91  | R   |   |  | +ABS                                   | 17-0182      | 45  | 33 | 33 |      |    | 88  | 100 |   | 30 |   | 574 | s14 |   |
| 1.8 E quattro (82 kW) Eng. DZ    |    | 3/88-9/91   |     | ●   |  | +ABS, FWD, M/T, Ch 89H351001-89N200000 | 13-0081      |     |    |    | 22   | 80 | 88  |     |   |    |   |     |     |   |
|                                  |   | 9/86-9/91   |     | ●   |  | +/-ABS, RWD, M/T, Ch -89J350000        | 13-0024      |     |    |    | 22   | 83 | 79  |     |   |    |   |     |     |   |
|                                  |   | 9/86-9/91   |     | ●   |  | +ABS, FWD, M/T, Ch 89H300001-89J351000 | 13-0094      |     |    |    | 22   | 80 | 88  |     |   |    |   |     |     |   |
|                                  |   | 9/86-9/91   |     | ●   |  | +ABS, RWD, M/T, Ch 89J351001-          | 13-0057      |     |    |    | 19   | 75 | 82  |     |   |    |   |     |     |   |
|                                  |   | 9/86-9/91   |     | ●   |  | -ABS, FWD, M/T, Ch -89J351000          | 13-0048      |     |    |    | 22   | 83 | 79  |     |   |    |   |     |     |   |
|                                  |   | 9/86-9/91   |     |   | ●  | RWD, M/T, Ch -89J350000                | 14-0006      |     |    |    | 21   | 48 | 80  |     |   |    |   |     |     |   |
|                                  |   | 9/86-9/91   |     |   | ●  | RWD, M/T, Ch 89J351001-                | 14-0005      |     |    |    | 21   | 94 | 97  |     |   |    |   |     |     |   |
|                                  |  | 3/88-9/91   |     | ●   |  | +ABS, FWD, M/T, Ch 89H351001-89N200000 | 15-1112      | 45  | 33 | 30 | 53   | 88 | 30  |     |   |    |   |     | 13  | 2 |
|                                  |   | 9/86-9/91   |     | ●   |  | +ABS, FWD, M/T, Ch 89H300001-89J351000 | 15-1111      | 96  | 22 | 30 | 51   | 88 | 49  |     |   |    |   |     | 11  | 2 |
|                                  |   | 9/86-9/91   |     | ●   |  | +ABS, RWD, M/T, Ch -89J350000          | 15-1127      | 96  | 26 | 25 | 56,5 | 90 | 50  |     |   |    |   |     | 4   | 3 |
|                                  |   | 9/86-9/91   |     | ●   |  | +ABS, RWD, M/T, Ch 89J351001-          | 15-1122      | 45  | 33 | 30 | 53   | 81 | 30  |     |   |    |   |     | 13  | 2 |
|                                  |   | 9/86-9/91   |     | ●   |  | -ABS, FWD, M/T, Ch -89J351000          | 15-1050      |     | 22 | 30 | 51   | 90 | 49  |     |   |    |   |     | 11  | 2 |
|                                  |   | 9/86-9/91   |     | ●   |  | -ABS, RWD, M/T, Ch -89J350000          | 15-1025      |     | 26 | 25 | 56,5 | 90 | 50  |     |   |    |   |     | 4   | 3 |
|                                  |  | 9/86-9/91   |     |   | ●  | FWD, M/T, Ch 89H300001-89J351000       | 16-1010      |     |    | 33 |      |    | 100 |     |   |    |   |     |     |   |
|                                  |   | 9/86-9/91   |     |   | ●  | RWD, M/T, Ch -89J350000                | 16-1004A     |     |    | 33 |      |    | 94  |     |   |    |   |     |     |   |
|                                  |   | 9/86-9/91   |     |   | ●  | RWD, M/T, Ch 89J351001-                | 16-1004      |     |    | 33 |      |    | 94  |     |   |    |   |     |     |   |




























| 80 III (89, 89Q, 8A, B3) '86-'92  |    | L/R   |  |  | NOTE                              | METELLI ref.                      | ABS                               | A       | B  | C  | D  | E  | F   | H  | I | L  | M | Fig |     |     |    |    |   |
|---|---|---|---|---|-----------------------------------|-----------------------------------|-----------------------------------|---------|----|----|----|----|-----|----|---|----|---|-----|-----|-----|----|----|---|
| 1.8 S (65 kW) Eng. SF   |    |   |   | •   | M/T+A/T, Ch -89J373598            | 13-0035                           |                                   |         |    | 20 | 68 | 80 |     |    |   |    |   |     |     |     |    |    |   |
|   |   |   |   | •   | +ABS, M/T, Ch 89J373599-89N200000 | 13-0057                           |                                   |         |    | 19 | 75 | 82 |     |    |   |    |   |     |     |     |    |    |   |
|   |   |   |   | •   | +ABS, A/T, Ch 89J373599-89N200000 | 13-0081                           |                                   |         |    | 22 | 80 | 88 |     |    |   |    |   |     |     |     |    |    |   |
|   |   |   |   | •   | +ABS, A/T, Ch 89H300001-89J373598 | 13-0094                           |                                   |         |    | 22 | 80 | 88 |     |    |   |    |   |     |     |     |    |    |   |
|   |   |   |   | •   | +ABS, M/T, Ch 89H300001-89J373598 | 13-0006                           |                                   |         |    | 19 | 75 | 82 |     |    |   |    |   |     |     |     |    |    |   |
|   |    |   |   |   | •                                 | M/T, Ch -89J373598                | 14-0005                           |         |    |    | 21 | 94 | 97  |    |   |    |   |     |     |     |    |    |   |
|   |   |  |   |   | •                                 | A/T, Ch 89J373599-8AN200000       | 15-1091                           |         | 33 | 30 | 53 | 88 | 30  |    |   |    |   |     | 13  | 2   |    |    |   |
|   |   |   |   |   | •                                 | M/T, Ch 89J373599-8AN200000       | 15-1066                           |         | 33 | 30 | 53 | 81 | 30  |    |   |    |   |     |     | 13  | 2  |    |   |
|   |   |   |   |   | •                                 | M/T+A/T, Ch -89J373598            | 15-1096                           |         | 22 | 30 | 51 | 81 | 48  |    |   |    |   |     |     | 11  | 2  |    |   |
|   |   |   |   |   | •                                 | +ABS, M/T, Ch 89J373599-89N200000 | 15-1122                           | 45      | 33 | 30 | 53 | 81 | 30  |    |   |    |   |     |     |     | 13 | 2  |   |
|   |   |   |   |   | •                                 | +ABS, A/T, Ch 89J373599-89N200000 | 15-1112                           | 45      | 33 | 30 | 53 | 88 | 30  |    |   |    |   |     |     |     | 13 | 2  |   |
|   |   |   |   |   | •                                 | +ABS, A/T, Ch 89H300001-89J373598 | 15-1111                           | 96      | 22 | 30 | 51 | 88 | 49  |    |   |    |   |     |     |     | 11 | 2  |   |
|   |   |   |   |   | •                                 | +ABS, M/T, Ch 89H300001-89J373598 | 15-1185                           | 96      | 22 | 30 | 51 | 81 | 48  |    |   |    |   |     |     |     | 11 | 2  |   |
|   |   |  |   |   |                                   | •                                 | M/T, Ch -89J373598                | 16-1004 |    |    | 33 |    | 94  |    |   |    |   |     |     |     |    |    |   |
|   |   |   |   |   |                                   | •                                 | A/T, Ch -89J373598                | 16-1010 |    |    | 33 |    | 100 |    |   |    |   |     |     |     |    |    |   |
|   |   |  |   | L   |                                   |                                   |                                   | 17-0183 |    | 33 | 33 |    | 81  | 94 |   | 30 |   |     | 583 | s10 |    |    |   |
|   |   |   |   | R   |                                   |                                   |                                   | 17-0184 |    | 33 | 33 |    | 81  | 94 |   | 30 |   |     | 572 | s14 |    |    |   |
|   |   | 1.8 S (66 kW) Eng. JN/ NE/ PM   |  |   |                                   | •                                 | M/T+A/T, Ch -89J373598            | 13-0035 |    |    |    | 20 | 68  | 80 |   |    |   |     |     |     |    |    |   |
|   |   |   |   |   |                                   | •                                 | +ABS, M/T, Ch 89J373599-89N200000 | 13-0057 |    |    |    | 19 | 75  | 82 |   |    |   |     |     |     |    |    |   |
|   |   |   |   |   |                                   | •                                 | +ABS, A/T, Ch 89J373599-89N200000 | 13-0081 |    |    |    | 22 | 80  | 88 |   |    |   |     |     |     |    |    |   |
|   |   |   |   | •   | +ABS, A/T, Ch 89H300001-89J373598 | 13-0094                           |                                   |         |    | 22 | 80 | 88 |     |    |   |    |   |     |     |     |    |    |   |
|   |   |   |   | •   | +ABS, M/T, Ch 89H300001-89J373598 | 13-0006                           |                                   |         |    | 19 | 75 | 82 |     |    |   |    |   |     |     |     |    |    |   |
|  |   |   |   |   | •                                 | M/T, Ch -89J373598                | 14-0005                           |         |    |    | 21 | 94 | 97  |    |   |    |   |     |     |     |    |    |   |
|   |  |   |   |   | •                                 | A/T, Ch 89J373599-8AN200000       | 15-1091                           |         | 33 | 30 | 53 | 88 | 30  |    |   |    |   |     |     | 13  | 2  |    |   |
|   |   |   |   |   | •                                 | M/T, Ch 89J373599-8AN200000       | 15-1066                           |         | 33 | 30 | 53 | 81 | 30  |    |   |    |   |     |     |     | 13 | 2  |   |
|   |   |   |   |   | •                                 | M/T+A/T, Ch -89J373598            | 15-1096                           |         | 22 | 30 | 51 | 81 | 48  |    |   |    |   |     |     |     | 11 | 2  |   |
|   |   |   |   |   | •                                 | +ABS, M/T, Ch 89J373599-89N200000 | 15-1122                           | 45      | 33 | 30 | 53 | 81 | 30  |    |   |    |   |     |     |     |    | 13 | 2 |
|   |   |   |   |   | •                                 | +ABS, A/T, Ch 89J373599-89N200000 | 15-1112                           | 45      | 33 | 30 | 53 | 88 | 30  |    |   |    |   |     |     |     |    | 13 | 2 |
|   |   |   |   |   | •                                 | +ABS, A/T, Ch 89H300001-89J373598 | 15-1111                           | 96      | 22 | 30 | 51 | 88 | 49  |    |   |    |   |     |     |     |    | 11 | 2 |
|   |   |   |   |   | •                                 | +ABS, M/T, Ch 89H300001-89J373598 | 15-1185                           | 96      | 22 | 30 | 51 | 81 | 48  |    |   |    |   |     |     |     |    | 11 | 2 |
|   |  |   |   |   |                                   | •                                 | M/T, Ch -89J373598                | 16-1004 |    |    | 33 |    | 94  |    |   |    |   |     |     |     |    |    |   |
|   |   |   |   |   |                                   | •                                 | A/T, Ch -89J373598                | 16-1010 |    |    | 33 |    | 100 |    |   |    |   |     |     |     |    |    |   |
|   |  |   |   | L   |                                   |                                   |                                   | 17-0183 |    | 33 | 33 |    | 81  | 94 |   | 30 |   |     | 583 | s10 |    |    |   |
|   |   |   |   | R   |                                   |                                   |                                   | 17-0184 |    | 33 | 33 |    | 81  | 94 |   | 30 |   |     | 572 | s14 |    |    |   |

| 80 III (89, 89Q, 8A, B3) '86-'92  |   |  | L/R       |  |  | NOTE                                   | METELLI ref.                           | ABS      | A  | B  | C  | D    | E   | F   | H | I  | L | M   | Fig |   |
|---|---|---|-----------|---|--|--|--|----------|----|----|----|------|-----|-----|---|----|---|-----|-----|---|
| 1.8 S quattro (66 kW) Eng. JN/ NE/ PM   |  | 3/88-9/91   |           | ●   |  | +ABS, FWD, M/T, Ch 89H351001-89N200000 | 13-0081                                |          |    |    | 22 | 80   | 88  |     |   |    |   |     |     |   |
|   |   | 9/86-9/91   |           | ●   |  | +/-ABS, RWD, M/T, Ch -89J350000        | 13-0024                                |          |    |    | 22 | 83   | 79  |     |   |    |   |     |     |   |
|   |   | 9/86-9/91   |           | ●   |  | +ABS, FWD, M/T, Ch 89H300001-89J351000 | 13-0094                                |          |    |    | 22 | 80   | 88  |     |   |    |   |     |     |   |
|   |   | 9/86-9/91   |           | ●   |  | +ABS, RWD, M/T, Ch 89J351001-          | 13-0057                                |          |    |    | 19 | 75   | 82  |     |   |    |   |     |     |   |
|   |   | 9/86-9/91   |           | ●   |  | -ABS, FWD, M/T, Ch -89J351000          | 13-0048                                |          |    |    | 22 | 83   | 79  |     |   |    |   |     |     |   |
|   |  | 9/86-9/91   |           |   | ●  |  | RWD, M/T, Ch -89J350000                | 14-0006  |    |    |    | 21   | 48  | 80  |   |    |   |     |     |   |
|   |   | 9/86-9/91   |           |   | ●  |  | RWD, M/T, Ch 89J351001-                | 14-0005  |    |    |    | 21   | 94  | 97  |   |    |   |     |     |   |
|   |  | 3/88-9/91   |           | ●   |  |  | +ABS, FWD, M/T, Ch 89H351001-89N200000 | 15-1112  | 45 | 33 | 30 | 53   | 88  | 30  |   |    |   |     | 13  | 2 |
|   |   | 9/86-9/91   |           | ●   |  |  | +ABS, FWD, M/T, Ch 89H300001-89J351000 | 15-1111  | 96 | 22 | 30 | 51   | 88  | 49  |   |    |   |     | 11  | 2 |
|   |   | 9/86-9/91   |           | ●   |  |  | +ABS, RWD, M/T, Ch -89J350000          | 15-1127  | 96 | 26 | 25 | 56,5 | 90  | 50  |   |    |   |     | 4   | 3 |
|   |   | 9/86-9/91   |           | ●   |  |  | +ABS, RWD, M/T, Ch 89J351001-          | 15-1122  | 45 | 33 | 30 | 53   | 81  | 30  |   |    |   |     | 13  | 2 |
|   |   | 9/86-9/91   |           | ●   |  |  | -ABS, FWD, M/T, Ch -89J351000          | 15-1050  |    | 22 | 30 | 51   | 90  | 49  |   |    |   |     | 11  | 2 |
|   |   | 9/86-9/91   |           | ●   |  |  | -ABS, RWD, M/T, Ch -89J350000          | 15-1025  |    | 26 | 25 | 56,5 | 90  | 50  |   |    |   |     | 4   | 3 |
|   |  | 9/86-9/91   |           |   | ●  |  | FWD, M/T, Ch 89H300001-89J351000       | 16-1010  |    |    | 33 |      | 100 |     |   |    |   |     |     |   |
|   |   | 9/86-9/91   |           |   | ●  |  | RWD, M/T, Ch -89J350000                | 16-1004A |    |    | 33 |      | 94  |     |   |    |   |     |     |   |
|   |   | 9/86-9/91   |           |   | ●  |  | RWD, M/T, Ch 89J351001-                | 16-1004  |    |    | 33 |      | 94  |     |   |    |   |     |     |   |
|   |  | 4/88-   | L         |   |  |  | +ABS, FWD                              | 17-0181  | 45 | 33 | 33 |      | 88  | 100 |   | 30 |   | 585 | s10 |   |
|   |   | 4/88-   | R         |   |  |  | +ABS, FWD                              | 17-0182  | 45 | 33 | 33 |      | 88  | 100 |   | 30 |   | 574 | s14 |   |
|   | 1.9 D (50 kW) Eng. 1Y   |  | 9/89-8/91 |   | ●  |  | +/-ABS, M/T, Ch 8AL000001-8AN200000    | 13-0057  |    |    |    | 19   | 75  | 82  |   |    |   |     |     |   |
|   |   |   | 8/89-8/91 |   | ●  |  | +ABS, M/T, Ch 8AL000001-8AN200000      | 15-1122  | 45 | 33 | 30 | 53   | 81  | 30  |   |    |   |     | 13  | 2 |
|  |   | 9/89-8/91   |           | ●   |  |  | -ABS, M/T, Ch 8AL000001-8AN200000      | 15-1066  |    | 33 | 30 | 53   | 81  | 30  |   |    |   |     | 13  | 2 |
|   |   | 8/89-12/91  | L         |   |  |  | -ABS                                   | 17-0183  |    | 33 | 33 |      | 81  | 94  |   | 30 |   | 583 | s10 |   |
|   |   | 8/89-12/91  | R         |   |  |  | -ABS                                   | 17-0184  |    | 33 | 33 |      | 81  | 94  |   | 30 |   | 572 | s14 |   |
















| 80 III (89, 89Q, 8A, B3) '86-'92   |   |  | L/R |  |  | NOTE                                  | METELLI ref.                           | ABS      | A  | B  | C  | D     | E   | F   | H  | I  | L   | M   | Fig |   |  |
|------------------------------------|---|---|-----|---|---|---------------------------------------|--|----------|----|----|----|-------|-----|-----|----|----|-----|-----|-----|---|--|
| 1.9 quattro                        |    | 86-8/91   |     | •   |   | FWD, M/T, Ch 89H351000-89J351000      | 13-0048                                |          |    |    | 22 | 83    | 79  |     |    |    |     |     |     |   |  |
|                                    |   | 86-8/91   |     | •   |   | +ABS, FWD, M/T, Ch 89H351001-         | 13-0081                                |          |    |    | 22 | 80    | 88  |     |    |    |     |     |     |   |  |
|                                    |   | 86-8/91   |     | •   |   |                                       | +ABS, FWD, M/T, Ch 89J261272-89J351000 | 13-0094  |    |    |    | 22    | 80  | 88  |    |    |     |     |     |   |  |
|                                    |   | 86-8/91   |     | •   |   |                                       | +ABS, RWD, M/T, Ch -89J350000          | 13-0024  |    |    |    | 22    | 83  | 79  |    |    |     |     |     |   |  |
|                                    |   | 86-8/91   |     | •   |   |                                       | +ABS, RWD, M/T, Ch 89J351001-          | 13-0057  |    |    |    | 19    | 75  | 82  |    |    |     |     |     |   |  |
|                                    |    | 86-8/91   |     |   | •   |                                       | RWD, M/T, Ch -89J350000                | 14-0006  |    |    |    | 21    | 48  | 80  |    |    |     |     |     |   |  |
|                                    |   | 86-8/91   |     |   | •   |                                       | RWD, M/T, Ch 89J351001-                | 14-0005  |    |    |    | 21    | 94  | 97  |    |    |     |     |     |   |  |
|                                    |    | 86-8/91   |     | •   |   |                                       | FWD, M/T, Ch 89H351000-89J351000       | 15-1050  |    | 22 | 30 | 51    | 90  | 49  |    |    |     |     | 11  | 2 |  |
|                                    |   | 86-8/91   |     | •   |   |                                       | RWD, M/T, Ch -89J350000                | 15-1025  |    | 26 | 25 | 56,5  | 90  | 50  |    |    |     |     | 4   | 3 |  |
|                                    |   | 86-8/91   |     | •   |   |                                       | +ABS, FWD, M/T, Ch 89H351001-          | 15-1112  | 45 | 33 | 30 | 53    | 88  | 30  |    |    |     |     | 13  | 2 |  |
|                                    |   | 86-8/91   |     | •   |   |                                       | +ABS, FWD, M/T, Ch 89J261272-89J351000 | 15-1111  | 96 | 22 | 30 | 51    | 88  | 49  |    |    |     |     | 11  | 2 |  |
|                                    |   | 86-8/91   |     | •   |   |                                       | +ABS, RWD, M/T, Ch -89J350000          | 15-1127  | 96 | 26 | 25 | 56,5  | 90  | 50  |    |    |     |     | 4   | 3 |  |
|                                    |    | 86-8/91   |     |   | •   |                                       | FWD, M/T, Ch 89H351000-89J351000       | 16-1010  |    |    | 33 |       | 100 |     |    |    |     |     |     |   |  |
|                                    |   | 86-8/91   |     |   | •   |                                       | RWD, M/T, Ch -89J350000                | 16-1004A |    |    | 33 |       | 94  |     |    |    |     |     |     |   |  |
|                                    |   | 86-8/91   |     |   | •   |                                       | RWD, M/T, Ch 89J351001-                | 16-1004  |    |    | 33 |       | 94  |     |    |    |     |     |     |   |  |
| 2.0 (85 kW) Eng. AAD               |    | 90-91   | L   |   |   | +ABS                                  | 17-0181                                | 45       | 33 | 33 |    | 88    | 100 |     | 30 |    | 585 | s10 |     |   |  |
|                                    |   | 90-91   | R   |   |   | +ABS                                  | 17-0182                                | 45       | 33 | 33 |    | 88    | 100 |     | 30 |    | 574 | s14 |     |   |  |
| 2.0 E (82 kW) Eng. 3A              |    | 8/88-8/91   |     | •   |   | +ABS, M/T+A/T, Ch 89J373599-8CP300000 | 13-0081                                |          |    |    | 22 | 80    | 88  |     |    |    |     |     |     |   |  |
|                                    |   | 8/88-8/91   |     | •   |   | +ABS, M/T+A/T, Ch 89J373599-8CP300000 | 15-1112                                | 45       | 33 | 30 | 53 | 88    | 30  |     |    |    |     | 13  | 2   |   |  |
|                                    | 88-8/91   |   | •   |   |   | M/T+A/T, Ch 89J373599-8CP300000       | 15-1091                                |          | 33 | 30 | 53 | 88    | 30  |     |    |    |     | 13  | 2   |   |  |
| 2.0 E 16v (101 kW) Eng. 6A         |   | 3/90-9/91   |     | •   |   | +ABS, M/T, Ch 8AK000001-8AN200000     | 13-0081                                |          |    |    | 22 | 80    | 88  |     |    |    |     |     |     |   |  |
|                                    |   | 3/90-9/91   |     | •   |   | M/T, Ch 8AK000001-8AN200000           | 14-0012                                |          |    |    | 24 | 107,5 | 120 |     |    |    |     |     |     |   |  |
|                                    |  | 3/90-9/91   |     | •   |   |                                       | M/T                                    | 15-1091  |    | 33 | 30 | 53    | 88  | 30  |    |    |     |     | 13  | 2 |  |
|                                    |   | 3/90-9/91   |     | •   |   |                                       | +ABS, M/T, Ch 8AK000001-8AN200000      | 15-1112  | 45 | 33 | 30 | 53    | 88  | 30  |    |    |     |     | 13  | 2 |  |
|                                    |  | 3/90-9/91   |     | •   |   |                                       | M/T, Ch 8AK000001-8AN200000            | 16-1014  |    |    | 28 |       | 108 |     |    |    |     |     |     |   |  |
| 2.0 E 16v quattro (101 kW) Eng. 6A |  | 3/90-8/91   |     | •   |   | +ABS, RWD, M/T, Ch 89H351001-         | 13-0081                                |          |    |    | 22 | 80    | 88  |     |    |    |     |     |     |   |  |
|                                    |   | 3/90-8/91   |     | •   |   | +ABS, RWD, M/T, Ch 89H351001-         | 15-1112                                | 45       | 33 | 30 | 53 | 88    | 30  |     |    |    |     | 13  | 2   |   |  |
|                                    |  | 3/90-8/91   |     |   | •   |                                       | +ABS, RWD, M/T, Ch 89H351001-          | 16-1010  |    |    | 33 |       | 100 |     |    |    |     |     |     |   |  |
|                                    |   | 90-91   | L   |   |   |                                       | +ABS                                   | 17-0181  | 45 | 33 | 33 |       | 88  | 100 |    | 30 |     | 585 | s10 |   |  |
|                                    |   | 90-91   | R   |   |   |                                       | +ABS                                   | 17-0182  | 45 | 33 | 33 |       | 88  | 100 |    | 30 |     | 574 | s14 |   |  |

| <b>80 III (89, 89Q, 8A, B3) '86-'92</b> |   |   | L/R |   |   | NOTE                                | METELLI ref.                      | ABS     | A  | B  | C  | D   | E   | F   | H  | I   | L   | M   | Fig |   |
|---|---|--|-----|--|---|-------------------------------------|-----------------------------------|---------|----|----|----|-----|-----|-----|----|-----|-----|-----|-----|---|
| 2.0 E quattro (82 kW) Eng. 3A           |    | 8/88-8/91  |     | ●  |   | +ABS, FWD, M/T, Ch 89H351001-       | 13-0081                           |         |    |    | 22 | 80  | 88  |     |    |     |     |     |     |   |
|   |   | 8/88-8/91  |     | ●  |   | +ABS, RWD, M/T, Ch 89J351001-       | 13-0057                           |         |    |    | 19 | 75  | 82  |     |    |     |     |     |     |   |
|   |    | 8/88-8/91  |     |  | ●   |                                     | RWD, M/T, Ch 89J351001-           | 14-0005 |    |    |    | 21  | 94  | 97  |    |     |     |     |     |   |
|   |   | 8/88-8/91  |     | ●  |   |                                     | +ABS, FWD, M/T, Ch 89H351001-     | 15-1112 | 45 | 33 | 30 | 53  | 88  | 30  |    |     |     |     | 13  | 2 |
|   |    | 8/88-8/91  |     | ●  |   |                                     | +ABS, RWD, M/T, Ch 89J351001-     | 15-1122 | 45 | 33 | 30 | 53  | 81  | 30  |    |     |     |     | 13  | 2 |
|   |   | 8/88-8/91  |     |  | ●   |                                     | FWD, M/T, Ch 89H351001-           | 16-1010 |    |    | 33 |     | 100 |     |    |     |     |     |     |   |
|   |    | 8/88-8/91  |     |  | ●   |                                     | RWD, M/T, Ch 89J351001-           | 16-1004 |    |    | 33 |     | 94  |     |    |     |     |     |     |   |
|   |   | 4/88-  | L   |  |   |                                     | +ABS, FWD                         | 17-0181 | 45 | 33 | 33 |     | 88  | 100 |    | 30  |     | 585 | s10 |   |
| 4/88-                                   | R   |  |     |  |   | +ABS, FWD                           | 17-0182                           | 45      | 33 | 33 |    | 88  | 100 |     | 30 |     | 574 | s14 |     |   |
| 2.0 quattro (85 kW) Eng. AAD            |    | 90-91  |     | ●  |   | +ABS, FWD, M/T, Ch 89H351001-       | 13-0081                           |         |    |    | 22 | 80  | 88  |     |    |     |     |     |     |   |
|   |   | 90-91  |     | ●  |   | +ABS, RWD, M/T, Ch 89J351001-       | 13-0057                           |         |    |    | 19 | 75  | 82  |     |    |     |     |     |     |   |
|   |    | 90-91  |     |  | ●   |                                     | RWD, M/T, Ch 89J351001-           | 14-0005 |    |    |    | 21  | 94  | 97  |    |     |     |     |     |   |
|   |   | 90-91  |     | ●  |   |                                     | +ABS, FWD, M/T, Ch 89H351001-     | 15-1112 | 45 | 33 | 30 | 53  | 88  | 30  |    |     |     |     | 13  | 2 |
|   |    | 90-91  |     | ●  |   |                                     | +ABS, RWD, M/T, Ch 89J351001-     | 15-1122 | 45 | 33 | 30 | 53  | 81  | 30  |    |     |     |     | 13  | 2 |
|   |   | 90-91  |     |  | ●   |                                     | RWD, M/T, Ch 89J351001-           | 16-1004 |    |    | 33 |     | 94  |     |    |     |     |     |     |   |
|   |    | 90-91  |     |  | ●   |                                     | +ABS, FWD, M/T, Ch 89H351001-     | 16-1010 |    |    | 33 |     | 100 |     |    |     |     |     |     |   |
|   |   | 90-91  | L   |  |   |                                     | +ABS, FWD                         | 17-0181 | 45 | 33 | 33 |     | 88  | 100 |    | 30  |     | 585 | s10 |   |
| 90-91                                   | R   |  |     |  |   | +ABS, FWD                           | 17-0182                           | 45      | 33 | 33 |    | 88  | 100 |     | 30 |     | 574 | s14 |     |   |
| 2.3 E quattro (98 kW) Eng. NG           |    | 91-92  | L   |  |   | +ABS, M/T                           | 17-0682                           | 45      | 33 |    |    | 88  | 108 |     | 30 |     | 585 | s14 |     |   |
|   |   | 91-92  | R   |  |   | +ABS, M/T                           | 17-0683                           | 45      | 33 |    |    | 88  | 108 |     | 30 |     | 571 | s14 |     |   |
| <b>80 IV (8C, B4), Avant '91-'96</b>    |   |  | L/R |  |  | NOTE                                | METELLI ref.                      | ABS     | A  | B  | C  | D   | E   | F   | H  | I   | L   | M   | Fig |   |
| 1.6 (52 kW) Eng. ABM                    |  | 9/91-12/94   |     | ●  |   | +/-ABS, M/T, Ch 8CN086134-8CP300000 | 13-0081                           |         |    |    | 22 | 80  | 88  |     |    |     |     |     |     |   |
|   |   | 9/91-12/94   |     | ●  |   | +ABS, M/T, Ch 8CN086134-8CP300000   | 15-1112                           | 45      | 33 | 30 | 53 | 88  | 30  |     |    |     |     | 13  | 2   |   |
|   |  | 9/91-12/94   |     | ●  |   |                                     | -ABS, M/T, Ch 8CN086134-8CP300000 | 15-1091 |    | 33 | 30 | 53  | 88  | 30  |    |     |     |     | 13  | 2 |
|   |   | 3/92-  | L   |  |   |                                     | +ABS, Ch 8CN13690-                | 17-0181 | 45 | 33 | 33 |     | 88  | 100 |    | 30  |     | 585 | s10 |   |
|   | 3/92-   | R  |     |  |   |                                     | +ABS, Ch 8CN13690-                | 17-0182 | 45 | 33 | 33 |     | 88  | 100 |    | 30  |     | 574 | s14 |   |
| 1.6 E (74 kW) Eng. ADA                  |  | 9/91-12/94   |     | ●  |   | +ABS, M/T, Ch 8CN086134-8CP300000   | 13-0081                           |         |    |    | 22 | 80  | 88  |     |    |     |     |     |     |   |
|   |   | 9/91-12/94   |     | ●  |   | M/T, Ch 8CN086134-8CP300000         | 15-1091                           |         | 33 | 30 | 53 | 88  | 30  |     |    |     |     | 13  | 2   |   |
|   |   | 9/91-12/94   |     | ●  |   |                                     | +ABS, M/T, Ch 8CN086134-8CP300000 | 15-1112 | 45 | 33 | 30 | 53  | 88  | 30  |    |     |     | 13  | 2   |   |
|   |  | 1/92-  | L   |  |   |                                     | +ABS, M/T                         | 17-0682 | 45 | 33 |    |     | 88  | 108 |    | 30  |     | 585 | s14 |   |
|   |   | 1/92-  | R   |  |   |                                     | +ABS, M/T                         | 17-0683 | 45 | 33 |    |     | 88  | 108 |    | 30  |     | 571 | s14 |   |
|   |   | -12/91   | L   |  |   |                                     | +ABS                              | 17-0181 | 45 | 33 | 33 |     | 88  | 100 |    | 30  |     | 585 | s10 |   |
| -12/91                                  | R   |  |     |  | +ABS  | 17-0182                             | 45                                | 33      | 33 |    | 88 | 100 |     | 30  |    | 574 | s14 |     |     |   |



| 80 IV (8C, B4), Avant '91-'96 |    | L/R        |  |  | NOTE               | METELLI ref.   | ABS | A  | B  | C  | D     | E   | F | H  | I | L | M   | Fig |  |
|-------------------------------|---|------------|---|---|--------------------|----------------|-----|----|----|----|-------|-----|---|----|---|---|-----|-----|--|
| 1.9 TD (55 kW) Eng. AAZ       |    | 91-94      |   | ●   | +/-ABS, M/T+A/T    | <b>13-0081</b> |     |    |    | 22 | 80    | 88  |   |    |   |   |     |     |  |
|                               |    | 91-94      |   | ●   | +ABS, M/T+A/T      | <b>15-1112</b> | 45  | 33 | 30 | 53 | 88    | 30  |   |    |   |   | 13  | 2   |  |
|                               |    | 91-94      |   | ●   | -ABS, M/T+A/T      | <b>15-1091</b> |     | 33 | 30 | 53 | 88    | 30  |   |    |   |   | 13  | 2   |  |
|                               |    | -94        | L   |   | +ABS, Ch 8CN13690- | <b>17-0181</b> | 45  | 33 | 33 |    | 88    | 100 |   | 30 |   |   | 585 | s10 |  |
|                               |    | -94        | R   |   | +ABS, Ch 8CN13690- | <b>17-0182</b> | 45  | 33 | 33 |    | 88    | 100 |   | 30 |   |   | 574 | s14 |  |
| 1.9 TDi (66 kW) Eng. 1Z       |    | 91-96      |   | ●   | +ABS, M/T          | <b>13-0081</b> |     |    |    | 22 | 80    | 88  |   |    |   |   |     |     |  |
|                               |    | 91-96      |   | ●   | +ABS, M/T          | <b>15-1112</b> | 45  | 33 | 30 | 53 | 88    | 30  |   |    |   |   | 13  | 2   |  |
| 2.0 (66 kW) Eng. ABT          |    | 9/91-12/94 |   | ●   | +/-ABS, M/T, 4Sp   | <b>13-0081</b> |     |    |    | 22 | 80    | 88  |   |    |   |   |     |     |  |
|                               |    | 9/91-12/94 |   | ●   | +ABS, M/T, 4Sp     | <b>15-1112</b> | 45  | 33 | 30 | 53 | 88    | 30  |   |    |   |   | 13  | 2   |  |
|                               |    | 9/91-12/94 |   | ●   | -ABS, M/T, 4Sp     | <b>15-1091</b> |     | 33 | 30 | 53 | 88    | 30  |   |    |   |   | 13  | 2   |  |
|                               |    | 3/92-      | L   |   | +ABS, Ch 8CN13690- | <b>17-0181</b> | 45  | 33 | 33 |    | 88    | 100 |   | 30 |   |   | 585 | s10 |  |
|                               |    | 3/92-      | R   |   | +ABS, Ch 8CN13690- | <b>17-0182</b> | 45  | 33 | 33 |    | 88    | 100 |   | 30 |   |   | 574 | s14 |  |
| 2.0 E (85 kW) Eng. ABK        |    | 9/91-12/94 |   | ●   | +ABS, M/T, 4Sp     | <b>13-0081</b> |     |    |    | 22 | 80    | 88  |   |    |   |   |     |     |  |
|                               |    | 9/91-12/94 |   | ●   | M/T, 4Sp           | <b>15-1091</b> |     | 33 | 30 | 53 | 88    | 30  |   |    |   |   | 13  | 2   |  |
|                               |    | 9/91-12/94 |   | ●   | +ABS, M/T, 4Sp     | <b>15-1112</b> | 45  | 33 | 30 | 53 | 88    | 30  |   |    |   |   | 13  | 2   |  |
|                               |    | 3/92-      | L   |   | +ABS, Ch 8CN13690- | <b>17-0181</b> | 45  | 33 | 33 |    | 88    | 100 |   | 30 |   |   | 585 | s10 |  |
|                               |   | 3/92-      | R   |   | +ABS, Ch 8CN13690- | <b>17-0182</b> | 45  | 33 | 33 |    | 88    | 100 |   | 30 |   |   | 574 | s14 |  |
| 2.0 E 16v (103 kW) Eng. ACE   |  | 8/92-12/94 |   | ●   | +ABS, M/T+A/T, 4Sp | <b>13-0081</b> |     |    |    | 22 | 80    | 88  |   |    |   |   |     |     |  |
|                               |  | 8/92-12/94 |   | ●   | M/T                | <b>14-0012</b> |     |    |    | 24 | 107,5 | 120 |   |    |   |   |     |     |  |
|                               |  | 8/92-12/94 |   | ●   | M/T+A/T, 4Sp       | <b>15-1091</b> |     | 33 | 30 | 53 | 88    | 30  |   |    |   |   | 13  | 2   |  |
|                               |  | 8/92-12/94 |   | ●   | +ABS, M/T+A/T, 4Sp | <b>15-1112</b> | 45  | 33 | 30 | 53 | 88    | 30  |   |    |   |   | 13  | 2   |  |
|                               |  | 8/92-12/94 |   | ●   | M/T                | <b>16-1014</b> |     |    | 28 |    | 108   |     |   |    |   |   |     |     |  |
|                               |  | 92-        | L   |   | +ABS, M/T          | <b>17-0682</b> | 45  | 33 |    |    | 88    | 108 |   | 30 |   |   | 585 | s14 |  |
|                               |  | 92-        | R   |   | +ABS, M/T          | <b>17-0683</b> | 45  | 33 |    |    | 88    | 108 |   | 30 |   |   | 571 | s14 |  |







































| 80 IV (8C, B4), Avant '91-'96   |    | L/R   |  |  | NOTE                          | METELLI ref.  | ABS     | A  | B  | C    | D     | E   | F   | H  | I  | L   | M   | Fig |   |
|---|---|---|---|---|-------------------------------|---------------|---------|----|----|------|-------|-----|-----|----|----|-----|-----|-----|---|
| 2.3 E (98 kW) Eng. NG   |    | 91-96   |   | •   | +ABS, M/T+A/T, 4Sp            | 13-0081       |         |    |    | 22   | 80    | 88  |     |    |    |     |     |     |   |
|   |    | 91-96   |   | •   | M/T                           | 14-0012       |         |    |    | 24   | 107,5 | 120 |     |    |    |     |     |     |   |
|   |    | 91-96   |   | •   | M/T+A/T, 4Sp                  | 15-1091       |         | 33 | 30 | 53   | 88    | 30  |     |    |    |     |     | 13  | 2 |
|   |   | 91-96   |   | •   | +ABS, M/T+A/T, 4Sp            | 15-1112       | 45      | 33 | 30 | 53   | 88    | 30  |     |    |    |     |     | 13  | 2 |
|   |    | 91-96   |   | •   | M/T                           | 16-1014       |         |    | 28 |      | 108   |     |     |    |    |     |     |     |   |
|   |    | 91-7/94   | L   |   |                               | +ABS, M/T     | 17-0682 | 45 | 33 |      |       | 88  | 108 |    | 30 |     | 585 | s14 |   |
| 91-7/94   |   | R   |   |   | +ABS, M/T                     | 17-0683       | 45      | 33 |    |      | 88    | 108 |     | 30 |    | 571 | s14 |     |   |
| 2.3 E quattro (98 kW) Eng. NG   |    | 91-96   |   | •   | +ABS, FWD, M/T                | 13-0081       |         |    |    | 22   | 80    | 88  |     |    |    |     |     |     |   |
|   |   | 91-96   |   | •   | +ABS, FWD, M/T                | 13-0151       |         |    |    | 22   | 80    | 88  |     |    |    |     |     |     |   |
|   |   | 91-96   |   | •   | +ABS, RWD, M/T, Only Avant    | 13-0100       |         |    |    | 22   | 83    | 79  |     |    |    |     |     |     |   |
|   |   | 91-96   |   | •   | +ABS, RWD, M/T, Ch -8CP300000 | 13-0057       |         |    |    | 19   | 75    | 82  |     |    |    |     |     |     |   |
|   |   | 91-96   |   | •   | +ABS, RWD, M/T, Ch 8CR000001- | 13-0224       |         |    |    | 22   | 80    | 88  |     |    |    |     |     |     |   |
|   |    | 91-96   |   | •   | RWD, M/T, Only Avant          | 14-0011       |         |    |    | 24   | 100   | 115 |     |    |    |     |     |     |   |
|   |   | 91-96   |   | •   | +ABS, RWD, M/T, Ch -8CP300000 | 14-0005       |         |    |    | 21   | 94    | 97  |     |    |    |     |     |     |   |
|   |    | 91-96   |   | •   | +ABS, FWD, M/T                | 15-1112       | 45      | 33 | 30 | 53   | 88    | 30  |     |    |    |     |     | 13  | 2 |
|   |   | 91-96   |   | •   | +ABS, FWD, M/T                | 15-1188       | 45      | 38 | 30 | 59,6 | 88    | 34  |     |    |    |     |     | 13  | 2 |
|   |   | 91-96   |   | •   | +ABS, RWD, M/T, Only Avant    | 15-1121       | 45      | 38 | 25 | 59,6 | 90    | 34  |     |    |    |     |     | 13  | 3 |
|   |   | 91-96   |   | •   | +ABS, RWD, M/T, Ch -8CP300000 | 15-1122       | 45      | 33 | 30 | 53   | 81    | 30  |     |    |    |     |     | 13  | 2 |
|   |   | 91-96   |   | •   | +ABS, RWD, M/T, Ch 8CR000001- | 15-1308       | 45      | 33 | 30 | 53   | 87,9  | 30  |     |    |    |     |     | 13  | 2 |
|   |    | 91-96   |   | •   | RWD, M/T, Only Avant          | 16-1012       |         |    | 33 |      | 100   |     |     |    |    |     |     |     |   |
|   |   | 91-96   |   | •   | +ABS, FWD, M/T                | 16-1010       |         |    | 33 |      | 100   |     |     |    |    |     |     |     |   |
|   |   | 91-96   |   | •   | +ABS, RWD, M/T, Ch -8CP300000 | 16-1004       |         |    | 33 |      | 94    |     |     |    |    |     |     |     |   |
|   |   | 91-96   |   | •   | +ABS, RWD, M/T, Ch 8CR000001- | 16-1010B      |         |    | 33 |      | 100   |     |     |    |    |     |     |     |   |
|   |  | 91-96   | L/R   |   | +ABS, RWD, M/T                | 17-0686       | 45      | 33 |    |      | 88    | 100 |     | 30 |    | 593 | s14 |     |   |
|   | 2.6 (110 kW) Eng. ABC   |  | 92-96   |   | •                             | +ABS, M/T+A/T | 13-0158 |    |    |      | 24    | 90  | 90  |    |    |     |     |     |   |
|  |   | 92-96   |   | •   | +ABS, M/T+A/T                 | 15-1195       | 45      | 38 | 27 | 59,5 | 98    | 34  |     |    |    |     | 13  | 2   |   |































| <b>80 IV (8C, B4), Avant '91-'96</b> |                                  |            | L/R   |     |   | NOTE                            | METELLI ref.                  | ABS             | A   | B  | C    | D    | E   | F   | H  | I | L   | M   | Fig |     |
|--------------------------------------|----------------------------------|------------|-------|-----|---|---------------------------------|-------------------------------|-----------------|-----|----|------|------|-----|-----|----|---|-----|-----|-----|-----|
| 2.6 quattro (110 kW) Eng. ABC        |                                  | 92-96      |       | •   |   | +ABS, FWD, M/T                  | <b>13-0151</b>                |                 |     |    | 22   | 80   | 88  |     |    |   |     |     |     |     |
|                                      |                                  | 92-96      |       | •   |   | +ABS, RWD, M/T, Ch 8CN140001-   | <b>13-0100</b>                |                 |     |    | 22   | 83   | 79  |     |    |   |     |     |     |     |
|                                      |                                  | 92-96      |       | •   |   | +ABS, RWD, M/T, Ch 8CR000001-   | <b>13-0224</b>                |                 |     |    | 22   | 80   | 88  |     |    |   |     |     |     |     |
|                                      |                                  | 92-96      |       |     | • |                                 | RWD, M/T, Ch 8CN140001-       | <b>14-0011</b>  |     |    |      | 24   | 100 | 115 |    |   |     |     |     |     |
|                                      |                                  |            | 92-96 |     | • |                                 | +ABS, FWD, M/T                | <b>15-1188</b>  | 45  | 38 | 30   | 59,6 | 88  | 34  |    |   |     |     | 13  | 2   |
|                                      |                                  |            | 92-96 |     | • |                                 | +ABS, RWD, M/T, Ch 8CN140001- | <b>15-1121</b>  | 45  | 38 | 25   | 59,6 | 90  | 34  |    |   |     |     | 13  | 3   |
|                                      | 92-96                            |            |       | •   |   | +ABS, RWD, M/T, Ch 8CR000001-   | <b>15-1308</b>                | 45              | 33  | 30 | 53   | 87,9 | 30  |     |    |   |     | 13  | 2   |     |
|                                      |                                  | 92-96      |       |     | • |                                 | FWD, M/T                      | <b>16-1010</b>  |     |    | 33   |      | 100 |     |    |   |     |     |     |     |
|                                      |                                  | 92-96      |       |     | • |                                 | RWD, M/T, Ch 8CN140001-       | <b>16-1012</b>  |     |    | 33   |      | 100 |     |    |   |     |     |     |     |
|                                      |                                  | 92-96      |       |     | • |                                 | RWD, M/T, Ch 8CR000001-       | <b>16-1010B</b> |     |    | 33   |      | 100 |     |    |   |     |     |     |     |
|                                      |                                  | 91-96      | L/R   |     |   | +ABS, RWD, M/T                  | <b>17-0686</b>                | 45              | 33  |    |      | 88   | 100 |     | 30 |   | 593 | s14 |     |     |
|                                      | 2.8 (128 kW) Eng. AAH            |            | 91-96 |     | • |                                 | +ABS, M/T+A/T                 | <b>13-0158</b>  |     |    |      | 24   | 90  | 90  |    |   |     |     |     |     |
|                                      |                                  | 91-96      |       | •   |   | +ABS, M/T+A/T                   | <b>15-1195</b>                | 45              | 38  | 27 | 59,5 | 98   | 34  |     |    |   |     | 13  | 2   |     |
| 2.8 quattro (128 kW) Eng. AAH        |                                  | 91-96      |       | •   |   | +ABS, FWD, M/T                  | <b>13-0151</b>                |                 |     |    | 22   | 80   | 88  |     |    |   |     |     |     |     |
|                                      |                                  | 91-96      |       | •   |   | +ABS, RWD, M/T, Ch 8CN140001-   | <b>13-0100</b>                |                 |     |    | 22   | 83   | 79  |     |    |   |     |     |     |     |
|                                      |                                  | 91-96      |       | •   |   | +ABS, RWD, M/T, Ch 8CR000001-   | <b>13-0224</b>                |                 |     |    | 22   | 80   | 88  |     |    |   |     |     |     |     |
|                                      |                                  | 91-96      |       |     | • |                                 | RWD, M/T, Ch 8CN140001-       | <b>14-0011</b>  |     |    |      | 24   | 100 | 115 |    |   |     |     |     |     |
|                                      |                                  |            | 91-96 |     | • |                                 | +ABS, FWD, M/T                | <b>15-1188</b>  | 45  | 38 | 30   | 59,6 | 88  | 34  |    |   |     |     | 13  | 2   |
|                                      |                                  |            | 91-96 |     | • |                                 | +ABS, RWD, M/T, Ch 8CN140001- | <b>15-1121</b>  | 45  | 38 | 25   | 59,6 | 90  | 34  |    |   |     |     | 13  | 3   |
|                                      | 91-96                            |            |       | •   |   | +ABS, RWD, M/T, Ch 8CR000001-   | <b>15-1308</b>                | 45              | 33  | 30 | 53   | 87,9 | 30  |     |    |   |     | 13  | 2   |     |
|                                      |                                  | 91-96      |       |     | • |                                 | FWD, M/T                      | <b>16-1010</b>  |     |    | 33   |      | 100 |     |    |   |     |     |     |     |
|                                      |                                  | 91-96      |       |     | • |                                 | RWD, M/T, Ch 8CN140001-       | <b>16-1012</b>  |     |    | 33   |      | 100 |     |    |   |     |     |     |     |
|                                      |                                  | 91-96      |       |     | • |                                 | RWD, M/T, Ch 8CR000001-       | <b>16-1010B</b> |     |    | 33   |      | 100 |     |    |   |     |     |     |     |
|                                      |                                  | 91-96      | L/R   |     |   | +ABS, RWD, M/T                  | <b>17-0686</b>                | 45              | 33  |    |      | 88   | 100 |     | 30 |   | 593 | s14 |     |     |
|                                      | <b>90 I (81, 85, B2) '84-'87</b> |            |       | L/R |   |                                 | NOTE                          | METELLI ref.    | ABS | A  | B    | C    | D   | E   | F  | H | I   | L   | M   | Fig |
| 1.6 TD (51 kW) Eng. CY               |                                  | 10/85-1/87 |       | •   |   | M/T+A/T, Ch 81C117462-81H299000 | <b>13-0035</b>                |                 |     |    | 20   | 68   | 80  |     |    |   |     |     |     |     |
|                                      |                                  | 10/85-1/87 |       | •   |   | M/T+A/T, Ch 81C117462-81H299000 | <b>14-0005</b>                |                 |     |    | 21   | 94   | 97  |     |    |   |     |     |     |     |
|                                      |                                  | 10/85-1/87 |       | •   |   | M/T+A/T, Ch 81C117462-81H299000 | <b>15-1096</b>                |                 | 22  | 30 | 51   | 81   | 48  |     |    |   |     | 11  | 2   |     |
|                                      |                                  | 10/85-1/87 |       | •   |   | M/T+A/T, Ch 81C117462-81H299000 | <b>16-1004</b>                |                 |     | 33 |      | 94   |     |     |    |   |     |     |     |     |
| 2.0 (83 kW) Eng. SK                  |                                  | 86-87      |       | •   |   | Ch 81D077974-81E007059          | <b>13-0048</b>                |                 |     |    | 22   | 83   | 79  |     |    |   |     |     |     |     |
|                                      |                                  | 86-87      |       | •   |   | Ch 81D077974-81E007059          | <b>15-1050</b>                |                 | 22  | 30 | 51   | 90   | 49  |     |    |   |     | 11  | 2   |     |
|                                      |                                  | 86-87      |       | •   |   | Ch 81D077974-81E007059          | <b>16-1010</b>                |                 |     | 33 |      | 100  |     |     |    |   |     |     |     |     |
































| 90 I (81, 85, B2) '84-'87        |  |            | L/R |   |   | NOTE                              | METELLI ref. | ABS | A  | B  | C  | D     | E   | F | H  | I | L | M   | Fig |   |
|----------------------------------|--|------------|-----|---|---|-----------------------------------|--------------|-----|----|----|----|-------|-----|---|----|---|---|-----|-----|---|
| 2.0, quattro (85 kW) Eng. HP/ JS |  | 10/84-3/87 |     | • |   | Ch 81D077974-81E007059            | 13-0048      |     |    |    | 22 | 83    | 79  |   |    |   |   |     |     |   |
|                                  |  | 10/84-3/87 |     | • |   | Ch 81D077974-81E007059            | 15-1050      |     | 22 | 30 | 51 | 90    | 49  |   |    |   |   | 11  | 2   |   |
|                                  |  | 10/84-3/87 |     |   | • | Ch 81D077974-81E007059            | 16-1010      |     |    | 33 |    | 100   |     |   |    |   |   |     |     |   |
| 2.2 (100 kW) Eng. HY/ KV         |  | 10/84-87   |     | • |   | +ABS, M/T+A/T                     | 13-0148      |     |    |    | 22 | 83    | 79  |   |    |   |   |     |     |   |
|                                  |  | 10/84-87   |     | • |   | -ABS, M/T+A/T                     | 13-0105      |     |    |    | 22 | 83    | 79  |   |    |   |   |     |     |   |
|                                  |  | 10/84-87   |     |   | • | M/T+A/T                           | 14-0012      |     |    |    | 24 | 107,5 | 120 |   |    |   |   |     |     |   |
|                                  |  | 10/84-87   |     | • |   | +ABS, M/T+A/T                     | 15-1181      | 96  | 22 | 25 | 51 | 88    | 49  |   |    |   |   | 11  | 3   |   |
|                                  |  | 10/84-87   |     | • |   | -ABS, M/T+A/T                     | 15-1128      |     | 22 | 25 | 51 | 90    | 49  |   |    |   |   | 11  | 3   |   |
|                                  |  | 10/84-87   |     |   | • | M/T+A/T                           | 16-1014      |     |    | 28 |    | 108   |     |   |    |   |   |     |     |   |
| 2.2 (85 kW) Eng. KX              |  | 84-87      |     | • |   |                                   | 13-0048      |     |    |    | 22 | 83    | 79  |   |    |   |   |     |     |   |
|                                  |  | 84-87      |     | • |   |                                   | 15-1050      |     | 22 | 30 | 51 | 90    | 49  |   |    |   |   | 11  | 2   |   |
|                                  |  | 84-87      |     |   | • |                                   | 16-1010      |     |    | 33 |    | 100   |     |   |    |   |   |     |     |   |
| 90 II (89, 89Q, 8A, B3) '87-'91  |  |            | L/R |   |   | NOTE                              | METELLI ref. | ABS | A  | B  | C  | D     | E   | F | H  | I | L | M   | Fig |   |
| 1.6 TD (59 kW) Eng. RA/ SB       |  | 87-91      |     | • |   | M/T, Ch 89J373599-8AN200000       | 13-0057      |     |    |    | 19 | 75    | 82  |   |    |   |   |     |     |   |
|                                  |  | 87-91      |     | • |   | +ABS, A/T, Ch 8AL000001-8AN200000 | 13-0081      |     |    |    | 22 | 80    | 88  |   |    |   |   |     |     |   |
|                                  |  | 87-91      |     | • |   | A/T, Ch 8AL000001-8AN200000       | 15-1091      |     | 33 | 30 | 53 | 88    | 30  |   |    |   |   | 13  | 2   |   |
|                                  |  | 87-91      |     | • |   | M/T, Ch 89J373599-8AN200000       | 15-1066      |     | 33 | 30 | 53 | 81    | 30  |   |    |   |   |     | 13  | 2 |
|                                  |  | 87-91      |     | • |   | +ABS, A/T, Ch 8AL000001-8AN200000 | 15-1112      | 45  | 33 | 30 | 53 | 88    | 30  |   |    |   |   |     | 13  | 2 |
|                                  |  | 87-91      | L   |   |   | -ABS                              | 17-0183      |     | 33 | 33 |    | 81    | 94  |   | 30 |   |   | 583 | s10 |   |
|                                  |  | 87-91      | R   |   |   | -ABS                              | 17-0184      |     | 33 | 33 |    | 81    | 94  |   | 30 |   |   | 572 | s14 |   |
| 2.0 (85 kW) Eng. PS              |  | 7/88-9/91  |     | • |   | M/T+A/T, Ch 89J373599-8CP300000   | 13-0081      |     |    |    | 22 | 80    | 88  |   |    |   |   |     |     |   |
|                                  |  | 7/88-9/91  |     | • |   | M/T+A/T, Ch 89J373599-8CP300000   | 15-1091      |     | 33 | 30 | 53 | 88    | 30  |   |    |   |   |     | 13  | 2 |
|                                  |  | 5/88-      | L   |   |   | +ABS                              | 17-0181      | 45  | 33 | 33 |    | 88    | 100 |   | 30 |   |   | 585 | s10 |   |
|                                  |  | 5/88-      | R   |   |   | +ABS                              | 17-0182      | 45  | 33 | 33 |    | 88    | 100 |   | 30 |   |   | 574 | s14 |   |
| 2.0 20v (118 kW) Eng. NM         |  | 88-91      | L   |   |   | +ABS, A/T                         | 17-0181      | 45  | 33 | 33 |    | 88    | 100 |   | 30 |   |   | 585 | s10 |   |
|                                  |  | 88-91      | R   |   |   | +ABS, A/T                         | 17-0182      | 45  | 33 | 33 |    | 88    | 100 |   | 30 |   |   | 574 | s14 |   |
| 2.0 20v quattro (118 kW) Eng. NM |  | 88-91      | L   |   |   | +ABS                              | 17-0181      | 45  | 33 | 33 |    | 88    | 100 |   | 30 |   |   | 585 | s10 |   |
|                                  |  | 88-91      | R   |   |   | +ABS                              | 17-0182      | 45  | 33 | 33 |    | 88    | 100 |   | 30 |   |   | 574 | s14 |   |
























































| 90 II (89, 89Q, 8A, B3) '87-'91   |   |    | L/R  |  | NOTE                         | METELLI ref.                  | ABS                           | A       | B  | C  | D  | E     | F   | H   | I  | L  | M   | Fig |     |   |
|---|---|---|---|---|------------------------------|-------------------------------|-------------------------------|---------|----|----|----|-------|-----|-----|----|----|-----|-----|-----|---|
| 2.2 E (100 kW) Eng. KV  |    | 87-7/91   |   | ●   | M/T+A/T, Ch -89J373598       | 13-0048                       |                               |         |    | 22 | 83 | 79    |     |     |    |    |     |     |     |   |
|   |   | 87-7/91   |   | ●   | +ABS, M/T+A/T, Ch -89J373598 | 13-0094                       |                               |         |    | 22 | 80 | 88    |     |     |    |    |     |     |     |   |
|   |   | 87-91   |   | ●   | +ABS, M/T+A/T, Ch 89J373599- | 13-0081                       |                               |         |    | 22 | 80 | 88    |     |     |    |    |     |     |     |   |
|   |    | 87-91   |   |   | ●                            | M/T+A/T                       | 14-0012                       |         |    |    | 24 | 107,5 | 120 |     |    |    |     |     |     |   |
|   |   |    | 87-7/91   |   | ●                            | M/T+A/T, Ch -89J373598        | 15-1050                       |         | 22 | 30 | 51 | 90    | 49  |     |    |    |     |     | 11  | 2 |
|   |   |   | 87-7/91   |   | ●                            | +ABS, M/T+A/T, Ch -89J373598  | 15-1111                       | 96      | 22 | 30 | 51 | 88    | 49  |     |    |    |     |     | 11  | 2 |
|   |   |   | 87-91   |   | ●                            | M/T+A/T, Ch 89J373599-        | 15-1091                       |         | 33 | 30 | 53 | 88    | 30  |     |    |    |     |     | 13  | 2 |
|   |   |   | 87-91   |   | ●                            | +ABS, M/T+A/T, Ch 89J373599-  | 15-1112                       | 45      | 33 | 30 | 53 | 88    | 30  |     |    |    |     |     | 13  | 2 |
|   |   |    | 87-91   |   |                              | ●                             | M/T+A/T                       | 16-1014 |    |    | 28 |       | 108 |     |    |    |     |     |     |   |
|   |   | 2.2 E quattro (100 kW) Eng. KV  |      | 4/87-9/91   |                              | ●                             | +ABS, RWD, M/T, Ch 8AL360001- | 13-0057 |    |    |    | 19    | 75  | 82  |    |    |     |     |     |   |
| 87-91   |   |   |   | ●   | FWD, M/T, Ch -89J351000      | 13-0048                       |                               |         |    | 22 | 83 | 79    |     |     |    |    |     |     |     |   |
| 87-91   |   |   |   | ●   | +ABS, FWD, M/T               | 13-0081                       |                               |         |    | 22 | 80 | 88    |     |     |    |    |     |     |     |   |
|  | 4/87-9/91   |   |   |   | ●                            | +ABS, RWD, M/T, Ch 8AL360001- | 14-0005                       |         |    |    | 21 | 94    | 97  |     |    |    |     |     |     |   |
|   |    |   | 4/87-9/91   |   | ●                            | +ABS, RWD, M/T, Ch -8AL360000 | 15-1112                       | 45      | 33 | 30 | 53 | 88    | 30  |     |    |    |     |     | 13  | 2 |
|   |   |   | 4/87-9/91   |   | ●                            | +ABS, RWD, M/T, Ch 8AL360001- | 15-1122                       | 45      | 33 | 30 | 53 | 81    | 30  |     |    |    |     |     | 13  | 2 |
|   |   |   | 87-91   |   | ●                            | FWD, M/T, Ch -89J351000       | 15-1050                       |         | 22 | 30 | 51 | 90    | 49  |     |    |    |     |     | 11  | 2 |
|   |   |   | 87-91   |   | ●                            | +ABS, FWD, M/T, Ch 89H351001- | 15-1112                       | 45      | 33 | 30 | 53 | 88    | 30  |     |    |    |     |     | 13  | 2 |
|   |    |   | 4/87-9/91   |   |                              | ●                             | +ABS, RWD, M/T, Ch -8AL360000 | 16-1010 |    |    | 33 |       | 100 |     |    |    |     |     |     |   |
|   |   |   | 4/87-9/91   |   |                              | ●                             | +ABS, RWD, M/T, Ch 8AL360001- | 16-1004 |    |    | 33 |       | 94  |     |    |    |     |     |     |   |
| 87-91   |   |   |   |   | ●                            | +ABS, FWD, M/T, Ch 89H351001- | 16-1010                       |         |    | 33 |    | 100   |     |     |    |    |     |     |     |   |
| 87-91   |   |   |   |   | ●                            | +ABS, FWD, M/T, Ch -89J351000 | 16-1010                       |         |    | 33 |    | 100   |     |     |    |    |     |     |     |   |
| 2.3 E (100 kW) Eng. NG  |  |   | 4/87-7/91   |   | ●                            | M/T+A/T, Ch -89J373598        | 13-0048                       |         |    |    | 22 | 83    | 79  |     |    |    |     |     |     |   |
|   |   | 4/87-7/91   |   | ●   | +ABS, M/T+A/T, Ch -89J373598 | 13-0094                       |                               |         |    | 22 | 80 | 88    |     |     |    |    |     |     |     |   |
|   |   | 87-91   |   | ●   | +ABS, M/T+A/T, Ch 89J373599- | 13-0081                       |                               |         |    | 22 | 80 | 88    |     |     |    |    |     |     |     |   |
|   |  | 4/87-7/91   |   |   | ●                            | M/T+A/T, Ch -89K420000        | 14-0012                       |         |    |    | 24 | 107,5 | 120 |     |    |    |     |     |     |   |
|   |   |  | 4/87-7/91   |   | ●                            | M/T+A/T, Ch -89J373598        | 15-1050                       |         | 22 | 30 | 51 | 90    | 49  |     |    |    |     |     | 11  | 2 |
|   |   |   | 4/87-7/91   |   | ●                            | +ABS, M/T+A/T, Ch -89J373598  | 15-1111                       | 96      | 22 | 30 | 51 | 88    | 49  |     |    |    |     |     | 11  | 2 |
|   |   |   | 87-91   |   | ●                            | M/T+A/T, Ch 89J373599-        | 15-1091                       |         | 33 | 30 | 53 | 88    | 30  |     |    |    |     |     | 13  | 2 |
|   |   |   | 87-91   |   | ●                            | +ABS, M/T+A/T, Ch 89J373599-  | 15-1112                       | 45      | 33 | 30 | 53 | 88    | 30  |     |    |    |     |     | 13  | 2 |
|   |   |  | 4/87-7/91   |   |                              | ●                             | M/T+A/T, Ch -89K420000        | 16-1014 |    |    | 28 |       | 108 |     |    |    |     |     |     |   |
|   |   |  | 5/88-   | L   |                              |                               | +ABS, M/T                     | 17-0682 | 45 | 33 |    |       | 88  | 108 |    | 30 |     | 585 | s14 |   |
|   | 5/88-   |   | R   |   |                              | +ABS, M/T                     | 17-0683                       | 45      | 33 |    |    | 88    | 108 |     | 30 |    | 571 | s14 |     |   |
|   | 87-88   |   | L   |   |                              | +ABS, Air Cond.               | 17-0181                       | 45      | 33 | 33 |    | 88    | 100 |     | 30 |    | 585 | s10 |     |   |
|   | 87-88   |   | R   |   |                              | +ABS, Air Cond.               | 17-0182                       | 45      | 33 | 33 |    | 88    | 100 |     | 30 |    | 574 | s14 |     |   |

| 90 II (89, 89Q, 8A, B3) '87-'91        |   | L/R  |  | NOTE                               | METELLI ref. | ABS     | A  | B  | C    | D     | E   | F   | H | I  | L | M   | Fig |   |
|--|--|---|---|------------------------------------|--------------|---------|----|----|------|-------|-----|-----|---|----|---|-----|-----|---|
| 2.3 E (98 kW) Eng. NG                  |   | 3/90-7/91   | ●   | +ABS, M/T+A/T, Ch 89J373599-       | 13-0081      |         |    |    | 22   | 80    | 88  |     |   |    |   |     |     |   |
|  |   | 3/90-7/91   |   | ● M/T                              | 14-0012      |         |    |    | 24   | 107,5 | 120 |     |   |    |   |     |     |   |
|  |   | 3/90-7/91   | ●   | M/T+A/T, Ch 89J373599-             | 15-1091      |         | 33 | 30 | 53   | 88    | 30  |     |   |    |   | 13  | 2   |   |
|  |   | 3/90-7/91   | ●   | +ABS, M/T+A/T, Ch 89J373599-       | 15-1112      | 45      | 33 | 30 | 53   | 88    | 30  |     |   |    |   | 13  | 2   |   |
|  |   | 3/90-7/91   |   | ● M/T                              | 16-1014      |         |    | 28 |      | 108   |     |     |   |    |   |     |     |   |
| 2.3 E 20v (123-125 kW) Eng. 7A         |   | 8/88-7/91   | ●   | +ABS, M/T                          | 13-0158      |         |    |    | 24   | 90    | 90  |     |   |    |   |     |     |   |
|  |   | 8/88-7/91   |   | ● M/T                              | 14-0012      |         |    |    | 24   | 107,5 | 120 |     |   |    |   |     |     |   |
|  |   | 8/88-7/91   | ●   | +ABS, M/T                          | 15-1195      | 45      | 38 | 27 | 59,5 | 98    | 34  |     |   |    |   | 13  | 2   |   |
|  |   | 8/88-7/91   |   | ● M/T                              | 16-1014      |         |    | 28 |      | 108   |     |     |   |    |   |     |     |   |
| 2.3 E 20v quattro (123-125 kW) Eng. 7A |   | 88-91   | ●   | +ABS, RWD, M/T                     | 13-0081      |         |    |    | 22   | 80    | 88  |     |   |    |   |     |     |   |
|  |   | 88-91   | ●   | +ABS, RWD, M/T                     | 15-1112      | 45      | 33 | 30 | 53   | 88    | 30  |     |   |    |   | 13  | 2   |   |
|  |   | 88-91   |   | ● RWD, M/T                         | 16-1010      |         |    | 33 |      | 100   |     |     |   |    |   |     |     |   |
| 2.3 E quattro (100 kW) Eng. NG         |   | 1/88-   | ●   | +ABS, FWD, Limousine               | 13-0082      |         |    |    | 22   | 83    | 79  |     |   |    |   |     |     |   |
|  |  | 4/87-9/91   | ●   | +ABS, RWD, M/T                     | 13-0081      |         |    |    | 22   | 80    | 88  |     |   |    |   |     |     |   |
|  |  | 4/87-9/91   | ●   | +ABS, RWD, M/T, Ch 8AL360001-      | 13-0057      |         |    |    | 19   | 75    | 82  |     |   |    |   |     |     |   |
|  |  | 87-91   | ●   | FWD, M/T, Ch 89H300001-89J351000   | 13-0048      |         |    |    | 22   | 83    | 79  |     |   |    |   |     |     |   |
|  |   | 4/87-9/91   |   | ● RWD, M/T, Ch 8AL360001-          | 14-0005      |         |    |    | 21   | 94    | 97  |     |   |    |   |     |     |   |
|  |   | 1/88-   | ●   | +ABS, FWD, Limousine               | 15-1313      | 96      | 33 | 30 | 53   | 87,9  | 30  |     |   |    |   |     | 13  | 2 |
|  |  | 4/87-9/91   | ●   | +ABS, RWD, M/T, Ch -8AL360000      | 15-1112      | 45      | 33 | 30 | 53   | 88    | 30  |     |   |    |   |     | 13  | 2 |
|  |  | 4/87-9/91   | ●   | +ABS, RWD, M/T, Ch 8AL360001-      | 15-1122      | 45      | 33 | 30 | 53   | 81    | 30  |     |   |    |   |     | 13  | 2 |
|  |  | 87-91   | ●   | FWD, M/T, Ch 89H300001-89J351000   | 15-1050      |         | 22 | 30 | 51   | 90    | 49  |     |   |    |   |     | 11  | 2 |
|  |  | 87-91   | ●   | +ABS, FWD, M/T, Ch 89H351001-      | 15-1112      | 45      | 33 | 30 | 53   | 88    | 30  |     |   |    |   |     | 13  | 2 |
|  |   | 4/87-9/91   |   | ● RWD, M/T, Ch -8AL360000          | 16-1010      |         |    | 33 |      | 100   |     |     |   |    |   |     |     |   |
|  |  | 4/87-9/91   |   | ● RWD, M/T, Ch 8AL360001-          | 16-1004      |         |    | 33 |      | 94    |     |     |   |    |   |     |     |   |
|  |  | 87-91   |   | ● FWD, M/T, Ch 89H300001-89J351000 | 16-1010      |         |    | 33 |      | 100   |     |     |   |    |   |     |     |   |
|  |  | 87-91   |   | ● FWD, M/T, Ch 89H351001-          | 16-1010      |         |    | 33 |      | 100   |     |     |   |    |   |     |     |   |
|  |  | 4/84-7/91   | L   |                                    | +ABS, FWD    | 17-0181 | 45 | 33 | 33   |       | 88  | 100 |   | 30 |   | 585 | s10 |   |
|  |  | 4/84-7/91   | R   |                                    | +ABS, FWD    | 17-0182 | 45 | 33 | 33   |       | 88  | 100 |   | 30 |   | 574 | s14 |   |

| 90 II (89, 89Q, 8A, B3) '87-'91  |   |    | L/R |    |    | NOTE                                    | METELLI ref.                  | ABS     | A  | B  | C    | D    | E    | F    | H  | I  | L   | M   | Fig |     |   |
|----------------------------------|---|---|-----|---|--|---|-------------------------------|---------|----|----|------|------|------|------|----|----|-----|-----|-----|-----|---|
| 2.3 E quattro (98 kW) Eng. NG    |    | 3/90-7/91   |     | ●   |  | +ABS, FWD, M/T, Ch 89H351001-           | 13-0081                       |         |    |    | 22   | 80   | 88   |      |    |    |     |     |     |     |   |
|                                  |   | 3/90-7/91   |     | ●   |  | +ABS, RWD, M/T, Ch 8AL360001-           | 13-0057                       |         |    |    | 19   | 75   | 82   |      |    |    |     |     |     |     |   |
|                                  |    | 3/90-7/91   |     | ●   |  | +ABS, FWD, M/T, Ch 89H351001-           | 15-1112                       | 45      | 33 | 30 | 53   | 88   | 30   |      |    |    |     |     | 13  | 2   |   |
|                                  |   | 3/90-7/91   |     | ●   |  | +ABS, RWD, M/T, Ch 8AL360001-           | 15-1122                       | 45      | 33 | 30 | 53   | 81   | 30   |      |    |    |     |     |     | 13  | 2 |
|                                  |    | 3/90-7/91   |     |   | ●  |   | +ABS, FWD, M/T, Ch 89H351001- | 16-1010 |    |    | 33   |      | 100  |      |    |    |     |     |     |     |   |
|                                  |    | 3/90-7/91   | L   |   |  |   | +ABS, FWD                     | 17-0181 | 45 | 33 | 33   |      | 88   | 100  |    | 30 |     |     | 585 | s10 |   |
|                                  | 3/90-7/91   | R   |     |   |  | +ABS, FWD                               | 17-0182                       | 45      | 33 | 33 |      | 88   | 100  |      | 30 |    |     | 574 | s14 |     |   |
| A1 (8X1, 2, A), Sportback '10-   |   |    | L/R |    |    | NOTE                                    | METELLI ref.                  | ABS     | A  | B  | C    | D    | E    | F    | H  | I  | L   | M   | Fig |     |   |
| 1.2 TFSi (63 kW) Eng. CBZA       |    | 10-   |     | ●   |  |   | 13-0283                       |         |    |    | 26   | 87   | 117  |      |    |    |     |     |     |     |   |
|                                  |    | 10-   |     | ●   |  |   | 15-1414                       |         | 36 | 30 | 52   | 90   | 43,5 |      |    |    |     |     | 11  | 2   |   |
|                                  |    | 10-   |     |   | ●  | M/T, Exc. Doppia Frizione/Double Clutch | 16-1010C                      |         |    | 33 |      | 100  |      |      |    |    |     |     |     |     |   |
| 1.4 TFSi (90 kW) Eng. CAXA, CNVA |    | 10-   |     | ●   |  |   | 13-0283                       |         |    |    | 26   | 87   | 117  |      |    |    |     |     |     |     |   |
|                                  |    | 10-   |     | ●   |  |   | 15-1414                       |         | 36 | 30 | 52   | 90   | 43,5 |      |    |    |     |     | 11  | 2   |   |
|                                  |    | 10-   |     |   | ●  | M/T, Exc. Doppia Frizione/Double Clutch | 16-1010C                      |         |    | 33 |      | 100  |      |      |    |    |     |     |     |     |   |
| 1.6 TDi (77 kW) Eng. CAYC        |    | 10-   |     | ●   |  |   | 13-0283                       |         |    |    | 26   | 87   | 117  |      |    |    |     |     |     |     |   |
|                                  |    | 10-   |     | ●   |  |   | 15-1414                       |         | 36 | 30 | 52   | 90   | 43,5 |      |    |    |     |     | 11  | 2   |   |
|                                  |    | 10-   |     |   | ●  | M/T, Exc. Doppia Frizione/Double Clutch | 16-1010C                      |         |    | 33 |      | 100  |      |      |    |    |     |     |     |     |   |
| 2.0 TDi (105 kW) Eng. CFHD       |   | 11-   |     | ●   |  | A/T, Doppia Frizione/Double Clutch      | 13-0283                       |         |    |    | 26   | 87   | 117  |      |    |    |     |     |     |     |   |
|                                  |  | 11-   |     | ●   |  | A/T, Doppia Frizione/Double Clutch      | 15-1414                       |         | 36 | 30 | 52   | 90   | 43,5 |      |    |    |     |     | 11  | 2   |   |
| A2 (8Z0) '00-                    |   |  | L/R |  |  | NOTE                                    | METELLI ref.                  | ABS     | A  | B  | C    | D    | E    | F    | H  | I  | L   | M   | Fig |     |   |
| 1.2 TDi (45 kW) Eng. ANY         |  | 01-   |     | ●   |  |   | 13-0376                       |         |    |    | 21,3 | 69   | 103  |      |    |    |     |     |     |     |   |
|                                  |  | 01-   |     | ●   |  |   | 15-1547                       |         | 20 | 26 | 44   | 69,9 | 43   |      |    |    |     |     | 11  | 1   |   |
|                                  |  | 3/01-   | L   |   |  | M/T                                     | 17-0938                       |         | 20 |    | -    | 70   | -    | 39,3 | 57 | -  | 533 |     |     |     |   |
|                                  |   | 3/01-   | R   |   |  | M/T                                     | 17-0939                       |         | 20 |    | -    | 70   | -    | 39,3 | 57 | -  | 736 |     |     |     |   |
| 1.4 (55 kW) Eng. AUA/ BBY        |  | 00-   |     | ●   |  | +SE                                     | 13-0272                       |         |    |    | 25   | 78   | 130  |      |    |    |     |     |     |     |   |
|                                  |  | 00-   |     | ●   |  | +DC, +SE                                | 15-1413                       |         | 36 | 30 | 52   | 85   | 43   |      |    |    |     |     | 11  | 2   |   |
|                                  |   | 00-   |     | ●   |  | -DC, +SE                                | 15-1397                       |         | 36 | 30 | 52   | 85   | 43,7 |      |    |    |     |     | 11  | 2   |   |
|                                  |  | 00-   | L   |   |  |   | 17-0902                       |         | 36 |    |      | 85   | 93,4 |      | 59 |    |     | 531 | s10 |     |   |
|                                  | 00-   | R   |     |   |  |   | 17-0612                       |         | 36 | 33 |      | 85   | 94   |      | 59 |    |     | 750 | s10 |     |   |




































| <b>A2 (8Z0) '00-</b>                                 |    | L/R   |  |  | NOTE               | METELLI ref.    | ABS            | A  | B    | C  | D    | E   | F | H  | I | L | M   | Fig |  |
|--|---|-------|---|--|--------------------|-----------------|----------------|----|------|----|------|-----|---|----|---|---|-----|-----|--|
| 1.4 TDi (55 kW) Eng. AMF/ BHC                        |    | 00-   |   | •  | Ch 8Z2020546-, +SE | <b>13-0283</b>  |                |    |      | 26 | 87   | 117 |   |    |   |   |     |     |  |
|  |    | 00-   |   | •  | Ch 8Z2020546-, +SE | <b>15-1414</b>  | 36             | 30 | 52   | 90 | 43,5 |     |   |    |   |   | 11  | 2   |  |
|  |    | 00-   | L   |  |                    |                 | <b>17-0900</b> | 36 |      |    | 90   | 85  |   | 59 |   |   | 535 | s10 |  |
|  |   | 00-   | R   |  |                    |                 | <b>17-0901</b> | 36 |      |    | 90   | 90  |   | 59 |   |   | 722 | s10 |  |
| 1.4 TDi (66 kW) Eng. ATL                             |    | 03-   |   | •  | +SE                | <b>13-0283</b>  |                |    |      | 26 | 87   | 117 |   |    |   |   |     |     |  |
|  |    | 03-   |   | •  | +SE                | <b>15-1414</b>  | 36             | 30 | 52   | 90 | 43,5 |     |   |    |   |   | 11  | 2   |  |
|  |    | 03-   | L   |  |                    |                 | <b>17-0900</b> | 36 |      |    | 90   | 85  |   | 59 |   |   | 535 | s10 |  |
|  |   | 03-   | R   |  |                    |                 | <b>17-0901</b> | 36 |      |    | 90   | 90  |   | 59 |   |   | 722 | s10 |  |
| 1.6 FSI (81 kW) Eng. BAD                             |    | 5/02- |   | •  | +SE                | <b>13-0283</b>  |                |    |      | 26 | 87   | 117 |   |    |   |   |     |     |  |
|  |    | 5/02- |   | •  | +SE                | <b>15-1414</b>  | 36             | 30 | 52   | 90 | 43,5 |     |   |    |   |   | 11  | 2   |  |
|  |    | 02-   | L   |  |                    |                 | <b>17-0898</b> | 36 |      |    | 85   | 92  |   | 59 |   |   | 530 | s10 |  |
|  |   | 02-   | R   |  |                    |                 | <b>17-0899</b> | 36 |      |    | 85   | 92  |   | 59 |   |   | 754 | s10 |  |
| <b>A3 I (8L1) '96-'03</b>                            |    | L/R   |  |  | NOTE               | METELLI ref.    | ABS            | A  | B    | C  | D    | E   | F | H  | I | L | M   | Fig |  |
| 1.6 (74 kW) Eng. AEH/ AKL/ APF                       |    | 96-00 |   | •  | M/T                | <b>13-0154</b>  |                |    |      | 22 | 76   | 113 |   |    |   |   |     |     |  |
|  |    | 96-00 |   | •  | M/T                | <b>14-0020</b>  |                |    |      | 21 | 94   | 97  |   |    |   |   |     |     |  |
|  |    | 96-00 |   | •  | M/T                | <b>15-1241</b>  | 36             | 30 | 53   | 81 | 40   |     |   |    |   |   | 11  | 2   |  |
|  |    | 96-00 |   |  | •                  | M/T             | <b>16-1022</b> |    |      | 33 |      | 94  |   |    |   |   |     |     |  |
|  |   | 96-00 |   |  | •                  |                 | <b>16-1022</b> |    |      | 33 |      | 94  |   |    |   |   |     |     |  |
|  |    | 96-00 | L   |  |                    |                 | <b>17-0207</b> | 36 | 33   |    | 81   | 92  |   | 74 |   |   | 554 | s14 |  |
|  |   | 96-00 | R   |  |                    |                 | <b>17-0208</b> | 36 | 33   |    | 81   | 92  |   | 74 |   |   | 822 | s14 |  |
| 1.6 (75 kW) Eng. AVU/ BFQ                            |   | 00-   |   | •  |                    | <b>13-0154</b>  |                |    |      | 22 | 76   | 113 |   |    |   |   |     |     |  |
|  |  | 00-03 |   | •  |                    | <b>14-0020</b>  |                |    |      | 21 | 94   | 97  |   |    |   |   |     |     |  |
|  |  | 00-   |   | •  |                    | <b>15-1241</b>  | 36             | 30 | 53   | 81 | 40   |     |   |    |   |   | 11  | 2   |  |
|  |  | 00-03 |   | •  |                    | <b>16-1022</b>  |                |    | 33   |    | 94   |     |   |    |   |   |     |     |  |
| 1.8 S3 quattro (154 kW) Eng. AMK/ APY/ AUL           |  | 99-   |   | •  |                    | <b>13-0293</b>  |                |    |      | 25 | 90   | 107 |   |    |   |   |     |     |  |
|  |  | 99-   |   | •  |                    | <b>15-1428</b>  | 36             | 27 | 53   | 98 | 40   |     |   |    |   |   | 11  | 2   |  |
| 1.8 S3 quattro (165 kW) Eng. BAM                     |  | 01-   |   | •  |                    | <b>13-0293</b>  |                |    |      | 25 | 90   | 107 |   |    |   |   |     |     |  |
|  |  | 01-   |   | •  |                    | <b>15-1428</b>  | 36             | 27 | 53   | 98 | 40   |     |   |    |   |   | 11  | 2   |  |
| 1.8 T, quattro (110 kW) Eng. AGU/ AQA/ ARZ/ ARX/ AUM |  | 9/96- |   | •  | M/T+A/T            | <b>13-0152</b>  |                |    |      | 26 | 87   | 117 |   |    |   |   |     |     |  |
|  |  | 9/96- |   | •  | M/T+A/T            | <b>15-1189</b>  | 36             | 30 | 52,8 | 90 | 40   |     |   |    |   |   | 11  | 2   |  |
|  |  | 9/96- |   | •  | M/T+A/T            | <b>16-1010A</b> |                |    | 33   |    | 100  |     |   |    |   |   |     |     |  |





























| <b>A3 I (8L1) '96-'03</b>                       |   |    | L/R |    |    | NOTE                          | METELLI ref.    | ABS | A  | B  | C    | D     | E    | F | H  | I | L | M   | Fig |   |
|---|---|---|-----|---|--|-------------------------------|-----------------|-----|----|----|------|-------|------|---|----|---|---|-----|-----|---|
| 1.8 T, quattro (132 kW) Eng. AJQ/ APP/ ARY/ AUQ |    | 98-   |     | •   |  | FWD                           | <b>13-0293</b>  |     |    |    | 25   | 90    | 107  |   |    |   |   |     |     |   |
|   |   | 98-   |     | •   |  | RWD                           | <b>13-0154</b>  |     |    |    | 22   | 76    | 113  |   |    |   |   |     |     |   |
|   |    | 98-   |     | •   |  | FWD                           | <b>15-1428</b>  |     | 36 | 27 | 53   | 98    | 40   |   |    |   |   | 11  | 2   |   |
|   |   | 98-   |     | •   |  | RWD                           | <b>15-1241</b>  |     | 36 | 30 | 53   | 81    | 40   |   |    |   |   |     | 11  | 2 |
| 1.8, quattro (92 kW) Eng. AGN/ APG              |    | 9/96-   |     | •   |  | M/T+A/T                       | <b>13-0152</b>  |     |    |    | 26   | 87    | 117  |   |    |   |   |     |     |   |
|   |    | 9/96-   |     | •   |  | M/T+A/T                       | <b>15-1189</b>  |     | 36 | 30 | 52,8 | 90    | 40   |   |    |   |   | 11  | 2   |   |
|   |    | 9/96-   |     |   | •  | M/T+A/T                       | <b>16-1010A</b> |     |    | 33 |      | 100   |      |   |    |   |   |     |     |   |
|   |    | 9/96-   | L   |   |  |                               | <b>17-0358</b>  |     | 36 | 33 |      | 90    | 100  |   | 78 |   |   | 553 | s10 |   |
| 1.9 TDi (66 kW) Eng. AGR/ ALH                   |    | 96-01   |     | •   |  | M/T+A/T                       | <b>13-0152</b>  |     |    |    | 26   | 87    | 117  |   |    |   |   |     |     |   |
|   |    | 96-01   |     | •   |  | M/T+A/T                       | <b>15-1189</b>  |     | 36 | 30 | 52,8 | 90    | 40   |   |    |   |   | 11  | 2   |   |
|   |    | 96-01   |     |   | •  | M/T+A/T                       | <b>16-1010A</b> |     |    | 33 |      | 100   |      |   |    |   |   |     |     |   |
|   |    | 96-01   | L   |   |  | -ABS                          | <b>17-0358</b>  |     | 36 | 33 |      | 90    | 100  |   | 78 |   |   | 553 | s10 |   |
|   |   | 96-01   | R   |   |  | -ABS                          | <b>17-0211</b>  |     | 36 | 33 |      | 90    | 100  |   | 78 |   |   | 823 | s10 |   |
| 1.9 TDi (74 kW) Eng. ATD/ AXR                   |    | 00-   |     | •   |  | M/T+A/T                       | <b>13-0152</b>  |     |    |    | 26   | 87    | 117  |   |    |   |   |     |     |   |
|   |    | 00-   |     | •   |  | M/T+A/T                       | <b>15-1189</b>  |     | 36 | 30 | 52,8 | 90    | 40   |   |    |   |   | 11  | 2   |   |
| 1.9 TDi (81 kW) Eng. AHF/ ASV                   |    | 97-01   |     | •   |  | M/T+A/T                       | <b>13-0152</b>  |     |    |    | 26   | 87    | 117  |   |    |   |   |     |     |   |
|   |    | 97-01   |     | •   |  | M/T+A/T                       | <b>15-1189</b>  |     | 36 | 30 | 52,8 | 90    | 40   |   |    |   |   | 11  | 2   |   |
|   |    | 97-01   |     |   | •  | M/T+A/T                       | <b>16-1010A</b> |     |    | 33 |      | 100   |      |   |    |   |   |     |     |   |
| 1.9 TDi, quattro (96 kW) Eng. ASZ               |    | 00-03   |     | •   |  |                               | <b>13-0293</b>  |     |    |    | 25   | 90    | 107  |   |    |   |   |     |     |   |
|   |   | 00-03   |     | •   |  |                               | <b>15-1428</b>  |     | 36 | 27 | 53   | 98    | 40   |   |    |   |   | 11  | 2   |   |
|   |  | 00-03   | L   |   |  | M/T                           | <b>17-0443</b>  |     | 36 | 28 |      | 98    | 108  |   | 78 |   |   | 520 | s10 |   |
|   |   | 00-03   | R   |   |  | M/T                           | <b>17-0444</b>  |     | 36 | 28 |      | 98    | 108  |   | 78 |   |   | 806 | s10 |   |
| <b>A3 II (8P1), Sportback '03-</b>              |   |  | L/R |  |  | NOTE                          | METELLI ref.    | ABS | A  | B  | C    | D     | E    | F | H  | I | L | M   | Fig |   |
| 1.2 TSi (77 kW) Eng. CBZB                       |  | 10-   |     | •   |  | Doppia Frizione/Double Clutch | <b>13-0480</b>  |     |    |    | 25,5 | 94    | 116  |   |    |   |   |     |     |   |
|   |  | 10-   |     | •   |  | Doppia Frizione/Double Clutch | <b>15-1708</b>  |     | 36 | 33 | 59,5 | 93,7  | 39,8 |   |    |   |   | 13  | 2   |   |
| 1.4 16v TFSi (92 kW) Eng. CMSA/ CAXC            |  | 06-   |     | •   |  |                               | <b>13-0320</b>  |     |    |    | 25   | 90    | 107  |   |    |   |   |     |     |   |
|   |   | 08-   |     | •   |  | Doppia Frizione/Double Clutch | <b>13-0480</b>  |     |    |    | 25,5 | 94    | 116  |   |    |   |   |     |     |   |
|   |  | 06-   |     | •   |  |                               | <b>15-1463</b>  |     | 36 | 27 | 59,5 | 97,95 | 40,5 |   |    |   |   | 13  | 2   |   |
|   |   | 08-   |     | •   |  | Doppia Frizione/Double Clutch | <b>15-1708</b>  |     | 36 | 33 | 59,5 | 93,7  | 39,8 |   |    |   |   |     | 13  | 2 |

| A3 II (8P1), Sportback '03-                        |    | L/R   |  |  | NOTE                                      | METELLI ref. | ABS     | A  | B    | C     | D    | E   | F  | H  | I | L   | M   | Fig |    |   |
|--|---|-------|---|--|---|--------------|---------|----|------|-------|------|-----|----|----|---|-----|-----|-----|----|---|
| 1.6 (75 kW) Eng. BGU/ BSE/ BSF/ CCSA/ CMXA         |    | 5/03- |   | ●  | M/T+A/T, 5-6Sp, Tiptronic                 | 13-0319      |         |    |      | 26    | 87   | 117 |    |    |   |     |     |     |    |   |
|  |    | 5/03- |   | ●  | A/T, 6Sp, Tiptronic                       | 15-1467      | 36      | 30 | 59,5 | 90    | 40   |     |    |    |   |     | 13  | 2   |    |   |
|  |   | 5/03- |   | ●  | M/T, 5Sp                                  | 15-1462      | 36      | 30 | 59,6 | 89,9  | 40   |     |    |    |   |     |     | 13  | 2  |   |
|  |    | 03-   |   |  | ● M/T, Exc. Doppia Frizione/Double Clutch | 16-1010C     |         |    | 33   |       | 100  |     |    |    |   |     |     |     |    |   |
|  |    | 03-   | L   |  |   | M/T          | 17-0763 | 36 |      |       | 90   | 100 |    | 40 |   |     | 544 |     |    |   |
|  |   | 03-   | R   |  |   | M/T          | 17-0764 | 36 |      |       | 90   | 100 |    | 40 |   |     | 798 |     |    |   |
| 1.6 E-Power (75 kW) Eng. CMXA                      |    | 11-   |   | ●  | +ABS                                      | 13-0319      |         |    |      | 26    | 87   | 117 |    |    |   |     |     |     |    |   |
|  |    | 11-   |   | ●  | +ABS                                      | 15-1467      | 36      | 30 | 59,5 | 90    | 40   |     |    |    |   |     |     | 13  | 2  |   |
| 1.6 FSI (85 kW) Eng. BAG/ BLF/ BLP                 |    | 5/03- |   | ●  | M/T, 5Sp                                  | 13-0319      |         |    |      | 26    | 87   | 117 |    |    |   |     |     |     |    |   |
|  |    | 5/03- |   | ●  | M/T, 5Sp, Eng. BGA / BLF                  | 15-1467      | 36      | 30 | 59,5 | 90    | 40   |     |    |    |   |     |     | 13  | 2  |   |
|  |   | 5/03- |   | ●  | M/T, 5Sp, Eng. BLP                        | 15-1462      | 36      | 30 | 59,6 | 89,9  | 40   |     |    |    |   |     |     | 13  | 2  |   |
|  |    | 03-   | L   |  |   |              | 17-0877 | 36 |      |       | 90   | 100 |    | 40 |   |     | 553 | s10 |    |   |
|  |   | 03-   | R   |  |   |              | 17-0878 | 36 |      |       | 90   | 100 |    | 40 |   |     | 813 | s14 |    |   |
| 1.6 TDi (66 kW) Eng. CAYB                          |    | 09-   |   | ●  |   | 13-0319      |         |    |      | 26    | 87   | 117 |    |    |   |     |     |     |    |   |
|  |    | 09-   |   | ●  |   | 15-1467      | 36      | 30 | 59,5 | 90    | 40   |     |    |    |   |     |     | 13  | 2  |   |
|  |    | 09-   |   |  | ● M/T, Exc. Doppia Frizione/Double Clutch | 16-1010C     |         |    | 33   |       | 100  |     |    |    |   |     |     |     |    |   |
| 1.6 TDi (77 kW) Eng. CAYC                          |   | 09-   |   | ●  |   | 13-0319      |         |    |      | 26    | 87   | 117 |    |    |   |     |     |     |    |   |
|  |    | 09-   |   | ●  | Doppia Frizione/ Double Clutch            | 13-0320      |         |    |      | 25    | 90   | 107 |    |    |   |     |     |     |    |   |
|  |   | 09-   |   | ●  | Doppia Frizione/Double Clutch             | 13-0480      |         |    |      | 25,5  | 94   | 116 |    |    |   |     |     |     |    |   |
|  |    | 09-   |   | ●  |   | 15-1467      | 36      | 30 | 59,5 | 90    | 40   |     |    |    |   |     |     | 13  | 2  |   |
|  |   | 09-   |   | ●  | Doppia Frizione/ Double Clutch            | 15-1463      | 36      | 27 | 59,5 | 97,95 | 40,5 |     |    |    |   |     |     | 13  | 2  |   |
|  |   | 09-   |   | ●  | Doppia Frizione/Double Clutch             | 15-1708      | 36      | 33 | 59,5 | 93,7  | 39,8 |     |    |    |   |     |     | 13  | 2  |   |
|  |   | 09-   |   |  | ● M/T, Exc. Doppia Frizione/Double Clutch | 16-1010C     |         |    | 33   |       | 100  |     |    |    |   |     |     |     |    |   |
| 1.8 16v TFSi, quattro (118 kW) Eng. BYT/ BZB/ CDAA |  | 06-   |   | ●  |   | 13-0320      |         |    |      | 25    | 90   | 107 |    |    |   |     |     |     |    |   |
|  |  | 06-   |   | ●  |   | 15-1463      | 36      | 27 | 59,5 | 97,95 | 40,5 |     |    |    |   |     |     | 13  | 2  |   |
|  |  | 07-   |   |  | ● M/T, Exc. Doppia Frizione/Double Clutch | 16-1010C     |         |    | 33   |       | 100  |     |    |    |   |     |     |     |    |   |
| 1.9 TDi (77 kW) Eng. BLS/ BKC/ BXE                 |  | 5/03- |   | ●  | A/T, 6Sp                                  | 13-0320      |         |    |      | 25    | 90   | 107 |    |    |   |     |     |     |    |   |
|  |   | 5/03- |   | ●  | M/T, 5Sp                                  | 13-0319      |         |    |      | 26    | 87   | 117 |    |    |   |     |     |     |    |   |
|  |  | 5/03- |   | ●  | A/T, 6Sp                                  | 15-1463      | 36      | 27 | 59,5 | 97,95 | 40,5 |     |    |    |   |     |     | 13  | 2  |   |
|  |   | 5/03- |   | ●  | M/T, 5Sp                                  | 15-1467      | 36      | 30 | 59,5 | 90    | 40   |     |    |    |   |     |     |     | 13 | 2 |
|  |  | 03-   |   |  | ● M/T, Exc. Doppia Frizione/Double Clutch | 16-1010C     |         |    | 33   |       | 100  |     |    |    |   |     |     |     |    |   |
|  |  | 05-   | L   |  |   | FWD, M/T     | 17-0759 | 36 |      |       | 90   | 100 |    | 40 |   |     | 521 |     |    |   |
|  | 05-   | R     |   |  | FWD, M/T                                  | 17-0760      | 36      |    |      | 90    | 100  |     | 40 |    |   | 813 |     |     |    |   |







































| <b>A3 II (8P1), Sportback '03-</b>              |   |  | L/R |  |  | NOTE                                    | METELLI ref.    | ABS | A  | B    | C     | D    | E   | F | H | I | L | M  | Fig |  |
|---|---|---|-----|---|--|---|-----------------|-----|----|------|-------|------|-----|---|---|---|---|----|-----|--|
| 3.2, quattro (184 kW) Eng. BDB/ BMJ/ BUB        |    | 7/03-   |     | •   |  | M/T, 6Sp                                | <b>13-0320</b>  |     |    |      | 25    | 90   | 107 |   |   |   |   |    |     |  |
|   |    | 7/03-   |     | •   |  | M/T, 6Sp                                | <b>15-1463</b>  | 36  | 27 | 59,5 | 97,95 | 40,5 |     |   |   |   |   | 13 | 2   |  |
|   |    | 03-   |     |   | •  | M/T, Exc. Doppia Frizione/Double Clutch | <b>16-1010C</b> |     |    | 33   |       | 100  |     |   |   |   |   |    |     |  |
|   |    | 8/04-   | R   |   |  | M/T                                     | <b>17-1064</b>  | 36  |    | -    |       | 100  | -   | - | - | - | - |    |     |  |
| S3 2.0 16v TFSI quattro (195 kW) Eng. BHZ/ CDLA |    | 06-   |     | •   |  |   | <b>13-0320</b>  |     |    |      | 25    | 90   | 107 |   |   |   |   |    |     |  |
|   |    | 06-   |     | •   |  |   | <b>15-1463</b>  | 36  | 27 | 59,5 | 97,95 | 40,5 |     |   |   |   |   | 13 | 2   |  |
|   |    | 06-   |     |   | •  | M/T, Exc. Doppia Frizione/Double Clutch | <b>16-1010C</b> |     |    | 33   |       | 100  |     |   |   |   |   |    |     |  |
| S3 quattro (188 kW) Eng. BZC/ CDLC              |    | 07-   |     | •   |  |   | <b>13-0320</b>  |     |    |      | 25    | 90   | 107 |   |   |   |   |    |     |  |
|   |    | 07-   |     | •   |  |   | <b>15-1463</b>  | 36  | 27 | 59,5 | 97,95 | 40,5 |     |   |   |   |   | 13 | 2   |  |
|   |    | 07-   |     |   | •  | M/T, Exc. Doppia Frizione/Double Clutch | <b>16-1010C</b> |     |    | 33   |       | 100  |     |   |   |   |   |    |     |  |
| <b>A3 II Cabrio '08-</b>                        |   |  | L/R |  |  | NOTE                                    | METELLI ref.    | ABS | A  | B    | C     | D    | E   | F | H | I | L | M  | Fig |  |
| 1.2 TFSi (77 kW) Eng. CBZB                      |    | 10-   |     | •   |  | Doppia Frizione/Double Clutch           | <b>13-0480</b>  |     |    |      | 25,5  | 94   | 116 |   |   |   |   |    |     |  |
|   |    | 10-   |     | •   |  | Doppia Frizione/Double Clutch           | <b>15-1708</b>  | 36  | 33 | 59,5 | 93,7  | 39,8 |     |   |   |   |   | 13 | 2   |  |
| 1.4 TFSi (92 kW) Eng. CAXC                      |    | 11-   |     | •   |  | A/T, 7Sp, Doppia Frizione/Double Clutch | <b>13-0480</b>  |     |    |      | 25,5  | 94   | 116 |   |   |   |   |    |     |  |
|   |    | 11-   |     | •   |  | A/T, 7Sp, Doppia Frizione/Double Clutch | <b>15-1708</b>  | 36  | 33 | 59,5 | 93,7  | 39,8 |     |   |   |   |   | 13 | 2   |  |
| 1.6 (75 kW) Eng. BSE                            |    | 08-   |     | •   |  |   | <b>13-0319</b>  |     |    |      | 26    | 87   | 117 |   |   |   |   |    |     |  |
|   |    | 08-   |     | •   |  |   | <b>15-1467</b>  | 36  | 30 | 59,5 | 90    | 40   |     |   |   |   |   | 13 | 2   |  |
| 1.6 TDi (77 kW) Eng. CAYC                       |    | 09-   |     | •   |  |   | <b>13-0319</b>  |     |    |      | 26    | 87   | 117 |   |   |   |   |    |     |  |
|   |   | 09-   |     | •   |  | Doppia Frizione/ Double Clutch          | <b>13-0320</b>  |     |    |      | 25    | 90   | 107 |   |   |   |   |    |     |  |
|   |  | 09-   |     | •   |  |   | <b>15-1467</b>  | 36  | 30 | 59,5 | 90    | 40   |     |   |   |   |   | 13 | 2   |  |
|   |  | 09-   |     | •   |  | Doppia Frizione/ Double Clutch          | <b>15-1463</b>  | 36  | 27 | 59,5 | 97,95 | 40,5 |     |   |   |   |   | 13 | 2   |  |
| 1.8 16v TFSi (118 kW) Eng. BYT/ BZB/ CDAA       |  | 08-   |     | •   |  |   | <b>13-0320</b>  |     |    |      | 25    | 90   | 107 |   |   |   |   |    |     |  |
|   |  | 08-   |     | •   |  |   | <b>15-1463</b>  | 36  | 27 | 59,5 | 97,95 | 40,5 |     |   |   |   |   | 13 | 2   |  |
| 1.9 TDi (77 kW) Eng. BLS/ BKC/ BXE              |  | 08-   |     | •   |  | M/T, 5Sp                                | <b>13-0319</b>  |     |    |      | 26    | 87   | 117 |   |   |   |   |    |     |  |
|   |  | 08-   |     | •   |  | M/T, 5Sp                                | <b>15-1467</b>  | 36  | 30 | 59,5 | 90    | 40   |     |   |   |   |   | 13 | 2   |  |
| 2.0 16v TFSi (147 kW) Eng. AXX/ BWA/ CAWB/ CCTA |  | 08-   |     | •   |  |   | <b>13-0320</b>  |     |    |      | 25    | 90   | 107 |   |   |   |   |    |     |  |
|   |  | 08-   |     | •   |  |   | <b>15-1463</b>  | 36  | 27 | 59,5 | 97,95 | 40,5 |     |   |   |   |   | 13 | 2   |  |
| 2.0 TDi (100 kW) Eng. CBAA/ CFFA                |  | 08-   |     | •   |  | M/T, 5Sp                                | <b>13-0320</b>  |     |    |      | 25    | 90   | 107 |   |   |   |   |    |     |  |
|   |  | 08-   |     | •   |  | M/T, 5Sp                                | <b>15-1463</b>  | 36  | 27 | 59,5 | 97,95 | 40,5 |     |   |   |   |   | 13 | 2   |  |
| 2.0 TDi (103 kW) Eng. CBAB/ CFFB                |  | 08-   |     | •   |  |   | <b>13-0320</b>  |     |    |      | 25    | 90   | 107 |   |   |   |   |    |     |  |
|   |  | 08-   |     | •   |  |   | <b>15-1463</b>  | 36  | 27 | 59,5 | 97,95 | 40,5 |     |   |   |   |   | 13 | 2   |  |

| <b>A3 III (8V1), Sportback (8VA) '12-</b> |   |  | L/R |  |  | NOTE                          | METELLI ref.   | ABS | A  | B    | C    | D    | E   | F | H  | I | L | M   | Fig |   |  |
|---|---|---|-----|---|---|-------------------------------|----------------|-----|----|------|------|------|-----|---|----|---|---|-----|-----|---|--|
| 1.2 TFSI (77 kW) Eng. CJZA                |    | 13-   |     | ●   |   | M/T, 5Sp                      | <b>13-0319</b> |     |    |      | 26   | 87   | 117 |   |    |   |   |     |     |   |  |
|   |   | 13-   |     | ●   |   | Doppia Frizione/Double Clutch | <b>13-0480</b> |     |    |      | 25,5 | 94   | 116 |   |    |   |   |     |     |   |  |
|   |    | 13-   |     | ●   |   | M/T, 5Sp                      | <b>15-1467</b> | 36  | 30 | 59,5 | 90   | 40   |     |   |    |   |   | 13  | 2   |   |  |
|   |   | 13-   |     | ●   |   | Doppia Frizione/Double Clutch | <b>15-1708</b> | 36  | 33 | 59,5 | 93,7 | 39,8 |     |   |    |   |   |     | 13  | 2 |  |
| 1.4 TFSI (103 kW) Eng. CPTA               |    | 12-   |     | ●   |   | Doppia Frizione/Double Clutch | <b>13-0480</b> |     |    |      | 25,5 | 94   | 116 |   |    |   |   |     |     |   |  |
|   |    | 12-   |     | ●   |   | Doppia Frizione/Double Clutch | <b>15-1708</b> | 36  | 33 | 59,5 | 93,7 | 39,8 |     |   |    |   |   |     | 13  | 2 |  |
| 1.4 TFSI (90 kW) Eng. CMBA                |    | 12-   |     | ●   |   | Doppia Frizione/Double Clutch | <b>13-0480</b> |     |    |      | 25,5 | 94   | 116 |   |    |   |   |     |     |   |  |
|   |    | 12-   |     | ●   |   | Doppia Frizione/Double Clutch | <b>15-1708</b> | 36  | 33 | 59,5 | 93,7 | 39,8 |     |   |    |   |   |     | 13  | 2 |  |
| 1.6 TDI (77 kW) Eng. CLHA                 |    | 12-   |     | ●   |   | Doppia Frizione/Double Clutch | <b>13-0480</b> |     |    |      | 25,5 | 94   | 116 |   |    |   |   |     |     |   |  |
|   |    | 12-   |     | ●   |   | Doppia Frizione/Double Clutch | <b>15-1708</b> | 36  | 33 | 59,5 | 93,7 | 39,8 |     |   |    |   |   |     | 13  | 2 |  |
| 2.0 TDI (81 kW) Eng. CRFA                 |    | 13-   |     | ●   |   | Doppia Frizione/Double Clutch | <b>13-0480</b> |     |    |      | 25,5 | 94   | 116 |   |    |   |   |     |     |   |  |
|   |    | 13-   |     | ●   |   | Doppia Frizione/Double Clutch | <b>15-1708</b> | 36  | 33 | 59,5 | 93,7 | 39,8 |     |   |    |   |   |     | 13  | 2 |  |
| <b>A4 I (8D2, B5), Avant '95-'01</b>      |   |  | L/R |  |  | NOTE                          | METELLI ref.   | ABS | A  | B    | C    | D    | E   | F | H  | I | L | M   | Fig |   |  |
| 1.6 (74 kW) Eng. ADP                      |    | 95-7/00   |     | ●   |   | +ABS, M/T+A/T, Ch 8DS000001-  | <b>13-0178</b> |     |    |      | 21   | 85   | 103 |   |    |   |   |     |     |   |  |
|   |    | 95-7/00   |     | ●   |   | M/T+A/T, Ch 8DS000001-        | <b>14-0011</b> |     |    |      | 24   | 100  | 115 |   |    |   |   |     |     |   |  |
|   |    | 95-7/00   |     | ●   |   | +ABS, M/T+A/T, Ch 8DS000001-  | <b>15-1239</b> | 45  | 33 | 30   | 53   | 87,9 | 30  |   |    |   |   |     | 13  | 2 |  |
|   |    | 95-7/00   |     | ●   |   | M/T+A/T, Ch 8DS000001-        | <b>16-1012</b> |     |    | 33   |      | 100  |     |   |    |   |   |     |     |   |  |
|   |    | 95-7/00   | L   |   |   | +ABS, FWD, M/T                | <b>17-0197</b> | 45  | 33 | 28   |      | 88   | 108 |   | 30 |   |   | 611 | s14 |   |  |
|   |   | 95-7/00   | R   |   |   | +ABS, FWD, M/T                | <b>17-0198</b> | 45  | 33 | 28   |      | 88   | 108 |   | 30 |   |   | 636 | s14 |   |  |
| 1.6i (74 kW) Eng. AHL/ ANA/ ARM           |   | 95-7/00   |     | ●   |   | +ABS, M/T+A/T, Ch 8DS000001-  | <b>13-0178</b> |     |    |      | 21   | 85   | 103 |   |    |   |   |     |     |   |  |
|   |  | 95-7/00   |     | ●   |   | M/T+A/T, Ch 8DS000001-        | <b>14-0011</b> |     |    |      | 24   | 100  | 115 |   |    |   |   |     |     |   |  |
|   |  | 95-7/00   |     | ●   |   | +ABS, M/T+A/T, Ch 8DS000001-  | <b>15-1239</b> | 45  | 33 | 30   | 53   | 87,9 | 30  |   |    |   |   |     | 13  | 2 |  |
|   |  | 95-7/00   |     | ●   |   | M/T+A/T, Ch 8DS000001-        | <b>16-1012</b> |     |    | 33   |      | 100  |     |   |    |   |   |     |     |   |  |
|   |  | 95-7/00   | L   |   |   | +ABS, FWD, M/T                | <b>17-0197</b> | 45  | 33 | 28   |      | 88   | 108 |   | 30 |   |   | 611 | s14 |   |  |
|   |   | 95-7/00   | R   |   |   | +ABS, FWD, M/T                | <b>17-0198</b> | 45  | 33 | 28   |      | 88   | 108 |   | 30 |   |   | 636 | s14 |   |  |
| 1.6i (75 kW) Eng. ALZ                     |  | 00-   |     | ●   |   | +ABS                          | <b>13-0258</b> |     |    |      | 21   | 85   | 103 |   |    |   |   |     |     |   |  |
|   |  | 00-   |     | ●   |   | +ABS                          | <b>15-1375</b> | 45  | 33 | 30   | 53   | 87,9 | 30  |   |    |   |   |     | 13  | 2 |  |



























| A4 I (8D2, B5), Avant '95-'01  |  |       | L/R |   |  | NOTE                         | METELLI ref. | ABS | A  | B  | C  | D     | E   | F | H  | I | L   | M   | Fig |  |
|--------------------------------|--|-------|-----|---|--|------------------------------|--------------|-----|----|----|----|-------|-----|---|----|---|-----|-----|-----|--|
| 1.8 (85 kW) Eng. AFY           |  | 95-01 |     | ● |  | +ABS, M/T+A/T, Ch 8DS000001- | 13-0178      |     |    |    | 21 | 85    | 103 |   |    |   |     |     |     |  |
|                                |  | 95-01 |     | ● |  | M/T+A/T, Ch 8DS000001-       | 14-0012      |     |    |    | 24 | 107,5 | 120 |   |    |   |     |     |     |  |
|                                |  | 95-01 |     | ● |  | +ABS, M/T+A/T, Ch 8DS000001- | 15-1239      | 45  | 33 | 30 | 53 | 87,9  | 30  |   |    |   |     | 13  | 2   |  |
|                                |  | 95-01 |     | ● |  | M/T+A/T, Ch 8DS000001-       | 16-1014      |     |    | 28 |    | 108   |     |   |    |   |     |     |     |  |
|                                |  | 95-01 | L   |   |  | +ABS, M/T                    | 17-0199      | 45  | 33 | 28 |    | 88    | 108 |   | 30 |   | 609 | s14 |     |  |
|                                |  | 95-01 | R   |   |  | +ABS, M/T                    | 17-0200      | 45  | 33 | 28 |    | 88    | 108 |   | 30 |   | 635 | s14 |     |  |
| 1.8 (92 kW) Eng. APT/ ARG/ AVV |  | 95-01 |     | ● |  | +ABS, M/T, Ch 8DS000001-     | 13-0178      |     |    |    | 21 | 85    | 103 |   |    |   |     |     |     |  |
|                                |  | 95-01 |     | ● |  | +ABS, A/T                    | 13-0258      |     |    |    | 21 | 85    | 103 |   |    |   |     |     |     |  |
|                                |  | 95-01 |     | ● |  | M/T+A/T, Ch 8DS000001-       | 14-0012      |     |    |    | 24 | 107,5 | 120 |   |    |   |     |     |     |  |
|                                |  | 95-01 |     | ● |  | +ABS, M/T, Ch 8DS000001-     | 15-1239      | 45  | 33 | 30 | 53 | 87,9  | 30  |   |    |   |     | 13  | 2   |  |
|                                |  | 95-01 |     | ● |  | +ABS, A/T                    | 15-1375      | 45  | 33 | 30 | 53 | 87,9  | 30  |   |    |   |     | 13  | 2   |  |
|                                |  | 95-01 |     | ● |  | M/T+A/T, Ch 8DS000001-       | 16-1014      |     |    | 28 |    | 108   |     |   |    |   |     |     |     |  |
|                                |  | 95-01 | L   |   |  | +ABS, M/T                    | 17-0199      | 45  | 33 | 28 |    | 88    | 108 |   | 30 |   | 609 | s14 |     |  |
|                                |  | 95-01 | R   |   |  | +ABS, M/T                    | 17-0200      | 45  | 33 | 28 |    | 88    | 108 |   | 30 |   | 635 | s14 |     |  |
| 1.8 (Exc. Avant) (95 kW)       |  | 95-00 |     | ● |  | +ABS, M/T+A/T, Ch 8DS000001- | 13-0178      |     |    |    | 21 | 85    | 103 |   |    |   |     |     |     |  |
|                                |  | 95-00 |     | ● |  | M/T+A/T, Ch 8DS000001-       | 14-0012      |     |    |    | 24 | 107,5 | 120 |   |    |   |     |     |     |  |
|                                |  | 95-00 |     | ● |  | +ABS, M/T+A/T, Ch 8DS000001- | 15-1239      | 45  | 33 | 30 | 53 | 87,9  | 30  |   |    |   |     | 13  | 2   |  |
|                                |  | 95-00 |     | ● |  | M/T+A/T, Ch 8DS000001-       | 16-1014      |     |    | 28 |    | 108   |     |   |    |   |     |     |     |  |
|                                |  | 95-00 | L   |   |  | +ABS, M/T                    | 17-0199      | 45  | 33 | 28 |    | 88    | 108 |   | 30 |   | 609 | s14 |     |  |
|                                |  | 95-00 | R   |   |  | +ABS, M/T                    | 17-0200      | 45  | 33 | 28 |    | 88    | 108 |   | 30 |   | 635 | s14 |     |  |
| 1.8 quattro (85 kW) Eng. AFY   |  | 95-01 |     | ● |  | +ABS, FWD, Ch 8DS000001-     | 13-0178      |     |    |    | 21 | 85    | 103 |   |    |   |     |     |     |  |
|                                |  | 95-01 |     | ● |  | +ABS, RWD, M/T               | 13-0224      |     |    |    | 22 | 80    | 88  |   |    |   |     |     |     |  |
|                                |  | 95-01 |     | ● |  | FWD, Ch 8DS000001-           | 14-0011      |     |    |    | 24 | 100   | 115 |   |    |   |     |     |     |  |
|                                |  | 95-01 |     | ● |  | +ABS, FWD, Ch 8DS000001-     | 15-1239      | 45  | 33 | 30 | 53 | 87,9  | 30  |   |    |   |     | 13  | 2   |  |
|                                |  | 95-01 |     | ● |  | +ABS, RWD, M/T               | 15-1308      | 45  | 33 | 30 | 53 | 87,9  | 30  |   |    |   |     | 13  | 2   |  |
|                                |  | 95-01 |     | ● |  | FWD, Ch 8DS000001-           | 16-1012      |     |    | 33 |    | 100   |     |   |    |   |     |     |     |  |
|                                |  | 95-01 |     | ● |  | RWD, M/T                     | 16-1010B     |     |    | 33 |    | 100   |     |   |    |   |     |     |     |  |
|                                |  |       |     |   |  |                              |              |     |    |    |    |       |     |   |    |   |     |     |     |  |

























| A4 I (8D2, B5), Avant '95-'01           |   |  | L/R   |  |  | NOTE                          | METELLI ref.                  | ABS             | A              | B  | C  | D    | E     | F   | H   | I  | L  | M   | Fig |     |
|---|---|---|-------|---|---|-------------------------------|-------------------------------|-----------------|----------------|----|----|------|-------|-----|-----|----|----|-----|-----|-----|
| 1.8 quattro (92 kW) Eng. APT/ ARG/ AVV  |    | 95-01   |       | ●   |   | +ABS, FWD, M/T, Ch 8DS000001- | <b>13-0178</b>                |                 |                |    | 21 | 85   | 103   |     |     |    |    |     |     |     |
|   |   | 95-01   |       | ●   |   | +ABS, RWD, M/T                | <b>13-0224</b>                |                 |                |    | 22 | 80   | 88    |     |     |    |    |     |     |     |
|   |   | 95-01   |       | ●   |   | +ABS, A/T                     | <b>13-0258</b>                |                 |                |    | 21 | 85   | 103   |     |     |    |    |     |     |     |
|   |    | 95-01   |       |   | ●   |                               | FWD, Ch 8DS000001-            | <b>14-0011</b>  |                |    |    | 24   | 100   | 115 |     |    |    |     |     |     |
|   |   |  | 95-01 |   | ●   |                               | +ABS, FWD, M/T, Ch 8DS000001- | <b>15-1239</b>  | 45             | 33 | 30 | 53   | 87,9  | 30  |     |    |    |     | 13  | 2   |
|   |   |   | 95-01 |   | ●   |                               | +ABS, RWD, M/T                | <b>15-1308</b>  | 45             | 33 | 30 | 53   | 87,9  | 30  |     |    |    |     | 13  | 2   |
|   | 95-01   |   |       | ●   |   | +ABS, A/T                     | <b>15-1375</b>                | 45              | 33             | 30 | 53 | 87,9 | 30    |     |     |    |    | 13  | 2   |     |
|   |    | 95-01   |       |   | ●   |                               | FWD, Ch 8DS000001-            | <b>16-1012</b>  |                |    | 33 |      | 100   |     |     |    |    |     |     |     |
|   |   | 95-01   |       |   | ●   |                               | RWD, M/T                      | <b>16-1010B</b> |                |    | 33 |      | 100   |     |     |    |    |     |     |     |
|   |   |  | 95-01 | L   |   |                               |                               | +ABS, FWD       | <b>17-0197</b> | 45 | 33 | 28   |       | 88  | 108 |    | 30 |     | 611 | s14 |
|   | 95-01   |   | L/R   |   |   |                               | +ABS, RWD                     | <b>17-0686</b>  | 45             | 33 |    |      | 88    | 100 |     | 30 |    | 593 | s14 |     |
|   | 95-01   |   | R     |   |   |                               | +ABS, FWD                     | <b>17-0198</b>  | 45             | 33 | 28 |      | 88    | 108 |     | 30 |    | 636 | s14 |     |
| 1.8 T. (110 kW) Eng. AEB/ ANB/ APU/ ARK |    | 95-01   |       | ●   |   | +ABS, M/T+A/T, Ch 8DS000001-  | <b>13-0178</b>                |                 |                |    | 21 | 85   | 103   |     |     |    |    |     |     |     |
|   |   | 95-01   |       |   | ●   |                               | M/T+A/T, Ch 8DS000001-        | <b>14-0012</b>  |                |    |    | 24   | 107,5 | 120 |     |    |    |     |     |     |
|   |    | 95-01   |       | ●   |   |                               | +ABS, M/T+A/T, Ch 8DS000001-  | <b>15-1239</b>  | 45             | 33 | 30 | 53   | 87,9  | 30  |     |    |    |     | 13  | 2   |
|   |   | 95-01   |       |   | ●   |                               | M/T+A/T, Ch 8DS000001-        | <b>16-1014</b>  |                |    | 28 |      | 108   |     |     |    |    |     |     |     |
|   |    | 95-01   | L     |   |   |                               | +ABS, M/T                     | <b>17-0199</b>  | 45             | 33 | 28 |      | 88    | 108 |     | 30 |    | 609 | s14 |     |
|   |   | 95-01   | R     |   |   |                               | +ABS, M/T                     | <b>17-0200</b>  | 45             | 33 | 28 |      | 88    | 108 |     | 30 |    | 635 | s14 |     |
| 1.8 T. (110 kW) Eng. AWT                |    | 95-01   |       | ●   |   | +ABS, M/T+A/T, Ch 8DS000001-  | <b>13-0178</b>                |                 |                |    | 21 | 85   | 103   |     |     |    |    |     |     |     |
|   |   | 95-01   |       |   | ●   |                               | M/T+A/T, Ch 8DS000001-        | <b>14-0012</b>  |                |    |    | 24   | 107,5 | 120 |     |    |    |     |     |     |
|   |   | 95-01   |       | ●   |   |                               | +ABS, M/T+A/T, Ch 8DS000001-  | <b>15-1239</b>  | 45             | 33 | 30 | 53   | 87,9  | 30  |     |    |    |     | 13  | 2   |
|   |   | 95-01   |       |   | ●   |                               | M/T+A/T, Ch 8DS000001-        | <b>16-1014</b>  |                |    | 28 |      | 108   |     |     |    |    |     |     |     |
|   |  | 95-01   | L     |   |   |                               | +ABS, M/T                     | <b>17-0199</b>  | 45             | 33 | 28 |      | 88    | 108 |     | 30 |    | 609 | s14 |     |
|   |   | 95-01   | R     |   |   |                               | +ABS, M/T                     | <b>17-0200</b>  | 45             | 33 | 28 |      | 88    | 108 |     | 30 |    | 635 | s14 |     |


















| A4 I (8D2, B5), Avant '95-'01                   |   |  | L/R |  |  | NOTE                     | METELLI ref.   | ABS     | A  | B  | C    | D     | E   | F   | H  | I  | L   | M   | Fig |  |
|---|---|---|-----|---|---|--------------------------|----------------|---------|----|----|------|-------|-----|-----|----|----|-----|-----|-----|--|
| 1.8 T. quattro (110 kW) Eng. AEB/ ANB/ APU/ ARK |    | 95-01   |     | ●   |   | +ABS, FWD, Ch 8DS000001- | 13-0178        |         |    |    | 21   | 85    | 103 |     |    |    |     |     |     |  |
|   |   | 95-01   |     | ●   |   | +ABS, RWD, M/T           | 13-0224        |         |    |    | 22   | 80    | 88  |     |    |    |     |     |     |  |
|   |    | 95-01   |     |   | ●   | FWD, Ch 8DS000001-       | 14-0011        |         |    |    | 24   | 100   | 115 |     |    |    |     |     |     |  |
|   |    | 95-01   |     | ●   |   | +ABS, FWD, Ch 8DS000001- | 15-1239        | 45      | 33 | 30 | 53   | 87,9  | 30  |     |    |    |     | 13  | 2   |  |
|   |   | 95-01   |     | ●   |   | +ABS, RWD, M/T           | 15-1308        | 45      | 33 | 30 | 53   | 87,9  | 30  |     |    |    |     | 13  | 2   |  |
|   |    | 95-01   |     |   | ●   | FWD, Ch 8DS000001-       | 16-1012        |         |    | 33 |      | 100   |     |     |    |    |     |     |     |  |
|   |   | 95-01   |     |   | ●   | RWD, M/T                 | 16-1010B       |         |    | 33 |      | 100   |     |     |    |    |     |     |     |  |
|   |    | 95-01   | L   |   |   |                          | +ABS, FWD      | 17-0197 | 45 | 33 | 28   |       | 88  | 108 |    | 30 |     | 611 | s14 |  |
|   |   | 95-01   | L/R |   |   |                          | +ABS, RWD      | 17-0686 | 45 | 33 |      |       | 88  | 100 |    | 30 |     | 593 | s14 |  |
|   | 95-01   | R   |     |   |   | +ABS, FWD                | 17-0198        | 45      | 33 | 28 |      | 88    | 108 |     | 30 |    | 636 | s14 |     |  |
| 1.8 T. quattro (110 kW) Eng. AWT                |    | 95-01   |     | ●   |   | +ABS, FWD, Ch 8DS000001- | 13-0178        |         |    |    | 21   | 85    | 103 |     |    |    |     |     |     |  |
|   |   | 95-01   |     | ●   |   | +ABS, RWD, M/T           | 13-0224        |         |    |    | 22   | 80    | 88  |     |    |    |     |     |     |  |
|   |    | 95-01   |     |   | ●   | FWD, Ch 8DS000001-       | 14-0011        |         |    |    | 24   | 100   | 115 |     |    |    |     |     |     |  |
|   |    | 95-01   |     | ●   |   | +ABS, FWD, Ch 8DS000001- | 15-1239        | 45      | 33 | 30 | 53   | 87,9  | 30  |     |    |    |     | 13  | 2   |  |
|   |   | 95-01   |     | ●   |   | +ABS, RWD, M/T           | 15-1308        | 45      | 33 | 30 | 53   | 87,9  | 30  |     |    |    |     | 13  | 2   |  |
|   |    | 95-01   |     |   | ●   | FWD, Ch 8DS000001-       | 16-1012        |         |    | 33 |      | 100   |     |     |    |    |     |     |     |  |
|   |   | 95-01   |     |   | ●   | RWD, M/T                 | 16-1010B       |         |    | 33 |      | 100   |     |     |    |    |     |     |     |  |
|   |    | 95-01   | L   |   |   |                          | +ABS, FWD      | 17-0197 | 45 | 33 | 28   |       | 88  | 108 |    | 30 |     | 611 | s14 |  |
|   |   | 95-01   | L/R |   |   |                          | +ABS, RWD      | 17-0686 | 45 | 33 |      |       | 88  | 100 |    | 30 |     | 593 | s14 |  |
|   | 95-01   | R   |     |   |   | +ABS, FWD                | 17-0198        | 45      | 33 | 28 |      | 88    | 108 |     | 30 |    | 636 | s14 |     |  |
| 1.8 T., quattro (132 kW) Eng. AJL               |    | 97-   |     | ●   |   | +ABS                     | 13-0196        |         |    |    | 24   | 90    | 90  |     |    |    |     |     |     |  |
|   |  | 97-   |     | ●   |   | +ABS                     | 15-1267        | 45      | 38 | 27 | 59,5 | 98    | 34  |     |    |    |     | 13  | 2   |  |
| 1.8, quattro (92 kW) Eng. ADR                   |  | 95-01   |     | ●   |   | +ABS, A/T                | 13-0258        |         |    |    | 21   | 85    | 103 |     |    |    |     |     |     |  |
|   |   | 95-01   |     | ●   |   | +ABS, M/T, Ch 8DS000001- | 13-0178        |         |    |    | 21   | 85    | 103 |     |    |    |     |     |     |  |
|   |  | 95-01   |     |   | ●   | M/T+A/T, Ch 8DS000001-   | 14-0012        |         |    |    | 24   | 107,5 | 120 |     |    |    |     |     |     |  |
|   |  | 95-01   |     | ●   |   | +ABS, A/T                | 15-1375        | 45      | 33 | 30 | 53   | 87,9  | 30  |     |    |    |     | 13  | 2   |  |
|   |   | 95-01   |     | ●   |   | +ABS, M/T, Ch 8DS000001- | 15-1239        | 45      | 33 | 30 | 53   | 87,9  | 30  |     |    |    |     | 13  | 2   |  |
|   |  | 95-01   |     |   | ●   | M/T+A/T, Ch 8DS000001-   | 16-1014        |         |    | 28 |      | 108   |     |     |    |    |     |     |     |  |
|   |  | 95-01   | L   |   |   |                          | +ABS, FWD, M/T | 17-0199 | 45 | 33 | 28   |       | 88  | 108 |    | 30 |     | 609 | s14 |  |
|   |   | 95-01   | L/R |   |   |                          | +ABS, RWD      | 17-0686 | 45 | 33 |      |       | 88  | 100 |    | 30 |     | 593 | s14 |  |
|   | 95-01   | R   |     |   |   | +ABS, FWD, M/T           | 17-0200        | 45      | 33 | 28 |      | 88    | 108 |     | 30 |    | 635 | s14 |     |  |

















































| A4 I (8D2, B5), Avant '95-'01                     |    | L/R        |  |  | NOTE           | METELLI ref. | ABS     | A  | B  | C    | D    | E   | F   | H  | I  | L   | M   | Fig |   |
|---|---|------------|---|--|----------------|--------------|---------|----|----|------|------|-----|-----|----|----|-----|-----|-----|---|
| 2.4 quattro (120 kW) Eng. AJG/ AMM/ APZ           |    | 97-        | •   |  | +ABS           | 13-0259      |         |    |    | 21   | 85   | 103 |     |    |    |     |     |     |   |
|   |    | 97-        | •   |  | +ABS           | 15-1377      | 45      | 38 | 30 | 59,6 | 87,9 | 34  |     |    |    |     |     | 13  | 2 |
| 2.4 quattro (121 kW) Eng. AGA/ ALF/ AML/ APS/ ARJ |    | 97-01      | •   |  | +ABS, FWD      | 13-0259      |         |    |    | 21   | 85   | 103 |     |    |    |     |     |     |   |
|   |    | 97-01      | •   |  | +ABS, FWD      | 15-1377      | 45      | 38 | 30 | 59,6 | 87,9 | 34  |     |    |    |     |     | 13  | 2 |
| 2.5 TDi (110 kW) Eng. AFB                         |    | 9/97-11/00 | •   |  | +ABS           | 13-0196      |         |    |    | 24   | 90   | 90  |     |    |    |     |     |     |   |
|   |    | 9/97-11/00 | •   |  | +ABS           | 15-1267      | 45      | 38 | 27 | 59,5 | 98   | 34  |     |    |    |     |     | 13  | 2 |
| 2.5 TDi (110 kW) Eng. AKN                         |    | 9/97-11/00 | •   |  | +ABS           | 13-0196      |         |    |    | 24   | 90   | 90  |     |    |    |     |     |     |   |
|   |    | 9/97-11/00 | •   |  | +ABS           | 15-1267      | 45      | 38 | 27 | 59,5 | 98   | 34  |     |    |    |     |     | 13  | 2 |
| 2.5 TDi quattro (110 kW) Eng. AFB                 |    | 9/97-11/00 | •   |  | +ABS, FWD      | 13-0196      |         |    |    | 24   | 90   | 90  |     |    |    |     |     |     |   |
|   |    | 9/97-11/00 | •   |  | +ABS, FWD      | 15-1267      | 45      | 38 | 27 | 59,5 | 98   | 34  |     |    |    |     |     | 13  | 2 |
| 2.5 TDi quattro (110 kW) Eng. AKN                 |    | 9/97-11/00 | •   |  | +ABS, FWD      | 13-0196      |         |    |    | 24   | 90   | 90  |     |    |    |     |     |     |   |
|   |    | 9/97-11/00 | •   |  | +ABS, FWD      | 15-1267      | 45      | 38 | 27 | 59,5 | 98   | 34  |     |    |    |     |     | 13  | 2 |
| 2.6 (110 kW) Eng. ABC                             |    | 1/95-      | •   |  | +ABS, M/T      | 13-0196      |         |    |    | 24   | 90   | 90  |     |    |    |     |     |     |   |
|   |   | 1/95-11/00 | •   |  | +ABS, A/T      | 13-0259      |         |    |    | 21   | 85   | 103 |     |    |    |     |     |     |   |
|   |    | 1/95-      | •   |  | +ABS, M/T      | 15-1267      | 45      | 38 | 27 | 59,5 | 98   | 34  |     |    |    |     |     | 13  | 2 |
|   |   | 1/95-11/00 | •   |  | +ABS, A/T      | 15-1377      | 45      | 38 | 30 | 59,6 | 87,9 | 34  |     |    |    |     |     | 13  | 2 |
|   |    | 1/95-      | L   |  |                | +ABS, M/T    | 17-0603 | 45 | 38 |      |      | 98  | 130 |    | 34 |     | 601 | s15 |   |
|   |   | 1/95-      | R   |  |                | +ABS, M/T    | 17-0604 | 45 | 38 |      |      | 98  | 130 |    | 34 |     | 621 | s15 |   |
| 2.6 quattro (110 kW) Eng. ABC                     |    | 1/95-      | •   |  | +ABS, RWD, M/T | 13-0224      |         |    |    | 22   | 80   | 88  |     |    |    |     |     |     |   |
|   |   | 1/95-11/00 | •   |  | +ABS, FWD, M/T | 13-0259      |         |    |    | 21   | 85   | 103 |     |    |    |     |     |     |   |
|   |    | 1/95-      | •   |  | FWD, M/T       | 14-0011      |         |    |    | 24   | 100  | 115 |     |    |    |     |     |     |   |
|   |    | 1/95-      | •   |  | +ABS, RWD, M/T | 15-1308      | 45      | 33 | 30 | 53   | 87,9 | 30  |     |    |    |     |     | 13  | 2 |
|   |   | 1/95-11/00 | •   |  | +ABS, FWD, M/T | 15-1377      | 45      | 38 | 30 | 59,6 | 87,9 | 34  |     |    |    |     |     | 13  | 2 |
|   |    | 1/95-      | •   |  | FWD, M/T       | 16-1012      |         |    | 33 |      | 100  |     |     |    |    |     |     |     |   |
|   |   | 1/95-      | •   |  | RWD, M/T       | 16-1010B     |         |    | 33 |      | 100  |     |     |    |    |     |     |     |   |
|   |   | 95-01      | L/R   |  |                | +ABS, RWD    | 17-0686 | 45 | 33 |      |      | 88  | 100 |    | 30 |     | 593 | s14 |   |
| 2.8 (128 kW) Eng. AAH                             |  | 9/95-      | •   |  | +ABS, M/T+A/T  | 13-0196      |         |    |    | 24   | 90   | 90  |     |    |    |     |     |     |   |
|   |  | 9/95-      | •   |  | +ABS, M/T+A/T  | 15-1267      | 45      | 38 | 27 | 59,5 | 98   | 34  |     |    |    |     |     | 13  | 2 |
|   |  | 1/95-      | L   |  | +ABS, M/T      | 17-0603      | 45      | 38 |    |      | 98   | 130 |     | 34 |    | 601 | s15 |     |   |
|   |   | 1/95-      | R   |  | +ABS, M/T      | 17-0604      | 45      | 38 |    |      | 98   | 130 |     | 34 |    | 621 | s15 |     |   |

| <b>A4 I (8D2, B5), Avant '95-'01</b>              |   |   | L/R |   |   | NOTE                                      | METELLI ref.              | ABS             | A  | B  | C    | D    | E    | F   | H  | I  | L | M | Fig |     |   |
|---|---|--|-----|--|---|---|---------------------------|-----------------|----|----|------|------|------|-----|----|----|---|---|-----|-----|---|
| 2.8 (142 kW) Eng. ACK/ ALG/ AMX/ APR/ AQD         |    | 96-01  |     | ●  |   | +ABS, M/T+A/T                             | <b>13-0196</b>            |                 |    |    | 24   | 90   | 90   |     |    |    |   |   |     |     |   |
|   |    | 96-01  |     | ●  |   | +ABS, M/T+A/T                             | <b>15-1267</b>            | 45              | 38 | 27 | 59,5 | 98   | 34   |     |    |    |   |   | 13  | 2   |   |
|   |    | 96-01  | L   |  |   |   | +ABS, M/T                 | <b>17-0603</b>  | 45 | 38 |      |      | 98   | 130 |    | 34 |   |   | 601 | s15 |   |
|   |   | 96-01  | R   |  |   |   | +ABS, M/T                 | <b>17-0604</b>  | 45 | 38 |      |      | 98   | 130 |    | 34 |   |   | 621 | s15 |   |
| 2.8 quattro (128 kW) Eng. AAH                     |    | 1/95-  |     | ●  |   | +ABS, RWD, M/T                            | <b>13-0224</b>            |                 |    |    | 22   | 80   | 88   |     |    |    |   |   |     |     |   |
|   |   | 1/95-7/97  |     | ●  |   | +ABS, FWD, M/T                            | <b>13-0259</b>            |                 |    |    | 21   | 85   | 103  |     |    |    |   |   |     |     |   |
|   |    | 1/95-  |     | ●  |   | FWD, M/T                                  | <b>14-0011</b>            |                 |    |    | 24   | 100  | 115  |     |    |    |   |   |     |     |   |
|   |    | 1/95-  |     | ●  |   |   | +ABS, RWD, M/T            | <b>15-1308</b>  | 45 | 33 | 30   | 53   | 87,9 | 30  |    |    |   |   |     | 13  | 2 |
|   |   | 1/95-7/97  |     | ●  |   |   | +ABS, FWD, M/T            | <b>15-1377</b>  | 45 | 38 | 30   | 59,6 | 87,9 | 34  |    |    |   |   |     | 13  | 2 |
|   |    | 1/95-  |     | ●  |   |   | FWD, M/T                  | <b>16-1012</b>  |    |    | 33   |      | 100  |     |    |    |   |   |     |     |   |
|   |   | 1/95-  |     | ●  |   |   | RWD, M/T                  | <b>16-1010B</b> |    |    | 33   |      | 100  |     |    |    |   |   |     |     |   |
|   |    | 95-01  | L/R |  |   |   | +ABS, RWD                 | <b>17-0686</b>  | 45 | 33 |      |      | 88   | 100 |    | 30 |   |   | 593 | s14 |   |
| 2.8 quattro (142 kW) Eng. ACK/ ALG/ AMX/ APR/ AQD |    | 96-01  |     | ●  |   | +ABS, RWD, M/T                            | <b>13-0224</b>            |                 |    |    | 22   | 80   | 88   |     |    |    |   |   |     |     |   |
|   |   | 96-7/97  |     | ●  |   | +ABS, FWD, M/T                            | <b>13-0259</b>            |                 |    |    | 21   | 85   | 103  |     |    |    |   |   |     |     |   |
|   |    | 96-01  |     | ●  |   | FWD, M/T                                  | <b>14-0011</b>            |                 |    |    | 24   | 100  | 115  |     |    |    |   |   |     |     |   |
|   |    | 96-01  |     | ●  |   |   | +ABS, RWD, M/T            | <b>15-1308</b>  | 45 | 33 | 30   | 53   | 87,9 | 30  |    |    |   |   |     | 13  | 2 |
|   |   | 96-7/97  |     | ●  |   |   | +ABS, FWD, M/T            | <b>15-1377</b>  | 45 | 38 | 30   | 59,6 | 87,9 | 34  |    |    |   |   |     | 13  | 2 |
|   |    | 96-01  |     | ●  |   |   | FWD, M/T                  | <b>16-1012</b>  |    |    | 33   |      | 100  |     |    |    |   |   |     |     |   |
|   |   | 96-01  |     | ●  |   |   | RWD, M/T                  | <b>16-1010B</b> |    |    | 33   |      | 100  |     |    |    |   |   |     |     |   |
|   |    | 96-01  | L/R |  |   |   | +ABS, RWD                 | <b>17-0686</b>  | 45 | 33 |      |      | 88   | 100 |    | 30 |   |   | 593 | s14 |   |
| <b>A4 II (8E2, B6), Avant '00-'04</b>             |   |  | L/R |  |  | NOTE                                      | METELLI ref.              | ABS             | A  | B  | C    | D    | E    | F   | H  | I  | L | M | Fig |     |   |
| 1.6 (75 kW) Eng. ALZ                              |  | 11/00-   |     | ●  |   | +ABS                                      | <b>13-0299</b>            |                 |    |    | 21   | 85   | 103  |     |    |    |   |   |     |     |   |
|   |  | 11/00-   |     | ●  |   | +ABS                                      | <b>15-1435</b>            | 45              | 38 | 33 | 59,4 | 87,9 | 34   |     |    |    |   |   | 13  | 1   |   |
| 1.8 T., quattro (110 kW) Eng. AVJ                 |  | 00-02  |     | ●  |   | +ABS, M/T+A/T, Ch 8E1014313-8E1026954     | <b>13-0301</b>            |                 |    |    | 26   | 86   | 138  |     |    |    |   |   |     |     |   |
|   |   | 11/00-   |     | ●  |   | +ABS, FWD, M/T, Ch -8E1014312/ 8E1026955- | <b>13-0299</b>            |                 |    |    | 21   | 85   | 103  |     |    |    |   |   |     |     |   |
|   |  | 00-02  |     | ●  |   | +ABS, M/T+A/T, Ch 8E1014313-8E1026954     | <b>15-1436</b>            | 45              | 38 | 27 | 59,5 | 99,5 | 34   |     |    |    |   |   |     | 13  | 2 |
|   |   | 11/00-   |     | ●  |   | +ABS, FWD, M/T, Ch -8E1014312/ 8E1026955- | <b>15-1435</b>            | 45              | 38 | 33 | 59,4 | 87,9 | 34   |     |    |    |   |   |     | 13  | 1 |
|   |  | 00-02  | L   |  |   |   | +ABS, FWD, M/T, G.Box:FPS | <b>17-0693</b>  | 45 | 38 |      |      | 98   |     |    | 34 |   |   | 596 |     |   |
|   |   | 00-02  | R   |  |   |   | +ABS, FWD, M/T, G.Box:FPS | <b>17-0694</b>  | 45 | 38 |      |      | 98   |     |    | 34 |   |   | 618 |     |   |
|   |   | 11/00-   | L/R |  |   | +ABS, A/T, Ch -8E4195500                  | <b>17-0940</b>            | 45              | 38 |    | -    | 98   | -    | -   | 34 | -  | - |   |     |     |   |



























| <b>A4 II (8E2, B6), Avant '00-'04</b> |   |  | L/R |  |  | NOTE                           | METELLI ref.                  | ABS            | A  | B  | C    | D    | E    | F | H  | I  | L  | M   | Fig |   |
|---------------------------------------|---|---|-----|---|---|--------------------------------|-------------------------------|----------------|----|----|------|------|------|---|----|----|----|-----|-----|---|
| 1.8 T., quattro (120 kW) Eng. BFB     |    | 7/02-   |     | ●   |   | +ABS, Exc. Quattro             | <b>13-0301</b>                |                |    |    | 26   | 86   | 138  |   |    |    |    |     |     |   |
|                                       |   | 7/02-   |     | ●   |   | +ABS, FWD, Quattro             | <b>13-0299</b>                |                |    |    | 21   | 85   | 103  |   |    |    |    |     |     |   |
|                                       |    | 7/02-   |     | ●   |   | +ABS, Exc. Quattro             | <b>15-1436</b>                | 45             | 38 | 27 | 59,5 | 99,5 | 34   |   |    |    |    |     | 13  | 2 |
|                                       |   | 7/02-   |     | ●   |   | +ABS, FWD, Quattro             | <b>15-1435</b>                | 45             | 38 | 33 | 59,4 | 87,9 | 34   |   |    |    |    |     | 13  | 1 |
|                                       |    | 02-04   | L   |   |   |                                | +ABS, FWD, M/T, Ch 8E4000001- | <b>17-0693</b> | 45 | 38 |      |      | 98   |   |    |    | 34 |     | 596 |   |
|                                       |   | 02-04   | R   |   |   |                                | +ABS, FWD, M/T, Ch 8E4000001- | <b>17-0694</b> | 45 | 38 |      |      | 98   |   |    |    | 34 |     | 618 |   |
|                                       |   | 11/00-  | L/R |   |   |                                | +ABS, A/T, Ch -8E4195500      | <b>17-0940</b> | 45 | 38 |      | -    | 98   | - | -  | 34 | -  | -   |     |   |
|                                       |   | 7/02-   | L   |   |   |                                | +ABS, A/T, Ch -8E5400000      | <b>17-0941</b> | 45 | 38 |      | -    | 98   | - | -  | 34 | -  | -   | 517 |   |
|                                       | 7/02-   | R   |     |   |   | +ABS, A/T, Ch -8E5400000       | <b>17-0942</b>                | 45             | 38 |    | -    | 98   | -    | - | 34 | -  | -  | 485 |     |   |
| 1.8 T., quattro (125 kW) Eng. AMB     |    | 01-04   | L   |   |   | +ABS, FWD, M/T, Ch 8E4000001-  | <b>17-0693</b>                | 45             | 38 |    |      | 98   |      |   |    | 34 |    | 596 |     |   |
|                                       |   | 01-04   | R   |   |   | +ABS, FWD, M/T, Ch 8E4000001-  | <b>17-0694</b>                | 45             | 38 |    |      | 98   |      |   |    | 34 |    | 618 |     |   |
| 1.8 T., quattro (140 kW) Eng. BEX     |    | 02-04   |     | ●   |   | +ABS, Exc. quattro             | <b>13-0379</b>                |                |    |    | 27,3 | 96,5 | 109  |   |    |    |    |     |     |   |
|                                       |   | 02-04   |     | ●   |   | +ABS, Only quattro             | <b>13-0299</b>                |                |    |    | 21   | 85   | 103  |   |    |    |    |     |     |   |
|                                       |    | 02-04   |     | ●   |   | +ABS, Exc. quattro             | <b>15-1551</b>                | 45             | 38 | 27 | 59,6 | 100  | 34,3 |   |    |    |    |     | 13  | 1 |
|                                       |   | 02-04   |     | ●   |   | +ABS, Only quattro             | <b>15-1435</b>                | 45             | 38 | 33 | 59,4 | 87,9 | 34   |   |    |    |    |     | 13  | 1 |
|                                       |    | 02-04   | L   |   |   |                                | +ABS, FWD, M/T                | <b>17-0693</b> | 45 | 38 |      |      | 98   |   |    |    | 34 |     | 596 |   |
|                                       |   | 02-04   | R   |   |   |                                | +ABS, FWD, M/T                | <b>17-0694</b> | 45 | 38 |      |      | 98   |   |    |    | 34 |     | 618 |   |
|                                       |   | 7/02-   | L   |   |   |                                | +ABS, A/T, Ch -8E5400000      | <b>17-0941</b> | 45 | 38 |      | -    | 98   | - | -  | 34 | -  | -   | 517 |   |
|                                       |   | 7/02-   | R   |   |   |                                | +ABS, A/T, Ch -8E5400000      | <b>17-0942</b> | 45 | 38 |      | -    | 98   | - | -  | 34 | -  | -   | 485 |   |
| 1.9 TDi (74 kW) Eng. AVB              |    | 01-04   |     | ●   |   | +ABS, M/T, Ch -8E3390000       | <b>13-0301</b>                |                |    |    | 26   | 86   | 138  |   |    |    |    |     |     |   |
|                                       |   | 01-04   |     | ●   |   | +ABS, M/T, Ch 8E4000001-       | <b>13-0379</b>                |                |    |    | 27,3 | 96,5 | 109  |   |    |    |    |     |     |   |
|                                       |   | 01-04   |     | ●   |   | +ABS, M/T, Ch -8E3390000       | <b>15-1436</b>                | 45             | 38 | 27 | 59,5 | 99,5 | 34   |   |    |    |    |     | 13  | 2 |
|                                       |   | 01-04   |     | ●   |   | +ABS, M/T, Ch 8E4000001-       | <b>15-1551</b>                | 45             | 38 | 27 | 59,6 | 100  | 34,3 |   |    |    |    |     | 13  | 1 |
|                                       |  | 01-04   | L   |   |   |                                | +ABS, FWD, M/T, Ch 8E4000001- | <b>17-0693</b> | 45 | 38 |      |      | 98   |   |    |    | 34 |     | 596 |   |
|                                       |   | 01-04   | R   |   |   |                                | +ABS, FWD, M/T, Ch 8E4000001- | <b>17-0694</b> | 45 | 38 |      |      | 98   |   |    |    | 34 |     | 618 |   |
| 1.9 TDi (85 kW) Eng. BKE              |  | 6/04-10/04  |     | ●   |   | +ABS                           | <b>13-0379</b>                |                |    |    | 27,3 | 96,5 | 109  |   |    |    |    |     |     |   |
|                                       |   | 6/04-10/04  |     | ●   |   | +ABS                           | <b>15-1551</b>                | 45             | 38 | 27 | 59,6 | 100  | 34,3 |   |    |    |    |     | 13  | 1 |
| 1.9 TDi (96 kW) Eng. AVF/ AWX         |  | 00-04   |     | ●   |   | +ABS, Ch -8E3390000/ 8E4195500 | <b>13-0301</b>                |                |    |    | 26   | 86   | 138  |   |    |    |    |     |     |   |
|                                       |   | 00-04   |     | ●   |   | +ABS, Ch 8E4000001/ 8E4195501- | <b>13-0379</b>                |                |    |    | 27,3 | 96,5 | 109  |   |    |    |    |     |     |   |
|                                       |  | 00-04   |     | ●   |   | +ABS, Ch -8E3390000/ 8E4195500 | <b>15-1436</b>                | 45             | 38 | 27 | 59,5 | 99,5 | 34   |   |    |    |    |     | 13  | 2 |
|                                       |   | 00-04   |     | ●   |   | +ABS, Ch 8E4000001/ 8E4195501- | <b>15-1551</b>                | 45             | 38 | 27 | 59,6 | 100  | 34,3 |   |    |    |    |     | 13  | 1 |
|                                       |  | 00-04   | L   |   |   |                                | +ABS, FWD, M/T, Ch 8E4000001- | <b>17-0693</b> | 45 | 38 |      |      | 98   |   |    |    | 34 |     | 596 |   |
|                                       |   | 00-04   | R   |   |   |                                | +ABS, FWD, M/T, Ch 8E4000001- | <b>17-0694</b> | 45 | 38 |      |      | 98   |   |    |    | 34 |     | 618 |   |
|                                       | 11/00-  | L/R   |     |   |   | +ABS, A/T, Ch -8E4195500       | <b>17-0940</b>                | 45             | 38 |    | -    | 98   | -    | - | 34 | -  | -  |     |     |   |

| <b>A4 II (8E2, B6), Avant '00-'04</b> |   |  | L/R |  |  | NOTE                         | METELLI ref.   | ABS | A  | B  | C    | D    | E    | F  | H  | I | L   | M  | Fig |
|---------------------------------------|---|---|-----|---|---|------------------------------|----------------|-----|----|----|------|------|------|----|----|---|-----|----|-----|
| 1.9 TDi quattro (96 kW) Eng. AVF/ AWX |    | 00-04   |     | ●   |   | +ABS                         | <b>13-0299</b> |     |    |    | 21   | 85   | 103  |    |    |   |     |    |     |
|                                       |    | 00-04   |     | ●   |   | +ABS                         | <b>15-1435</b> | 45  | 38 | 33 | 59,4 | 87,9 | 34   |    |    |   |     | 13 | 1   |
| 2.0 (96 kW) Eng. ALT                  |    | 00-04   |     | ●   |   | +ABS, M/T+A/T, Ch 8E1004665- | <b>13-0299</b> |     |    |    | 21   | 85   | 103  |    |    |   |     |    |     |
|                                       |   | 00-04   |     | ●   |   | +ABS, M/T, Ch -8E1004664     | <b>13-0301</b> |     |    |    | 26   | 86   | 138  |    |    |   |     |    |     |
|                                       |    | 00-04   |     | ●   |   | +ABS, M/T+A/T, Ch 8E1004665- | <b>15-1435</b> | 45  | 38 | 33 | 59,4 | 87,9 | 34   |    |    |   |     | 13 | 1   |
|                                       |   | 00-04   |     | ●   |   | +ABS, M/T, Ch -8E1004664     | <b>15-1436</b> | 45  | 38 | 27 | 59,5 | 99,5 | 34   |    |    |   |     | 13 | 2   |
| 2.0 FSI (110 kW) Eng. AWA             |    | 02-   |     | ●   |   | +ABS, A/T                    | <b>13-0301</b> |     |    |    | 26   | 86   | 138  |    |    |   |     |    |     |
|                                       |   | 02-   |     | ●   |   | +ABS, M/T                    | <b>13-0299</b> |     |    |    | 21   | 85   | 103  |    |    |   |     |    |     |
|                                       |    | 02-   |     | ●   |   | +ABS, A/T                    | <b>15-1436</b> | 45  | 38 | 27 | 59,5 | 99,5 | 34   |    |    |   |     | 13 | 2   |
|                                       |   | 02-   |     | ●   |   | +ABS, M/T                    | <b>15-1435</b> | 45  | 38 | 33 | 59,4 | 87,9 | 34   |    |    |   |     | 13 | 1   |
|                                       |    | 7/02-   | L/R |   |   | +ABS, A/T, Ch -8E4195500     | <b>17-0940</b> | 45  | 38 |    | -    | 98   | -    | -  | 34 | - | -   |    |     |
| 2.4 (120 kW) Eng. AMM                 |    | 01-04   |     | ●   |   | +ABS, M/T+A/T                | <b>13-0301</b> |     |    |    | 26   | 86   | 138  |    |    |   |     |    |     |
|                                       |    | 01-04   |     | ●   |   | +ABS, M/T+A/T                | <b>15-1436</b> | 45  | 38 | 27 | 59,5 | 99,5 | 34   |    |    |   |     | 13 | 2   |
|                                       |    | 01-04   | L   |   |   | +ABS, FWD, M/T               | <b>17-0693</b> | 45  | 38 |    |      | 98   |      |    | 34 |   | 596 |    |     |
|                                       |   | 01-04   | R   |   |   | +ABS, FWD, M/T               | <b>17-0694</b> | 45  | 38 |    |      | 98   |      |    | 34 |   | 618 |    |     |
| 2.4 (125 kW) Eng. BDV                 |    | 01-   |     | ●   |   | +ABS                         | <b>13-0301</b> |     |    |    | 26   | 86   | 138  |    |    |   |     |    |     |
|                                       |    | 01-   |     | ●   |   | +ABS                         | <b>15-1436</b> | 45  | 38 | 27 | 59,5 | 99,5 | 34   |    |    |   |     | 13 | 2   |
|                                       |    | 01-04   | L   |   |   | +ABS, FWD, M/T               | <b>17-0693</b> | 45  | 38 |    |      | 98   |      |    | 34 |   | 596 |    |     |
|                                       |   | 01-04   | R   |   |   | +ABS, FWD, M/T               | <b>17-0694</b> | 45  | 38 |    |      | 98   |      |    | 34 |   | 618 |    |     |
|                                       |   | 9/01-   | L/R |   |   | +ABS, A/T, Ch -8E4195500     | <b>17-0940</b> | 45  | 38 |    | -    | 98   | -    | -  | 34 | - | -   |    |     |
| 2.5 TDi (114 kW) Eng. AYM             |   | 8/01-   |     | ●   |   | +ABS                         | <b>13-0301</b> |     |    |    | 26   | 86   | 138  |    |    |   |     |    |     |
|                                       |  | 8/01-   |     | ●   |   | +ABS                         | <b>15-1436</b> | 45  | 38 | 27 | 59,5 | 99,5 | 34   |    |    |   |     | 13 | 2   |
|                                       |  | 01-02   | L   |   |   | +ABS, FWD, M/T               | <b>17-0693</b> | 45  | 38 |    |      | 98   |      |    | 34 |   | 596 |    |     |
|                                       |   | 01-02   | R   |   |   | +ABS, FWD, M/T               | <b>17-0694</b> | 45  | 38 |    |      | 98   |      |    | 34 |   | 618 |    |     |
|                                       |   | 8/01-   | L/R |   |   | +ABS, A/T, Ch -8E4195500     | <b>17-0940</b> | 45  | 38 |    | -    | 98   | -    | -  | 34 | - | -   |    |     |
| 2.5 TDi (120 kW) Eng. BCZ/ BDG/ BFC   |  | 02-   |     | ●   |   | +ABS, Eng. BFC               | <b>13-0301</b> |     |    |    | 26   | 86   | 138  |    |    |   |     |    |     |
|                                       |   | 02-04   |     | ●   |   | +ABS, Eng. BCZ, BDG          | <b>13-0379</b> |     |    |    | 27,3 | 96,5 | 109  |    |    |   |     |    |     |
|                                       |  | 02-   |     | ●   |   | +ABS, Eng. BFC               | <b>15-1436</b> | 45  | 38 | 27 | 59,5 | 99,5 | 34   |    |    |   |     | 13 | 2   |
|                                       |   | 02-04   |     | ●   |   | +ABS, Eng. BCZ, BDG          | <b>15-1551</b> | 45  | 38 | 27 | 59,6 | 100  | 34,3 |    |    |   |     | 13 | 1   |
|                                       |  | 02-04   | L   |   |   | +ABS, FWD, M/T               | <b>17-0693</b> | 45  | 38 |    |      | 98   |      |    | 34 |   | 596 |    |     |
|                                       |   | 02-04   | R   |   |   | +ABS, FWD, M/T               | <b>17-0694</b> | 45  | 38 |    |      | 98   |      |    | 34 |   | 618 |    |     |
|                                       | 8/01-   | L/R   |     |   | +ABS, A/T, Ch -8E4195500  | <b>17-0940</b>               | 45             | 38  |    | -  | 98   | -    | -    | 34 | -  | - |     |    |     |
































| <b>A4 II (8E2, B6), Avant '00-'04</b>        |   |    | L/R |    |    | NOTE                          | METELLI ref.             | ABS            | A  | B  | C    | D    | E    | F | H  | I  | L | M   | Fig |   |  |
|--|---|---|-----|---|---|-------------------------------|--------------------------|----------------|----|----|------|------|------|---|----|----|---|-----|-----|---|--|
| 2.5, TDi quattro (132 kW) Eng. AKE/ BAU/ BDH |    | 01-04   |     | ●   |   | +ABS, FWD                     | <b>13-0301</b>           |                |    |    | 26   | 86   | 138  |   |    |    |   |     |     |   |  |
|  |    | 01-04   |     | ●   |   | +ABS, FWD                     | <b>15-1436</b>           | 45             | 38 | 27 | 59,5 | 99,5 | 34   |   |    |    |   | 13  | 2   |   |  |
|  |    | 01-04   | L   |   |   |                               | +ABS, FWD, M/T           | <b>17-0693</b> | 45 | 38 |      |      | 98   |   |    | 34 |   |     | 596 |   |  |
|  |   | 01-04   | R   |   |   |                               | +ABS, FWD, M/T           | <b>17-0694</b> | 45 | 38 |      |      | 98   |   |    | 34 |   |     | 618 |   |  |
|  |   | 11/00-  | L   |   |   |                               | +ABS, A/T, Ch -8E5400000 | <b>17-0941</b> | 45 | 38 |      | -    | 98   | - | -  | 34 | - |     | 517 |   |  |
|  |   | 11/00-  | R   |   |   |                               | +ABS, A/T, Ch -8E5400000 | <b>17-0942</b> | 45 | 38 |      | -    | 98   | - | -  | 34 | - |     | 485 |   |  |
| 3.0, quattro (160 kW) Eng. BBJ               |    | 01-04   |     | ●   |   | +ABS, Ch 8E4350001-           | <b>13-0379</b>           |                |    |    | 27,3 | 96,5 | 109  |   |    |    |   |     |     |   |  |
|  |    | 01-04   |     | ●   |   | +ABS, Ch 8E4350001-           | <b>15-1551</b>           | 45             | 38 | 27 | 59,6 | 100  | 34,3 |   |    |    |   | 13  | 1   |   |  |
|  |    | 01-04   | L   |   |   |                               | +ABS, FWD, M/T           | <b>17-0693</b> | 45 | 38 |      |      | 98   |   |    | 34 |   |     | 596 |   |  |
|  |   | 01-04   | R   |   |   |                               | +ABS, FWD, M/T           | <b>17-0694</b> | 45 | 38 |      |      | 98   |   |    | 34 |   |     | 618 |   |  |
|  |   | 11/00-  | L   |   |   |                               | +ABS, A/T, Ch -8E5400000 | <b>17-0941</b> | 45 | 38 |      | -    | 98   | - | -  | 34 | - |     | 517 |   |  |
|  |   | 11/00-  | L/R |   |   |                               | +ABS, A/T, Ch -8E4195500 | <b>17-0940</b> | 45 | 38 |      | -    | 98   | - | -  | 34 | - |     | -   |   |  |
|  |   | 11/00-  | R   |   |   |                               | +ABS, A/T, Ch -8E5400000 | <b>17-0942</b> | 45 | 38 |      | -    | 98   | - | -  | 34 | - |     | 485 |   |  |
| 3.0, quattro (162 kW) Eng. ASN/ AVK          |    | 11/00-  |     | ●   |   | +ABS, FWD                     | <b>13-0301</b>           |                |    |    | 26   | 86   | 138  |   |    |    |   |     |     |   |  |
|  |    | 11/00-  |     | ●   |   | +ABS, FWD                     | <b>15-1436</b>           | 45             | 38 | 27 | 59,5 | 99,5 | 34   |   |    |    |   | 13  | 2   |   |  |
|  |    | 00-04   | L   |   |   |                               | +ABS, FWD, M/T           | <b>17-0693</b> | 45 | 38 |      |      | 98   |   |    | 34 |   |     | 596 |   |  |
|  |   | 00-04   | R   |   |   |                               | +ABS, FWD, M/T           | <b>17-0694</b> | 45 | 38 |      |      | 98   |   |    | 34 |   |     | 618 |   |  |
|  |   | 11/00-  | L   |   |   |                               | +ABS, A/T, Ch -8E5400000 | <b>17-0941</b> | 45 | 38 |      | -    | 98   | - | -  | 34 | - |     | 517 |   |  |
|  |   | 11/00-  | L/R |   |   |                               | +ABS, A/T, Ch -8E4195500 | <b>17-0940</b> | 45 | 38 |      | -    | 98   | - | -  | 34 | - |     | -   |   |  |
|  |   | 11/00-  | R   |   |   |                               | +ABS, A/T, Ch -8E5400000 | <b>17-0942</b> | 45 | 38 |      | -    | 98   | - | -  | 34 | - |     | 485 |   |  |
| 4.1 S4 quattro (253 kW) Eng. BBK             |   | 03-04   |     | ●   |   | +ABS                          | <b>13-0379</b>           |                |    |    | 27,3 | 96,5 | 109  |   |    |    |   |     |     |   |  |
|  |  | 03-04   |     | ●   |   | +ABS                          | <b>15-1551</b>           | 45             | 38 | 27 | 59,6 | 100  | 34,3 |   |    |    |   | 13  | 1   |   |  |
| <b>A4 II Cabrio (8H7) '02-</b>               |   |  | L/R |  |  | NOTE                          | METELLI ref.             | ABS            | A  | B  | C    | D    | E    | F | H  | I  | L | M   | Fig |   |  |
| 1.8 (125 kW) Eng. AMB                        |  | 02-05   | L   |   |   | +ABS, FWD, M/T, Ch 8E4000001- | <b>17-0693</b>           | 45             | 38 |    |      | 98   |      |   | 34 |    |   | 596 |     |   |  |
|  |   | 02-05   | R   |   |   | +ABS, FWD, M/T, Ch 8E4000001- | <b>17-0694</b>           | 45             | 38 |    |      | 98   |      |   | 34 |    |   | 618 |     |   |  |
| 1.8 T., quattro (120 kW) Eng. BFB            |  | 02-   |     | ●   |   | +ABS, Exc. quattro            | <b>13-0301</b>           |                |    |    | 26   | 86   | 138  |   |    |    |   |     |     |   |  |
|  |   | 02-   |     | ●   |   | +ABS, Only quattro            | <b>13-0299</b>           |                |    |    | 21   | 85   | 103  |   |    |    |   |     |     |   |  |
|  |  | 02-   |     | ●   |   | +ABS, Exc. quattro            | <b>15-1436</b>           | 45             | 38 | 27 | 59,5 | 99,5 | 34   |   |    |    |   |     | 13  | 2 |  |
|  |   | 02-   |     | ●   |   | +ABS, Only quattro            | <b>15-1435</b>           | 45             | 38 | 33 | 59,4 | 87,9 | 34   |   |    |    |   |     | 13  | 1 |  |
| 2.0 (96 kW) Eng. ALT                         |  | 04-   |     | ●   |   | +ABS, Ch 8E1004665-           | <b>13-0299</b>           |                |    |    | 21   | 85   | 103  |   |    |    |   |     |     |   |  |
|  |   | 04-   |     | ●   |   | +ABS, Ch -8E1004664           | <b>13-0301</b>           |                |    |    | 26   | 86   | 138  |   |    |    |   |     |     |   |  |
|  |  | 04-   |     | ●   |   | +ABS, Ch 8E1004665-           | <b>15-1435</b>           | 45             | 38 | 33 | 59,4 | 87,9 | 34   |   |    |    |   |     | 13  | 1 |  |
|  |   | 04-   |     | ●   |   | +ABS, Ch -8E1004664           | <b>15-1436</b>           | 45             | 38 | 27 | 59,5 | 99,5 | 34   |   |    |    |   |     | 13  | 2 |  |





































| <b>A4 II Cabrio (8H7) '02-</b>     |   |  | L/R |  |  | NOTE                         | METELLI ref.                 | ABS            | A  | B  | C    | D    | E    | F    | H | I  | L | M   | Fig |   |
|------------------------------------|---|---|-----|---|---|------------------------------|------------------------------|----------------|----|----|------|------|------|------|---|----|---|-----|-----|---|
| 4.1 S4 quattro (253 kW) Eng. BBK   |    | 04-   |     | •   |   | +ABS                         | <b>13-0379</b>               |                |    |    | 27,3 | 96,5 | 109  |      |   |    |   |     |     |   |
|                                    |    | 04-   |     | •   |   | +ABS                         | <b>15-1551</b>               | 45             | 38 | 27 | 59,6 | 100  | 34,3 |      |   |    |   | 13  | 1   |   |
|                                    |    | 04-   | L   |   |   |                              | +ABS                         | <b>17-0693</b> | 45 | 38 |      |      | 98   |      |   | 34 |   | 596 |     |   |
|                                    |   | 04-   | R   |   |   |                              | +ABS                         | <b>17-0694</b> | 45 | 38 |      |      | 98   |      |   | 34 |   | 618 |     |   |
| <b>A4 III (8EC), Avant '04-'07</b> |   |  | L/R |  |  | NOTE                         | METELLI ref.                 | ABS            | A  | B  | C    | D    | E    | F    | H | I  | L | M   | Fig |   |
| 1.6 (75 kW) Eng. ALZ               |    | 04-   |     | •   |   | +ABS                         | <b>13-0379</b>               |                |    |    | 27,3 | 96,5 | 109  |      |   |    |   |     |     |   |
|                                    |   | 04-   |     | •   |   | +ABS                         | <b>13-0299</b>               |                |    |    | 21   | 85   | 103  |      |   |    |   |     |     |   |
|                                    |    | 04-   |     | •   |   |                              | +ABS                         | <b>15-1551</b> | 45 | 38 | 27   | 59,6 | 100  | 34,3 |   |    |   |     | 13  | 1 |
|                                    |   | 04-   |     | •   |   |                              | +ABS                         | <b>15-1435</b> | 45 | 38 | 33   | 59,4 | 87,9 | 34   |   |    |   |     | 13  | 1 |
| 1.8 T, quattro (120 kW) Eng. BFB   |    | 04-   |     | •   |   | +ABS, FWD, M/T, Exc. Quattro | <b>13-0379</b>               |                |    |    | 27,3 | 96,5 | 109  |      |   |    |   |     |     |   |
|                                    |   | 04-   |     | •   |   | +ABS, Only quattro           | <b>13-0299</b>               |                |    |    | 21   | 85   | 103  |      |   |    |   |     |     |   |
|                                    |    | 04-   |     | •   |   |                              | +ABS, FWD, M/T, Exc. Quattro | <b>15-1551</b> | 45 | 38 | 27   | 59,6 | 100  | 34,3 |   |    |   |     | 13  | 1 |
|                                    |   | 04-   |     | •   |   |                              | +ABS, Only quattro           | <b>15-1435</b> | 45 | 38 | 33   | 59,4 | 87,9 | 34   |   |    |   |     | 13  | 1 |
|                                    |    | 04-07   | L   |   |   |                              | +ABS, FWD, M/T               | <b>17-0693</b> | 45 | 38 |      |      | 98   |      |   | 34 |   | 596 |     |   |
|                                    |   | 04-07   | R   |   |   |                              | +ABS, FWD, M/T               | <b>17-0694</b> | 45 | 38 |      |      | 98   |      |   | 34 |   | 618 |     |   |
| 1.9 TDi (85 kW) Eng. BKE/ BRB      |    | 04-07   |     | •   |   | +ABS                         | <b>13-0379</b>               |                |    |    | 27,3 | 96,5 | 109  |      |   |    |   |     |     |   |
|                                    |   | 04-07   |     | •   |   |                              | +ABS                         | <b>15-1551</b> | 45 | 38 | 27   | 59,6 | 100  | 34,3 |   |    |   |     | 13  | 1 |
|                                    |    | 04-07   | L   |   |   |                              | +ABS, FWD, M/T               | <b>17-0693</b> | 45 | 38 |      |      | 98   |      |   | 34 |   | 596 |     |   |
|                                    |   | 04-07   | R   |   |   |                              | +ABS, FWD, M/T               | <b>17-0694</b> | 45 | 38 |      |      | 98   |      |   | 34 |   | 618 |     |   |
| 2.0 (96 kW) Eng. ALT               |    | 04-   |     | •   |   | +ABS                         | <b>13-0299</b>               |                |    |    | 21   | 85   | 103  |      |   |    |   |     |     |   |
|                                    |  | 04-   |     | •   |   | +ABS                         | <b>15-1435</b>               | 45             | 38 | 33 | 59,4 | 87,9 | 34   |      |   |    |   | 13  | 1   |   |
| 2.0 FSi (125 kW) Eng. BPJ/ BYK     |  | 06-07   |     | •   |   | +ABS                         | <b>13-0379</b>               |                |    |    | 27,3 | 96,5 | 109  |      |   |    |   |     |     |   |
|                                    |  | 06-07   |     | •   |   | +ABS                         | <b>15-1551</b>               | 45             | 38 | 27 | 59,6 | 100  | 34,3 |      |   |    |   | 13  | 1   |   |
| 2.0 TDi (100 kW) Eng. BNA/ BRF     |  | 04-07   |     | •   |   | +ABS                         | <b>13-0379</b>               |                |    |    | 27,3 | 96,5 | 109  |      |   |    |   |     |     |   |
|                                    |  | 04-07   |     | •   |   | +ABS                         | <b>15-1551</b>               | 45             | 38 | 27 | 59,6 | 100  | 34,3 |      |   |    |   | 13  | 1   |   |
| 2.0 TDi (89 kW) Eng. BVG           |  | 05-06   |     | •   |   | +ABS                         | <b>13-0379</b>               |                |    |    | 27,3 | 96,5 | 109  |      |   |    |   |     |     |   |
|                                    |  | 05-06   |     | •   |   | +ABS                         | <b>15-1551</b>               | 45             | 38 | 27 | 59,6 | 100  | 34,3 |      |   |    |   | 13  | 1   |   |
| 2.0 TDi (93 kW) Eng. BVF           |  | 05-07   |     | •   |   | +ABS                         | <b>13-0379</b>               |                |    |    | 27,3 | 96,5 | 109  |      |   |    |   |     |     |   |
|                                    |  | 05-07   |     | •   |   | +ABS                         | <b>15-1551</b>               | 45             | 38 | 27 | 59,6 | 100  | 34,3 |      |   |    |   | 13  | 1   |   |





























































| <b>A4 III (8EC), Avant '04-'07</b>                   |   |  | L/R |  |  | NOTE                               | METELLI ref.   | ABS            | A  | B  | C    | D    | E    | F | H | I  | L | M   | Fig |   |
|--|---|---|-----|---|---|------------------------------------|----------------|----------------|----|----|------|------|------|---|---|----|---|-----|-----|---|
| 3.0 TDi quattro (150 kW) Eng. BKN                    |    | 04-   |     | ●   |   | +ABS                               | <b>13-0379</b> |                |    |    | 27,3 | 96,5 | 109  |   |   |    |   |     |     |   |
|  |    | 04-   |     | ●   |   | +ABS                               | <b>15-1551</b> | 45             | 38 | 27 | 59,6 | 100  | 34,3 |   |   |    |   | 13  | 1   |   |
|  |    | 04-07   | L   |   |   |                                    | +ABS, FWD, M/T | <b>17-0693</b> | 45 | 38 |      |      | 98   |   |   | 34 |   |     | 596 |   |
|  |   | 04-07   | R   |   |   |                                    | +ABS, FWD, M/T | <b>17-0694</b> | 45 | 38 |      |      | 98   |   |   | 34 |   |     | 618 |   |
| 3.0 TDi quattro (171 kW) Eng. ASB                    |    | 06-   |     | ●   |   | +ABS                               | <b>13-0379</b> |                |    |    | 27,3 | 96,5 | 109  |   |   |    |   |     |     |   |
|  |    | 06-   |     | ●   |   | +ABS                               | <b>15-1551</b> | 45             | 38 | 27 | 59,6 | 100  | 34,3 |   |   |    |   | 13  | 1   |   |
|  |    | 06-07   | L   |   |   |                                    | +ABS           | <b>17-0693</b> | 45 | 38 |      |      | 98   |   |   | 34 |   |     | 596 |   |
|  |   | 06-07   | R   |   |   |                                    | +ABS           | <b>17-0694</b> | 45 | 38 |      |      | 98   |   |   | 34 |   |     | 618 |   |
| 3.0, quattro (Exc. Avant) (160 kW) Eng. BBJ          |    | 05-07   |     | ●   |   | +ABS                               | <b>13-0379</b> |                |    |    | 27,3 | 96,5 | 109  |   |   |    |   |     |     |   |
|  |    | 05-07   |     | ●   |   | +ABS                               | <b>15-1551</b> | 45             | 38 | 27 | 59,6 | 100  | 34,3 |   |   |    |   | 13  | 1   |   |
|  |    | 05-07   | L   |   |   |                                    | +ABS, FWD, M/T | <b>17-0693</b> | 45 | 38 |      |      | 98   |   |   | 34 |   |     | 596 |   |
|  |   | 05-07   | R   |   |   |                                    | +ABS, FWD, M/T | <b>17-0694</b> | 45 | 38 |      |      | 98   |   |   | 34 |   |     | 618 |   |
| 3.2 FSI, quattro (188 kW) Eng. AUK                   |    | 05-   |     | ●   |   | +ABS, A/T                          | <b>13-0379</b> |                |    |    | 27,3 | 96,5 | 109  |   |   |    |   |     |     |   |
|  |    | 05-   |     | ●   |   | +ABS, A/T                          | <b>15-1551</b> | 45             | 38 | 27 | 59,6 | 100  | 34,3 |   |   |    |   | 13  | 1   |   |
| RS4 quattro (309 kW) Eng. BNS                        |    | 05-   |     | ●   |   | +ABS, M/T                          | <b>13-0379</b> |                |    |    | 27,3 | 96,5 | 109  |   |   |    |   |     |     |   |
|  |    | 05-   |     | ●   |   | +ABS, M/T                          | <b>15-1551</b> | 45             | 38 | 27 | 59,6 | 100  | 34,3 |   |   |    |   | 13  | 1   |   |
| S4 quattro (253 kW) Eng. BBK/ BHF                    |    | 04-   |     | ●   |   | +ABS                               | <b>13-0379</b> |                |    |    | 27,3 | 96,5 | 109  |   |   |    |   |     |     |   |
|  |    | 04-   |     | ●   |   | +ABS                               | <b>15-1551</b> | 45             | 38 | 27 | 59,6 | 100  | 34,3 |   |   |    |   | 13  | 1   |   |
| <b>A4 IV (8K2, K5), Avant '07-</b>                   |   |  | L/R |  |  | NOTE                               | METELLI ref.   | ABS            | A  | B  | C    | D    | E    | F | H | I  | L | M   | Fig |   |
| 1.8 16v TFSI (88 kW) Eng. CABA/ CDHA                 |  | 08-   |     | ●   |   |                                    | <b>13-0461</b> |                |    |    | 27,3 | 96,5 | 109  |   |   |    |   |     |     |   |
|  |  | 08-   |     | ●   |   |                                    | <b>15-1688</b> | 42             | 27 |    | 76,3 | 100  | 33,5 |   |   |    |   | 13a | 1   |   |
| 1.8 16v TFSI, quattro (118 kW) Eng. CABB/ CDHB/ CCUA |  | 07-   |     | ●   |   |                                    | <b>13-0461</b> |                |    |    | 27,3 | 96,5 | 109  |   |   |    |   |     |     |   |
|  |   | 07-   |     | ●   |   | FWD, M/T+A/T, 6/7 Sp, Only quattro | <b>13-0470</b> |                |    |    | 21   | 85   | 103  |   |   |    |   |     |     |   |
|  |  | 07-   |     | ●   |   |                                    | <b>15-1688</b> | 42             | 27 |    | 76,3 | 100  | 33,5 |   |   |    |   |     | 13a | 1 |
|  |   | 07-   |     | ●   |   | FWD, M/T+A/T, 6/7 Sp, Only quattro | <b>15-1697</b> | 42             | 33 |    | 76,3 | 87,8 | 33,5 |   |   |    |   |     | 13a | 1 |
| 2.0 TDi (100 kW) Eng. CAGB/ CJCB                     |  | 07-   |     | ●   |   |                                    | <b>13-0461</b> |                |    |    | 27,3 | 96,5 | 109  |   |   |    |   |     |     |   |
|  |  | 07-   |     | ●   |   |                                    | <b>15-1688</b> | 42             | 27 |    | 76,3 | 100  | 33,5 |   |   |    |   | 13a | 1   |   |
| 2.0 TDi (120 kW) Eng. CAHB/ CGLD                     |  | 08-   |     | ●   |   |                                    | <b>13-0461</b> |                |    |    | 27,3 | 96,5 | 109  |   |   |    |   |     |     |   |
|  |  | 08-   |     | ●   |   |                                    | <b>15-1688</b> | 42             | 27 |    | 76,3 | 100  | 33,5 |   |   |    |   | 13a | 1   |   |
| 2.0 TDi (88 kW) Eng. CAGC/ CJCC                      |  | 08-   |     | ●   |   |                                    | <b>13-0461</b> |                |    |    | 27,3 | 96,5 | 109  |   |   |    |   |     |     |   |
|  |  | 08-   |     | ●   |   |                                    | <b>15-1688</b> | 42             | 27 |    | 76,3 | 100  | 33,5 |   |   |    |   | 13a | 1   |   |
































































| <b>A4 IV (8KH) Allroad '09-</b>                               |   |  | L/R |  |  | NOTE                               | METELLI ref.   | ABS | A  | B  | C    | D    | E    | F | H | I | L | M | Fig |   |
|---|---|---|-----|---|---|------------------------------------|----------------|-----|----|----|------|------|------|---|---|---|---|---|-----|---|
| 2.0 TDi (105 kW) Eng. CAGA/ CJCA                              |    | 09-   |     | •   |   | FWD                                | <b>13-0470</b> |     |    |    | 21   | 85   | 103  |   |   |   |   |   |     |   |
|   |    | 09-   |     | •   |   | FWD                                | <b>15-1697</b> |     | 42 | 33 | 76,3 | 87,8 | 33,5 |   |   |   |   |   | 13a | 1 |
| 2.0 TDi (125 kW) Eng. CAHA                                    |    | 09-   |     | •   |   | FWD                                | <b>13-0470</b> |     |    |    | 21   | 85   | 103  |   |   |   |   |   |     |   |
|   |    | 09-   |     | •   |   | FWD                                | <b>15-1697</b> |     | 42 | 33 | 76,3 | 87,8 | 33,5 |   |   |   |   |   | 13a | 1 |
| 2.0 TFSI (155 kW) Eng. CDNC/ CPMA                             |    | 09-   |     | •   |   | FWD                                | <b>13-0470</b> |     |    |    | 21   | 85   | 103  |   |   |   |   |   |     |   |
|   |    | 09-   |     | •   |   | FWD                                | <b>15-1697</b> |     | 42 | 33 | 76,3 | 87,8 | 33,5 |   |   |   |   |   | 13a | 1 |
| 3.0 TDi (176 kW) Eng. CAPA/ CCWA                              |    | 09-   |     | •   |   |                                    | <b>13-0461</b> |     |    |    | 27,3 | 96,5 | 109  |   |   |   |   |   |     |   |
|   |    | 09-   |     | •   |   |                                    | <b>15-1688</b> |     | 42 | 27 | 76,3 | 100  | 33,5 |   |   |   |   |   | 13a | 1 |
| <b>A5 (8T3), Sportback '07-</b>                               |   |  | L/R |  |  | NOTE                               | METELLI ref.   | ABS | A  | B  | C    | D    | E    | F | H | I | L | M | Fig |   |
| 1.8 16v TFSI, quattro, Coupe, Cabrio (125 kW) Eng. CABD/ CJEB |    | 08-   |     | •   |   |                                    | <b>13-0461</b> |     |    |    | 27,3 | 96,5 | 109  |   |   |   |   |   |     |   |
|   |    | 08-   |     | •   |   |                                    | <b>15-1688</b> |     | 42 | 27 | 76,3 | 100  | 33,5 |   |   |   |   |   | 13a | 1 |
| 1.8 TFSI, Cabrio (118 kW) Eng. CDHB                           |    | 09-   |     | •   |   |                                    | <b>13-0461</b> |     |    |    | 27,3 | 96,5 | 109  |   |   |   |   |   |     |   |
|   |    | 09-   |     | •   |   |                                    | <b>15-1688</b> |     | 42 | 27 | 76,3 | 100  | 33,5 |   |   |   |   |   | 13a | 1 |
| 2.0 TDi (100 kW) Eng. CAGB                                    |    | 09-   |     | •   |   |                                    | <b>13-0461</b> |     |    |    | 27,3 | 96,5 | 109  |   |   |   |   |   |     |   |
|   |    | 09-   |     | •   |   |                                    | <b>15-1688</b> |     | 42 | 27 | 76,3 | 100  | 33,5 |   |   |   |   |   | 13a | 1 |
| 2.0 TDi (120 kW) Eng. CAHB/ CGLD                              |    | 09-   |     | •   |   |                                    | <b>13-0461</b> |     |    |    | 27,3 | 96,5 | 109  |   |   |   |   |   |     |   |
|   |    | 09-   |     | •   |   |                                    | <b>15-1688</b> |     | 42 | 27 | 76,3 | 100  | 33,5 |   |   |   |   |   | 13a | 1 |
| 2.0 TDi, Cabrio (105 kW) Eng. CAGA/ CMEA/ CJCA                |    | 09-   |     | •   |   |                                    | <b>13-0461</b> |     |    |    | 27,3 | 96,5 | 109  |   |   |   |   |   |     |   |
|   |   | 09-   |     | •   |   |                                    | <b>15-1688</b> |     | 42 | 27 | 76,3 | 100  | 33,5 |   |   |   |   |   | 13a | 1 |
| 2.0 TDi, Coupe, Cabrio (125 kW) Eng. CAHA                     |  | 09-   |     | •   |   | Exc. Quattro                       | <b>13-0461</b> |     |    |    | 27,3 | 96,5 | 109  |   |   |   |   |   |     |   |
|   |   | 09-   |     | •   |   | FWD, M/T+A/T, 6/7 Sp, Only quattro | <b>13-0470</b> |     |    |    | 21   | 85   | 103  |   |   |   |   |   |     |   |
|   |  | 09-   |     | •   |   | Exc. Quattro                       | <b>15-1688</b> |     | 42 | 27 | 76,3 | 100  | 33,5 |   |   |   |   |   | 13a | 1 |
|   |   | 09-   |     | •   |   | FWD, M/T+A/T, 6/7 Sp, Only quattro | <b>15-1697</b> |     | 42 | 33 | 76,3 | 87,8 | 33,5 |   |   |   |   |   | 13a | 1 |
| 2.0 TFSi, Coupe (132 kW) Eng. CDNB/ CAEA                      |  | 09-   |     | •   |   |                                    | <b>13-0461</b> |     |    |    | 27,3 | 96,5 | 109  |   |   |   |   |   |     |   |
|   |  | 09-   |     | •   |   |                                    | <b>15-1688</b> |     | 42 | 27 | 76,3 | 100  | 33,5 |   |   |   |   |   | 13a | 1 |
| 2.0 TFSI, quattro, Coupe, Cabrio (155 kW) Eng. CDNC/ CAEB     |  | 08-   |     | •   |   | Exc. Quattro                       | <b>13-0461</b> |     |    |    | 27,3 | 96,5 | 109  |   |   |   |   |   |     |   |
|   |   | 08-   |     | •   |   | FWD, M/T+A/T, 6/7 Sp, Only quattro | <b>13-0470</b> |     |    |    | 21   | 85   | 103  |   |   |   |   |   |     |   |
|   |  | 08-   |     | •   |   | Exc. Quattro                       | <b>15-1688</b> |     | 42 | 27 | 76,3 | 100  | 33,5 |   |   |   |   |   | 13a | 1 |
|   |   | 08-   |     | •   |   | FWD, M/T+A/T, 6/7 Sp, Only quattro | <b>15-1697</b> |     | 42 | 33 | 76,3 | 87,8 | 33,5 |   |   |   |   |   | 13a | 1 |
| 2.7 TDi (120 kW) Eng. CAMB/ CGKB                              |  | 07-   |     | •   |   | M/T+A/T, 6Sp                       | <b>13-0462</b> |     |    |    | 30,5 | 104  | 125  |   |   |   |   |   |     |   |
|   |  | 07-   |     | •   |   | M/T+A/T, 6Sp                       | <b>15-1689</b> |     | 42 | 29 | 76,3 | 106  | 33,5 |   |   |   |   |   | 13a | 1 |


























| <b>A5 (8T3), Sportback '07-</b>                                     |   |  | L/R |  |  | NOTE                               | METELLI ref. | ABS     | A  | B  | C    | D     | E    | F   | H  | I  | L | M   | Fig |     |  |
|---|---|---|-----|---|---|------------------------------------|--------------|---------|----|----|------|-------|------|-----|----|----|---|-----|-----|-----|--|
| 2.7 TDi (140 kW) Eng. CGKA  |    | 09-   |     | ●   |   |                                    | 13-0462      |         |    |    | 30,5 | 104   | 125  |     |    |    |   |     |     |     |  |
|   |    | 09-   |     | ●   |   |                                    | 15-1689      |         | 42 | 29 | 76,3 | 106   | 33,5 |     |    |    |   | 13a | 1   |     |  |
| 2.7 V6 TDi, Coupe, Cabrio (140 kW) Eng. CAMA                        |    | 07-   |     | ●   |   | M/T+A/T, 6Sp                       | 13-0462      |         |    |    | 30,5 | 104   | 125  |     |    |    |   |     |     |     |  |
|   |    | 07-   |     | ●   |   | M/T+A/T, 6Sp                       | 15-1689      |         | 42 | 29 | 76,3 | 106   | 33,5 |     |    |    |   | 13a | 1   |     |  |
| 3.0 TDi quattro (155 kW) Eng. CCWB                                  |    | 08-   |     | ●   |   | Only quattro                       | 13-0461      |         |    |    | 27,3 | 96,5  | 109  |     |    |    |   |     |     |     |  |
|   |    | 08-   |     | ●   |   | Only quattro                       | 15-1688      |         | 42 | 27 | 76,3 | 100   | 33,5 |     |    |    |   | 13a | 1   |     |  |
| 3.0 TDi quattro (176 kW) Eng. CCWA                                  |    | 09-   |     | ●   |   | Only quattro                       | 13-0461      |         |    |    | 27,3 | 96,5  | 109  |     |    |    |   |     |     |     |  |
|   |    | 09-   |     | ●   |   | Only quattro                       | 15-1688      |         | 42 | 27 | 76,3 | 100   | 33,5 |     |    |    |   | 13a | 1   |     |  |
| 3.0 TDi quattro, Coupe (176 kW) Eng. CAPA                           |    | 07-   |     | ●   |   | Only quattro                       | 13-0461      |         |    |    | 27,3 | 96,5  | 109  |     |    |    |   |     |     |     |  |
|   |    | 07-   |     | ●   |   | Only quattro                       | 15-1688      |         | 42 | 27 | 76,3 | 100   | 33,5 |     |    |    |   | 13a | 1   |     |  |
| 3.2 V6 FSI, quattro, Coupe, Cabrio (195 kW) Eng. CALA               |    | 07-   |     | ●   |   | Exc. Quattro                       | 13-0461      |         |    |    | 27,3 | 96,5  | 109  |     |    |    |   |     |     |     |  |
|   |   | 07-   |     | ●   |   | FWD, M/T+A/T, 6/7 Sp, Only quattro | 13-0470      |         |    |    | 21   | 85    | 103  |     |    |    |   |     |     |     |  |
|   |    | 07-   |     | ●   |   | Exc. Quattro                       | 15-1688      |         | 42 | 27 | 76,3 | 100   | 33,5 |     |    |    |   |     | 13a | 1   |  |
|   |   | 07-   |     | ●   |   | FWD, M/T+A/T, 6/7 Sp, Only quattro | 15-1697      |         | 42 | 33 | 76,3 | 87,8  | 33,5 |     |    |    |   |     | 13a | 1   |  |
| S5 3.0 V6 TFSI quattro Cabrio, Coupe (245 kW) Eng. CAKA/ CGWC/ CGXC |    | 09-   |     | ●   |   |                                    | 13-0461      |         |    |    | 27,3 | 96,5  | 109  |     |    |    |   |     |     |     |  |
|   |    | 09-   |     | ●   |   |                                    | 15-1688      |         | 42 | 27 | 76,3 | 100   | 33,5 |     |    |    |   | 13a | 1   |     |  |
| S5 4.2 V8 quattro (260 kW) Eng. CAUA                                |    | 07-   |     | ●   |   |                                    | 13-0461      |         |    |    | 27,3 | 96,5  | 109  |     |    |    |   |     |     |     |  |
|   |    | 07-   |     | ●   |   |                                    | 15-1688      |         | 42 | 27 | 76,3 | 100   | 33,5 |     |    |    |   | 13a | 1   |     |  |
| <b>A6 I (4A, C4), Avant '94-'97</b>                                 |   |  | L/R |  |  | NOTE                               | METELLI ref. | ABS     | A  | B  | C    | D     | E    | F   | H  | I  | L | M   | Fig |     |  |
| 1.8, quattro (92 kW) Eng. ADR                                       |   | 95-2/97   |     | ●   |   | +ABS, M/T                          | 13-0117      |         |    |    | 22   | 80    | 83   |     |    |    |   |     |     |     |  |
|   |  | 95-2/97   |     | ●   |   | +ABS, M/T                          | 15-1140      |         | 45 | 38 | 30   | 59,4  | 90   | 34  |    |    |   |     | 13  | 2   |  |
| 1.9 TDi (66 kW) Eng. 1Z   |  | 6/94-2/97   |     | ●   |   | +ABS, Eng. 1Z                      | 13-0117      |         |    |    | 22   | 80    | 83   |     |    |    |   |     |     |     |  |
|   |  | 6/94-2/97   |     | ●   |   | +ABS, Eng. 1Z                      | 15-1140      |         | 45 | 38 | 30   | 59,4  | 90   | 34  |    |    |   |     | 13  | 2   |  |
| 1.9 TDi (66 kW) Eng. AHU  |  | 6/94-2/97   |     | ●   |   | +ABS, Eng. 1Z                      | 13-0117      |         |    |    | 22   | 80    | 83   |     |    |    |   |     |     |     |  |
|   |  | 6/94-2/97   |     | ●   |   | +ABS, Eng. 1Z                      | 15-1140      |         | 45 | 38 | 30   | 59,4  | 90   | 34  |    |    |   |     | 13  | 2   |  |
| 2.0 (74 kW) Eng. AAE  |  | 6/94-2/97   |     | ●   |   | +ABS, M/T+A/T, Ch 4AS000001-       | 13-0117      |         |    |    | 22   | 80    | 83   |     |    |    |   |     |     |     |  |
|   |  | 6/94-2/97   |     | ●   |   | +ABS, M/T, Ch 4AS000001-           | 14-0012      |         |    |    | 24   | 107,5 | 120  |     |    |    |   |     |     |     |  |
|   |  | 6/94-2/97   |     | ●   |   | +ABS, M/T+A/T, Ch 4AS000001-       | 15-1140      |         | 45 | 38 | 30   | 59,4  | 90   | 34  |    |    |   |     | 13  | 2   |  |
|   |  | 6/94-2/97   |     | ●   |   | +ABS, M/T, Ch 4AS000001-           | 16-1014      |         |    |    | 28   | 108   |      |     |    |    |   |     |     |     |  |
|   |  | 94-97   | L   |   |   |                                    | +ABS, A/T    | 17-0771 |    | 45 | 38   |       | 88   | 108 |    | 34 |   |     | 507 | s15 |  |
| 94-97   |   | R   |     |   |   | +ABS, A/T                          | 17-0684      |         | 45 | 38 |      | 88    | 130  | 41  | 34 |    |   | 614 | s15 |     |  |

| <b>A6 I (4A, C4), Avant '94-'97</b> |   |  | L/R  |  | NOTE                              | METELLI ref.   | ABS            | A  | B  | C    | D     | E   | F   | H  | I  | L | M   | Fig |   |
|-------------------------------------|---|---|---|---|-----------------------------------|----------------|----------------|----|----|------|-------|-----|-----|----|----|---|-----|-----|---|
| 2.0 (85 kW) Eng. ABK                |    | 6/94-2/97   |   | ●   | +ABS, M/T+A/T, Ch 4AS000001-      | <b>13-0117</b> |                |    |    | 22   | 80    | 83  |     |    |    |   |     |     |   |
|                                     |    | 6/94-2/97   |   | ●   | +ABS, M/T, Ch 4AS000001-          | <b>14-0012</b> |                |    |    | 24   | 107,5 | 120 |     |    |    |   |     |     |   |
|                                     |    | 6/94-2/97   |   | ●   | +ABS, M/T+A/T, Ch 4AS000001-      | <b>15-1140</b> | 45             | 38 | 30 | 59,4 | 90    | 34  |     |    |    |   | 13  | 2   |   |
|                                     |    | 6/94-2/97   |   | ●   | +ABS, M/T, Ch 4AS000001-          | <b>16-1014</b> |                |    | 28 |      | 108   |     |     |    |    |   |     |     |   |
|                                     |    | 94-97   | L   |   |                                   | +ABS, A/T      | <b>17-0771</b> | 45 | 38 |      |       | 88  | 108 |    | 34 |   | 507 | s15 |   |
|                                     |   | 94-97   | R   |   |                                   | +ABS, A/T      | <b>17-0684</b> | 45 | 38 |      |       | 88  | 130 | 41 | 34 |   | 614 | s15 |   |
| 2.0 16v (103 kW) Eng. ACE           |    | 6/94-2/97   |   | ●   | +ABS, M/T+A/T, Ch 4AS000001-      | <b>13-0117</b> |                |    |    | 22   | 80    | 83  |     |    |    |   |     |     |   |
|                                     |    | 6/94-2/97   |   | ●   | +ABS, M/T, Ch 4AS000001-          | <b>14-0012</b> |                |    |    | 24   | 107,5 | 120 |     |    |    |   |     |     |   |
|                                     |    | 6/94-2/97   |   | ●   | +ABS, M/T+A/T, Ch 4AS000001-      | <b>15-1140</b> | 45             | 38 | 30 | 59,4 | 90    | 34  |     |    |    |   | 13  | 2   |   |
|                                     |    | 6/94-2/97   |   | ●   | +ABS, M/T, Ch 4AS000001-          | <b>16-1014</b> |                |    | 28 |      | 108   |     |     |    |    |   |     |     |   |
|                                     |    | 94-97   | L   |   |                                   | +ABS, A/T      | <b>17-0771</b> | 45 | 38 |      |       | 88  | 108 |    | 34 |   | 507 | s15 |   |
|                                     |   | 94-97   | R   |   |                                   | +ABS, A/T      | <b>17-0684</b> | 45 | 38 |      |       | 88  | 130 | 41 | 34 |   | 614 | s15 |   |
| 2.0 16v quattro (103 kW) Eng. ACE   |    | 6/94-2/97   |   | ●   | +ABS, FWD, M/T, Ch 4AS000001-     | <b>13-0117</b> |                |    |    | 22   | 80    | 83  |     |    |    |   |     |     |   |
|                                     |   | 6/94-2/97   |   | ●   | +ABS, RWD, M/T+A/T                | <b>13-0100</b> |                |    |    | 22   | 83    | 79  |     |    |    |   |     |     |   |
|                                     |    | 6/94-2/97   |   | ●   | FWD, M/T, Ch 4AS000001-           | <b>14-0011</b> |                |    |    | 24   | 100   | 115 |     |    |    |   |     |     |   |
|                                     |   | 6/94-2/97   |   | ●   | RWD, M/T+A/T                      | <b>14-0012</b> |                |    |    | 24   | 107,5 | 120 |     |    |    |   |     |     |   |
|                                     |    | 6/94-2/97   |   | ●   | +ABS, FWD, M/T, Ch 4AS000001-     | <b>15-1140</b> | 45             | 38 | 30 | 59,4 | 90    | 34  |     |    |    |   |     | 13  | 2 |
|                                     |   | 6/94-2/97   |   | ●   | +ABS, RWD, M/T+A/T                | <b>15-1121</b> | 45             | 38 | 25 | 59,6 | 90    | 34  |     |    |    |   |     | 13  | 3 |
|                                     |    | 6/94-2/97   |   | ●   | FWD, M/T, Ch 4AS000001-           | <b>16-1012</b> |                |    | 33 |      | 100   |     |     |    |    |   |     |     |   |
|                                     |   | 6/94-2/97   |   | ●   | RWD, M/T+A/T                      | <b>16-1014</b> |                |    | 28 |      | 108   |     |     |    |    |   |     |     |   |
| 2.2 S6 T. quattro (169 kW) Eng. AAN |    | 6/94-2/97   |   | ●   | +ABS, FWD, M/T+A/T, Ch 4AS000001- | <b>13-0144</b> |                |    |    | 24   | 90    | 90  |     |    |    |   |     |     |   |
|                                     |   | 6/94-2/97   |   | ●   | +ABS, RWD, A/T                    | <b>13-0100</b> |                |    |    | 22   | 83    | 79  |     |    |    |   |     |     |   |
|                                     |    | 6/94-2/97   |   | ●   | +ABS, 4WD, M/T+A/T, Ch 4AS000001- | <b>14-0012</b> |                |    |    | 24   | 107,5 | 120 |     |    |    |   |     |     |   |
|                                     |   | 6/94-2/97   |   | ●   | +ABS, FWD, M/T+A/T, Ch 4AS000001- | <b>15-1174</b> | 45             | 38 | 27 | 59,6 | 98    | 34  |     |    |    |   |     | 13  | 2 |
|                                     |   | 6/94-2/97   |   | ●   | +ABS, RWD, A/T                    | <b>15-1121</b> | 45             | 38 | 25 | 59,6 | 90    | 34  |     |    |    |   |     | 13  | 3 |
|                                     |  | 6/94-2/97   |   | ●   | +ABS, FWD, M/T, Ch 4AS000001-     | <b>16-1014</b> |                |    | 28 |      | 108   |     |     |    |    |   |     |     |   |
| 6/94-2/97                           |   |   | ●   | +ABS, RWD, M/T+A/T  | <b>16-1014</b>                    |                |                | 28 |    | 108  |       |     |     |    |    |   |     |     |   |
| 2.3, quattro (98 kW) Eng. AAR       |  | 6/94-12/95  |   | ●   | +ABS, M/T, Ch 4AS000001-          | <b>13-0117</b> |                |    |    | 22   | 80    | 83  |     |    |    |   |     |     |   |
|                                     |  | 6/94-12/95  |   | ●   | +ABS, M/T, Ch 4AS000001-          | <b>14-0012</b> |                |    |    | 24   | 107,5 | 120 |     |    |    |   |     |     |   |
|                                     |  | 6/94-12/95  |   | ●   | +ABS, M/T, Ch 4AS000001-          | <b>15-1140</b> | 45             | 38 | 30 | 59,4 | 90    | 34  |     |    |    |   | 13  | 2   |   |
|                                     |  | 6/94-12/95  |   | ●   | +ABS, M/T, Ch 4AS000001-          | <b>16-1014</b> |                |    | 28 |      | 108   |     |     |    |    |   |     |     |   |

| A6 I (4A, C4), Avant '94-'97       |    | L/R       |  |  | NOTE                              | METELLI ref.                | ABS     | A  | B  | C    | D  | E     | F   | H | I  | L | M   | Fig |    |   |
|------------------------------------|---|-----------|---|--|-----------------------------------|-----------------------------|---------|----|----|------|----|-------|-----|---|----|---|-----|-----|----|---|
| 2.5 TDi (84-85 kW) Eng. AAT        |    | 6/94-2/97 |   | ●  | +ABS, M/T+A/T, Ch 4AS000001-      | 13-0144                     |         |    |    | 24   | 90 | 90    |     |   |    |   |     |     |    |   |
|                                    |    | 6/94-2/97 |   | ●  | +ABS, M/T+A/T, Ch 4AS000001-      | 15-1174                     | 45      | 38 | 27 | 59,6 | 98 | 34    |     |   |    |   |     | 13  | 2  |   |
|                                    |    | 6/94-     | L   |  |                                   | +ABS                        | 17-0205 | 45 | 38 |      |    | 98    |     |   | 34 |   | 614 | s15 |    |   |
|                                    |   | 6/94-     | R   |  |                                   | +ABS                        | 17-0206 | 45 | 38 |      |    | 98    |     |   | 34 |   | 650 | s15 |    |   |
| 2.5 TDi, quattro (103 kW) Eng. AEL |    | 6/94-2/97 |   | ●  | +ABS, M/T+A/T, Ch 4AS000001-      | 13-0144                     |         |    |    | 24   | 90 | 90    |     |   |    |   |     |     |    |   |
|                                    |    | 6/94-2/97 |   | ●  | +ABS, M/T+A/T, Ch 4AS000001-      | 15-1174                     | 45      | 38 | 27 | 59,6 | 98 | 34    |     |   |    |   |     | 13  | 2  |   |
|                                    |    | 6/94-     | L   |  |                                   | +ABS                        | 17-0205 | 45 | 38 |      |    | 98    |     |   | 34 |   | 614 | s15 |    |   |
|                                    |   | 6/94-     | R   |  |                                   | +ABS                        | 17-0206 | 45 | 38 |      |    | 98    |     |   | 34 |   | 650 | s15 |    |   |
| 2.6 (102 kW) Eng. ACZ              |    | 6/94-2/97 |   | ●  | +ABS                              | 13-0117                     |         |    |    | 22   | 80 | 83    |     |   |    |   |     |     |    |   |
|                                    |    | 6/94-2/97 |   | ●  | +ABS                              | 15-1140                     | 45      | 38 | 30 | 59,4 | 90 | 34    |     |   |    |   |     | 13  | 2  |   |
| 2.6 (110 kW) Eng. ABC              |    | 6/94-2/97 |   | ●  | +ABS, M/T+A/T, Ch 4AS000001-      | 13-0117                     |         |    |    | 22   | 80 | 83    |     |   |    |   |     |     |    |   |
|                                    |    | 6/94-2/97 |   | ●  | +ABS, M/T+A/T, Ch 4AS000001-      | 15-1140                     | 45      | 38 | 30 | 59,4 | 90 | 34    |     |   |    |   |     | 13  | 2  |   |
| 2.6 quattro (110 kW) Eng. ABC      |    | 6/94-2/97 |   | ●  | +ABS, FWD, M/T, Ch 4AS000001-     | 13-0117                     |         |    |    | 22   | 80 | 83    |     |   |    |   |     |     |    |   |
|                                    |   | 6/94-2/97 |   | ●  | +ABS, RWD, M/T+A/T                | 13-0100                     |         |    |    | 22   | 83 | 79    |     |   |    |   |     |     |    |   |
|                                    |    | 6/94-2/97 |   |  | ●                                 | FWD, M/T, Ch 4AS000001-     | 14-0011 |    |    |      | 24 | 100   | 115 |   |    |   |     |     |    |   |
|                                    |   | 6/94-2/97 |   |  | ●                                 | RWD, M/T+A/T                | 14-0012 |    |    |      | 24 | 107,5 | 120 |   |    |   |     |     |    |   |
|                                    |    | 6/94-2/97 |   | ●  | +ABS, FWD, M/T, Ch 4AS000001-     | 15-1140                     | 45      | 38 | 30 | 59,4 | 90 | 34    |     |   |    |   |     |     | 13 | 2 |
|                                    |   | 6/94-2/97 |   | ●  | +ABS, RWD, M/T+A/T                | 15-1121                     | 45      | 38 | 25 | 59,6 | 90 | 34    |     |   |    |   |     |     | 13 | 3 |
|                                    |    | 6/94-2/97 |   |  | ●                                 | FWD, M/T, Ch 4AS000001-     | 16-1012 |    |    | 33   |    | 100   |     |   |    |   |     |     |    |   |
|                                    |   | 6/94-2/97 |   |  | ●                                 | RWD, M/T+A/T                | 16-1014 |    |    | 28   |    | 108   |     |   |    |   |     |     |    |   |
| 2.8 (128 kW) Eng. AAH/ AEJ         |    | 6/94-2/97 |   | ●  | +ABS, M/T+A/T                     | 13-0144                     |         |    |    | 24   | 90 | 90    |     |   |    |   |     |     |    |   |
|                                    |    | 6/94-2/97 |   | ●  | +ABS, M/T+A/T                     | 15-1174                     | 45      | 38 | 27 | 59,6 | 98 | 34    |     |   |    |   |     | 13  | 2  |   |
|                                    |   | 6/94-     | L   |  |                                   | +ABS, M/T                   | 17-0205 | 45 | 38 |      |    | 98    |     |   | 34 |   | 614 | s15 |    |   |
|                                    |   | 6/94-     | R   |  |                                   | +ABS, M/T                   | 17-0206 | 45 | 38 |      |    | 98    |     |   | 34 |   | 650 | s15 |    |   |
| 2.8 quattro (128 kW) Eng. AAH/ AEJ |  | 6/94-2/97 |   | ●  | +ABS, FWD, M/T+A/T, Ch 4AS000001- | 13-0144                     |         |    |    | 24   | 90 | 90    |     |   |    |   |     |     |    |   |
|                                    |   | 6/94-2/97 |   | ●  | +ABS, RWD, M/T+A/T                | 13-0100                     |         |    |    | 22   | 83 | 79    |     |   |    |   |     |     |    |   |
|                                    |  | 6/94-2/97 |   |  | ●                                 | 4WD, M/T+A/T, Ch 4AS000001- | 14-0012 |    |    |      | 24 | 107,5 | 120 |   |    |   |     |     |    |   |
|                                    |   | 6/94-2/97 |   | ●  | +ABS, FWD, M/T+A/T, Ch 4AS000001- | 15-1174                     | 45      | 38 | 27 | 59,6 | 98 | 34    |     |   |    |   |     |     | 13 | 2 |
|                                    |  | 6/94-2/97 |   | ●  | +ABS, RWD, M/T+A/T                | 15-1121                     | 45      | 38 | 25 | 59,6 | 90 | 34    |     |   |    |   |     |     | 13 | 3 |
|                                    |   | 6/94-2/97 |   |  | ●                                 | FWD, M/T, Ch 4AS000001-     | 16-1014 |    |    | 28   |    | 108   |     |   |    |   |     |     |    |   |
|                                    |  | 6/94-2/97 |   |  | ●                                 | RWD, M/T+A/T                | 16-1014 |    |    | 28   |    | 108   |     |   |    |   |     |     |    |   |
| 2.8, quattro (142 kW) Eng. ACK     |  | 95-2/97   |   | ●  | +ABS                              | 13-0144                     |         |    |    | 24   | 90 | 90    |     |   |    |   |     |     |    |   |
|                                    |  | 95-2/97   |   | ●  | +ABS                              | 15-1174                     | 45      | 38 | 27 | 59,6 | 98 | 34    |     |   |    |   |     | 13  | 2  |   |






























| <b>A6 I (4A, C4), Avant '94-'97</b>     |   |  | L/R |  |  | NOTE   | METELLI ref. | ABS | A  | B  | C    | D     | E   | F | H | I | L | M  | Fig |  |
|---|---|---|-----|---|--|--|--------------|-----|----|----|------|-------|-----|---|---|---|---|----|-----|--|
| 4.2 S6 quattro (213 kW) Eng. AEC        |    | 6/94-2/97   |     | ●   |  | +ABS, FWD, Ch 4AS000001-                           | 13-0144      |     |    |    | 24   | 90    | 90  |   |   |   |   |    |     |  |
|   |    | 6/94-2/97   |     |   | ●  | +ABS, 4WD, M/T+A/T, Ch 4AS000001-                  | 14-0012      |     |    |    | 24   | 107,5 | 120 |   |   |   |   |    |     |  |
|   |    | 6/94-2/97   |     | ●   |  | +ABS, FWD, Ch 4AS000001-                           | 15-1174      | 45  | 38 | 27 | 59,6 | 98    | 34  |   |   |   |   | 13 | 2   |  |
|   |    | 6/94-2/97   |     |   | ●  | +ABS, FWD, M/T, Ch 4AS000001-                      | 16-1014      |     |    | 28 |      | 108   |     |   |   |   |   |    |     |  |
|   |    | 6/94-2/97   |     |   | ●  | +ABS, RWD, M/T+A/T, Ch 4AS000001-                  | 16-1014      |     |    | 28 |      | 108   |     |   |   |   |   |    |     |  |
| <b>A6 II (4B, C5), Avant '97-'05</b>    |   |  | L/R |  |  | NOTE   | METELLI ref. | ABS | A  | B  | C    | D     | E   | F | H | I | L | M  | Fig |  |
| 1.8 (85 kW) Eng. AFY                    |    | 97-   |     | ●   |  | +ABS   | 13-0178      |     |    |    | 21   | 85    | 103 |   |   |   |   |    |     |  |
|   |    | 97-   |     | ●   |  | +ABS   | 15-1239      | 45  | 33 | 30 | 53   | 87,9  | 30  |   |   |   |   | 13 | 2   |  |
| 1.8 (92 kW) Eng. AJP/ AQE/ ARH/ ANQ     |    | 97-   |     | ●   |  | +ABS, Exc. Tiptronic                               | 13-0178      |     |    |    | 21   | 85    | 103 |   |   |   |   |    |     |  |
|   |    | 97-   |     |   | ●  |  | 14-0012      |     |    |    | 24   | 107,5 | 120 |   |   |   |   |    |     |  |
|   |    | 97-   |     | ●   |  | +ABS, Exc. Tiptronic                               | 15-1239      | 45  | 33 | 30 | 53   | 87,9  | 30  |   |   |   |   | 13 | 2   |  |
|   |    | 97-   |     |   | ●  |  | 16-1014      |     |    | 28 |      | 108   |     |   |   |   |   |    |     |  |
| 1.8 T. (110 kW) Eng. AEB/ ANB/ APU/ AWL |    | 97-   |     | ●   |  | +ABS, Exc. Tiptronic                               | 13-0178      |     |    |    | 21   | 85    | 103 |   |   |   |   |    |     |  |
|   |    | 97-   |     | ●   |  | +ABS, A/T, Incl. Tiptronic                         | 13-0259      |     |    |    | 21   | 85    | 103 |   |   |   |   |    |     |  |
|   |    | 97-   |     |   | ●  |  | 14-0012      |     |    |    | 24   | 107,5 | 120 |   |   |   |   |    |     |  |
|   |    | 97-   |     | ●   |  | +ABS, Exc. Tiptronic                               | 15-1239      | 45  | 33 | 30 | 53   | 87,9  | 30  |   |   |   |   | 13 | 2   |  |
|   |    | 97-   |     | ●   |  | +ABS, A/T, Incl. Tiptronic                         | 15-1377      | 45  | 38 | 30 | 59,6 | 87,9  | 34  |   |   |   |   | 13 | 2   |  |
|   |    | 97-   |     |   | ●  |  | 16-1014      |     |    | 28 |      | 108   |     |   |   |   |   |    |     |  |
| 1.8 T. (110 kW) Eng. AWT                |  | 97-   |     | ●   |  | +ABS, Exc. Tiptronic                               | 13-0178      |     |    |    | 21   | 85    | 103 |   |   |   |   |    |     |  |
|   |  | 97-   |     | ●   |  | +ABS, A/T, Incl. Tiptronic                         | 13-0259      |     |    |    | 21   | 85    | 103 |   |   |   |   |    |     |  |
|   |  | 97-   |     |   | ●  |  | 14-0012      |     |    |    | 24   | 107,5 | 120 |   |   |   |   |    |     |  |
|   |  | 97-   |     | ●   |  | +ABS, Exc. Tiptronic                               | 15-1239      | 45  | 33 | 30 | 53   | 87,9  | 30  |   |   |   |   | 13 | 2   |  |
|   |  | 97-   |     | ●   |  | +ABS, A/T, Incl. Tiptronic                         | 15-1377      | 45  | 38 | 30 | 59,6 | 87,9  | 34  |   |   |   |   | 13 | 2   |  |
|   |  | 97-   |     |   | ●  |  | 16-1014      |     |    | 28 |      | 108   |     |   |   |   |   |    |     |  |
| 1.8 T. (132 kW) Eng. AJL                |  | 97-   |     | ●   |  | +ABS, M/T,<br>G.Box:PR-T6V/PR-MQ6/D1B/M9L/PR-T5Z   | 13-0178      |     |    |    | 21   | 85    | 103 |   |   |   |   |    |     |  |
|   |  | 97-   |     | ●   |  | +ABS, A/T, G.Box:PR-T8B                            | 13-0259      |     |    |    | 21   | 85    | 103 |   |   |   |   |    |     |  |
|   |  | 97-   |     | ●   |  | +ABS, M/T,<br>G.Box:PR-T7F/T7T/T6T/T4N/T1R/T5T/T7Z | 13-0196      |     |    |    | 24   | 90    | 90  |   |   |   |   |    |     |  |
|   |  | 97-   |     | ●   |  | +ABS, M/T,<br>G.Box:PR-T6V/PR-MQ6/D1B/M9L/PR-T5Z   | 15-1239      | 45  | 33 | 30 | 53   | 87,9  | 30  |   |   |   |   | 13 | 2   |  |
|   |  | 97-   |     | ●   |  | +ABS, A/T, G.Box:PR-T8B                            | 15-1377      | 45  | 38 | 30 | 59,6 | 87,9  | 34  |   |   |   |   | 13 | 2   |  |
|   |  | 97-   |     | ●   |  | +ABS, M/T,<br>G.Box:PR-T7F/T7T/T6T/T4N/T1R/T5T/T7Z | 15-1267      | 45  | 38 | 27 | 59,5 | 98    | 34  |   |   |   |   | 13 | 2   |  |


























| A6 II (4B, C5), Avant '97-'05                     |    | L/R   |  |  | NOTE  | METELLI ref. | ABS     | A  | B  | C    | D    | E   | F | H | I  | L | M   | Fig |   |  |
|---|---|-------|---|--|---|--------------|---------|----|----|------|------|-----|---|---|----|---|-----|-----|---|--|
| 1.8 T. quattro (110 kW) Eng. AEB/ ANB/ APU/ ARK   |    | 97-   |   | ●  | +ABS  | 13-0178      |         |    |    | 21   | 85   | 103 |   |   |    |   |     |     |   |  |
|   |    | 97-   |   | ●  | +ABS  | 15-1239      | 45      | 33 | 30 | 53   | 87,9 | 30  |   |   |    |   | 13  | 2   |   |  |
| 1.8 T. quattro (110 kW) Eng. AWT                  |    | 97-   |   | ●  | +ABS  | 13-0178      |         |    |    | 21   | 85   | 103 |   |   |    |   |     |     |   |  |
|   |    | 97-   |   | ●  | +ABS  | 15-1239      | 45      | 33 | 30 | 53   | 87,9 | 30  |   |   |    |   | 13  | 2   |   |  |
| 1.8 T. quattro (132 kW) Eng. AJL                  |    | 97-   |   | ●  | +ABS, M/T,<br>G.Box:PR-T6V/PR-MQ6/D1B/M9L/PR-T5Z                        | 13-0178      |         |    |    | 21   | 85   | 103 |   |   |    |   |     |     |   |  |
|   |   | 97-   |   | ●  | +ABS, A/T, G.Box:PR-T8B   | 13-0259      |         |    |    | 21   | 85   | 103 |   |   |    |   |     |     |   |  |
|   |   | 97-   |   | ●  | +ABS, M/T,<br>G.Box:PR-T7F/T7T/T6T/T4N/T1R/T5T/T7Z                      | 13-0196      |         |    |    | 24   | 90   | 90  |   |   |    |   |     |     |   |  |
|   |    | 97-   |   | ●  | +ABS, M/T,<br>G.Box:PR-T6V/PR-MQ6/D1B/M9L/PR-T5Z                        | 15-1239      | 45      | 33 | 30 | 53   | 87,9 | 30  |   |   |    |   |     | 13  | 2 |  |
|   |   | 97-   |   | ●  | +ABS, A/T, G.Box:PR-T8B   | 15-1377      | 45      | 38 | 30 | 59,6 | 87,9 | 34  |   |   |    |   |     | 13  | 2 |  |
|   |   | 97-   |   | ●  | +ABS, M/T,<br>G.Box:PR-T7F/T7T/T6T/T4N/T1R/T5T/T7Z                      | 15-1267      | 45      | 38 | 27 | 59,5 | 98   | 34  |   |   |    |   |     | 13  | 2 |  |
| 1.9 TDi (81 kW) Eng. AFN                          |    | 2/97- |   | ●  | +ABS  | 13-0196      |         |    |    | 24   | 90   | 90  |   |   |    |   |     |     |   |  |
|   |    | 2/97- |   | ●  | +ABS  | 15-1267      | 45      | 38 | 27 | 59,5 | 98   | 34  |   |   |    |   | 13  | 2   |   |  |
|   |    | 97-01 | L   |  |   | +ABS, M/T    | 17-0695 | 45 | 38 |      | 98   |     |   |   | 34 |   | 624 |     |   |  |
|   |   | 97-01 | R   |  |   | +ABS, M/T    | 17-0696 | 45 | 38 |      | 98   |     |   |   | 34 |   | 645 |     |   |  |
| 1.9 TDi (85 kW) Eng. AJM                          |    | 00-05 |   | ●  | +ABS, A/T, Cod. ID PR T0F   | 13-0299      |         |    |    | 21   | 85   | 103 |   |   |    |   |     |     |   |  |
|   |   | 00-05 |   | ●  | +ABS, M/T+A/T, Cod. ID PR T5T, T1K                                      | 13-0300      |         |    |    | 24   | 90   | 90  |   |   |    |   |     |     |   |  |
|   |   | 00-05 |   | ●  | +ABS, M/T+A/T, Cod. ID PR T9J, T15, T7T, T0F, T5T, T1K ONLY 5Speed, T6V | 13-0196      |         |    |    | 24   | 90   | 90  |   |   |    |   |     |     |   |  |
|   |   | 00-05 |   | ●  | +ABS, A/T, Cod. ID PR T0F   | 15-1435      | 45      | 38 | 33 | 59,4 | 87,9 | 34  |   |   |    |   |     | 13  | 1 |  |
|   |   | 00-05 |   | ●  | +ABS, A/T, Cod. ID PR T5T, T1K ONLY 5Speed, T6V, T15, T7T, T9J          | 15-1267      | 45      | 38 | 27 | 59,5 | 98   | 34  |   |   |    |   |     | 13  | 2 |  |
|   |   | 00-05 |   | ●  | +ABS, M/T, Cod. ID PR T9J, T15, T7T, T0F                                | 15-1267      | 45      | 38 | 27 | 59,5 | 98   | 34  |   |   |    |   |     | 13  | 2 |  |
|   |   | 00-05 |   | ●  | +ABS, M/T+A/T, Cod. ID PR T5T, T1K                                      | 15-1441      | 45      | 38 | 27 | 59,5 | 99,5 | 34  |   |   |    |   |     | 13  | 2 |  |
| 1.9 TDi (96 kW) Eng. AVF/ AWX                     |  | 01-   |   | ●  | +ABS, Eng. AVF  | 13-0300      |         |    |    | 24   | 90   | 90  |   |   |    |   |     |     |   |  |
|   |  | 01-   |   | ●  | +ABS, Eng. AVF  | 15-1441      | 45      | 38 | 27 | 59,5 | 99,5 | 34  |   |   |    |   | 13  | 2   |   |  |
| 2.4 (100 kW) Eng. ALW/ ARN/ ASM                   |  | 98-05 |   | ●  | +ABS  | 13-0196      |         |    |    | 24   | 90   | 90  |   |   |    |   |     |     |   |  |
|   |  | 98-05 |   | ●  | +ABS  | 15-1267      | 45      | 38 | 27 | 59,5 | 98   | 34  |   |   |    |   | 13  | 2   |   |  |
| 2.4 (121 kW) Eng. AGA/ ALF/ AML/ APS/ ARJ         |  | 2/97- |   | ●  | +ABS  | 13-0196      |         |    |    | 24   | 90   | 90  |   |   |    |   |     |     |   |  |
|   |  | 2/97- |   | ●  | +ABS  | 15-1267      | 45      | 38 | 27 | 59,5 | 98   | 34  |   |   |    |   | 13  | 2   |   |  |
|   |  | 97-05 | L   |  |   | +ABS, M/T    | 17-0695 | 45 | 38 |      | 98   |     |   |   | 34 |   | 624 |     |   |  |
|   |   | 97-05 | R   |  |   | +ABS, M/T    | 17-0696 | 45 | 38 |      | 98   |     |   |   | 34 |   | 645 |     |   |  |
| 2.4 quattro (121 kW) Eng. AGA/ ALF/ AML/ APS/ ARJ |  | 2/97- |   | ●  | +ABS, FWD   | 13-0196      |         |    |    | 24   | 90   | 90  |   |   |    |   |     |     |   |  |
|   |  | 2/97- |   | ●  | +ABS, FWD   | 15-1267      | 45      | 38 | 27 | 59,5 | 98   | 34  |   |   |    |   | 13  | 2   |   |  |


































| <b>A6 II (4B, C5), Avant '97-'05</b>        |  | L/R       |     |   | NOTE                       | METELLI ref.   | ABS            | A  | B  | C    | D    | E   | F   | H  | I  | L   | M   | Fig |   |
|---|--|-----------|-----|---|----------------------------|----------------|----------------|----|----|------|------|-----|-----|----|----|-----|-----|-----|---|
| 2.4, quattro (115 kW) Eng. APC              |  | 2/97-     |     | ● | +ABS                       | <b>13-0196</b> |                |    |    | 24   | 90   | 90  |     |    |    |     |     |     |   |
|   |  | 2/97-     |     | ● | +ABS                       | <b>15-1267</b> | 45             | 38 | 27 | 59,5 | 98   | 34  |     |    |    |     | 13  | 2   |   |
|   |  | 97-05     | L   |   |                            | +ABS, FWD, M/T | <b>17-0695</b> | 45 | 38 |      |      | 98  |     |    | 34 |     | 624 |     |   |
|   |  | 97-05     | R   |   |                            | +ABS, FWD, M/T | <b>17-0696</b> | 45 | 38 |      |      | 98  |     |    | 34 |     | 645 |     |   |
| 2.4, quattro (125 kW) Eng. BDV              |  | 01-       |     | ● | +ABS                       | <b>13-0196</b> |                |    |    | 24   | 90   | 90  |     |    |    |     |     |     |   |
|   |  | 01-       |     | ● | +ABS                       | <b>15-1267</b> | 45             | 38 | 27 | 59,5 | 98   | 34  |     |    |    |     | 13  | 2   |   |
| 2.5 TDi (110 kW) Eng. AFB/ AKN              |  | 97-       |     | ● | +ABS, A/T, G.Box:PRT6V     | <b>13-0196</b> |                |    |    | 24   | 90   | 90  |     |    |    |     |     |     |   |
|   |  | 97-       |     | ● | +ABS, A/T, G.Box:PRT8B     | <b>13-0259</b> |                |    |    | 21   | 85   | 103 |     |    |    |     |     |     |   |
|   |  | 97-       |     | ● | +ABS, M/T                  | <b>13-0178</b> |                |    |    | 21   | 85   | 103 |     |    |    |     |     |     |   |
|   |  | 97-       |     | ● | +ABS, A/T, G.Box:PRT6V     | <b>15-1267</b> | 45             | 38 | 27 | 59,5 | 98   | 34  |     |    |    |     |     | 13  | 2 |
|   |  | 97-       |     | ● | +ABS, A/T, G.Box:PRT8B     | <b>15-1377</b> | 45             | 38 | 30 | 59,6 | 87,9 | 34  |     |    |    |     |     | 13  | 2 |
|   |  | 97-       |     | ● | +ABS, M/T                  | <b>15-1239</b> | 45             | 33 | 30 | 53   | 87,9 | 30  |     |    |    |     |     | 13  | 2 |
|   |  | 97-       | L   |   |                            | +ABS, A/T      | <b>17-0691</b> | 45 | 38 |      |      | 98  | 130 |    | 34 |     | 551 | s15 |   |
|   |  | 97-       | R   |   |                            | +ABS, A/T      | <b>17-0692</b> | 45 | 38 |      |      | 98  | 130 |    | 34 |     | 523 | s15 |   |
|   |  | 97-05     | L   |   |                            | +ABS, M/T      | <b>17-0695</b> | 45 | 38 |      |      | 98  |     |    | 34 |     | 624 |     |   |
|   |  | 97-05     | R   |   |                            | +ABS, M/T      | <b>17-0696</b> | 45 | 38 |      |      | 98  |     |    | 34 |     | 645 |     |   |
| 2.5 TDi (114 kW) Eng. AYM                   |  | 01-       |     | ● | +ABS, A/T, Tiptronic       | <b>13-0196</b> |                |    |    | 24   | 90   | 90  |     |    |    |     |     |     |   |
|   |  | 01-       |     | ● | +ABS, M/T+A/T, Multitronic | <b>13-0300</b> |                |    |    | 24   | 90   | 90  |     |    |    |     |     |     |   |
|   |  | 01-       |     | ● | +ABS, A/T, Tiptronic       | <b>15-1267</b> | 45             | 38 | 27 | 59,5 | 98   | 34  |     |    |    |     |     | 13  | 2 |
|   |  | 01-       |     | ● | +ABS, M/T+A/T, Multitronic | <b>15-1441</b> | 45             | 38 | 27 | 59,5 | 99,5 | 34  |     |    |    |     |     | 13  | 2 |
| 2.5 TDi (120 kW) Eng. BCZ/ BDG/ BFC         |  | 02-       |     | ● | +ABS                       | <b>13-0196</b> |                |    |    | 24   | 90   | 90  |     |    |    |     |     |     |   |
|   |  | 02-       |     | ● | +ABS                       | <b>15-1267</b> | 45             | 38 | 27 | 59,5 | 98   | 34  |     |    |    |     | 13  | 2   |   |
|   |  | 7/02-5/05 | L/R |   | +ABS, A/T                  | <b>17-0943</b> | 45             | 38 |    | -    | 98   | -   | -   | 34 | -  | 541 |     |     |   |
| 2.5 TDi (132 kW) Eng. AKE/ BAU/ BDH/ BND    |  | 00-05     |     | ● | +ABS                       | <b>13-0196</b> |                |    |    | 24   | 90   | 90  |     |    |    |     |     |     |   |
|   |  | 00-05     |     | ● | +ABS                       | <b>15-1267</b> | 45             | 38 | 27 | 59,5 | 98   | 34  |     |    |    |     |     | 13  | 2 |
|   |  | 00-       | L   |   |                            | +ABS, A/T      | <b>17-0691</b> | 45 | 38 |      |      | 98  | 130 |    | 34 |     | 551 | s15 |   |
|   |  | 00-       | R   |   |                            | +ABS, A/T      | <b>17-0692</b> | 45 | 38 |      |      | 98  | 130 |    | 34 |     | 523 | s15 |   |
|   |  | 00-05     | L   |   |                            | +ABS, M/T      | <b>17-0695</b> | 45 | 38 |      |      | 98  |     |    | 34 |     | 624 |     |   |
|   |  | 00-05     | R   |   |                            | +ABS, M/T      | <b>17-0696</b> | 45 | 38 |      |      | 98  |     |    | 34 |     | 645 |     |   |
| 2.5 TDi quattro (110 kW) Eng. AFB/ AKN      |  | 7/97-     |     | ● | +ABS, FWD                  | <b>13-0196</b> |                |    |    | 24   | 90   | 90  |     |    |    |     |     |     |   |
|   |  | 7/97-     |     | ● | +ABS, FWD                  | <b>15-1267</b> | 45             | 38 | 27 | 59,5 | 98   | 34  |     |    |    |     | 13  | 2   |   |
| 2.5 TDi quattro (132 kW) Eng. AKE/ BAU/ BDH |  | 00-       |     | ● | +ABS, M/T+A/T              | <b>13-0196</b> |                |    |    | 24   | 90   | 90  |     |    |    |     |     |     |   |
|   |  | 00-       |     | ● | +ABS, M/T+A/T              | <b>15-1267</b> | 45             | 38 | 27 | 59,5 | 98   | 34  |     |    |    |     |     | 13  | 2 |









































































| <b>A6 III (4F2), Avant '04-'11</b>             |   |  | L/R |  |  | NOTE              | METELLI ref.   | ABS | A  | B  | C    | D    | E   | F | H | I | L | M | Fig |   |
|--|---|---|-----|---|--|-------------------|----------------|-----|----|----|------|------|-----|---|---|---|---|---|-----|---|
| 2.0 TDi (100 kW) Eng. BNA/ BRF/ CAGB           |    | 05-   |     | •   |  |                   | <b>13-0379</b> |     |    |    | 27,3 | 96,5 | 109 |   |   |   |   |   |     |   |
|  |    | 05-   |     | •   |  |                   | <b>15-1552</b> |     | 38 | 27 | 59,5 | 100  | 34  |   |   |   |   |   | 13  | 1 |
| 2.0 TDi (103 kW) Eng. BLB/ BRE                 |    | 04-   |     | •   |  |                   | <b>13-0379</b> |     |    |    | 27,3 | 96,5 | 109 |   |   |   |   |   |     |   |
|  |    | 04-   |     | •   |  |                   | <b>15-1552</b> |     | 38 | 27 | 59,5 | 100  | 34  |   |   |   |   |   | 13  | 1 |
| 2.0 TDi (125 kW) Eng. CAHA                     |    | 08-   |     | •   |  |                   | <b>13-0379</b> |     |    |    | 27,3 | 96,5 | 109 |   |   |   |   |   |     |   |
|  |    | 08-   |     | •   |  |                   | <b>15-1552</b> |     | 38 | 27 | 59,5 | 100  | 34  |   |   |   |   |   | 13  | 1 |
| 2.0 TDi (89 kW) Eng. BVG                       |    | 05-   |     | •   |  |                   | <b>13-0379</b> |     |    |    | 27,3 | 96,5 | 109 |   |   |   |   |   |     |   |
|  |    | 05-   |     | •   |  |                   | <b>15-1552</b> |     | 38 | 27 | 59,5 | 100  | 34  |   |   |   |   |   | 13  | 1 |
| 2.0 TFSI (125 kW) Eng. BPJ                     |    | 05-   |     | •   |  |                   | <b>13-0379</b> |     |    |    | 27,3 | 96,5 | 109 |   |   |   |   |   |     |   |
|  |    | 05-   |     | •   |  |                   | <b>15-1552</b> |     | 38 | 27 | 59,5 | 100  | 34  |   |   |   |   |   | 13  | 1 |
| 2.4, quattro (130 kW) Eng. BDW                 |    | 04-   |     | •   |  | Exc. Quattro      | <b>13-0379</b> |     |    |    | 27,3 | 96,5 | 109 |   |   |   |   |   |     |   |
|  |   | 04-   |     | •   |  | FWD, Only quattro | <b>13-0468</b> |     |    |    | 27,3 | 96,5 | 109 |   |   |   |   |   |     |   |
|  |    | 04-   |     | •   |  | Exc. Quattro      | <b>15-1552</b> |     | 38 | 27 | 59,5 | 100  | 34  |   |   |   |   |   | 13  | 1 |
|  |   | 04-   |     | •   |  | FWD, Only quattro | <b>15-1695</b> |     | 38 | 27 | 59,5 | 100  | 34  |   |   |   |   |   | 13  | 1 |
| 2.7 TDi V6 (140 kW) Eng. CANA/ CANC            |    | 08-   |     | •   |  |                   | <b>13-0517</b> |     |    |    | 30,5 | 104  | 125 |   |   |   |   |   |     |   |
|  |    | 08-   |     | •   |  |                   | <b>15-1660</b> |     | 38 | 29 | 59,5 | 106  | 34  |   |   |   |   |   | 13a | 1 |
| 2.7 TDi, quattro (120 kW) Eng. BSG/ CANB/ CAND |    | 04-   |     | •   |  | Exc. quattro      | <b>13-0517</b> |     |    |    | 30,5 | 104  | 125 |   |   |   |   |   |     |   |
|  |   | 04-   |     | •   |  | FWD, Only quattro | <b>13-0468</b> |     |    |    | 27,3 | 96,5 | 109 |   |   |   |   |   |     |   |
|  |    | 04-   |     | •   |  | Exc. quattro      | <b>15-1660</b> |     | 38 | 29 | 59,5 | 106  | 34  |   |   |   |   |   | 13a | 1 |
|  |   | 04-   |     | •   |  | FWD, Only quattro | <b>15-1695</b> |     | 38 | 27 | 59,5 | 100  | 34  |   |   |   |   |   | 13  | 1 |
| 2.7 TDi, quattro (132 kW) Eng. BPP             |    | 04-   |     | •   |  | Exc. quattro      | <b>13-0517</b> |     |    |    | 30,5 | 104  | 125 |   |   |   |   |   |     |   |
|  |   | 04-   |     | •   |  | FWD, Only quattro | <b>13-0468</b> |     |    |    | 27,3 | 96,5 | 109 |   |   |   |   |   |     |   |
|  |    | 04-   |     | •   |  | Exc. quattro      | <b>15-1660</b> |     | 38 | 29 | 59,5 | 106  | 34  |   |   |   |   |   | 13a | 1 |
|  |   | 04-   |     | •   |  | FWD, Only quattro | <b>15-1695</b> |     | 38 | 27 | 59,5 | 100  | 34  |   |   |   |   |   | 13  | 1 |
| 2.8 V6 FSi (140 kW) Eng. CCDA                  |    | 08-   |     | •   |  |                   | <b>13-0379</b> |     |    |    | 27,3 | 96,5 | 109 |   |   |   |   |   |     |   |
|  |   | 08-   |     | •   |  |                   | <b>15-1552</b> |     | 38 | 27 | 59,5 | 100  | 34  |   |   |   |   |   | 13  | 1 |
| 2.8 V6 FSi (162 kW) Eng. CCEA                  |  | 08-   |     | •   |  |                   | <b>13-0379</b> |     |    |    | 27,3 | 96,5 | 109 |   |   |   |   |   |     |   |
|  |  | 08-   |     | •   |  |                   | <b>15-1552</b> |     | 38 | 27 | 59,5 | 100  | 34  |   |   |   |   |   | 13  | 1 |
| 2.8 V6 FSi, quattro (154 kW) Eng. BDX          |  | 07-   |     | •   |  |                   | <b>13-0379</b> |     |    |    | 27,3 | 96,5 | 109 |   |   |   |   |   |     |   |
|  |  | 07-   |     | •   |  |                   | <b>15-1552</b> |     | 38 | 27 | 59,5 | 100  | 34  |   |   |   |   |   | 13  | 1 |
| 3.0 TDi quattro (155 kW) Eng. BNG/ CDYB        |  | 04-   |     | •   |  | FWD, Only quattro | <b>13-0468</b> |     |    |    | 27,3 | 96,5 | 109 |   |   |   |   |   |     |   |
|  |  | 04-   |     | •   |  | FWD, Only quattro | <b>15-1695</b> |     | 38 | 27 | 59,5 | 100  | 34  |   |   |   |   |   | 13  | 1 |

| A6 III (4F2), Avant '04-'11                  |   |  | L/R |  |  | NOTE              | METELLI ref. | ABS | A  | B  | C    | D    | E   | F | H | I | L | M  | Fig |   |  |
|--|---|---|-----|---|---|-------------------|--------------|-----|----|----|------|------|-----|---|---|---|---|----|-----|---|--|
| 3.0 TDi quattro (165 kW) Eng. BMK            |    | 04-   |     | ●   |   | Exc. quattro      | 13-0379      |     |    |    | 27,3 | 96,5 | 109 |   |   |   |   |    |     |   |  |
|  |   | 04-   |     | ●   |   | FWD, Only quattro | 13-0468      |     |    |    | 27,3 | 96,5 | 109 |   |   |   |   |    |     |   |  |
|  |    | 04-   |     | ●   |   | Exc. quattro      | 15-1552      |     | 38 | 27 | 59,5 | 100  | 34  |   |   |   |   |    | 13  | 1 |  |
|  |   | 04-   |     | ●   |   | FWD, Only quattro | 15-1695      |     | 38 | 27 | 59,5 | 100  | 34  |   |   |   |   |    | 13  | 1 |  |
| 3.0 TDi V6 24v, quattro (171 kW) Eng. ASB    |    | 06-   |     | ●   |   | Exc. quattro      | 13-0379      |     |    |    | 27,3 | 96,5 | 109 |   |   |   |   |    |     |   |  |
|  |   | 06-   |     | ●   |   | FWD, Only quattro | 13-0468      |     |    |    | 27,3 | 96,5 | 109 |   |   |   |   |    |     |   |  |
|  |    | 06-   |     | ●   |   | Exc. quattro      | 15-1552      |     | 38 | 27 | 59,5 | 100  | 34  |   |   |   |   |    | 13  | 1 |  |
|  |   | 06-   |     | ●   |   | FWD, Only quattro | 15-1695      |     | 38 | 27 | 59,5 | 100  | 34  |   |   |   |   |    | 13  | 1 |  |
| 3.0 TDi V6, quattro (176 kW) Eng. CDYA/ CDYC |    | 08-   |     | ●   |   | Exc. quattro      | 13-0379      |     |    |    | 27,3 | 96,5 | 109 |   |   |   |   |    |     |   |  |
|  |   | 08-   |     | ●   |   | FWD, Only quattro | 13-0468      |     |    |    | 27,3 | 96,5 | 109 |   |   |   |   |    |     |   |  |
|  |    | 08-   |     | ●   |   | Exc. quattro      | 15-1552      |     | 38 | 27 | 59,5 | 100  | 34  |   |   |   |   |    | 13  | 1 |  |
|  |   | 08-   |     | ●   |   | FWD, Only quattro | 15-1695      |     | 38 | 27 | 59,5 | 100  | 34  |   |   |   |   |    | 13  | 1 |  |
| 3.0 TFSi quattro (220 kW) Eng. CCAA          |    | 08-   |     | ●   |   | FWD, Only quattro | 13-0468      |     |    |    | 27,3 | 96,5 | 109 |   |   |   |   |    |     |   |  |
|  |    | 08-   |     | ●   |   | FWD, Only quattro | 15-1695      |     | 38 | 27 | 59,5 | 100  | 34  |   |   |   |   | 13 | 1   |   |  |
| 3.0 V6 TFSi quattro (213 kW) Eng. CAJA       |    | 08-   |     | ●   |   | FWD               | 13-0468      |     |    |    | 27,3 | 96,5 | 109 |   |   |   |   |    |     |   |  |
|  |    | 08-   |     | ●   |   | FWD               | 15-1695      |     | 38 | 27 | 59,5 | 100  | 34  |   |   |   |   | 13 | 1   |   |  |
| 3.0, quattro (160 kW) Eng. BBJ               |    | 04-   |     | ●   |   | FWD, Only quattro | 13-0468      |     |    |    | 27,3 | 96,5 | 109 |   |   |   |   |    |     |   |  |
|  |    | 04-   |     | ●   |   | FWD, Only quattro | 15-1695      |     | 38 | 27 | 59,5 | 100  | 34  |   |   |   |   | 13 | 1   |   |  |
| 3.2 FSi (195 kW) Eng. CALA                   |    | 09-   |     | ●   |   |                   | 13-0379      |     |    |    | 27,3 | 96,5 | 109 |   |   |   |   |    |     |   |  |
|  |   | 09-   |     | ●   |   |                   | 15-1552      |     | 38 | 27 | 59,5 | 100  | 34  |   |   |   |   | 13 | 1   |   |  |
| 3.2 FSI, quattro (188 kW) Eng. AUK/ BKH      |  | 04-   |     | ●   |   | A/T, Exc. quattro | 13-0379      |     |    |    | 27,3 | 96,5 | 109 |   |   |   |   |    |     |   |  |
|  |   | 04-   |     | ●   |   | FWD, Only quattro | 13-0468      |     |    |    | 27,3 | 96,5 | 109 |   |   |   |   |    |     |   |  |
|  |  | 04-   |     | ●   |   | A/T, Exc. quattro | 15-1552      |     | 38 | 27 | 59,5 | 100  | 34  |   |   |   |   |    | 13  | 1 |  |
|  |   | 04-   |     | ●   |   | FWD, Only quattro | 15-1695      |     | 38 | 27 | 59,5 | 100  | 34  |   |   |   |   |    | 13  | 1 |  |
| 4.2 quattro (246 kW) Eng. BAT                |  | 04-   |     | ●   |   | FWD               | 13-0468      |     |    |    | 27,3 | 96,5 | 109 |   |   |   |   |    |     |   |  |
|  |  | 04-   |     | ●   |   | FWD               | 15-1695      |     | 38 | 27 | 59,5 | 100  | 34  |   |   |   |   | 13 | 1   |   |  |
| 4.2 V8 FSi quattro (257 kW) Eng. BVJ         |  | 06-   |     | ●   |   | FWD               | 13-0468      |     |    |    | 27,3 | 96,5 | 109 |   |   |   |   |    |     |   |  |
|  |  | 06-   |     | ●   |   | FWD               | 15-1695      |     | 38 | 27 | 59,5 | 100  | 34  |   |   |   |   | 13 | 1   |   |  |
| S6 5.2 V10 quattro (315-320 kW) Eng. BXA     |  | 06-   |     | ●   |   | FWD               | 13-0468      |     |    |    | 27,3 | 96,5 | 109 |   |   |   |   |    |     |   |  |
|  |  | 06-   |     | ●   |   | FWD               | 15-1695      |     | 38 | 27 | 59,5 | 100  | 34  |   |   |   |   | 13 | 1   |   |  |
































| <b>A6 III Allroad (4FH) '06-'11</b>               |   |  | L/R |  |  | NOTE | METELLI ref.   | ABS | A  | B    | C    | D    | E   | F | H | I | L | M   | Fig |  |
|---|---|---|-----|---|--|------|----------------|-----|----|------|------|------|-----|---|---|---|---|-----|-----|--|
| 2.0 16v TFSi (125 kW) Eng. BPJ/ BYK               |    | 08-   |     | •   |  |      | <b>13-0379</b> |     |    |      | 27,3 | 96,5 | 109 |   |   |   |   |     |     |  |
|   |    | 08-   |     | •   |  |      | <b>15-1552</b> | 38  | 27 | 59,5 | 100  | 34   |     |   |   |   |   | 13  | 1   |  |
| 2.0 TDi (100 kW) Eng. BNA/ BRF                    |    | 08-   |     | •   |  |      | <b>13-0379</b> |     |    |      | 27,3 | 96,5 | 109 |   |   |   |   |     |     |  |
|   |    | 08-   |     | •   |  |      | <b>15-1552</b> | 38  | 27 | 59,5 | 100  | 34   |     |   |   |   |   | 13  | 1   |  |
| 2.7 TDi quattro (120 kW) Eng. BSG                 |    | 06-   |     | •   |  | FWD  | <b>13-0468</b> |     |    |      | 27,3 | 96,5 | 109 |   |   |   |   |     |     |  |
|   |    | 06-   |     | •   |  | FWD  | <b>15-1695</b> | 38  | 27 | 59,5 | 100  | 34   |     |   |   |   |   | 13  | 1   |  |
| 2.7 TDi V6 quattro (132 kW) Eng. BPP              |    | 05-   |     | •   |  | FWD  | <b>13-0468</b> |     |    |      | 27,3 | 96,5 | 109 |   |   |   |   |     |     |  |
|   |    | 05-   |     | •   |  | FWD  | <b>15-1695</b> | 38  | 27 | 59,5 | 100  | 34   |     |   |   |   |   | 13  | 1   |  |
| 2.7 TDi V6 quattro (140 kW) Eng. CAMA/ CANA/ CANC |    | 08-   |     | •   |  |      | <b>13-0517</b> |     |    |      | 30,5 | 104  | 125 |   |   |   |   |     |     |  |
|   |    | 08-   |     | •   |  |      | <b>15-1660</b> | 38  | 29 | 59,5 | 106  | 34   |     |   |   |   |   | 13a | 1   |  |
| 2.8 V6 FSi (140 kW) Eng. CCDA                     |    | 08-   |     | •   |  |      | <b>13-0379</b> |     |    |      | 27,3 | 96,5 | 109 |   |   |   |   |     |     |  |
|   |    | 08-   |     | •   |  |      | <b>15-1552</b> | 38  | 27 | 59,5 | 100  | 34   |     |   |   |   |   | 13  | 1   |  |
| 2.8 V6 FSi (162 kW) Eng. CCEA                     |    | 08-   |     | •   |  |      | <b>13-0379</b> |     |    |      | 27,3 | 96,5 | 109 |   |   |   |   |     |     |  |
|   |    | 08-   |     | •   |  |      | <b>15-1552</b> | 38  | 27 | 59,5 | 100  | 34   |     |   |   |   |   | 13  | 1   |  |
| 2.8 V6 FSi, quattro (155 kW) Eng. BDX             |    | 07-   |     | •   |  |      | <b>13-0379</b> |     |    |      | 27,3 | 96,5 | 109 |   |   |   |   |     |     |  |
|   |    | 07-   |     | •   |  |      | <b>15-1552</b> | 38  | 27 | 59,5 | 100  | 34   |     |   |   |   |   | 13  | 1   |  |
| 3.0 TDi quattro (155 kW) Eng. BNG/ CDYB           |    | 06-   |     | •   |  |      | <b>13-0468</b> |     |    |      | 27,3 | 96,5 | 109 |   |   |   |   |     |     |  |
|   |    | 06-   |     | •   |  |      | <b>15-1695</b> | 38  | 27 | 59,5 | 100  | 34   |     |   |   |   |   | 13  | 1   |  |
| 3.0 TDi V6 quattro (171 kW) Eng. ASB              |    | 06-   |     | •   |  | FWD  | <b>13-0468</b> |     |    |      | 27,3 | 96,5 | 109 |   |   |   |   |     |     |  |
|   |   | 06-   |     | •   |  | FWD  | <b>15-1695</b> | 38  | 27 | 59,5 | 100  | 34   |     |   |   |   |   | 13  | 1   |  |
| 3.0 TDi V6 quattro (176 kW) Eng. CDYA             |  | 08-   |     | •   |  |      | <b>13-0379</b> |     |    |      | 27,3 | 96,5 | 109 |   |   |   |   |     |     |  |
|   |  | 08-   |     | •   |  |      | <b>15-1552</b> | 38  | 27 | 59,5 | 100  | 34   |     |   |   |   |   | 13  | 1   |  |
| 3.0 V6 TFSi quattro (213 kW) Eng. CAJA            |  | 08-   |     | •   |  | FWD  | <b>13-0468</b> |     |    |      | 27,3 | 96,5 | 109 |   |   |   |   |     |     |  |
|   |  | 08-   |     | •   |  | FWD  | <b>15-1695</b> | 38  | 27 | 59,5 | 100  | 34   |     |   |   |   |   | 13  | 1   |  |
| 3.2 V6 FSi quattro (188 kW) Eng. AUK              |  | 06-   |     | •   |  | FWD  | <b>13-0468</b> |     |    |      | 27,3 | 96,5 | 109 |   |   |   |   |     |     |  |
|   |  | 06-   |     | •   |  | FWD  | <b>15-1695</b> | 38  | 27 | 59,5 | 100  | 34   |     |   |   |   |   | 13  | 1   |  |
| 4.2 V8 FSi quattro (257 kW) Eng. BVJ              |  | 06-   |     | •   |  | FWD  | <b>13-0468</b> |     |    |      | 27,3 | 96,5 | 109 |   |   |   |   |     |     |  |
|   |  | 06-   |     | •   |  | FWD  | <b>15-1695</b> | 38  | 27 | 59,5 | 100  | 34   |     |   |   |   |   | 13  | 1   |  |
| 5.2 V10 quattro (320 kW) Eng. BXA                 |  | 08-   |     | •   |  | FWD  | <b>13-0468</b> |     |    |      | 27,3 | 96,5 | 109 |   |   |   |   |     |     |  |
|   |  | 08-   |     | •   |  | FWD  | <b>15-1695</b> | 38  | 27 | 59,5 | 100  | 34   |     |   |   |   |   | 13  | 1   |  |































| <b>A6 IV (4G2, 5), Avant '11-</b>                  |   |  | L/R |  |  | NOTE               | METELLI ref. | ABS | A  | B  | C    | D    | E    | F | H | I | L | M | Fig |   |
|--|---|---|-----|---|--|--------------------|--------------|-----|----|----|------|------|------|---|---|---|---|---|-----|---|
| 2.0 TDi (130 kW) Eng. CGLC/ CMGB                   |    | 11-   |     | ●   |  | M/T+A/T            | 13-0462      |     |    |    | 30,5 | 104  | 125  |   |   |   |   |   |     |   |
|  |    | 11-   |     | ●   |  | M/T+A/T            | 15-1689      |     | 42 | 29 | 76,3 | 106  | 33,5 |   |   |   |   |   | 13a | 1 |
| 2.0 TFSi hybrid (155 kW) Eng. CHJA                 |    | 11-   |     | ●   |  |                    | 13-0462      |     |    |    | 30,5 | 104  | 125  |   |   |   |   |   |     |   |
|  |    | 11-   |     | ●   |  |                    | 15-1689      |     | 42 | 29 | 76,3 | 106  | 33,5 |   |   |   |   |   | 13a | 1 |
| 2.8 FSi, quattro (150 kW) Eng. CHVA                |    | 11-   |     | ●   |  |                    | 13-0461      |     |    |    | 27,3 | 96,5 | 109  |   |   |   |   |   |     |   |
|  |    | 11-   |     | ●   |  |                    | 15-1688      |     | 42 | 27 | 76,3 | 100  | 33,5 |   |   |   |   |   | 13a | 1 |
| <b>A8 I (4D2, 4D8) '94-'02</b>                     |   |  | L/R |  |  | NOTE               | METELLI ref. | ABS | A  | B  | C    | D    | E    | F | H | I | L | M | Fig |   |
| 2.5 TDi, quattro (110 kW) Eng. AFB                 |    | 97-   |     | ●   |  | +ABS               | 13-0196      |     |    |    | 24   | 90   | 90   |   |   |   |   |   |     |   |
|  |    | 97-   |     | ●   |  | +ABS               | 15-1267      | 45  | 38 | 27 | 59,5 | 98   | 34   |   |   |   |   |   | 13  | 2 |
| 2.5 TDi, quattro (110 kW) Eng. AKN                 |    | 97-   |     | ●   |  | +ABS               | 13-0196      |     |    |    | 24   | 90   | 90   |   |   |   |   |   |     |   |
|  |    | 97-   |     | ●   |  | +ABS               | 15-1267      | 45  | 38 | 27 | 59,5 | 98   | 34   |   |   |   |   |   | 13  | 2 |
| 2.5 TDi, quattro (132 kW) Eng. AKE                 |    | 00-02   |     | ●   |  | +ABS               | 13-0196      |     |    |    | 24   | 90   | 90   |   |   |   |   |   |     |   |
|  |    | 00-02   |     | ●   |  | +ABS               | 15-1267      | 45  | 38 | 27 | 59,5 | 98   | 34   |   |   |   |   |   | 13  | 2 |
| 2.8 (120 kW) Eng. AEJ                              |    | 95-96   |     | ●   |  | +ABS, M/T+A/T      | 13-0196      |     |    |    | 24   | 90   | 90   |   |   |   |   |   |     |   |
|  |    | 95-96   |     | ●   |  | +ABS, M/T+A/T      | 15-1267      | 45  | 38 | 27 | 59,5 | 98   | 34   |   |   |   |   |   | 13  | 2 |
| 2.8, quattro (128 kW) Eng. AAH                     |    | 94-   |     | ●   |  | +ABS               | 13-0196      |     |    |    | 24   | 90   | 90   |   |   |   |   |   |     |   |
|  |    | 94-   |     | ●   |  | +ABS               | 15-1267      | 45  | 38 | 27 | 59,5 | 98   | 34   |   |   |   |   |   | 13  | 2 |
| 2.8, quattro (142 kW) Eng. ACK/ ALG/ AMX/ APR/ AQD |   | 96-   |     | ●   |  | +ABS               | 13-0196      |     |    |    | 24   | 90   | 90   |   |   |   |   |   |     |   |
|  |  | 96-   |     | ●   |  | +ABS               | 15-1267      | 45  | 38 | 27 | 59,5 | 98   | 34   |   |   |   |   |   | 13  | 2 |
| 3.3 TDi quattro (165 kW) Eng. AKF                  |  | 00-02   |     | ●   |  | +ABS               | 13-0196      |     |    |    | 24   | 90   | 90   |   |   |   |   |   |     |   |
|  |  | 00-02   |     | ●   |  | +ABS               | 15-1267      | 45  | 38 | 27 | 59,5 | 98   | 34   |   |   |   |   |   | 13  | 2 |
| 3.7, quattro (169 kW) Eng. AEW/ AKJ                |  | 95-98   |     | ●   |  | +ABS               | 13-0196      |     |    |    | 24   | 90   | 90   |   |   |   |   |   |     |   |
|  |  | 95-98   |     | ●   |  | +ABS               | 15-1267      | 45  | 38 | 27 | 59,5 | 98   | 34   |   |   |   |   |   | 13  | 2 |
| 3.7, quattro (191 kW) Eng. AKC/ AQG                |  | 98-02   |     | ●   |  | +ABS               | 13-0196      |     |    |    | 24   | 90   | 90   |   |   |   |   |   |     |   |
|  |  | 98-02   |     | ●   |  | +ABS               | 15-1267      | 45  | 38 | 27 | 59,5 | 98   | 34   |   |   |   |   |   | 13  | 2 |
| 4.2 quattro (220 kW) Eng. ABZ/ AKG                 |  | 3/94-11/98  |     | ●   |  | +ABS, FWD+RWD, A/T | 13-0196      |     |    |    | 24   | 90   | 90   |   |   |   |   |   |     |   |
|  |  | 3/94-11/98  |     | ●   |  | +ABS, FWD+RWD, A/T | 15-1267      | 45  | 38 | 27 | 59,5 | 98   | 34   |   |   |   |   |   | 13  | 2 |
| 4.2 S8 quattro (250 kW) Eng. AHC/ AKH              |  | 96-99   |     | ●   |  | +ABS               | 13-0196      |     |    |    | 24   | 90   | 90   |   |   |   |   |   |     |   |
|  |  | 96-99   |     | ●   |  | +ABS               | 15-1267      | 45  | 38 | 27 | 59,5 | 98   | 34   |   |   |   |   |   | 13  | 2 |





























| <b>A8 II (4E) '02-'10</b>           |   |    | L/R |    |    | NOTE | METELLI ref.   | ABS | A  | B  | C    | D    | E    | F | H | I | L | M | Fig |   |
|-------------------------------------|---|---|-----|---|--|------|----------------|-----|----|----|------|------|------|---|---|---|---|---|-----|---|
| 3.0 (160 kW) Eng. BBJ               |    | 03-10   |     | •   |  | FWD  | <b>13-0468</b> |     |    |    | 27,3 | 96,5 | 109  |   |   |   |   |   |     |   |
|                                     |    | 03-10   |     | •   |  | FWD  | <b>15-1695</b> |     | 38 | 27 | 59,5 | 100  | 34   |   |   |   |   |   | 13  | 1 |
| 3.0 TDi quattro (155 kW) Eng. BNG   |    | 03-10   |     | •   |  | FWD  | <b>13-0468</b> |     |    |    | 27,3 | 96,5 | 109  |   |   |   |   |   |     |   |
|                                     |    | 03-10   |     | •   |  | FWD  | <b>15-1695</b> |     | 38 | 27 | 59,5 | 100  | 34   |   |   |   |   |   | 13  | 1 |
| 3.0 TDi quattro (171 kW) Eng. ASB   |    | 03-10   |     | •   |  | FWD  | <b>13-0468</b> |     |    |    | 27,3 | 96,5 | 109  |   |   |   |   |   |     |   |
|                                     |    | 03-10   |     | •   |  | FWD  | <b>15-1695</b> |     | 38 | 27 | 59,5 | 100  | 34   |   |   |   |   |   | 13  | 1 |
| 3.0, Long quattro (162 kW) Eng. ASN |    | 03-10   |     | •   |  | FWD  | <b>13-0468</b> |     |    |    | 27,3 | 96,5 | 109  |   |   |   |   |   |     |   |
|                                     |    | 03-10   |     | •   |  | FWD  | <b>15-1695</b> |     | 38 | 27 | 59,5 | 100  | 34   |   |   |   |   |   | 13  | 1 |
| 3.2 FSI, quattro (191 kW) Eng. BPK  |    | 05-   |     | •   |  |      | <b>13-0379</b> |     |    |    | 27,3 | 96,5 | 109  |   |   |   |   |   |     |   |
|                                     |    | 05-   |     | •   |  |      | <b>15-1552</b> |     | 38 | 27 | 59,5 | 100  | 34   |   |   |   |   |   | 13  | 1 |
| 3.7 quattro (206 kW) Eng. BFL       |    | 02-10   |     | •   |  | FWD  | <b>13-0468</b> |     |    |    | 27,3 | 96,5 | 109  |   |   |   |   |   |     |   |
|                                     |    | 02-10   |     | •   |  | FWD  | <b>15-1695</b> |     | 38 | 27 | 59,5 | 100  | 34   |   |   |   |   |   | 13  | 1 |
| 4.0 TDi quattro (202 kW) Eng. ASE   |    | 02-10   |     | •   |  | FWD  | <b>13-0468</b> |     |    |    | 27,3 | 96,5 | 109  |   |   |   |   |   |     |   |
|                                     |    | 02-10   |     | •   |  | FWD  | <b>15-1695</b> |     | 38 | 27 | 59,5 | 100  | 34   |   |   |   |   |   | 13  | 1 |
| 4.2 FSI quattro (257 kW) Eng. BVJ   |    | 06-10   |     | •   |  | FWD  | <b>13-0468</b> |     |    |    | 27,3 | 96,5 | 109  |   |   |   |   |   |     |   |
|                                     |    | 06-10   |     | •   |  | FWD  | <b>15-1695</b> |     | 38 | 27 | 59,5 | 100  | 34   |   |   |   |   |   | 13  | 1 |
| 4.2 quattro (246 kW) Eng. BFM       |    | 02-10   |     | •   |  | FWD  | <b>13-0468</b> |     |    |    | 27,3 | 96,5 | 109  |   |   |   |   |   |     |   |
|                                     |    | 02-10   |     | •   |  | FWD  | <b>15-1695</b> |     | 38 | 27 | 59,5 | 100  | 34   |   |   |   |   |   | 13  | 1 |
| 4.2 TDi quattro (235 kW) Eng. BMC   |   | 05-10   |     | •   |  | FWD  | <b>13-0468</b> |     |    |    | 27,3 | 96,5 | 109  |   |   |   |   |   |     |   |
|                                     |  | 05-10   |     | •   |  | FWD  | <b>15-1695</b> |     | 38 | 27 | 59,5 | 100  | 34   |   |   |   |   |   | 13  | 1 |
| 4.2 TDi quattro (240 kW) Eng. BVN   |  | 05-10   |     | •   |  | FWD  | <b>13-0468</b> |     |    |    | 27,3 | 96,5 | 109  |   |   |   |   |   |     |   |
|                                     |  | 05-10   |     | •   |  | FWD  | <b>15-1695</b> |     | 38 | 27 | 59,5 | 100  | 34   |   |   |   |   |   | 13  | 1 |
| 6.0 W12 quattro (331 kW) Eng. BHT   |  | 03-10   |     | •   |  | FWD  | <b>13-0468</b> |     |    |    | 27,3 | 96,5 | 109  |   |   |   |   |   |     |   |
|                                     |  | 03-10   |     | •   |  | FWD  | <b>15-1695</b> |     | 38 | 27 | 59,5 | 100  | 34   |   |   |   |   |   | 13  | 1 |
| S8 quattro (331 kW) Eng. BSM        |  | 06-10   |     | •   |  | FWD  | <b>13-0468</b> |     |    |    | 27,3 | 96,5 | 109  |   |   |   |   |   |     |   |
|                                     |  | 06-10   |     | •   |  | FWD  | <b>15-1695</b> |     | 38 | 27 | 59,5 | 100  | 34   |   |   |   |   |   | 13  | 1 |
| <b>A8 III (4H) '10-</b>             |   |  | L/R |  |  | NOTE | METELLI ref.   | ABS | A  | B  | C    | D    | E    | F | H | I | L | M | Fig |   |
| 3.0 TDi (150 kW) Eng. CLAB          |  | 11-   |     | •   |  |      | <b>13-0462</b> |     |    |    | 30,5 | 104  | 125  |   |   |   |   |   |     |   |
|                                     |  | 11-   |     | •   |  |      | <b>15-1689</b> |     | 42 | 29 | 76,3 | 106  | 33,5 |   |   |   |   |   | 13a | 1 |






































































| Coupe I (81, 85) '80-'88        |    |  |  |  | NOTE                                  | METELLI ref. | ABS | A  | B  | C  | D     | E   | F | H | I | L | M  | Fig |  |  |
|---------------------------------|---|---|---|--|---------------------------------------|--------------|-----|----|----|----|-------|-----|---|---|---|---|----|-----|--|--|
| 1.8 GT (65 kW) Eng. SF          |    | 86-88   | ●   |  | M/T+A/T, Ch 85D019465-85J020000       | 13-0035      |     |    |    | 20 | 68    | 80  |   |   |   |   |    |     |  |  |
|                                 |    | 86-88   |   | ●  | M/T+A/T, Ch 85D019465-85J020000       | 14-0005      |     |    |    | 21 | 94    | 97  |   |   |   |   |    |     |  |  |
|                                 |    | 86-88   | ●   |  | M/T+A/T, Ch 85D019465-85J020000       | 15-1096      |     | 22 | 30 | 51 | 81    | 48  |   |   |   |   | 11 | 2   |  |  |
|                                 |    | 86-88   |   | ●  | M/T+A/T, Ch 85D019465-85J020000       | 16-1004      |     |    | 33 |    | 94    |     |   |   |   |   |    |     |  |  |
| 1.8 GT (66 kW) Eng. DS/ JV      |    | 82-88   | ●   |  | M/T+A/T, Ch 85D019465-85J020000       | 13-0035      |     |    |    | 20 | 68    | 80  |   |   |   |   |    |     |  |  |
|                                 |    | 82-88   |   | ●  | M/T+A/T, Ch 85D019465-85J020000       | 14-0005      |     |    |    | 21 | 94    | 97  |   |   |   |   |    |     |  |  |
|                                 |    | 82-88   | ●   |  | M/T+A/T, Ch 85D019465-85J020000       | 15-1096      |     | 22 | 30 | 51 | 81    | 48  |   |   |   |   | 11 | 2   |  |  |
|                                 |    | 82-88   |   | ●  | M/T+A/T, Ch 85D019465-85J020000       | 16-1004      |     |    | 33 |    | 94    |     |   |   |   |   |    |     |  |  |
| 1.8 GT (68 kW) Eng. JN          |    | 8/81-10/88  | ●   |  | M/T+A/T, Ch 85D019465-85J020000       | 13-0035      |     |    |    | 20 | 68    | 80  |   |   |   |   |    |     |  |  |
|                                 |    | 8/81-10/88  |   | ●  | M/T+A/T, Ch 85D019465-85J020000       | 14-0005      |     |    |    | 21 | 94    | 97  |   |   |   |   |    |     |  |  |
|                                 |    | 8/81-10/88  | ●   |  | M/T+A/T, Ch 85D019465-85J020000       | 15-1096      |     | 22 | 30 | 51 | 81    | 48  |   |   |   |   | 11 | 2   |  |  |
|                                 |    | 8/81-10/88  |   | ●  | M/T+A/T, Ch 85D019465-85J020000       | 16-1004      |     |    | 33 |    | 94    |     |   |   |   |   |    |     |  |  |
| 1.8 GT (79 kW) Eng. PV          |    | 86-87   | ●   |  | M/T, Ch 85H000001-85J010000           | 13-0048      |     |    |    | 22 | 83    | 79  |   |   |   |   |    |     |  |  |
|                                 |    | 86-87   | ●   |  | M/T, Ch 85H000001-85J010000           | 15-1050      |     | 22 | 30 | 51 | 90    | 49  |   |   |   |   | 11 | 2   |  |  |
|                                 |    | 86-87   |   | ●  | M/T, Ch 85H000001-85J010000           | 16-1010      |     |    | 33 |    | 100   |     |   |   |   |   |    |     |  |  |
| 1.8 GT, quattro (82 kW) Eng. DZ |  | 84-88   | ●   |  | M/T, Ch 85H000001-85J010000           | 13-0048      |     |    |    | 22 | 83    | 79  |   |   |   |   |    |     |  |  |
|                                 |  | 84-88   | ●   |  | M/T, Ch 85H000001-85J010000           | 15-1050      |     | 22 | 30 | 51 | 90    | 49  |   |   |   |   | 11 | 2   |  |  |
|                                 |  | 84-88   |   | ●  | M/T, Ch 85H000001-85J010000           | 16-1010      |     |    | 33 |    | 100   |     |   |   |   |   |    |     |  |  |
| 1.9 (85 kW) Eng. WN             |  | 8/80-7/83   | ●   |  | M/T+A/T, Ch 85B000001-85D200000       | 13-0035      |     |    |    | 20 | 68    | 80  |   |   |   |   |    |     |  |  |
|                                 |  | 8/80-7/83   |   | ●  | M/T+A/T, Ch 85B000001-85D200000       | 14-0005      |     |    |    | 21 | 94    | 97  |   |   |   |   |    |     |  |  |
|                                 |  | 8/80-7/83   | ●   |  | M/T+A/T, Ch 85B000001-85D200000       | 15-1096      |     | 22 | 30 | 51 | 81    | 48  |   |   |   |   | 11 | 2   |  |  |
|                                 |  | 8/80-7/83   |   | ●  | M/T+A/T, Ch 85B000001-85D200000       | 16-1004      |     |    | 33 |    | 94    |     |   |   |   |   |    |     |  |  |
| 2.0 (85 kW) Eng. HP/ JS         |  | 9/83-7/86   | ●   |  | M/T+A/T, Ch 85E000001-85G220000       | 13-0048      |     |    |    | 22 | 83    | 79  |   |   |   |   |    |     |  |  |
|                                 |  | 9/83-7/86   | ●   |  | M/T+A/T, Ch 85E000001-85G220000       | 15-1050      |     | 22 | 30 | 51 | 90    | 49  |   |   |   |   | 11 | 2   |  |  |
|                                 |  | 9/83-7/86   |   | ●  | M/T+A/T, Ch 85E000001-85G220000       | 16-1010      |     |    | 33 |    | 100   |     |   |   |   |   |    |     |  |  |
| 2.1 GT (96 kW) Eng. KE/ KL      |  | 82-84   | ●   |  | +ABS, M/T+A/T, Ch 85F020411-85J010000 | 13-0148      |     |    |    | 22 | 83    | 79  |   |   |   |   |    |     |  |  |
|                                 |  | 82-84   | ●   |  | -ABS, M/T, Ch 85C013212-85E220000     | 13-0105      |     |    |    | 22 | 83    | 79  |   |   |   |   |    |     |  |  |
|                                 |  | 82-84   |   | ●  | M/T+A/T, Ch 85F020411-85J010000       | 14-0012      |     |    |    | 24 | 107,5 | 120 |   |   |   |   |    |     |  |  |
|                                 |  | 82-84   | ●   |  | +ABS, M/T+A/T, Ch 85F020411-85J010000 | 15-1181      | 96  | 22 | 25 | 51 | 88    | 49  |   |   |   |   | 11 | 3   |  |  |
|                                 |  | 82-84   | ●   |  | -ABS, M/T, Ch 85C013212-85E220000     | 15-1128      |     | 22 | 25 | 51 | 90    | 49  |   |   |   |   | 11 | 3   |  |  |
|                                 |  | 82-84   |   | ●  | M/T, Ch 85C013212-85E220000           | 16-1014      |     |    | 28 |    | 108   |     |   |   |   |   |    |     |  |  |
|                                 |  | 82-84   |   | ●  | M/T+A/T, Ch 85F020411-85J010000       | 16-1014      |     |    | 28 |    | 108   |     |   |   |   |   |    |     |  |  |


































| <b>Coupe I (81, 85) '80-'88</b>  |   |  | L/R |  |  | NOTE                                     | METELLI ref. | ABS | A  | B  | C  | D     | E   | F | H  | I | L   | M   | Fig |
|----------------------------------|---|---|-----|---|--|--|--------------|-----|----|----|----|-------|-----|---|----|---|-----|-----|-----|
| 2.2 GT (85 kW) Eng. KX           |    | 7/81-10/87  |     | ●   |  | M/T, Ch 85B076537-85C250000              | 13-0035      |     |    |    | 20 | 68    | 80  |   |    |   |     |     |     |
|                                  |    | 7/81-10/87  |     | ●   |  | M/T, Ch 85B076537-85C250000              | 14-0005      |     |    |    | 21 | 94    | 97  |   |    |   |     |     |     |
|                                  |    | 7/81-10/87  |     | ●   |  | M/T, Ch 85B076537-85C250000              | 15-1096      |     | 22 | 30 | 51 | 81    | 48  |   |    |   |     | 11  | 2   |
|                                  |    | 7/81-10/87  |     | ●   |  | M/T, Ch 85B076537-85C250000              | 16-1004      |     |    | 33 |    | 94    |     |   |    |   |     |     |     |
| 2.2 GT, quattro (100 kW) Eng. KV |    | 84-88   |     | ●   |  | +ABS, M/T+A/T, Ch 85F020411-85J010000    | 13-0148      |     |    |    | 22 | 83    | 79  |   |    |   |     |     |     |
|                                  |    | 84-88   |     | ●   |  | -ABS, M/T, Ch 85C013212-85E220000        | 13-0105      |     |    |    | 22 | 83    | 79  |   |    |   |     |     |     |
|                                  |    | 84-88   |     | ●   |  | M/T+A/T, Ch 85F020411-85J010000          | 14-0012      |     |    |    | 24 | 107,5 | 120 |   |    |   |     |     |     |
|                                  |    | 84-88   |     | ●   |  | +ABS, M/T+A/T, Ch 85F020411-85J010000    | 15-1181      | 96  | 22 | 25 | 51 | 88    | 49  |   |    |   |     | 11  | 3   |
|                                  |    | 84-88   |     | ●   |  | -ABS, M/T, Ch 85C013212-85E220000        | 15-1128      |     | 22 | 25 | 51 | 90    | 49  |   |    |   |     | 11  | 3   |
|                                  |    | 84-88   |     | ●   |  | M/T, Ch 85C013212-85E220000              | 16-1014      |     |    | 28 |    | 108   |     |   |    |   |     |     |     |
| 2.3, quattro (100 kW) Eng. NG    |    | 2/87-7/88   |     | ●   |  | M/T+A/T, Ch 85H025684-85J010000          | 13-0105      |     |    |    | 22 | 83    | 79  |   |    |   |     |     |     |
|                                  |    | 2/87-7/88   |     | ●   |  | +ABS, M/T+A/T, Ch 85H025684-85J010000    | 13-0148      |     |    |    | 22 | 83    | 79  |   |    |   |     |     |     |
|                                  |    | 2/87-7/88   |     | ●   |  | M/T+A/T, Ch 85H025684-85J010000          | 14-0012      |     |    |    | 24 | 107,5 | 120 |   |    |   |     |     |     |
|                                  |    | 2/87-7/88   |     | ●   |  | M/T+A/T, Ch 85H025684-85J010000          | 15-1128      |     | 22 | 25 | 51 | 90    | 49  |   |    |   |     | 11  | 3   |
|                                  |    | 2/87-7/88   |     | ●   |  | +ABS, M/T+A/T, Ch 85H025684-85J010000    | 15-1181      | 96  | 22 | 25 | 51 | 88    | 49  |   |    |   |     | 11  | 3   |
|                                  |    | 2/87-7/88   |     | ●   |  | M/T+A/T, Ch 85H025684-85J010000          | 16-1014      |     |    | 28 |    | 108   |     |   |    |   |     |     |     |
| <b>Coupe II (89, 8B) '88-'96</b> |   |  | L/R |  |  | NOTE                                     | METELLI ref. | ABS | A  | B  | C  | D     | E   | F | H  | I | L   | M   | Fig |
| 1.8 (82 kW) Eng. DZ              |    | 11/88-  | L   |   |  | +ABS                                     | 17-0181      | 45  | 33 | 33 |    | 88    | 100 |   | 30 |   | 585 | s10 |     |
|                                  |   | 11/88-  | R   |   |  | +ABS                                     | 17-0182      | 45  | 33 | 33 |    | 88    | 100 |   | 30 |   | 574 | s14 |     |
| 2.0 (85 kW) Eng. AAD/ ABK        |  | 5/89-12/96  |     | ●   |  | +/-ABS, M/T, 3Sp, Ch 8BK000001-8BM020000 | 13-0081      |     |    |    | 22 | 80    | 88  |   |    |   |     |     |     |
|                                  |  | 5/89-12/96  |     | ●   |  | +ABS, M/T, 3Sp, Ch 8BK000001-8BM020000   | 15-1112      | 45  | 33 | 30 | 53 | 88    | 30  |   |    |   |     | 13  | 2   |
|                                  |  | 5/89-12/96  |     | ●   |  | -ABS, M/T, 3Sp, Ch 8BK000001-8BM020000   | 15-1091      |     | 33 | 30 | 53 | 88    | 30  |   |    |   |     | 13  | 2   |
|                                  |  | 5/89-   | L   |   |  | +ABS                                     | 17-0181      | 45  | 33 | 33 |    | 88    | 100 |   | 30 |   | 585 | s10 |     |
| 2.0 16v (101 kW) Eng. 6A         |  | 1/92-   | L   |   |  | +ABS, M/T                                | 17-0682      | 45  | 33 |    |    | 88    | 108 |   | 30 |   | 585 | s14 |     |
|                                  |  | 1/92-   | R   |   |  | +ABS, M/T                                | 17-0683      | 45  | 33 |    |    | 88    | 108 |   | 30 |   | 571 | s14 |     |














| Coupe II (89, 8B) '88-'96                    |    | L/R        |  |  | NOTE                                  | METELLI ref.   | ABS            | A  | B  | C    | D     | E   | F   | H  | I  | L   | M   | Fig |   |  |
|--|---|------------|---|--|---------------------------------------|----------------|----------------|----|----|------|-------|-----|-----|----|----|-----|-----|-----|---|--|
| 2.0 16v (103 kW) Eng. ACE                    |    | 8/92-12/96 |   | ●  | +/-ABS, M/T, Ch 8BK020001-            | <b>13-0081</b> |                |    |    | 22   | 80    | 88  |     |    |    |     |     |     |   |  |
|  |    | 8/92-12/96 |   | ●  | M/T, Ch 8BK020001-                    | <b>14-0012</b> |                |    |    | 24   | 107,5 | 120 |     |    |    |     |     |     |   |  |
|  |    | 8/92-12/96 |   | ●  | +ABS, M/T, Ch 8BK020001-              | <b>15-1112</b> | 45             | 33 | 30 | 53   | 88    | 30  |     |    |    |     |     | 13  | 2 |  |
|  |   | 8/92-12/96 |   | ●  | -ABS, M/T, Ch 8BK020001-              | <b>15-1091</b> |                | 33 | 30 | 53   | 88    | 30  |     |    |    |     |     | 13  | 2 |  |
|  |    | 8/92-12/96 |   | ●  | M/T, Ch 8BK020001-                    | <b>16-1014</b> |                |    | 28 |      | 108   |     |     |    |    |     |     |     |   |  |
|  |    | 92-        | L   |  |                                       | +ABS, M/T      | <b>17-0682</b> | 45 | 33 |      |       | 88  | 108 |    | 30 |     | 585 | s14 |   |  |
| 92-  |   | R          |   |  | +ABS, M/T                             | <b>17-0683</b> | 45             | 33 |    |      | 88    | 108 |     | 30 |    | 571 | s14 |     |   |  |
| 2.0 20v, quattro (118 kW) Eng. NM            |    | 89-91      | L   |  | +ABS, FWD, M/T                        | <b>17-0682</b> | 45             | 33 |    |      | 88    | 108 |     | 30 |    | 585 | s14 |     |   |  |
|  |   | 89-91      | R   |  | +ABS, FWD, M/T                        | <b>17-0683</b> | 45             | 33 |    |      | 88    | 108 |     | 30 |    | 571 | s14 |     |   |  |
| 2.2i (Switzerland D-Sweden) (100 kW) Eng. HY |    | 88-        | L   |  | +ABS, M/T                             | <b>17-0682</b> | 45             | 33 |    |      | 88    | 108 |     | 30 |    | 585 | s14 |     |   |  |
|  |   | 88-        | R   |  | +ABS, M/T                             | <b>17-0683</b> | 45             | 33 |    |      | 88    | 108 |     | 30 |    | 571 | s14 |     |   |  |
| 2.3 (100 kW) Eng. NG                         |    | 88-94      |   | ●  | +ABS, M/T, Ch 8BK000001-              | <b>13-0081</b> |                |    |    | 22   | 80    | 88  |     |    |    |     |     |     |   |  |
|  |    | 88-94      |   | ●  | M/T, Ch 8BK000001-                    | <b>14-0012</b> |                |    |    | 24   | 107,5 | 120 |     |    |    |     |     |     |   |  |
|  |    | 88-94      |   | ●  | M/T, Ch 8BK000001-                    | <b>15-1091</b> |                | 33 | 30 | 53   | 88    | 30  |     |    |    |     |     | 13  | 2 |  |
|  |   | 88-94      |   | ●  | +ABS, M/T, Ch 8BK000001-              | <b>15-1112</b> | 45             | 33 | 30 | 53   | 88    | 30  |     |    |    |     |     | 13  | 2 |  |
|  |    | 88-94      |   | ●  | M/T, Ch 8BK000001-                    | <b>16-1014</b> |                |    | 28 |      | 108   |     |     |    |    |     |     |     |   |  |
|  |    | 88-94      | L   |  |                                       | +ABS, M/T      | <b>17-0682</b> | 45 | 33 |      |       | 88  | 108 |    | 30 |     | 585 | s14 |   |  |
| 88-94  |   | R          |   |  | +ABS, M/T                             | <b>17-0683</b> | 45             | 33 |    |      | 88    | 108 |     | 30 |    | 571 | s14 |     |   |  |
| 2.3 (98 kW) Eng. NG                          |    | 90-96      |   | ●  | +ABS, M/T, Ch 8BK000001-              | <b>13-0081</b> |                |    |    | 22   | 80    | 88  |     |    |    |     |     |     |   |  |
|  |    | 90-96      |   | ●  | M/T, Ch 8BK000001-                    | <b>14-0012</b> |                |    |    | 24   | 107,5 | 120 |     |    |    |     |     |     |   |  |
|  |   | 90-96      |   | ●  | M/T, Ch 8BK000001-                    | <b>15-1091</b> |                | 33 | 30 | 53   | 88    | 30  |     |    |    |     |     | 13  | 2 |  |
|  |   | 90-96      |   | ●  | +ABS, M/T, Ch 8BK000001-              | <b>15-1112</b> | 45             | 33 | 30 | 53   | 88    | 30  |     |    |    |     |     | 13  | 2 |  |
|  |  | 90-96      |   | ●  | M/T, Ch 8BK000001-                    | <b>16-1014</b> |                |    | 28 |      | 108   |     |     |    |    |     |     |     |   |  |
| 2.3 20v, quattro (123-125 kW) Eng. 7A        |  | 88-96      |   | ●  | +ABS, M/T+A/T, Ch 8BL000001-8BM020000 | <b>13-0158</b> |                |    |    | 24   | 90    | 90  |     |    |    |     |     |     |   |  |
|  |  | 88-96      |   | ●  | M/T+A/T, Ch 8BL000001-8BM020000       | <b>14-0012</b> |                |    |    | 24   | 107,5 | 120 |     |    |    |     |     |     |   |  |
|  |  | 88-96      |   | ●  | +ABS, M/T+A/T, Ch 8BL000001-8BM020000 | <b>15-1195</b> | 45             | 38 | 27 | 59,5 | 98    | 34  |     |    |    |     |     | 13  | 2 |  |
|  |  | 88-96      |   | ●  | M/T+A/T, Ch 8BL000001-8BM020000       | <b>16-1014</b> |                |    | 28 |      | 108   |     |     |    |    |     |     |     |   |  |
|  |  | 88-7/91    | L   |  |                                       | +ABS, FWD, M/T | <b>17-0682</b> | 45 | 33 |      |       | 88  | 108 |    | 30 |     | 585 | s14 |   |  |
|  |   | 88-7/91    | R   |  |                                       | +ABS, FWD, M/T | <b>17-0683</b> | 45 | 33 |      |       | 88  | 108 |    | 30 |     | 571 | s14 |   |  |
| 2.6 (110 kW) Eng. ABC                        |  | 8/92-12/96 |   | ●  | +ABS, M/T+A/T, Ch 8BN015001-          | <b>13-0158</b> |                |    |    | 24   | 90    | 90  |     |    |    |     |     |     |   |  |
|  |  | 8/92-12/96 |   | ●  | +ABS, M/T+A/T, Ch 8BN015001-          | <b>15-1195</b> | 45             | 38 | 27 | 59,5 | 98    | 34  |     |    |    |     |     | 13  | 2 |  |
| 2.8, quattro (128 kW) Eng. AAH               |  | 9/91-12/96 |   | ●  | +ABS, M/T+A/T, Ch 8BN015001-          | <b>13-0158</b> |                |    |    | 24   | 90    | 90  |     |    |    |     |     |     |   |  |
|  |  | 9/91-12/96 |   | ●  | +ABS, M/T+A/T, Ch 8BN015001-          | <b>15-1195</b> | 45             | 38 | 27 | 59,5 | 98    | 34  |     |    |    |     |     | 13  | 2 |  |

| <b>Fox '75-'79</b>   |   |  | L/R |  |  | NOTE                               | METELLI ref. | ABS | A  | B  | C    | D     | E    | F | H | I | L | M   | Fig |
|--|---|---|-----|---|--|------------------------------------|--------------|-----|----|----|------|-------|------|---|---|---|---|-----|-----|
| All models   |    | 75-79   |     | •   |  | M/T+A/T, Usa/Australia             | 13-0047      |     |    |    | 20   | 68    | 80   |   |   |   |   |     |     |
|  |    | 75-79   |     | •   |  | M/T+A/T, Usa/Australia             | 14-0005      |     |    |    | 21   | 94    | 97   |   |   |   |   |     |     |
|  |    | 75-79   |     | •   |  | M/T+A/T, Usa/Australia             | 15-1049      |     | 22 | 30 | 51   | 81    | 48   |   |   |   |   | 11  | 3   |
|  |    | 75-79   |     | •   |  | M/T+A/T, Usa/Australia             | 16-1004      |     |    | 33 |      | 94    |      |   |   |   |   |     |     |
| <b>Q3 '11-</b>   |   |  | L/R |  |  | NOTE                               | METELLI ref. | ABS | A  | B  | C    | D     | E    | F | H | I | L | M   | Fig |
| 2.0 TFSi quattro (125 kW) Eng. CCZC                                  |    | 11-   |     | •   |  | M/T                                | 13-0320      |     |    |    | 25   | 90    | 107  |   |   |   |   |     |     |
|  |    | 11-   |     | •   |  | M/T                                | 15-1463      |     | 36 | 27 | 59,5 | 97,95 | 40,5 |   |   |   |   | 13  | 2   |
| <b>Q5 (8R) '08-</b>  |   |  | L/R |  |  | NOTE                               | METELLI ref. | ABS | A  | B  | C    | D     | E    | F | H | I | L | M   | Fig |
| 2.0 TDi quattro (100 kW) Eng. CAGB/ CJCB                             |    | 09-   |     | •   |  | FWD, M/T+A/T, 6/7 Sp               | 13-0470      |     |    |    | 21   | 85    | 103  |   |   |   |   |     |     |
|  |    | 09-   |     | •   |  | FWD, M/T+A/T, 6/7 Sp               | 15-1697      |     | 42 | 33 | 76,3 | 87,8  | 33,5 |   |   |   |   | 13a | 1   |
| 2.0 TDi quattro (105 kW) Eng. CAGA/ CJCA                             |    | 09-   |     | •   |  | FWD, M/T+A/T, 6/7 Sp               | 13-0470      |     |    |    | 21   | 85    | 103  |   |   |   |   |     |     |
|  |    | 09-   |     | •   |  | FWD, M/T+A/T, 6/7 Sp               | 15-1697      |     | 42 | 33 | 76,3 | 87,8  | 33,5 |   |   |   |   | 13a | 1   |
| 2.0 TDi quattro (120-125 kW) Eng. CAHA/ CAHB/ CGLA/ CGLB/ CGLD/ CMGA |    | 08-   |     | •   |  | FWD, Double clutch/Doppia frizione | 13-0461      |     |    |    | 27,3 | 96,5  | 109  |   |   |   |   |     |     |
|  |    | 08-   |     | •   |  | FWD, M/T+A/T, 6/7 Sp               | 13-0470      |     |    |    | 21   | 85    | 103  |   |   |   |   |     |     |
|  |    | 08-   |     | •   |  | FWD, Double clutch/Doppia frizione | 15-1688      |     | 42 | 27 | 76,3 | 100   | 33,5 |   |   |   |   | 13a | 1   |
|  |    | 08-   |     | •   |  | FWD, M/T+A/T, 6/7 Sp               | 15-1697      |     | 42 | 33 | 76,3 | 87,8  | 33,5 |   |   |   |   | 13a | 1   |
| 2.0 TFSi hybrid quattro (155 kW) Eng. CHJA                           |    | 11-   |     | •   |  |                                    | 13-0461      |     |    |    | 27,3 | 96,5  | 109  |   |   |   |   |     |     |
|  |  | 11-   |     | •   |  |                                    | 15-1688      |     | 42 | 27 | 76,3 | 100   | 33,5 |   |   |   |   | 13a | 1   |
| 2.0 TFSi quattro (132 kW) Eng. CDN/ CNCB                             |  | 09-   |     | •   |  | FWD, M/T+A/T, 6/7 Sp               | 13-0470      |     |    |    | 21   | 85    | 103  |   |   |   |   |     |     |
|  |  | 09-   |     | •   |  | FWD, M/T+A/T, 6/7 Sp               | 15-1697      |     | 42 | 33 | 76,3 | 87,8  | 33,5 |   |   |   |   | 13a | 1   |
| 2.0 TFSi quattro (155 kW) Eng. CAEB/ CDNC/ CPMA                      |  | 08-   |     | •   |  | FWD, M/T+A/T, 6/7 Sp               | 13-0470      |     |    |    | 21   | 85    | 103  |   |   |   |   |     |     |
|  |  | 08-   |     | •   |  | FWD, M/T+A/T, 6/7 Sp               | 15-1697      |     | 42 | 33 | 76,3 | 87,8  | 33,5 |   |   |   |   | 13a | 1   |
| 3.0 TDi quattro (155 kW) Eng. CCWB                                   |  | 08-   |     | •   |  |                                    | 13-0461      |     |    |    | 27,3 | 96,5  | 109  |   |   |   |   |     |     |
|  |  | 08-   |     | •   |  |                                    | 15-1688      |     | 42 | 27 | 76,3 | 100   | 33,5 |   |   |   |   | 13a | 1   |
| 3.0 TDi quattro (176 kW) Eng. CCWA                                   |  | 08-   |     | •   |  |                                    | 13-0461      |     |    |    | 27,3 | 96,5  | 109  |   |   |   |   |     |     |
|  |  | 08-   |     | •   |  |                                    | 15-1688      |     | 42 | 27 | 76,3 | 100   | 33,5 |   |   |   |   | 13a | 1   |
| 3.2 V6 TFSi quattro (199 kW) Eng. CALB                               |  | 09-   |     | •   |  |                                    | 13-0461      |     |    |    | 27,3 | 96,5  | 109  |   |   |   |   |     |     |
|  |  | 09-   |     | •   |  |                                    | 15-1688      |     | 42 | 27 | 76,3 | 100   | 33,5 |   |   |   |   | 13a | 1   |






















| Q7 (4L) '06-   |   |  | L/R |  |  | NOTE                              | METELLI ref. | ABS | A  | B  | C    | D     | E    | F | H | I | L | M | Fig |  |
|--|---|---|-----|---|--|-----------------------------------|--------------|-----|----|----|------|-------|------|---|---|---|---|---|-----|--|
| 3.0 TDi quattro (155 kW) Eng. BUN/ CTWA              |    | 06-   |     | •   |  |                                   | 13-0437      |     |    |    | 27,3 | 96,5  | 109  |   |   |   |   |   |     |  |
|  |    | 06-   |     | •   |  |                                   | 15-1659      |     | 30 | 27 | 64   | 100   | 61,7 |   |   |   |   | 2 | 1   |  |
| 3.0 TDi quattro (171 kW) Eng. BUG                    |    | 06-   |     | •   |  |                                   | 13-0437      |     |    |    | 27,3 | 96,5  | 109  |   |   |   |   |   |     |  |
|  |    | 06-   |     | •   |  |                                   | 15-1659      |     | 30 | 27 | 64   | 100   | 61,7 |   |   |   |   | 2 | 1   |  |
| 3.0 TDi quattro (176 kW) Eng. CASA/ CCMA/ CJGA/ CNRB |    | 07-   |     | •   |  |                                   | 13-0437      |     |    |    | 27,3 | 96,5  | 109  |   |   |   |   |   |     |  |
|  |    | 07-   |     | •   |  |                                   | 15-1659      |     | 30 | 27 | 64   | 100   | 61,7 |   |   |   |   | 2 | 1   |  |
| 3.6 V6 FSi quattro (206 kW) Eng. BHK                 |    | 07-   |     | •   |  |                                   | 13-0437      |     |    |    | 27,3 | 96,5  | 109  |   |   |   |   |   |     |  |
|  |    | 07-   |     | •   |  |                                   | 15-1659      |     | 30 | 27 | 64   | 100   | 61,7 |   |   |   |   | 2 | 1   |  |
| 4.2 FSi quattro (257 kW) Eng. BAR                    |    | 06-   |     | •   |  |                                   | 13-0437      |     |    |    | 27,3 | 96,5  | 109  |   |   |   |   |   |     |  |
|  |    | 06-   |     | •   |  |                                   | 15-1659      |     | 30 | 27 | 64   | 100   | 61,7 |   |   |   |   | 2 | 1   |  |
| 4.2 V8 TDi quattro (240 kW) Eng. BTR                 |    | 07-   |     | •   |  |                                   | 13-0437      |     |    |    | 27,3 | 96,5  | 109  |   |   |   |   |   |     |  |
|  |    | 07-   |     | •   |  |                                   | 15-1659      |     | 30 | 27 | 64   | 100   | 61,7 |   |   |   |   | 2 | 1   |  |
| Quattro (85) '80-'91                                 |   |  | L/R |  |  | NOTE                              | METELLI ref. | ABS | A  | B  | C    | D     | E    | F | H | I | L | M | Fig |  |
| 2.1 20v T. (225 kW) Eng. KW                          |    | 84-87   |     | •   |  | RWD, Ch 85A900001-85M000999       | 13-0536      |     |    |    | 24   | 90    | 83   |   |   |   |   |   |     |  |
|  |   | 84-87   |     | •   |  | +ABS, RWD, Ch 85G900708-85M000999 | 13-0131      |     |    |    | 24   | 90    | 83   |   |   |   |   |   |     |  |
|  |    | 84-87   |     | •   |  | RWD, Ch 85A900001-85M000999       | 14-0012      |     |    |    | 24   | 107,5 | 120  |   |   |   |   |   |     |  |
|  |    | 84-87   |     | •   |  | RWD, Ch 85A900001-85M000999       | 15-1150      |     | 26 | 28 | 56,4 | 98    | 51   |   |   |   |   | 4 | 3   |  |
|  |   | 84-87   |     | •   |  | +ABS, RWD, Ch 85G900708-85M000999 | 15-1203      | 96  | 26 | 28 | 56,6 | 98    | 50   |   |   |   |   | 4 | 3   |  |
|  |    | 84-87   |     | •   |  | RWD, Ch 85A900001-85M000999       | 16-1014      |     |    | 28 |      | 108   |      |   |   |   |   |   |     |  |
| 2.1 T. (147 kW) Eng. GV/ WR                          |    | 7/80-87   |     | •   |  | RWD, Ch 85A900001-85M000999       | 13-0536      |     |    |    | 24   | 90    | 83   |   |   |   |   |   |     |  |
|  |   | 7/80-87   |     | •   |  | +ABS, RWD, Ch 85G900708-85M000999 | 13-0131      |     |    |    | 24   | 90    | 83   |   |   |   |   |   |     |  |
|  |   | 7/80-87   |     | •   |  | RWD, Ch 85A900001-85M000999       | 14-0012      |     |    |    | 24   | 107,5 | 120  |   |   |   |   |   |     |  |
|  |  | 7/80-87   |     | •   |  | RWD, Ch 85A900001-85M000999       | 15-1150      |     | 26 | 28 | 56,4 | 98    | 51   |   |   |   |   | 4 | 3   |  |
|  |   | 7/80-87   |     | •   |  | +ABS, RWD, Ch 85G900708-85M000999 | 15-1203      | 96  | 26 | 28 | 56,6 | 98    | 50   |   |   |   |   | 4 | 3   |  |
|  |  | 7/80-87   |     | •   |  | RWD, Ch 85A900001-85M000999       | 16-1014      |     |    | 28 |      | 108   |      |   |   |   |   |   |     |  |
| 2.2 20v (162 kW) Eng. RR                             |  | 89-91   |     | •   |  | RWD, Ch 85A900001-85M000999       | 13-0536      |     |    |    | 24   | 90    | 83   |   |   |   |   |   |     |  |
|  |   | 89-91   |     | •   |  | +ABS, RWD, Ch 85G900708-85M000999 | 13-0131      |     |    |    | 24   | 90    | 83   |   |   |   |   |   |     |  |
|  |  | 89-91   |     | •   |  | RWD, Ch 85A900001-85M000999       | 14-0012      |     |    |    | 24   | 107,5 | 120  |   |   |   |   |   |     |  |
|  |  | 89-91   |     | •   |  | RWD, Ch 85A900001-85M000999       | 15-1150      |     | 26 | 28 | 56,4 | 98    | 51   |   |   |   |   | 4 | 3   |  |
|  |   | 89-91   |     | •   |  | +ABS, RWD, Ch 85G900708-85M000999 | 15-1203      | 96  | 26 | 28 | 56,6 | 98    | 50   |   |   |   |   | 4 | 3   |  |
|  |  | 89-91   |     | •   |  | RWD, Ch 85A900001-85M000999       | 16-1014      |     |    | 28 |      | 108   |      |   |   |   |   |   |     |  |





















| <b>Quattro (85) '80-'91</b>                               |   |    | L/R    |    | NOTE                              | METELLI ref. | ABS | A  | B  | C    | D     | E    | F | H | I | L | M | Fig |   |
|---|---|---|---|--|-----------------------------------|--------------|-----|----|----|------|-------|------|---|---|---|---|---|-----|---|
| 2.2 T. (147 kW) Eng. 1B                                   |    | 87-89   |   | •  | RWD, Ch 85A900001-85M000999       | 13-0536      |     |    |    | 24   | 90    | 83   |   |   |   |   |   |     |   |
|   |   | 87-89   |   | •  | +ABS, RWD, Ch 85G900708-85M000999 | 13-0131      |     |    |    | 24   | 90    | 83   |   |   |   |   |   |     |   |
|   |    | 87-89   |   | •  | RWD, Ch 85A900001-85M000999       | 14-0012      |     |    |    | 24   | 107,5 | 120  |   |   |   |   |   |     |   |
|   |    | 87-89   |   | •  | RWD, Ch 85A900001-85M000999       | 15-1150      |     | 26 | 28 | 56,4 | 98    | 51   |   |   |   |   |   | 4   | 3 |
|   |   | 87-89   |   | •  | +ABS, RWD, Ch 85G900708-85M000999 | 15-1203      | 96  | 26 | 28 | 56,6 | 98    | 50   |   |   |   |   |   | 4   | 3 |
|   |    | 87-89   |   | •  | RWD, Ch 85A900001-85M000999       | 16-1014      |     |    | 28 |      | 108   |      |   |   |   |   |   |     |   |
| 2.2 T. (147 kW) Eng. MB                                   |    | 87-89   |   | •  | RWD, Ch 85A900001-85M000999       | 13-0536      |     |    |    | 24   | 90    | 83   |   |   |   |   |   |     |   |
|   |   | 87-89   |   | •  | +ABS, RWD, Ch 85G900708-85M000999 | 13-0131      |     |    |    | 24   | 90    | 83   |   |   |   |   |   |     |   |
|   |    | 87-89   |   | •  | RWD, Ch 85A900001-85M000999       | 14-0012      |     |    |    | 24   | 107,5 | 120  |   |   |   |   |   |     |   |
|   |    | 87-89   |   | •  | RWD, Ch 85A900001-85M000999       | 15-1150      |     | 26 | 28 | 56,4 | 98    | 51   |   |   |   |   |   | 4   | 3 |
|   |   | 87-89   |   | •  | +ABS, RWD, Ch 85G900708-85M000999 | 15-1203      | 96  | 26 | 28 | 56,6 | 98    | 50   |   |   |   |   |   | 4   | 3 |
|   |    | 87-89   |   | •  | RWD, Ch 85A900001-85M000999       | 16-1014      |     |    | 28 |      | 108   |      |   |   |   |   |   |     |   |
| <b>TT I (8N3,9), Roadster '98-'06</b>                     |   |    | L/R    |    | NOTE                              | METELLI ref. | ABS | A  | B  | C    | D     | E    | F | H | I | L | M | Fig |   |
| 1.8 T, quattro (132 kW) Eng. AJQ/ APP/ ARY/ AUQ/ ATC/ AWP |    | 10/98-  |   | •  |                                   | 13-0152      |     |    |    | 26   | 87    | 117  |   |   |   |   |   |     |   |
|   |    | 10/98-  |   | •  |                                   | 15-1189      |     | 36 | 30 | 52,8 | 90    | 40   |   |   |   |   |   | 11  | 2 |
| 1.8 T, quattro (140 kW) Eng. BVR                          |    | 05-   |   | •  |                                   | 13-0152      |     |    |    | 26   | 87    | 117  |   |   |   |   |   |     |   |
|   |    | 05-   |   | •  |                                   | 15-1189      |     | 36 | 30 | 52,8 | 90    | 40   |   |   |   |   |   | 11  | 2 |
| 1.8 T. (110 kW) Eng. AUM                                  |    | 01-   |   | •  |                                   | 13-0152      |     |    |    | 26   | 87    | 117  |   |   |   |   |   |     |   |
|   |   | 01-   |   | •  |                                   | 15-1189      |     | 36 | 30 | 52,8 | 90    | 40   |   |   |   |   |   | 11  | 2 |
| 1.8 T. (120 kW) Eng. BVP                                  |  | 05-   |   | •  |                                   | 13-0152      |     |    |    | 26   | 87    | 117  |   |   |   |   |   |     |   |
|   |  | 05-   |   | •  |                                   | 15-1189      |     | 36 | 30 | 52,8 | 90    | 40   |   |   |   |   |   | 11  | 2 |
| 1.8 T. quattro (165 kW) Eng. AMU/ APX/ BAM                |  | 10/98-  |   | •  | Eng. APX, BAM                     | 13-0293      |     |    |    | 25   | 90    | 107  |   |   |   |   |   |     |   |
|   |  | 10/98-  |   | •  | Eng. APX, BAM                     | 15-1428      |     | 36 | 27 | 53   | 98    | 40   |   |   |   |   |   | 11  | 2 |
| <b>TT II (8J3,9), Roadster '06-</b>                       |   |  | L/R  |  | NOTE                              | METELLI ref. | ABS | A  | B  | C    | D     | E    | F | H | I | L | M | Fig |   |
| 1.8 TFSI (118 kW) Eng. CDAA                               |  | 08-   |   | •  |                                   | 13-0320      |     |    |    | 25   | 90    | 107  |   |   |   |   |   |     |   |
|   |  | 08-   |   | •  |                                   | 15-1463      |     | 36 | 27 | 59,5 | 97,95 | 40,5 |   |   |   |   |   | 13  | 2 |
| 2.0 TDi quattro (125 kW) Eng. CBBB/ CFGB                  |  | 08-   |   | •  |                                   | 13-0320      |     |    |    | 25   | 90    | 107  |   |   |   |   |   |     |   |
|   |  | 08-   |   | •  |                                   | 15-1463      |     | 36 | 27 | 59,5 | 97,95 | 40,5 |   |   |   |   |   | 13  | 2 |
| 2.0 TFSi (147 kW) Eng. BWA/ CCZA                          |  | 06-   |   | •  |                                   | 13-0320      |     |    |    | 25   | 90    | 107  |   |   |   |   |   |     |   |
|   |  | 06-   |   | •  |                                   | 15-1463      |     | 36 | 27 | 59,5 | 97,95 | 40,5 |   |   |   |   |   | 13  | 2 |

| TT II (8J3,9), Roadster '06-     |   |  | L/R |  |  | NOTE                                 | METELLI ref.                            | ABS      | A  | B    | C     | D     | E   | F | H | I | L | M  | Fig |   |
|----------------------------------|---|---|-----|---|---|--------------------------------------|---|----------|----|------|-------|-------|-----|---|---|---|---|----|-----|---|
| 3.2 V6 quattro (184 kW) Eng. BUB |  | 06-   |     | •   |   | Doppia Frizione/ Double Clutch       | 13-0320                                 |          |    |      | 25    | 90    | 107 |   |   |   |   |    |     |   |
|                                  |   | 06-   |     | •   |   | M/T                                  | 13-0319                                 |          |    |      | 26    | 87    | 117 |   |   |   |   |    |     |   |
|                                  |  | 06-   |     | •   |   | Doppia Frizione/ Double Clutch       | 15-1463                                 | 36       | 27 | 59,5 | 97,95 | 40,5  |     |   |   |   |   | 13 | 2   |   |
|                                  |   | 06-   |     | •   |   | M/T                                  | 15-1467                                 | 36       | 30 | 59,5 | 90    | 40    |     |   |   |   |   |    | 13  | 2 |
|                                  |  | 06-   |     |   | •   |                                      | M/T, Exc. Doppia Frizione/Double Clutch | 16-1010C |    |      | 33    |       | 100 |   |   |   |   |    |     |   |
| V8 (D1) '88-'94                  |   |  | L/R |  |  | NOTE                                 | METELLI ref.                            | ABS      | A  | B    | C     | D     | E   | F | H | I | L | M  | Fig |   |
| 3.6 quattro (180-184 kW) Eng. PT |  | 10/88-11/93   |     |   | •   | RWD, M/T+A/T, Ch 44K000001-4CR005000 | 14-0012                                 |          |    |      | 24    | 107,5 | 120 |   |   |   |   |    |     |   |
|                                  |  | 10/88-11/93   |     |   | •   | RWD, M/T+A/T, Ch 44K000001-4CR005000 | 16-1014                                 |          |    | 28   |       | 108   |     |   |   |   |   |    |     |   |
| 4.2 quattro (206 kW) Eng. ABH    |  | 91-94   |     |   | •   | RWD, M/T+A/T, Ch 44K000001-4CR005000 | 14-0012                                 |          |    |      | 24    | 107,5 | 120 |   |   |   |   |    |     |   |
|                                  |  | 91-94   |     |   | •   | RWD, M/T+A/T, Ch 44K000001-4CR005000 | 16-1014                                 |          |    | 28   |       | 108   |     |   |   |   |   |    |     |   |














## AUTOBIANCHI






























| A111 '69-'72                                   |   |    | L/R |    |    | NOTE | METELLI ref. | ABS | A  | B  | C    | D  | E  | F | H | I | L | M | Fig |   |
|--|---|---|-----|---|---|------|--------------|-----|----|----|------|----|----|---|---|---|---|---|-----|---|
| 1.4 (51 kW) Eng. FiatBLC.000                   |    | 8/69-11/72  |     | •   |   |      | 13-0534      |     |    |    | 20   | 68 | 80 |   |   |   |   |   |     |   |
|  |    | 8/69-11/72  |     | •   |   |      | 15-1055      |     | 22 | 20 | 48,1 | 80 | 55 |   |   |   |   |   | 4   | 3 |
| A112 '69-'85                                   |   |    | L/R |    |    | NOTE | METELLI ref. | ABS | A  | B  | C    | D  | E  | F | H | I | L | M | Fig |   |
| 0.9 Junior (31 kW) Eng. A112A5.000/ A112B2.000 |    | 1/80-85   |     | •   |   |      | 13-0002      |     |    |    | 20   | 68 | 80 |   |   |   |   |   |     |   |
|  |   | 75-12/79  |     | •   |   | M/T  | 13-0001      |     |    |    | 20   | 68 | 80 |   |   |   |   |   |     |   |
|  |   | 1/80-85   |     | •   |   |      | 15-1019      |     | 20 | 20 | 43,1 | 80 | 55 |   |   |   |   |   | 4   | 3 |
|  |   | 75-12/79  |     | •   |   | M/T  | 15-1001      |     | 20 | 20 | 43,1 | 80 | 55 |   |   |   |   |   | 4   | 3 |
| 0.95 (35 kW) Eng. A112B1.000                   |  | 77-   |     | •   |   | M/T  | 13-0001      |     |    |    | 20   | 68 | 80 |   |   |   |   |   |     |   |
|  |  | 77-   |     | •   |   | M/T  | 15-1001      |     | 20 | 20 | 43,1 | 80 | 55 |   |   |   |   |   | 4   | 3 |
| 1.0 Abarth (51 kW) Eng. A112A2.000             |  | 1/80-84   |     | •   |   |      | 13-0002      |     |    |    | 20   | 68 | 80 |   |   |   |   |   |     |   |
|  |  | 1/80-84   |     | •   |   |      | 15-1019      |     | 20 | 20 | 43,1 | 80 | 55 |   |   |   |   |   | 4   | 3 |
| Y10 '85-                                       |   |  | L/R |  |  | NOTE | METELLI ref. | ABS | A  | B  | C    | D  | E  | F | H | I | L | M | Fig |   |
| 1.0 (33 kW) Eng. 156A2.000                     |  | 2/85-92   |     | •   |   |      | 13-0002      |     |    |    | 20   | 68 | 80 |   |   |   |   |   |     |   |
|  |  | 2/85-92   |     | •   |   |      | 15-1019      |     | 20 | 20 | 43,1 | 80 | 55 |   |   |   |   |   | 4   | 3 |
| 1.0 4WD (37 kW) Eng. 156A3.000                 |  | 86-92   |     | •   |   |      | 13-0002      |     |    |    | 20   | 68 | 80 |   |   |   |   |   |     |   |
|  |  | 86-92   |     | •   |   |      | 15-1019      |     | 20 | 20 | 43,1 | 80 | 55 |   |   |   |   |   | 4   | 3 |























## AUTOBIANCHI

























| <b>Y10 '85-</b>                    |   |  | L/R |  |  | NOTE | METELLI ref.   | ABS | A  | B  | C    | D  | E  | F | H | I | L | M | Fig |  |
|------------------------------------|---|---|-----|---|--|------|----------------|-----|----|----|------|----|----|---|---|---|---|---|-----|--|
| 1.0 Kat (33 kW) Eng. 156A2.246     |  | 87-92   |     | •   |  |      | <b>13-0002</b> |     |    |    | 20   | 68 | 80 |   |   |   |   |   |     |  |
|                                    |  | 87-92   |     | •   |  |      | <b>15-1019</b> |     | 20 | 20 | 43,1 | 80 | 55 |   |   |   |   | 4 | 3   |  |
| 1.1 i.e. Kat (42 kW) Eng. 156C.046 |  | 90-92   |     | •   |  |      | <b>13-0002</b> |     |    |    | 20   | 68 | 80 |   |   |   |   |   |     |  |
|                                    |  | 90-92   |     | •   |  |      | <b>15-1019</b> |     | 20 | 20 | 43,1 | 80 | 55 |   |   |   |   | 4 | 3   |  |
| 1.1, 4WD (42 kW) Eng. 156C.000     |  | 89-92   |     | •   |  |      | <b>13-0002</b> |     |    |    | 20   | 68 | 80 |   |   |   |   |   |     |  |
|                                    |  | 89-92   |     | •   |  |      | <b>15-1019</b> |     | 20 | 20 | 43,1 | 80 | 55 |   |   |   |   | 4 | 3   |  |
| 1.3 i.e. GT (54 kW) Eng. 146A5.046 |  | 89-92   |     | •   |  |      | <b>13-0002</b> |     |    |    | 20   | 68 | 80 |   |   |   |   |   |     |  |
|                                    |  | 89-92   |     | •   |  |      | <b>15-1019</b> |     | 20 | 20 | 43,1 | 80 | 55 |   |   |   |   | 4 | 3   |  |
| <b>Y10 (RES. 1992) '92-</b>        |   |  | L/R |  |  | NOTE | METELLI ref.   | ABS | A  | B  | C    | D  | E  | F | H | I | L | M | Fig |  |
| 1.1, 4WD (42 kW) Eng. 156C.000     |  | 92-95   |     | •   |  |      | <b>13-0002</b> |     |    |    | 20   | 68 | 80 |   |   |   |   |   |     |  |
|                                    |  | 92-95   |     | •   |  |      | <b>15-1019</b> |     | 20 | 20 | 43,1 | 80 | 55 |   |   |   |   | 4 | 3   |  |
| 1.3 i.e. GT (54 kW) Eng. 146A5.046 |  | 92-95   |     | •   |  |      | <b>13-0002</b> |     |    |    | 20   | 68 | 80 |   |   |   |   |   |     |  |
|                                    |  | 92-95   |     | •   |  |      | <b>15-1019</b> |     | 20 | 20 | 43,1 | 80 | 55 |   |   |   |   | 4 | 3   |  |

## BMW

| <b>3 III (E36) '90-'98</b>                           |   |    | L/R |    |    | NOTE | METELLI ref.   | ABS | A  | B  | C | D  | E  | F | H  | I | L   | M   | Fig |
|--|---|---|-----|---|--|------|----------------|-----|----|----|---|----|----|---|----|---|-----|-----|-----|
| 316 i (73 kW) Eng. M40B16(Kat.)                      |    | 12/90-  | L/R |   |  | +ABS | <b>17-0214</b> | 48  | 27 | 24 |   | 86 | 94 |   | 67 |   | 625 | s17 |     |
|  |   | 12/90-  | L/R |   |  | -ABS | <b>17-0212</b> |     | 27 | 24 |   | 86 | 94 |   | 67 |   | 625 | s10 |     |
| 316 i (75 kW) Eng. M43B16                            |   | 93-98   | L/R |   |  |      | <b>17-0212</b> |     | 27 | 24 |   | 86 | 94 |   | 67 |   | 625 | s10 |     |
|  |   | 93-98   | L/R |   |  | +ABS | <b>17-0214</b> | 48  | 27 | 24 |   | 86 | 94 |   | 67 |   | 625 | s17 |     |
| 318 i (83 kW) Eng. M40B18(Kat.)                      |  | 90-93   | L/R |   |  | +ABS | <b>17-0214</b> | 48  | 27 | 24 |   | 86 | 94 |   | 67 |   | 625 | s17 |     |
|  |   | 90-93   | L/R |   |  | -ABS | <b>17-0212</b> |     | 27 | 24 |   | 86 | 94 |   | 67 |   | 625 | s10 |     |
| 318 i (85 kW) Eng. M43B18                            |  | 93-98   | L/R |   |  | +ABS | <b>17-0214</b> | 48  | 27 | 24 |   | 86 | 94 |   | 67 |   | 625 | s17 |     |
|  |   | 93-98   | L/R |   |  | -ABS | <b>17-0212</b> |     | 27 | 24 |   | 86 | 94 |   | 67 |   | 625 | s10 |     |
| 318 TDS (66 kW) Eng. M41D18(Inter.)                  |  | 95-98   | L/R |   |  | +ABS | <b>17-0214</b> | 48  | 27 | 24 |   | 86 | 94 |   | 67 |   | 625 | s17 |     |
|  |   | 95-98   | L/R |   |  | -ABS | <b>17-0212</b> |     | 27 | 24 |   | 86 | 94 |   | 67 |   | 625 | s10 |     |
| 320 i (110 kW) Eng. M50B(206S1)/<br>M52B(206S3)Vanos |  | 90-98   | L/R |   |  | +ABS | <b>17-0214</b> | 48  | 27 | 24 |   | 86 | 94 |   | 67 |   | 625 | s17 |     |
|  |   | 90-98   | L/R |   |  | -ABS | <b>17-0212</b> |     | 27 | 24 |   | 86 | 94 |   | 67 |   | 625 | s10 |     |
| <b>3 III Cabrio, Coupe (E36) '92-'99</b>             |   |  | L/R |  |  | NOTE | METELLI ref.   | ABS | A  | B  | C | D  | E  | F | H  | I | L   | M   | Fig |
| 316 i (Exc. Cabrio) (75 kW) Eng. M43B16              |  | 93-99   | L/R |   |  |      | <b>17-0212</b> |     | 27 | 24 |   | 86 | 94 |   | 67 |   | 625 | s10 |     |
|  |   | 93-99   | L/R |   |  | +ABS | <b>17-0214</b> | 48  | 27 | 24 |   | 86 | 94 |   | 67 |   | 625 | s17 |     |






























| <b>3 III Cabrio, Coupe (E36) '92-'99</b>         |   |   | L/R |   |   | NOTE           | METELLI ref. | ABS | A  | B  | C | D  | E   | F | H    | I  | L   | M   | Fig |
|--|---|--|-----|--|---|----------------|--------------|-----|----|----|---|----|-----|---|------|----|-----|-----|-----|
| 318 i (Exc. Coupe) (85 kW) Eng. M43B18           |    | 94-99  | L/R |  |   |                | 17-0212      |     | 27 | 24 |   | 86 | 94  |   | 67   |    | 625 | s10 |     |
|  |   | 94-99  | L/R |  |   | +ABS           | 17-0214      | 48  | 27 | 24 |   | 86 | 94  |   | 67   |    | 625 | s17 |     |
| 320 i (110 kW) Eng. M50B(206S1)/M52B(206S3)Vanos |    | 92-99  | L/R |  |   |                | 17-0212      |     | 27 | 24 |   | 86 | 94  |   | 67   |    | 625 | s10 |     |
|  |   | 92-99  | L/R |  |   | +ABS           | 17-0214      | 48  | 27 | 24 |   | 86 | 94  |   | 67   |    | 625 | s17 |     |
| <b>3 III Compact (E36) '94-'00</b>               |   |   | L/R |   |   | NOTE           | METELLI ref. | ABS | A  | B  | C | D  | E   | F | H    | I  | L   | M   | Fig |
| 316 g (75 kW) Eng. CNGB16K                       |    | 95-00  | L/R |  |   | +ABS, RWD      | 17-0699      | 48  | 27 |    |   |    | 94  |   |      |    | 595 |     |     |
| 316 i (75 kW) Eng. M43B16                        |    | 94-00  | L/R |  |   | +ABS, RWD      | 17-0699      | 48  | 27 |    |   |    | 94  |   |      |    | 595 |     |     |
| 316 i (77 kW) Eng. M43164E3                      |    | 98-00  | L/R |  |   | +ABS, RWD      | 17-0699      | 48  | 27 |    |   |    | 94  |   |      |    | 595 |     |     |
| 318 TDS (66 kW) Eng. M41D18(Inter.)              |    | 95-00  | L/R |  |   | +ABS, RWD      | 17-0699      | 48  | 27 |    |   |    | 94  |   |      |    | 595 |     |     |
| 318 ti (103 kW) Eng. M42B18                      |    | 94-95  | L/R |  |   | +ABS, RWD      | 17-0699      | 48  | 27 |    |   |    | 94  |   |      |    | 595 |     |     |
| 318 ti (103 kW) Eng. M44B19                      |    | 95-00  | L/R |  |   | +ABS, RWD      | 17-0699      | 48  | 27 |    |   |    | 94  |   |      |    | 595 |     |     |
| <b>3 III Touring (E36) '95-'99</b>               |   |   | L/R |   |   | NOTE           | METELLI ref. | ABS | A  | B  | C | D  | E   | F | H    | I  | L   | M   | Fig |
| 318 i (85 kW) Eng. M43B18                        |    | 95-10/99   | L/R |  |   | +ABS           | 17-0214      | 48  | 27 | 24 |   | 86 | 94  |   | 67   |    | 625 | s17 |     |
|  |   | 95-10/99   | L/R |  |   | -ABS           | 17-0212      |     | 27 | 24 |   | 86 | 94  |   | 67   |    | 625 | s10 |     |
| 318 TDS (66 kW) Eng. M41D18(Inter.)              |    | 95-10/99   | L/R |  |   | +ABS           | 17-0214      | 48  | 27 | 24 |   | 86 | 94  |   | 67   |    | 625 | s17 |     |
|  |   | 95-10/99   | L/R |  |   | -ABS           | 17-0212      |     | 27 | 24 |   | 86 | 94  |   | 67   |    | 625 | s10 |     |
| 320 i (110 kW) Eng. M52B(206S3)Vanos             |    | 95-10/99   | L/R |  |   | +ABS           | 17-0214      | 48  | 27 | 24 |   | 86 | 94  |   | 67   |    | 625 | s17 |     |
|  |   | 95-10/99   | L/R |  |   | -ABS           | 17-0212      |     | 27 | 24 |   | 86 | 94  |   | 67   |    | 625 | s10 |     |
| <b>3 IV (E46) '98-'04</b>                        |   |  | L/R |  |  | NOTE           | METELLI ref. | ABS | A  | B  | C | D  | E   | F | H    | I  | L   | M   | Fig |
| 316 i (77 kW) Eng. M43B16(164E3)                 |  | 00-  | L   |  |   | +ABS, RWD, M/T | 17-0697      | 48  | 27 |    |   | 86 | 94  |   | 67   | 24 | 625 |     |     |
|  |   | 00-  | R   |  |   | +ABS, RWD, M/T | 17-0698      | 48  | 27 |    |   | 86 | 94  |   | 67   | 24 | 680 |     |     |
| 316 i (85 kW) Eng. N42B18                        |  | 02-  | L   |  |   | +ABS, RWD, M/T | 17-0697      | 48  | 27 |    |   | 86 | 94  |   | 67   | 24 | 625 |     |     |
|  |   | 02-  | R   |  |   | +ABS, RWD, M/T | 17-0698      | 48  | 27 |    |   | 86 | 94  |   | 67   | 24 | 680 |     |     |
| 316 i (85 kW) Eng. N45B16A                       |  | 02-  | L   |  |   | +ABS, RWD, M/T | 17-0697      | 48  | 27 |    |   | 86 | 94  |   | 67   | 24 | 625 |     |     |
|  |   | 02-  | R   |  |   | +ABS, RWD, M/T | 17-0698      | 48  | 27 |    |   | 86 | 94  |   | 67   | 24 | 680 |     |     |
| 318 D (85 kW) Eng. M47N204D1                     |  | 01-04  | L   |  |   | +ABS, RWD, M/T | 17-0914      | 48  | 27 |    |   | 94 | 105 |   | 68,7 |    | 621 | s10 |     |
|  |   | 01-04  | R   |  |   | +ABS, RWD, M/T | 17-0915      | 48  | 27 |    |   | 94 | 105 |   | 68,7 |    | 673 | s10 |     |
| 318 D (85 kW) Eng. M47N204D4                     |  | 03-04  | L   |  |   | +ABS, RWD, M/T | 17-0914      | 48  | 27 |    |   | 94 | 105 |   | 68,7 |    | 621 | s10 |     |
|  |   | 03-04  | R   |  |   | +ABS, RWD, M/T | 17-0915      | 48  | 27 |    |   | 94 | 105 |   | 68,7 |    | 673 | s10 |     |
| 318 i (105 kW) Eng. N42B20/ N46B20               |  | 01-  | L   |  |   | +ABS, RWD, M/T | 17-0697      | 48  | 27 |    |   | 86 | 94  |   | 67   | 24 | 625 |     |     |
|  |   | 01-  | R   |  |   | +ABS, RWD, M/T | 17-0698      | 48  | 27 |    |   | 86 | 94  |   | 67   | 24 | 680 |     |     |





















| <b>3 IV (E46) '98-'04</b>                       |   |  | L/R |  |  | NOTE               | METELLI ref. | ABS | A  | B | C | D  | E   | F | H    | I  | L   | M   | Fig |
|---|---|---|-----|---|--|--------------------|--------------|-----|----|---|---|----|-----|---|------|----|-----|-----|-----|
| 318 i (87 kW) Eng. M43B19                       |    | 98-01   | L   |   |  | +ABS, RWD, M/T     | 17-0697      | 48  | 27 |   |   | 86 | 94  |   | 67   | 24 | 625 |     |     |
|   |   | 98-01   | R   |   |  | +ABS, RWD, M/T     | 17-0698      | 48  | 27 |   |   | 86 | 94  |   | 67   | 24 | 680 |     |     |
| 320 D (100 kW) Eng. M47D204D1                   |    | 98-01   | L   |   |  | +ABS, RWD, M/T+A/T | 17-0914      | 48  | 27 |   |   | 94 | 105 |   | 68,7 |    | 621 | s10 |     |
|   |   | 98-01   | R   |   |  | +ABS, RWD, M/T+A/T | 17-0915      | 48  | 27 |   |   | 94 | 105 |   | 68,7 |    | 673 | s10 |     |
| 320 D (110 kW) Eng. M47N204D4                   |    | 01-04   | L   |   |  | +ABS, RWD, M/T+A/T | 17-0914      | 48  | 27 |   |   | 94 | 105 |   | 68,7 |    | 621 | s10 |     |
|   |   | 01-04   | R   |   |  | +ABS, RWD, M/T+A/T | 17-0915      | 48  | 27 |   |   | 94 | 105 |   | 68,7 |    | 673 | s10 |     |
| 320 i (110 kW) Eng. M52B(206S3)Vanos            |    | 98-00   | L   |   |  | +ABS, RWD, M/T     | 17-0697      | 48  | 27 |   |   | 86 | 94  |   | 67   | 24 | 625 |     |     |
|   |   | 98-00   | R   |   |  | +ABS, RWD, M/T     | 17-0698      | 48  | 27 |   |   | 86 | 94  |   | 67   | 24 | 680 |     |     |
| 320 i (125 kW) Eng. M54226S1                    |    | 00-   | L   |   |  | +ABS, RWD, M/T     | 17-0697      | 48  | 27 |   |   | 86 | 94  |   | 67   | 24 | 625 |     |     |
|   |   | 00-   | R   |   |  | +ABS, RWD, M/T     | 17-0698      | 48  | 27 |   |   | 86 | 94  |   | 67   | 24 | 680 |     |     |
| 323 i (125 kW) Eng. M52B25(Vanos)               |    | 98-00   | L   |   |  | +ABS, RWD, M/T     | 17-0914      | 48  | 27 |   |   | 94 | 105 |   | 68,7 |    | 621 | s10 |     |
|   |   | 98-00   | R   |   |  | +ABS, RWD, M/T     | 17-0915      | 48  | 27 |   |   | 94 | 105 |   | 68,7 |    | 673 | s10 |     |
| 325 i, xi (141 kW) Eng. M54256S5                |    | 00-04   | L   |   |  | +ABS, RWD, M/T     | 17-0914      | 48  | 27 |   |   | 94 | 105 |   | 68,7 |    | 621 | s10 |     |
|   |   | 00-04   | R   |   |  | +ABS, RWD, M/T     | 17-0915      | 48  | 27 |   |   | 94 | 105 |   | 68,7 |    | 673 | s10 |     |
| 328 i (142 kW) Eng. M52B28                      |    | 98-00   | L   |   |  | +ABS, RWD, M/T+A/T | 17-0914      | 48  | 27 |   |   | 94 | 105 |   | 68,7 |    | 621 | s10 |     |
|   |   | 98-00   | R   |   |  | +ABS, RWD, M/T+A/T | 17-0915      | 48  | 27 |   |   | 94 | 105 |   | 68,7 |    | 673 | s10 |     |
| <b>3 IV Cabrio, Coupe (E46) '99-'04</b>         |   |  | L/R |  |  | NOTE               | METELLI ref. | ABS | A  | B | C | D  | E   | F | H    | I  | L   | M   | Fig |
| 316 Ci (Exc. Cabrio) (77 kW) Eng. M43B16(164E3) |    | 00-   | L   |   |  | +ABS, RWD, M/T     | 17-0697      | 48  | 27 |   |   | 86 | 94  |   | 67   | 24 | 625 |     |     |
|   |   | 00-   | R   |   |  | +ABS, RWD, M/T     | 17-0698      | 48  | 27 |   |   | 86 | 94  |   | 67   | 24 | 680 |     |     |
| 316 Ci (Exc. Cabrio) (85 kW) Eng. N45B16A       |    | 02-   | L   |   |  | +ABS, RWD, M/T     | 17-0697      | 48  | 27 |   |   | 86 | 94  |   | 67   | 24 | 625 |     |     |
|   |   | 02-   | R   |   |  | +ABS, RWD, M/T     | 17-0698      | 48  | 27 |   |   | 86 | 94  |   | 67   | 24 | 680 |     |     |
| 318 (103 kW) Eng. M44B19                        |  | 98-01   | L   |   |  | +ABS, RWD, M/T     | 17-0697      | 48  | 27 |   |   | 86 | 94  |   | 67   | 24 | 625 |     |     |
|   |   | 98-01   | R   |   |  | +ABS, RWD, M/T     | 17-0698      | 48  | 27 |   |   | 86 | 94  |   | 67   | 24 | 680 |     |     |
| 318 Ci (105 kW) Eng. N42B20/ N46B20             |  | 01-   | L   |   |  | +ABS, RWD, M/T     | 17-0697      | 48  | 27 |   |   | 86 | 94  |   | 67   | 24 | 625 |     |     |
|   |   | 01-   | R   |   |  | +ABS, RWD, M/T     | 17-0698      | 48  | 27 |   |   | 86 | 94  |   | 67   | 24 | 680 |     |     |
| 318 Ci (Exc. Cabrio) (87 kW) Eng. M43B19        |  | 99-01   | L   |   |  | +ABS, RWD, M/T     | 17-0697      | 48  | 27 |   |   | 86 | 94  |   | 67   | 24 | 625 |     |     |
|   |   | 99-01   | R   |   |  | +ABS, RWD, M/T     | 17-0698      | 48  | 27 |   |   | 86 | 94  |   | 67   | 24 | 680 |     |     |
| 320 CD (110 kW) Eng. M47N204D4                  |  | 03-04   | L   |   |  | +ABS, RWD, M/T+A/T | 17-0914      | 48  | 27 |   |   | 94 | 105 |   | 68,7 |    | 621 | s10 |     |
|   |   | 03-04   | R   |   |  | +ABS, RWD, M/T+A/T | 17-0915      | 48  | 27 |   |   | 94 | 105 |   | 68,7 |    | 673 | s10 |     |
| 320 Ci (125 kW) Eng. M54226S1/ M54B22           |  | 00-   | L   |   |  | +ABS, RWD, M/T     | 17-0697      | 48  | 27 |   |   | 86 | 94  |   | 67   | 24 | 625 |     |     |
|   |   | 00-   | R   |   |  | +ABS, RWD, M/T     | 17-0698      | 48  | 27 |   |   | 86 | 94  |   | 67   | 24 | 680 |     |     |
| 320 Ci (Exc. Cabrio) (110 kW) Eng. M52B(206S4)  |  | 99-00   | L   |   |  | +ABS, RWD, M/T     | 17-0697      | 48  | 27 |   |   | 86 | 94  |   | 67   | 24 | 625 |     |     |
|   |   | 99-00   | R   |   |  | +ABS, RWD, M/T     | 17-0698      | 48  | 27 |   |   | 86 | 94  |   | 67   | 24 | 680 |     |     |





















| <b>3 IV Cabrio, Coupe (E46) '99-'04</b>   |   |  | L/R |  |  | NOTE               | METELLI ref. | ABS | A  | B | C | D  | E   | F    | H  | I   | L   | M | Fig |
|---|---|---|-----|---|--|--------------------|--------------|-----|----|---|---|----|-----|------|----|-----|-----|---|-----|
| 323 Ci (125 kW) Eng. M52B25(Vanos)        |    | 99-00   | L   |   |  | +ABS, RWD, M/T     | 17-0914      | 48  | 27 |   |   | 94 | 105 | 68,7 |    | 621 | s10 |   |     |
|   |   | 99-00   | R   |   |  | +ABS, RWD, M/T     | 17-0915      | 48  | 27 |   |   | 94 | 105 | 68,7 |    | 673 | s10 |   |     |
| 325 Ci (141 kW) Eng. M54256S5             |    | 00-04   | L   |   |  | +ABS, RWD, M/T     | 17-0914      | 48  | 27 |   |   | 94 | 105 | 68,7 |    | 621 | s10 |   |     |
|   |   | 00-04   | R   |   |  | +ABS, RWD, M/T     | 17-0915      | 48  | 27 |   |   | 94 | 105 | 68,7 |    | 673 | s10 |   |     |
| 328 Ci (Exc. Cabrio) (142 kW) Eng. M52B28 |    | 99-00   | L   |   |  | +ABS, RWD, M/T+A/T | 17-0914      | 48  | 27 |   |   | 94 | 105 | 68,7 |    | 621 | s10 |   |     |
|   |   | 99-00   | R   |   |  | +ABS, RWD, M/T+A/T | 17-0915      | 48  | 27 |   |   | 94 | 105 | 68,7 |    | 673 | s10 |   |     |
| <b>3 IV Compact (E46) '01-'04</b>         |   |  | L/R |  |  | NOTE               | METELLI ref. | ABS | A  | B | C | D  | E   | F    | H  | I   | L   | M | Fig |
| 316 ti (85 kW) Eng. N42B18                |    | 01-   | L   |   |  | +ABS, RWD, M/T     | 17-0697      | 48  | 27 |   |   | 86 | 94  | 67   | 24 | 625 |     |   |     |
|   |   | 01-   | R   |   |  | +ABS, RWD, M/T     | 17-0698      | 48  | 27 |   |   | 86 | 94  | 67   | 24 | 680 |     |   |     |
| 318 tD (85 kW) Eng. M47N204D4             |    | 03-04   | L   |   |  | +ABS, RWD, M/T     | 17-0914      | 48  | 27 |   |   | 94 | 105 | 68,7 |    | 621 | s10 |   |     |
|   |   | 03-04   | R   |   |  | +ABS, RWD, M/T     | 17-0915      | 48  | 27 |   |   | 94 | 105 | 68,7 |    | 673 | s10 |   |     |
| 318 ti (105 kW) Eng. N42B20/ N46B20       |    | 01-   | L   |   |  | +ABS, RWD, M/T     | 17-0697      | 48  | 27 |   |   | 86 | 94  | 67   | 24 | 625 |     |   |     |
|   |   | 01-   | R   |   |  | +ABS, RWD, M/T     | 17-0698      | 48  | 27 |   |   | 86 | 94  | 67   | 24 | 680 |     |   |     |
| 320 tD (110 kW) Eng. M47N204D4            |    | 01-04   | L   |   |  | +ABS, RWD, M/T+A/T | 17-0914      | 48  | 27 |   |   | 94 | 105 | 68,7 |    | 621 | s10 |   |     |
|   |   | 01-04   | R   |   |  | +ABS, RWD, M/T+A/T | 17-0915      | 48  | 27 |   |   | 94 | 105 | 68,7 |    | 673 | s10 |   |     |
| 325 ti (141 kW) Eng. M54256S5             |    | 01-04   | L   |   |  | +ABS, RWD, M/T     | 17-0914      | 48  | 27 |   |   | 94 | 105 | 68,7 |    | 621 | s10 |   |     |
|   |   | 01-04   | R   |   |  | +ABS, RWD, M/T     | 17-0915      | 48  | 27 |   |   | 94 | 105 | 68,7 |    | 673 | s10 |   |     |
| <b>3 IV Touring (E46) '99-'04</b>         |   |  | L/R |  |  | NOTE               | METELLI ref. | ABS | A  | B | C | D  | E   | F    | H  | I   | L   | M | Fig |
| 316 i (85 kW) Eng. N42B18                 |    | 02-   | L   |   |  | +ABS, RWD, M/T     | 17-0697      | 48  | 27 |   |   | 86 | 94  | 67   | 24 | 625 |     |   |     |
|   |   | 02-   | R   |   |  | +ABS, RWD, M/T     | 17-0698      | 48  | 27 |   |   | 86 | 94  | 67   | 24 | 680 |     |   |     |
| 316 i (85 kW) Eng. N45B16A                |  | 02-   | L   |   |  | +ABS, RWD, M/T     | 17-0697      | 48  | 27 |   |   | 86 | 94  | 67   | 24 | 625 |     |   |     |
|   |   | 02-   | R   |   |  | +ABS, RWD, M/T     | 17-0698      | 48  | 27 |   |   | 86 | 94  | 67   | 24 | 680 |     |   |     |
| 318 D (85 kW) Eng. M47N204D4              |  | 02-04   | L   |   |  | +ABS, RWD, M/T     | 17-0914      | 48  | 27 |   |   | 94 | 105 | 68,7 |    | 621 | s10 |   |     |
|   |   | 02-04   | R   |   |  | +ABS, RWD, M/T     | 17-0915      | 48  | 27 |   |   | 94 | 105 | 68,7 |    | 673 | s10 |   |     |
| 318 i (105 kW) Eng. N42B20/ N46B20        |  | 01-   | L   |   |  | +ABS, RWD, M/T     | 17-0697      | 48  | 27 |   |   | 86 | 94  | 67   | 24 | 625 |     |   |     |
|   |   | 01-   | R   |   |  | +ABS, RWD, M/T     | 17-0698      | 48  | 27 |   |   | 86 | 94  | 67   | 24 | 680 |     |   |     |
| 318 i (85-87 kW) Eng. M43B19              |  | 99-01   | L   |   |  | +ABS, RWD, M/T     | 17-0697      | 48  | 27 |   |   | 86 | 94  | 67   | 24 | 625 |     |   |     |
|   |   | 99-01   | R   |   |  | +ABS, RWD, M/T     | 17-0698      | 48  | 27 |   |   | 86 | 94  | 67   | 24 | 680 |     |   |     |
| 320 D (100 kW) Eng. M47D20                |  | 00-01   | L   |   |  | +ABS, RWD, M/T+A/T | 17-0914      | 48  | 27 |   |   | 94 | 105 | 68,7 |    | 621 | s10 |   |     |
|   |   | 00-01   | R   |   |  | +ABS, RWD, M/T+A/T | 17-0915      | 48  | 27 |   |   | 94 | 105 | 68,7 |    | 673 | s10 |   |     |
| 320 D (110 kW) Eng. M47N204D4             |  | 01-04   | L   |   |  | +ABS, RWD, M/T+A/T | 17-0914      | 48  | 27 |   |   | 94 | 105 | 68,7 |    | 621 | s10 |   |     |
|   |   | 01-04   | R   |   |  | +ABS, RWD, M/T+A/T | 17-0915      | 48  | 27 |   |   | 94 | 105 | 68,7 |    | 673 | s10 |   |     |













| <b>X3 (E83) '04-'10</b>        |   |  | L/R |  |  | NOTE | METELLI ref.   | ABS            | A  | B  | C    | D    | E    | F  | H  | I     | L     | M   | Fig |   |  |
|--------------------------------|---|---|-----|---|--|------|----------------|----------------|----|----|------|------|------|----|----|-------|-------|-----|-----|---|--|
| 1.8 D (105 kW) Eng. N47D20A    |    | 06-   |     | ●   |  | FWD  | <b>13-0493</b> |                |    |    | 21   | 85   | 103  |    |    |       |       |     |     |   |  |
|                                |    | 06-   |     | ●   |  | FWD  | <b>15-1725</b> |                | 30 | 33 | 64,8 | 90,3 | 48,8 |    |    |       |       |     | 4   | 1 |  |
| 2.0 D (110 kW) Eng. M47N204D4  |    | 04-   |     | ●   |  | FWD  | <b>13-0493</b> |                |    |    | 21   | 85   | 103  |    |    |       |       |     |     |   |  |
|                                |    | 04-   |     | ●   |  | FWD  | <b>15-1725</b> |                | 30 | 33 | 64,8 | 90,3 | 48,8 |    |    |       |       |     | 4   | 1 |  |
|                                |    | 04-   | L   |   |  |      | FWD            | <b>17-0916</b> |    | 30 |      | 27   | 86,1 | 82 |    | 77    | 60    | 599 | s3  |   |  |
|                                |   | 04-   | R   |   |  |      | FWD            | <b>17-0917</b> |    | 30 |      | 27   | 86,1 | 82 |    | 77    | 381,4 | 920 | s4  |   |  |
| 2.0 D (130 kW) Eng. M47N204D4  |    | 06-   |     | ●   |  | FWD  | <b>13-0493</b> |                |    |    | 21   | 85   | 103  |    |    |       |       |     |     |   |  |
|                                |    | 06-   |     | ●   |  | FWD  | <b>15-1725</b> |                | 30 | 33 | 64,8 | 90,3 | 48,8 |    |    |       |       |     | 4   | 1 |  |
| 2.0 i (110 kW) Eng. N46B20A    |    | 05-   | L   |   |  | FWD  | <b>17-0916</b> |                | 30 |    | 27   | 86,1 | 82   |    | 77 | 60    | 599   | s3  |     |   |  |
|                                |   | 05-   | R   |   |  | FWD  | <b>17-0917</b> |                | 30 |    | 27   | 86,1 | 82   |    | 77 | 381,4 | 920   | s4  |     |   |  |
| 2.5 (141 kW) Eng. M54256S5     |    | 04-   |     | ●   |  | FWD  | <b>13-0493</b> |                |    |    | 21   | 85   | 103  |    |    |       |       |     |     |   |  |
|                                |    | 04-   |     | ●   |  | FWD  | <b>15-1725</b> |                | 30 | 33 | 64,8 | 90,3 | 48,8 |    |    |       |       |     | 4   | 1 |  |
|                                |    | 04-   | L   |   |  |      | FWD            | <b>17-0916</b> |    | 30 |      | 27   | 86,1 | 82 |    | 77    | 60    | 599 | s3  |   |  |
|                                |   | 04-   | R   |   |  |      | FWD            | <b>17-0917</b> |    | 30 |      | 27   | 86,1 | 82 |    | 77    | 381,4 | 920 | s4  |   |  |
| 2.5si (160 kW) Eng. N52B25A    |    | 06-   |     | ●   |  | FWD  | <b>13-0493</b> |                |    |    | 21   | 85   | 103  |    |    |       |       |     |     |   |  |
|                                |    | 06-   |     | ●   |  | FWD  | <b>15-1725</b> |                | 30 | 33 | 64,8 | 90,3 | 48,8 |    |    |       |       |     | 4   | 1 |  |
| 3.0 (170 kW) Eng. M54306S3     |    | 04-   |     | ●   |  | FWD  | <b>13-0493</b> |                |    |    | 21   | 85   | 103  |    |    |       |       |     |     |   |  |
|                                |    | 04-   |     | ●   |  | FWD  | <b>15-1725</b> |                | 30 | 33 | 64,8 | 90,3 | 48,8 |    |    |       |       |     | 4   | 1 |  |
|                                |    | 04-   | L   |   |  |      | FWD            | <b>17-0916</b> |    | 30 |      | 27   | 86,1 | 82 |    | 77    | 60    | 599 | s3  |   |  |
|                                |   | 04-   | R   |   |  |      | FWD            | <b>17-0917</b> |    | 30 |      | 27   | 86,1 | 82 |    | 77    | 381,4 | 920 | s4  |   |  |
| 3.0 D (150 kW) Eng. M57N306D2  |   | 04-   |     | ●   |  | FWD  | <b>13-0493</b> |                |    |    | 21   | 85   | 103  |    |    |       |       |     |     |   |  |
|                                |  | 04-   |     | ●   |  | FWD  | <b>15-1725</b> |                | 30 | 33 | 64,8 | 90,3 | 48,8 |    |    |       |       |     | 4   | 1 |  |
|                                |  | 04-   | L   |   |  |      | FWD            | <b>17-0916</b> |    | 30 |      | 27   | 86,1 | 82 |    | 77    | 60    | 599 | s3  |   |  |
|                                |   | 04-   | R   |   |  |      | FWD            | <b>17-0917</b> |    | 30 |      | 27   | 86,1 | 82 |    | 77    | 381,4 | 920 | s4  |   |  |
| 3.0 D (160 kW) Eng. M57D306D3  |  | 04-   |     | ●   |  | FWD  | <b>13-0493</b> |                |    |    | 21   | 85   | 103  |    |    |       |       |     |     |   |  |
|                                |  | 04-   |     | ●   |  | FWD  | <b>15-1725</b> |                | 30 | 33 | 64,8 | 90,3 | 48,8 |    |    |       |       |     | 4   | 1 |  |
|                                |  | 04-   | L   |   |  |      | FWD            | <b>17-0916</b> |    | 30 |      | 27   | 86,1 | 82 |    | 77    | 60    | 599 | s3  |   |  |
|                                |   | 04-   | R   |   |  |      | FWD            | <b>17-0917</b> |    | 30 |      | 27   | 86,1 | 82 |    | 77    | 381,4 | 920 | s4  |   |  |
| 3.0 sD (210 kW) Eng. M57D306D5 |  | 06-12/06  |     | ●   |  | FWD  | <b>13-0493</b> |                |    |    | 21   | 85   | 103  |    |    |       |       |     |     |   |  |
|                                |  | 06-12/06  |     | ●   |  | FWD  | <b>15-1725</b> |                | 30 | 33 | 64,8 | 90,3 | 48,8 |    |    |       |       |     | 4   | 1 |  |
| 3.0si (200 kW) Eng. N52B30A    |  | 06-12/06  |     | ●   |  | FWD  | <b>13-0493</b> |                |    |    | 21   | 85   | 103  |    |    |       |       |     |     |   |  |
|                                |  | 06-12/06  |     | ●   |  | FWD  | <b>15-1725</b> |                | 30 | 33 | 64,8 | 90,3 | 48,8 |    |    |       |       |     | 4   | 1 |  |

























| X5 (E53) '00-'06              |    | L/R        |  |  | NOTE | METELLI ref. | ABS     | A  | B  | C    | D    | E    | F  | H | I  | L     | M     | Fig |    |   |
|-------------------------------|---|------------|---|---|------|--------------|---------|----|----|------|------|------|----|---|----|-------|-------|-----|----|---|
| 3.0 D (135 kW) Eng. M57306D1  |    | 01-03      |   | ●   | FWD  | 13-0412      |         |    |    | 24   | 90   | 90   |    |   |    |       |       |     |    |   |
|                               |    | 01-03      |   | ●   | FWD  | 15-1630      |         | 30 | 27 | 65   | 98   | 49,5 |    |   |    |       |       | 3   | 1  |   |
|                               |    | 01-03      | L   |   |      | FWD          | 17-0924 |    | 30 |      | 27   | 98,1 | 86 |   | 77 | 61    | 584   |     | s3 |   |
|                               |   | 01-03      | R   |   |      | FWD          | 17-0925 |    | 30 |      | 27   | 98,1 | 86 |   | 77 | 448,4 | 973,4 |     | s4 |   |
| 3.0 D (160 kW) Eng. M57N306D4 |    | 03-2/06    |   | ●   | FWD  | 13-0412      |         |    |    | 24   | 90   | 90   |    |   |    |       |       |     |    |   |
|                               |   | 3/06-12/06 |   | ●   | FWD  | 13-0413      |         |    |    | 27,3 | 96,5 | 109  |    |   |    |       |       |     |    |   |
|                               |    | 03-2/06    |   | ●   | FWD  | 15-1630      |         | 30 | 27 | 65   | 98   | 49,5 |    |   |    |       |       |     | 3  | 1 |
|                               |   | 3/06-12/06 |   | ●   | FWD  | 15-1627      |         | 30 | 27 | 65   | 98   | 49,5 |    |   |    |       |       |     | 3  | 1 |
|                               |    | 03-06      | L   |   |      | FWD          | 17-0924 |    | 30 |      | 27   | 98,1 | 86 |   | 77 | 61    | 584   |     | s3 |   |
|                               |   | 03-06      | R   |   |      | FWD          | 17-0925 |    | 30 |      | 27   | 98,1 | 86 |   | 77 | 448,4 | 973,4 |     | s4 |   |
| 3.0 i (163 kW) Eng. M54306S3  |    | 00-2/06    |   | ●   | FWD  | 13-0412      |         |    |    | 24   | 90   | 90   |    |   |    |       |       |     |    |   |
|                               |   | 3/06-12/06 |   | ●   | FWD  | 13-0413      |         |    |    | 27,3 | 96,5 | 109  |    |   |    |       |       |     |    |   |
|                               |    | 00-2/06    |   | ●   | FWD  | 15-1630      |         | 30 | 27 | 65   | 98   | 49,5 |    |   |    |       |       |     | 3  | 1 |
|                               |   | 3/06-12/06 |   | ●   | FWD  | 15-1627      |         | 30 | 27 | 65   | 98   | 49,5 |    |   |    |       |       |     | 3  | 1 |
|                               |    | 00-06      | L   |   |      | FWD          | 17-0924 |    | 30 |      | 27   | 98,1 | 86 |   | 77 | 61    | 584   |     | s3 |   |
|                               |   | 00-06      | R   |   |      | FWD          | 17-0925 |    | 30 |      | 27   | 98,1 | 86 |   | 77 | 448,4 | 973,4 |     | s4 |   |
| 3.0 i (170 kW) Eng. M54306S3  |    | 00-2/06    |   | ●   | FWD  | 13-0412      |         |    |    | 24   | 90   | 90   |    |   |    |       |       |     |    |   |
|                               |   | 3/06-12/06 |   | ●   | FWD  | 13-0413      |         |    |    | 27,3 | 96,5 | 109  |    |   |    |       |       |     |    |   |
|                               |    | 00-2/06    |   | ●   | FWD  | 15-1630      |         | 30 | 27 | 65   | 98   | 49,5 |    |   |    |       |       |     | 3  | 1 |
|                               |   | 3/06-12/06 |   | ●   | FWD  | 15-1627      |         | 30 | 27 | 65   | 98   | 49,5 |    |   |    |       |       |     | 3  | 1 |
|                               |    | 00-06      | L   |   |      | FWD          | 17-0924 |    | 30 |      | 27   | 98,1 | 86 |   | 77 | 61    | 584   |     | s3 |   |
|                               |   | 00-06      | R   |   |      | FWD          | 17-0925 |    | 30 |      | 27   | 98,1 | 86 |   | 77 | 448,4 | 973,4 |     | s4 |   |
| 4.4 i (210 kW) Eng. M62B44    |    | 00-03      |   | ●   | FWD  | 13-0412      |         |    |    | 24   | 90   | 90   |    |   |    |       |       |     |    |   |
|                               |   | 00-03      |   | ●   | FWD  | 15-1630      |         | 30 | 27 | 65   | 98   | 49,5 |    |   |    |       |       |     | 3  | 1 |
|                               |    | 00-03      | L   |   |      | FWD          | 17-0924 |    | 30 |      | 27   | 98,1 | 86 |   | 77 | 61    | 584   |     | s3 |   |
|                               |   | 00-03      | R   |   |      | FWD          | 17-0925 |    | 30 |      | 27   | 98,1 | 86 |   | 77 | 448,4 | 973,4 |     | s4 |   |
| 4.4 i (235 kW) Eng. N62B44A   |    | 03-2/06    |   | ●   | FWD  | 13-0412      |         |    |    | 24   | 90   | 90   |    |   |    |       |       |     |    |   |
|                               |   | 3/06-12/06 |   | ●   | FWD  | 13-0413      |         |    |    | 27,3 | 96,5 | 109  |    |   |    |       |       |     |    |   |
|                               |   | 03-2/06    |   | ●   | FWD  | 15-1630      |         | 30 | 27 | 65   | 98   | 49,5 |    |   |    |       |       |     | 3  | 1 |
|                               |   | 3/06-12/06 |   | ●   | FWD  | 15-1627      |         | 30 | 27 | 65   | 98   | 49,5 |    |   |    |       |       |     | 3  | 1 |
|                               |  | 03-06      | L   |   |      | FWD          | 17-0924 |    | 30 |      | 27   | 98,1 | 86 |   | 77 | 61    | 584   |     | s3 |   |
|                               |   | 03-06      | R   |   |      | FWD          | 17-0925 |    | 30 |      | 27   | 98,1 | 86 |   | 77 | 448,4 | 973,4 |     | s4 |   |

| <b>X5 (E53) '00-'06</b>       |  |  | L/R |  |  | NOTE               | METELLI ref. | ABS     | A  | B  | C    | D    | E    | F  | H    | I  | L     | M     | Fig |   |  |
|-------------------------------|--|---|-----|---|--|--------------------|--------------|---------|----|----|------|------|------|----|------|----|-------|-------|-----|---|--|
| 4.6 is (255 kW) Eng. M67468S1 |   | 02-2/06   |     | •   |  | FWD                | 13-0412      |         |    |    | 24   | 90   | 90   |    |      |    |       |       |     |   |  |
|                               |  | 3/06-12/06  |     | •   |  | FWD                | 13-0413      |         |    |    | 27,3 | 96,5 | 109  |    |      |    |       |       |     |   |  |
|                               |   | 02-2/06   |     | •   |  | FWD                | 15-1630      |         | 30 | 27 | 65   | 98   | 49,5 |    |      |    |       |       | 3   | 1 |  |
|                               |  | 3/06-12/06  |     | •   |  | FWD                | 15-1627      |         | 30 | 27 | 65   | 98   | 49,5 |    |      |    |       |       | 3   | 1 |  |
|                               |   | 02-06   | L   |   |  |                    | FWD          | 17-0924 |    | 30 |      | 27   | 98,1 | 86 |      | 77 | 61    | 584   | s3  |   |  |
|                               |  | 02-06   | R   |   |  |                    | FWD          | 17-0925 |    | 30 |      | 27   | 98,1 | 86 |      | 77 | 448,4 | 973,4 | s4  |   |  |
| 4.8 is (265 kW) Eng. N62B48A  |   | 04-2/06   |     | •   |  | FWD                | 13-0412      |         |    |    | 24   | 90   | 90   |    |      |    |       |       |     |   |  |
|                               |  | 3/06-12/06  |     | •   |  | FWD                | 13-0413      |         |    |    | 27,3 | 96,5 | 109  |    |      |    |       |       |     |   |  |
|                               |   | 04-2/06   |     | •   |  | FWD                | 15-1630      |         | 30 | 27 | 65   | 98   | 49,5 |    |      |    |       |       | 3   | 1 |  |
|                               |  | 3/06-12/06  |     | •   |  | FWD                | 15-1627      |         | 30 | 27 | 65   | 98   | 49,5 |    |      |    |       |       | 3   | 1 |  |
|                               |   | 04-06   | L   |   |  |                    | FWD          | 17-0924 |    | 30 |      | 27   | 98,1 | 86 |      | 77 | 61    | 584   | s3  |   |  |
|                               |  | 04-06   | R   |   |  |                    | FWD          | 17-0925 |    | 30 |      | 27   | 98,1 | 86 |      | 77 | 448,4 | 973,4 | s4  |   |  |
| <b>Z3 (E36) '95-'03</b>       |  |  | L/R |  |  | NOTE               | METELLI ref. | ABS     | A  | B  | C    | D    | E    | F  | H    | I  | L     | M     | Fig |   |  |
| 1.8 (85 kW) Eng. M43B18       |   | 95-98   | L/R |   |  | +ABS, RWD          | 17-0699      | 48      | 27 |    |      |      | 94   |    |      |    |       | 595   |     |   |  |
| 1.9 (103 kW) Eng. M44B19      |   | 95-10/98  | L/R |   |  | +ABS, RWD          | 17-0699      | 48      | 27 |    |      |      | 94   |    |      |    |       | 595   |     |   |  |
| 1.9 (87 kW) Eng. M43B19       |   | -10/98  | L/R |   |  | +ABS, RWD          | 17-0699      | 48      | 27 |    |      |      | 94   |    |      |    |       | 595   |     |   |  |
| <b>Z4 I (E85, 86) '03-'09</b> |  |  | L/R |  |  | NOTE               | METELLI ref. | ABS     | A  | B  | C    | D    | E    | F  | H    | I  | L     | M     | Fig |   |  |
| 2.5 i (141 kW) Eng. M54256S5  |   | 03-09   | L   |   |  | +ABS, RWD, M/T+A/T | 17-0914      | 48      | 27 |    |      | 94   | 105  |    | 68,7 |    | 621   | s10   |     |   |  |
|                               |  | 03-09   | R   |   |  | +ABS, RWD, M/T+A/T | 17-0915      | 48      | 27 |    |      | 94   | 105  |    | 68,7 |    | 673   | s10   |     |   |  |
| 3.0 i (170 kW) Eng. M54306S3  |  | 03-09   | L   |   |  | +ABS, RWD, M/T+A/T | 17-0914      | 48      | 27 |    |      | 94   | 105  |    | 68,7 |    | 621   | s10   |     |   |  |
|                               |  | 03-09   | R   |   |  | +ABS, RWD, M/T+A/T | 17-0915      | 48      | 27 |    |      | 94   | 105  |    | 68,7 |    | 673   | s10   |     |   |  |

















## BUICK

| <b>Century</b> |   |  | L/R |  |  | NOTE         | METELLI ref. | ABS     | A  | B  | C    | D    | E    | F    | H | I | L | M | Fig |   |  |
|----------------|---|---|-----|---|--|--------------|--------------|---------|----|----|------|------|------|------|---|---|---|---|-----|---|--|
| All models     |  | 1/83-12/85  |     | •   |  | 3/4Sp        | 15-1235      |         | 27 | 32 | 61,5 | 93   | 65   |      |   |   |   | 5 | 3   |   |  |
|                |   | 82-89   |     | •   |  |              |              | 15-1344 |    | 33 | 29   | 47,7 | 85   | 61,5 |   |   |   |   | 2   | 3 |  |
|                |   | 87-89   |     | •   |  |              | A/T, 3Sp, V6 | 15-1343 |    | 33 | 32   | 47,5 | 93,3 | 61   |   |   |   |   | 5   | 3 |  |
|                |   | 91-93   |     | •   |  |              | Incl. Mexico | 15-1355 |    | 27 | 32   | 61,2 | 90   | 63   |   |   |   |   | 5   | 2 |  |
| <b>Electra</b> |   |  | L/R |  |  | NOTE         | METELLI ref. | ABS     | A  | B  | C    | D    | E    | F    | H | I | L | M | Fig |   |  |
| All models     |  | 1/85-12/85  |     | •   |  | RWD, Exc. SW | 15-1235      |         | 27 | 32 | 61,5 | 93   | 65   |      |   |   |   | 5 | 3   |   |  |
|                |   | 86-90   |     | •   |  |              |              | 15-1235 |    | 27 | 32   | 61,5 | 93   | 65   |   |   |   |   | 5   | 3 |  |




































| <b>Eldorado</b>                            |   |  | L/R |  |  | NOTE | METELLI ref.   | ABS | A  | B  | C    | D  | E  | F | H | I | L | M | Fig |
|--|---|---|-----|---|--|------|----------------|-----|----|----|------|----|----|---|---|---|---|---|-----|
| 4.6 (220 kW)                               |  | 86-88   |     | •   |  |      | <b>15-1235</b> |     | 27 | 32 | 61,5 | 93 | 65 |   |   |   |   | 5 | 3   |
| 4.6 (224 kW) Eng. V8Y281                   |  | 86-88   |     | •   |  |      | <b>15-1235</b> |     | 27 | 32 | 61,5 | 93 | 65 |   |   |   |   | 5 | 3   |
| All models                                 |  | 86-88   |     | •   |  |      | <b>15-1235</b> |     | 27 | 32 | 61,5 | 93 | 65 |   |   |   |   | 5 | 3   |
| <b>Fleetwood</b>                           |   |  | L/R |  |  | NOTE | METELLI ref.   | ABS | A  | B  | C    | D  | E  | F | H | I | L | M | Fig |
| All models                                 |  | 1/85-90   |     | •   | Design:1   |      | <b>15-1235</b> |     | 27 | 32 | 61,5 | 93 | 65 |   |   |   |   | 5 | 3   |
| <b>Seville</b>                             |   |  | L/R |  |  | NOTE | METELLI ref.   | ABS | A  | B  | C    | D  | E  | F | H | I | L | M | Fig |
| All models                                 |  | 86-88   |     | •   |  |      | <b>15-1235</b> |     | 27 | 32 | 61,5 | 93 | 65 |   |   |   |   | 5 | 3   |
| <b>Seville I '79-</b>                      |   |  | L/R |  |  | NOTE | METELLI ref.   | ABS | A  | B  | C    | D  | E  | F | H | I | L | M | Fig |
| 4.5 V8 (134 kW) Eng. V83273                |  | 86-88   |     | •   |  |      | <b>15-1235</b> |     | 27 | 32 | 61,5 | 93 | 65 |   |   |   |   | 5 | 3   |
| 5.7 D (77 kW) Eng. LF9                     |  | 86-88   |     | •   |  |      | <b>15-1235</b> |     | 27 | 32 | 61,5 | 93 | 65 |   |   |   |   | 5 | 3   |
| <b>Seville II '99-</b>                     |   |  | L/R |  |  | NOTE | METELLI ref.   | ABS | A  | B  | C    | D  | E  | F | H | I | L | M | Fig |
| 4.6 SLS V8 (205 kW) Eng. Northstar4.6V832V |  | 86-88   |     | •   |  |      | <b>15-1235</b> |     | 27 | 32 | 61,5 | 93 | 65 |   |   |   |   | 5 | 3   |
| 4.6 STS V8 (224 kW) Eng. Northstar4.6V832V |  | 86-88   |     | •   |  |      | <b>15-1235</b> |     | 27 | 32 | 61,5 | 93 | 65 |   |   |   |   | 5 | 3   |






























## CHEVROLET

| <b>Aveo II (T200, 250) '08-</b> |   |    | L/R |    |    | NOTE | METELLI ref.   | ABS | A  | B  | C    | D     | E    | F | H | I | L | M | Fig |
|---------------------------------|---|---|-----|---|--|------|----------------|-----|----|----|------|-------|------|---|---|---|---|---|-----|
| 1.2 (62 kW) Eng. F12D4/ B12D1   |   | 08-   |     | •   | +ABS   |      | <b>13-0365</b> |     |    |    | 17   | 68    | 100  |   |   |   |   |   |     |
|                                 |  | 08-   |     | •   | +ABS   |      | <b>15-1527</b> | 47  | 22 | 19 | 51,9 | 73,5  | 57,5 |   |   |   |   | 4 | 1   |
| 1.4 (74 kW) Eng. F14D4          |  | 08-   |     | •   | +ABS   |      | <b>13-0366</b> |     |    |    | 22   | 72    | 97   |   |   |   |   |   |     |
|                                 |  | 08-   |     | •   | +ABS   |      | <b>15-1530</b> | 47  | 22 | 22 | 51,8 | 81,1  | 59   |   |   |   |   | 4 | 1   |
| <b>Captiva (C100, 140) '06-</b> |   |  | L/R |  |  | NOTE | METELLI ref.   | ABS | A  | B  | C    | D     | E    | F | H | I | L | M | Fig |
| 2.0 VCDi (110 kW) Eng. Z20DMH   |  | 06-   |     | •   | A/T, 5Sp   |      | <b>13-0442</b> |     |    |    | 25   | 90    | 107  |   |   |   |   |   |     |
|                                 |  | 06-   |     | •   | A/T, 5Sp   |      | <b>15-1666</b> | 30  | 34 |    | 54,5 | 93,27 | 58,2 |   |   |   |   | 5 | 3   |
| 2.0 VCDi (110 kW) Eng. Z20S     |  | 9/07-   |     | •   | A/T, 5Sp   |      | <b>13-0442</b> |     |    |    | 25   | 90    | 107  |   |   |   |   |   |     |
|                                 |  | 9/07-   |     | •   | A/T, 5Sp   |      | <b>15-1666</b> | 30  | 34 |    | 54,5 | 93,27 | 58,2 |   |   |   |   | 5 | 3   |
| 2.0 VCDi (93 kW) Eng. Z20S      |  | 08-   |     | •   | A/T, 5Sp   |      | <b>13-0442</b> |     |    |    | 25   | 90    | 107  |   |   |   |   |   |     |
|                                 |  | 08-   |     | •   | A/T, 5Sp   |      | <b>15-1666</b> | 30  | 34 |    | 54,5 | 93,27 | 58,2 |   |   |   |   | 5 | 3   |



## CHEVROLET

|                                       |   |    | L/R |    |    | NOTE     | METELLI ref. | ABS | A  | B  | C    | D     | E    | F | H | I | L | M | Fig |   |
|---------------------------------------|---|---|-----|---|--|----------|--------------|-----|----|----|------|-------|------|---|---|---|---|---|-----|---|
| <b>Captiva (C100, 140) '06-</b>       |   |   |     |   |  |          |              |     |    |    |      |       |      |   |   |   |   |   |     |   |
| 2.2 VCDi 16v 4WD (135 kW) Eng. A22DMH |    | 11-   |     | ●   |  | A/T, 5Sp | 13-0442      |     |    |    | 25   | 90    | 107  |   |   |   |   |   |     |   |
|                                       |    | 11-   |     | ●   |  | A/T, 5Sp | 15-1666      |     | 30 | 34 | 54,5 | 93,27 | 58,2 |   |   |   |   |   | 5   | 3 |
| 2.2 VCDi 16v, 4WD (120 kW) Eng. Z22D1 |    | 11-   |     | ●   |  | A/T, 5Sp | 13-0442      |     |    |    | 25   | 90    | 107  |   |   |   |   |   |     |   |
|                                       |    | 11-   |     | ●   |  | A/T, 5Sp | 15-1666      |     | 30 | 34 | 54,5 | 93,27 | 58,2 |   |   |   |   |   | 5   | 3 |
| 2.4 16v, quattro (100 kW) Eng. Z24SED |    | 06-   |     | ●   |  | A/T, 5Sp | 13-0442      |     |    |    | 25   | 90    | 107  |   |   |   |   |   |     |   |
|                                       |    | 06-   |     | ●   |  | A/T, 5Sp | 15-1666      |     | 30 | 34 | 54,5 | 93,27 | 58,2 |   |   |   |   |   | 5   | 3 |
| 2.4, 4WD (123 kW) Eng. A24XE/ LE5     |    | 11-   |     | ●   |  | A/T, 5Sp | 13-0442      |     |    |    | 25   | 90    | 107  |   |   |   |   |   |     |   |
|                                       |    | 11-   |     | ●   |  | A/T, 5Sp | 15-1666      |     | 30 | 34 | 54,5 | 93,27 | 58,2 |   |   |   |   |   | 5   | 3 |
| 2.4, quattro (104 kW) Eng. Z24XED     |    | 06-   |     | ●   |  | A/T, 5Sp | 13-0442      |     |    |    | 25   | 90    | 107  |   |   |   |   |   |     |   |
|                                       |    | 06-   |     | ●   |  | A/T, 5Sp | 15-1666      |     | 30 | 34 | 54,5 | 93,27 | 58,2 |   |   |   |   |   | 5   | 3 |
| 3.2 (169 kW) Eng. 10HM                |    | 06-   |     | ●   |  | A/T, 5Sp | 13-0442      |     |    |    | 25   | 90    | 107  |   |   |   |   |   |     |   |
|                                       |    | 06-   |     | ●   |  | A/T, 5Sp | 15-1666      |     | 30 | 34 | 54,5 | 93,27 | 58,2 |   |   |   |   |   | 5   | 3 |
| <b>Cruze '09-</b>                     |   |    | L/R |    |    | NOTE     | METELLI ref. | ABS | A  | B  | C    | D     | E    | F | H | I | L | M | Fig |   |
| 2.0 CDi (90 kW) Eng. LLW              |    | 09-   |     | ●   |  |          | 13-0476      |     |    |    | 26   | 86    | 138  |   |   |   |   |   |     |   |
|                                       |    | 09-   |     | ●   |  |          | 15-1704      |     | 30 | 34 | 58,8 | 91,9  | 58,3 |   |   |   |   |   | 7   | 1 |
| 2.0 CDi (92 kW) Eng. LLW              |    | 10-   |     | ●   |  |          | 13-0476      |     |    |    | 26   | 86    | 138  |   |   |   |   |   |     |   |
|                                       |    | 10-   |     | ●   |  |          | 15-1704      |     | 30 | 34 | 58,8 | 91,9  | 58,3 |   |   |   |   |   | 7   | 1 |
| 2.0 D LT (110 kW) Eng. LLW            |    | 09-   |     | ●   |  |          | 13-0476      |     |    |    | 26   | 86    | 138  |   |   |   |   |   |     |   |
|                                       |   | 09-   |     | ●   |  |          | 15-1704      |     | 30 | 34 | 58,8 | 91,9  | 58,3 |   |   |   |   |   | 7   | 1 |
| <b>Kalos '05-</b>                     |   |  | L/R |  |  | NOTE     | METELLI ref. | ABS | A  | B  | C    | D     | E    | F | H | I | L | M | Fig |   |
| 1.2 (53 kW) Eng. B12S1                |  | 05-   |     | ●   |  | +ABS     | 13-0365      |     |    |    | 17   | 68    | 100  |   |   |   |   |   |     |   |
|                                       |  | 05-   |     | ●   |  | +ABS     | 15-1527      | 47  | 22 | 19 | 51,9 | 73,5  | 57,5 |   |   |   |   |   | 4   | 1 |
| 1.4 16v (61 kW) Eng. F14S3            |  | 05-   |     | ●   |  | +ABS     | 13-0366      |     |    |    | 22   | 72    | 97   |   |   |   |   |   |     |   |
|                                       |  | 05-   |     | ●   |  | +ABS     | 15-1530      | 47  | 22 | 22 | 51,8 | 81,1  | 59   |   |   |   |   |   | 4   | 1 |
| 1.4 16v (69 kW) Eng. F14D3            |  | 05-   |     | ●   |  | +ABS     | 13-0366      |     |    |    | 22   | 72    | 97   |   |   |   |   |   |     |   |
|                                       |  | 05-   |     | ●   |  | +ABS     | 15-1530      | 47  | 22 | 22 | 51,8 | 81,1  | 59   |   |   |   |   |   | 4   | 1 |










































| <b>Lacetti '05-</b>        |   |    | L/R |    |    | NOTE      | METELLI ref.   | ABS            | A  | B  | C    | D    | E    | F  | H    | I  | L  | M   | Fig |  |  |
|----------------------------|---|---|-----|---|--|-----------|----------------|----------------|----|----|------|------|------|----|------|----|----|-----|-----|--|--|
| 1.4 16v (70 kW) Eng. F14D3 |    | 05-   |     | •   |  | +/-ABS    | <b>13-0434</b> |                |    |    | 22   | 76   | 113  |    |      |    |    |     |     |  |  |
|                            |    | 05-   |     | •   |  | +ABS      | <b>15-1656</b> | 47             | 33 | 22 | 51,9 | 81   | 60,5 |    |      |    |    | 3   | 3   |  |  |
|                            |   | 05-   |     | •   |  | -ABS      | <b>15-1655</b> |                | 33 | 22 | 51,9 | 81,0 | 60,5 |    |      |    |    | 3   | 3   |  |  |
| 1.6 (80 kW) Eng. F16D3     |    | 05-   |     | •   |  | +/-ABS    | <b>13-0434</b> |                |    |    | 22   | 76   | 113  |    |      |    |    |     |     |  |  |
|                            |    | 05-   |     | •   |  | +ABS      | <b>15-1656</b> | 47             | 33 | 22 | 51,9 | 81   | 60,5 |    |      |    |    | 3   | 3   |  |  |
|                            |   | 05-   |     | •   |  | -ABS      | <b>15-1655</b> |                | 33 | 22 | 51,9 | 81,0 | 60,5 |    |      |    |    | 3   | 3   |  |  |
| 1.8 (89 kW) Eng. F18D3     |    | 05-   |     | •   |  | +/-ABS    | <b>13-0434</b> |                |    |    | 22   | 76   | 113  |    |      |    |    |     |     |  |  |
|                            |    | 05-   |     | •   |  | +ABS      | <b>15-1656</b> | 47             | 33 | 22 | 51,9 | 81   | 60,5 |    |      |    |    | 3   | 3   |  |  |
|                            |   | 05-   |     | •   |  | -ABS      | <b>15-1655</b> |                | 33 | 22 | 51,9 | 81,0 | 60,5 |    |      |    |    | 3   | 3   |  |  |
| 1.8 (90 kW) Eng. T18SED    |    | 05-   |     | •   |  | +/-ABS    | <b>13-0434</b> |                |    |    | 22   | 76   | 113  |    |      |    |    |     |     |  |  |
|                            |    | 05-   |     | •   |  | +ABS      | <b>15-1656</b> | 47             | 33 | 22 | 51,9 | 81   | 60,5 |    |      |    |    | 3   | 3   |  |  |
|                            |   | 05-   |     | •   |  | -ABS      | <b>15-1655</b> |                | 33 | 22 | 51,9 | 81,0 | 60,5 |    |      |    |    | 3   | 3   |  |  |
| 2.0 D (89 kW) Eng. Z20DM   |    | 07-   |     | •   |  | +ABS, M/T | <b>13-0431</b> |                |    |    | 26   | 86   | 138  |    |      |    |    |     |     |  |  |
|                            |    | 07-   |     | •   |  | +ABS, M/T | <b>15-1651</b> | 47             | 33 | 32 | 51,9 | 93,2 | 59,6 |    |      |    |    | 3   | 3   |  |  |
| <b>Matiz '05-</b>          |   |    | L/R |    |    | NOTE      | METELLI ref.   | ABS            | A  | B  | C    | D    | E    | F  | H    | I  | L  | M   | Fig |  |  |
| 0.8 (38 kW) Eng. F8CV      |    | 05-   |     | •   |  | +ABS      | <b>13-0097</b> |                |    |    | 20   | 68   | 100  |    |      |    |    |     |     |  |  |
|                            |    | 05-   |     | •   |  | +ABS      | <b>15-1280</b> | 40             | 23 | 19 | 46   | 71,5 | 67   |    |      |    |    | 3   | 3   |  |  |
|                            |    | 05-   | L   |   |  |           | +ABS, M/T      | <b>17-0530</b> | 40 | 23 |      | 22   | 68,5 | 71 | 27,8 | 92 | 54 | 613 | s9  |  |  |
|                            |   | 05-   | R   |   |  |           | +ABS, M/T      | <b>17-0812</b> | 40 | 23 | 22   |      | 72   |    |      | 92 | 54 | 780 | s3  |  |  |
| 1.0 (47 kW) Eng. F10NS     |   | 05-   |     | •   |  | +ABS      | <b>13-0097</b> |                |    |    | 20   | 68   | 100  |    |      |    |    |     |     |  |  |
|                            |  | 05-   |     | •   |  | +ABS      | <b>15-1280</b> | 40             | 23 | 19 | 46   | 71,5 | 67   |    |      |    |    | 3   | 3   |  |  |
|                            |  | 05-   | L   |   |  |           | +ABS, M/T      | <b>17-0813</b> | 40 | 23 | 22   |      | 72   |    |      | 92 | 50 | 554 | s3  |  |  |
|                            |   | 05-   | R   |   |  |           | +ABS, M/T      | <b>17-0814</b> | 40 | 23 | 22   |      | 72   |    |      | 92 | 50 | 833 | s3  |  |  |
| <b>Nubira, SW '05-</b>     |   |  | L/R |  |  | NOTE      | METELLI ref.   | ABS            | A  | B  | C    | D    | E    | F  | H    | I  | L  | M   | Fig |  |  |
| 1.4 (69 kW) Eng. F14D3     |  | 05-   |     | •   |  | +/-ABS    | <b>13-0434</b> |                |    |    | 22   | 76   | 113  |    |      |    |    |     |     |  |  |
|                            |  | 05-   |     | •   |  | +ABS      | <b>15-1656</b> | 47             | 33 | 22 | 51,9 | 81   | 60,5 |    |      |    |    | 3   | 3   |  |  |
|                            |   | 05-   |     | •   |  | -ABS      | <b>15-1655</b> |                | 33 | 22 | 51,9 | 81,0 | 60,5 |    |      |    |    | 3   | 3   |  |  |
| 1.6 (80 kW) Eng. F16D3     |  | 05-   |     | •   |  | +/-ABS    | <b>13-0434</b> |                |    |    | 22   | 76   | 113  |    |      |    |    |     |     |  |  |
|                            |  | 05-   |     | •   |  | +ABS      | <b>15-1656</b> | 47             | 33 | 22 | 51,9 | 81   | 60,5 |    |      |    |    | 3   | 3   |  |  |
|                            |   | 05-   |     | •   |  | -ABS      | <b>15-1655</b> |                | 33 | 22 | 51,9 | 81,0 | 60,5 |    |      |    |    | 3   | 3   |  |  |

## CHEVROLET











|                          |  |       | L/R |   |  | NOTE | METELLI ref.   | ABS | A  | B  | C    | D    | E    | F | H | I | L | M | Fig |   |
|--------------------------|--|-------|-----|---|--|------|----------------|-----|----|----|------|------|------|---|---|---|---|---|-----|---|
| <b>Nubira, SW '05-</b>   |  |       | L/R |   |  |      |                |     |    |    |      |      |      |   |   |   |   |   |     |   |
| 2.0 D (89 kW) Eng. Z20DM |  | 07-   |     | • |  | +ABS | <b>13-0431</b> |     |    |    | 26   | 86   | 138  |   |   |   |   |   |     |   |
|                          |  | 07-   |     | • |  | +ABS | <b>15-1651</b> | 47  | 33 | 32 | 51,9 | 93,2 | 59,6 |   |   |   |   |   | 3   | 3 |
| <b>Spark I '05-'10</b>   |  |       | L/R |   |  |      |                |     |    |    |      |      |      |   |   |   |   |   |     |   |
| 0.8 (37 kW) Eng. F8CV    |  | 05-10 |     | • |  | +ABS | <b>13-0097</b> |     |    |    | 20   | 68   | 100  |   |   |   |   |   |     |   |
|                          |  | 05-10 |     | • |  | +ABS | <b>15-1280</b> | 40  | 23 | 19 | 46   | 71,5 | 67   |   |   |   |   |   | 3   | 3 |
| 1.0 (46 kW) Eng. F10NS   |  | 05-10 |     | • |  | +ABS | <b>13-0097</b> |     |    |    | 20   | 68   | 100  |   |   |   |   |   |     |   |
|                          |  | 05-10 |     | • |  | +ABS | <b>15-1280</b> | 40  | 23 | 19 | 46   | 71,5 | 67   |   |   |   |   |   | 3   | 3 |

## CHEVROLET USA






























|                           |  |       | L/R |   |  | NOTE           | METELLI ref.   | ABS | A  | B  | C    | D  | E    | F | H | I | L | M | Fig |   |
|---------------------------|--|-------|-----|---|--|----------------|----------------|-----|----|----|------|----|------|---|---|---|---|---|-----|---|
| <b>Beretta</b>            |  |       | L/R |   |  |                |                |     |    |    |      |    |      |   |   |   |   |   |     |   |
| 2.2 (71 kW) Eng. LN2      |  | 87-95 |     | • |  |                | <b>15-1344</b> |     | 33 | 29 | 47,7 | 85 | 61,5 |   |   |   |   |   | 2   | 3 |
| 2.3 16v (130 kW) Eng. LGO |  | 87-95 |     | • |  |                | <b>15-1344</b> |     | 33 | 29 | 47,7 | 85 | 61,5 |   |   |   |   |   | 2   | 3 |
| 3.1 V6 (104 kW) Eng. LHO  |  | 87-95 |     | • |  |                | <b>15-1344</b> |     | 33 | 29 | 47,7 | 85 | 61,5 |   |   |   |   |   | 2   | 3 |
| All models                |  | 87-95 |     | • |  |                | <b>15-1344</b> |     | 33 | 29 | 47,7 | 85 | 61,5 |   |   |   |   |   | 2   | 3 |
| <b>Cavalier I</b>         |  |       | L/R |   |  |                |                |     |    |    |      |    |      |   |   |   |   |   |     |   |
| All models                |  | 82-95 |     | • |  |                | <b>15-1344</b> |     | 33 | 29 | 47,7 | 85 | 61,5 |   |   |   |   |   | 2   | 3 |
| <b>Cavalier II</b>        |  |       | L/R |   |  |                |                |     |    |    |      |    |      |   |   |   |   |   |     |   |
| All models                |  | 82-95 |     | • |  |                | <b>15-1344</b> |     | 33 | 29 | 47,7 | 85 | 61,5 |   |   |   |   |   | 2   | 3 |
| <b>Cavalier III</b>       |  |       | L/R |   |  |                |                |     |    |    |      |    |      |   |   |   |   |   |     |   |
| All models                |  | 82-95 |     | • |  |                | <b>15-1344</b> |     | 33 | 29 | 47,7 | 85 | 61,5 |   |   |   |   |   | 2   | 3 |
| <b>Celebrity</b>          |  |       | L/R |   |  |                |                |     |    |    |      |    |      |   |   |   |   |   |     |   |
| All models                |  | 82-89 |     | • |  |                | <b>15-1344</b> |     | 33 | 29 | 47,7 | 85 | 61,5 |   |   |   |   |   | 2   | 3 |
|                           |  | 84-91 |     | • |  | M/T+A/T, 3/4Sp | <b>15-1235</b> |     | 27 | 32 | 61,5 | 93 | 65   |   |   |   |   |   | 5   | 3 |
| <b>Corsica '87-'96</b>    |  |       | L/R |   |  |                |                |     |    |    |      |    |      |   |   |   |   |   |     |   |
| 2.2 (71-82 kW) Eng. LN2   |  | 87-95 |     | • |  |                | <b>15-1344</b> |     | 33 | 29 | 47,7 | 85 | 61,5 |   |   |   |   |   | 2   | 3 |
| 3.1 V6 (104 kW) Eng. LHO  |  | 87-95 |     | • |  |                | <b>15-1344</b> |     | 33 | 29 | 47,7 | 85 | 61,5 |   |   |   |   |   | 2   | 3 |




























| <b>Corsica I</b>          |   |    | L/R   |    |    | NOTE    | METELLI ref. | ABS | A  | B     | C    | D  | E    | F | H | I | L | M | Fig |
|---------------------------|---|---|-------|---|--|---------|--------------|-----|----|-------|------|----|------|---|---|---|---|---|-----|
| All models                |   |    | 87-95 | •   |  |         | 15-1344      |     | 33 | 29    | 47,7 | 85 | 61,5 |   |   |   |   | 2 | 3   |
| <b>Corsica II</b>         |   |    | L/R   |    |    | NOTE    | METELLI ref. | ABS | A  | B     | C    | D  | E    | F | H | I | L | M | Fig |
| All models                |   |    | 87-95 | •   |  |         | 15-1344      |     | 33 | 29    | 47,7 | 85 | 61,5 |   |   |   |   | 2 | 3   |
| <b>Corsica III</b>        |   |    | L/R   |    |    | NOTE    | METELLI ref. | ABS | A  | B     | C    | D  | E    | F | H | I | L | M | Fig |
| All models                |   |    | 87-95 | •   |  |         | 15-1344      |     | 33 | 29    | 47,7 | 85 | 61,5 |   |   |   |   | 2 | 3   |
| <b>Kadett</b>             |   |    | L/R   |    |    | NOTE    | METELLI ref. | ABS | A  | B     | C    | D  | E    | F | H | I | L | M | Fig |
| 1.8                       |    | 84-   | •     |   | M/T+A/T, Brazil  | 13-0011 |              |     |    |       | 22   | 83 | 79   |   |   |   |   |   |     |
|                           |    | 84-   | •     |   | M/T+A/T, Brazil  | 15-1008 |              | 33  | 25 | 52,35 |      | 90 | 59   |   |   |   |   | 5 | 3   |
| 2.0                       |    | 84-   | •     |   | M/T+A/T, Brazil  | 13-0011 |              |     |    |       | 22   | 83 | 79   |   |   |   |   |   |     |
|                           |    | 84-   | •     |   | M/T+A/T, Brazil  | 15-1008 |              | 33  | 25 | 52,35 |      | 90 | 59   |   |   |   |   | 5 | 3   |
| <b>Lumina APV '89-'96</b> |   |    | L/R   |    |    | NOTE    | METELLI ref. | ABS | A  | B     | C    | D  | E    | F | H | I | L | M | Fig |
| 2.3 (101 kW)              |   |    | 91-90 | •   |  |         | 15-1235      |     | 27 | 32    | 61,5 | 93 | 65   |   |   |   |   | 5 | 3   |
| 2.3 (108 kW) Eng. LD2     |   |    | 91-90 | •   |  |         | 15-1235      |     | 27 | 32    | 61,5 | 93 | 65   |   |   |   |   | 5 | 3   |
| 3.1 (119 kW) Eng. L82     |   |    | 91-90 | •   |  |         | 15-1235      |     | 27 | 32    | 61,5 | 93 | 65   |   |   |   |   | 5 | 3   |
| 3.1 (90 kW) Eng. LG6      |   |    | 91-90 | •   |  |         | 15-1235      |     | 27 | 32    | 61,5 | 93 | 65   |   |   |   |   | 5 | 3   |
| 3.8 (129 kW)              |   |    | 91-90 | •   |  |         | 15-1235      |     | 27 | 32    | 61,5 | 93 | 65   |   |   |   |   | 5 | 3   |
| <b>Monza</b>              |   |   | L/R   |   |   | NOTE    | METELLI ref. | ABS | A  | B     | C    | D  | E    | F | H | I | L | M | Fig |
| 1.6                       |  | 82-   | •     |   |  | 13-0011 |              |     |    |       | 22   | 83 | 79   |   |   |   |   |   |     |
|                           |  | 82-   | •     |   |  | 15-1008 |              | 33  | 25 | 52,35 |      | 90 | 59   |   |   |   |   | 5 | 3   |
| 1.8                       |  | 82-   | •     |   | A/T, Incl. Brazil  | 13-0011 |              |     |    |       | 22   | 83 | 79   |   |   |   |   |   |     |
|                           |  | 82-   | •     |   | A/T, Incl. Brazil  | 15-1008 |              | 33  | 25 | 52,35 |      | 90 | 59   |   |   |   |   | 5 | 3   |
| 2.0                       |  | 82-   | •     |   | A/T, Incl. Brazil  | 13-0011 |              |     |    |       | 22   | 83 | 79   |   |   |   |   |   |     |
|                           |  | 82-   | •     |   | A/T, Incl. Brazil  | 15-1008 |              | 33  | 25 | 52,35 |      | 90 | 59   |   |   |   |   | 5 | 3   |
| <b>Nova</b>               |   |  | L/R   |  |  | NOTE    | METELLI ref. | ABS | A  | B     | C    | D  | E    | F | H | I | L | M | Fig |
| All models                |  | 85-88   | •     |   | Exc. Twin Cam  | 13-0069 |              |     |    |       | 23   | 78 | 110  |   |   |   |   |   |     |
|                           |  | 85-88   | •     |   | Exc. Twin Cam  | 15-1078 |              | 26  | 29 | 56    |      | 84 | 59,5 |   |   |   |   | 5 | 3   |

## CHEVROLET USA










| <b>Nova S</b> |   |  | L/R |  |  | NOTE          | METELLI ref. | ABS | A  | B  | C  | D  | E    | F | H | I | L | M | Fig |  |
|---------------|---|---|-----|---|--|---------------|--------------|-----|----|----|----|----|------|---|---|---|---|---|-----|--|
| All models    |  | 85-88   |     | •   |  | Exc. Twin Cam | 13-0069      |     |    |    | 23 | 78 | 110  |   |   |   |   |   |     |  |
|               |  | 85-88   |     | •   |  | Exc. Twin Cam | 15-1078      |     | 26 | 29 | 56 | 84 | 59,5 |   |   |   |   | 5 | 3   |  |
| <b>Sprint</b> |   |  | L/R |  |  | NOTE          | METELLI ref. | ABS | A  | B  | C  | D  | E    | F | H | I | L | M | Fig |  |
| All models    |  | 85-88   |     | •   |  |               | 13-0070      |     |    |    | 18 | 63 | 82   |   |   |   |   |   |     |  |
|               |  | 85-88   |     | •   |  |               | 15-1080      |     | 23 | 19 | 44 | 72 | 65   |   |   |   |   | 5 | 1   |  |

## CHRYSLER














































| <b>Grand Voyager III '08-</b> |   |  | L/R |  |  | NOTE       | METELLI ref. | ABS | A  | B  | C    | D    | E    | F | H | I | L | M  | Fig |  |
|-------------------------------|---|---|-----|---|--|------------|--------------|-----|----|----|------|------|------|---|---|---|---|----|-----|--|
| 2.8 CRD (120 kW) Eng. VM64C   |    | 08-   |     | •   |  |            | 13-0532      |     |    |    | 24   | 90   | 94,5 |   |   |   |   |    |     |  |
|                               |    | 08-   |     | •   |  |            | 15-1741      |     | 32 | 34 | 54,0 | 91,9 | 55,8 |   |   |   |   | 11 | 1   |  |
| 3.8 V6 (142 kW) Eng. EGH      |    | 09-   |     | •   |  |            | 13-0532      |     |    |    | 24   | 90   | 94,5 |   |   |   |   |    |     |  |
|                               |    | 09-   |     | •   |  |            | 15-1741      |     | 32 | 34 | 54,0 | 91,9 | 55,8 |   |   |   |   | 11 | 1   |  |
| <b>New Yorker '93-</b>        |   |  | L/R |  |  | NOTE       | METELLI ref. | ABS | A  | B  | C    | D    | E    | F | H | I | L | M  | Fig |  |
| 3.5 i 24v (155 kW) Eng. F01   |    | 93-   |     | •   |  | Design:GKN | 13-0247      |     |    |    | 22   | 83   | 79   |   |   |   |   |    |     |  |
|                               |    | 93-   |     | •   |  | Design:GKN | 15-1356      |     | 26 | 32 | 54   | 90   | 53   |   |   |   |   | 4  | 2   |  |
| <b>Voyager I (ES) '84-'95</b> |   |  | L/R |  |  | NOTE       | METELLI ref. | ABS | A  | B  | C    | D    | E    | F | H | I | L | M  | Fig |  |
| 2.5 i (72 kW) Eng. K00        |    | 1/87-12/92  |     | •   |  | M/T+A/T    | 13-0247      |     |    |    | 22   | 83   | 79   |   |   |   |   |    |     |  |
|                               |  | 1/87-12/92  |     | •   |  | M/T        | 15-1356      |     | 26 | 32 | 54   | 90   | 53   |   |   |   |   | 4  | 2   |  |
|                               |  | 1/91-12/91  |     | •   |  | A/T        | 15-1356      |     | 26 | 32 | 54   | 90   | 53   |   |   |   |   | 4  | 2   |  |
| 2.5 i (74 kW) Eng. K          |  | 90-12/92  |     | •   |  | M/T+A/T    | 13-0247      |     |    |    | 22   | 83   | 79   |   |   |   |   |    |     |  |
|                               |  | 1/91-12/91  |     | •   |  | A/T        | 15-1356      |     | 26 | 32 | 54   | 90   | 53   |   |   |   |   | 4  | 2   |  |
|                               |  | 90-12/92  |     | •   |  | M/T        | 15-1356      |     | 26 | 32 | 54   | 90   | 53   |   |   |   |   | 4  | 2   |  |
| 2.5 TD (87 kW) Eng. 09B/ M00  |  | 1/92-12/92  |     | •   |  | M/T        | 13-0247      |     |    |    | 22   | 83   | 79   |   |   |   |   |    |     |  |
|                               |  | 1/92-12/92  |     | •   |  | M/T        | 15-1356      |     | 26 | 32 | 54   | 90   | 53   |   |   |   |   | 4  | 2   |  |
| 3.0 i (108 kW) Eng. 6G72/ 300 |  | 1/87-12/92  |     | •   |  | M/T+A/T    | 13-0247      |     |    |    | 22   | 83   | 79   |   |   |   |   |    |     |  |
|                               |  | 1/87-12/92  |     | •   |  | M/T        | 15-1356      |     | 26 | 32 | 54   | 90   | 53   |   |   |   |   | 4  | 2   |  |
|                               |  | 1/91-12/91  |     | •   |  | A/T        | 15-1356      |     | 26 | 32 | 54   | 90   | 53   |   |   |   |   | 4  | 2   |  |
| 3.3 i, AWD (110 kW) Eng. EGA  |  | 90-12/92  |     | •   |  | M/T+A/T    | 13-0247      |     |    |    | 22   | 83   | 79   |   |   |   |   |    |     |  |
|                               |  | 1/91-12/91  |     | •   |  | A/T        | 15-1356      |     | 26 | 32 | 54   | 90   | 53   |   |   |   |   | 4  | 2   |  |
|                               |  | 90-12/92  |     | •   |  | M/T        | 15-1356      |     | 26 | 32 | 54   | 90   | 53   |   |   |   |   | 4  | 2   |  |



























| <b>Voyager I (ES) '84-'95</b>   |   |  | L/R |  |  | NOTE    | METELLI ref.   | ABS | A  | B  | C    | D    | E    | F | H | I | L | M | Fig |   |
|---------------------------------|---|---|-----|---|--|---------|----------------|-----|----|----|------|------|------|---|---|---|---|---|-----|---|
| 3.3 i, AWD (120 kW) Eng. R00    |    | 90-12/92  |     | •   |  | M/T+A/T | <b>13-0247</b> |     |    |    | 22   | 83   | 79   |   |   |   |   |   |     |   |
|                                 |    | 1/91-12/91  |     | •   |  | A/T     | <b>15-1356</b> |     | 26 | 32 | 54   | 90   | 53   |   |   |   |   |   | 4   | 2 |
|                                 |    | 90-12/92  |     | •   |  | M/T     | <b>15-1356</b> |     | 26 | 32 | 54   | 90   | 53   |   |   |   |   |   | 4   | 2 |
| <b>Voyager II (GS) '95-'01</b>  |   |  | L/R |  |  | NOTE    | METELLI ref.   | ABS | A  | B  | C    | D    | E    | F | H | I | L | M | Fig |   |
| 2.0 i (98 kW) Eng. C00          |    | 95-01   |     | •   |  | +ABS    | <b>13-0302</b> |     |    |    | 26   | 86   | 138  |   |   |   |   |   |     |   |
|                                 |    | 95-01   |     | •   |  | +ABS    | <b>15-1438</b> | 47  | 26 | 32 | 54   | 92   | 53   |   |   |   |   |   | 4   | 2 |
| 2.4 i, AWD (111 kW) Eng. EDZ    |    | 96-01   |     | •   |  | +ABS    | <b>13-0302</b> |     |    |    | 26   | 86   | 138  |   |   |   |   |   |     |   |
|                                 |    | 96-01   |     | •   |  | +ABS    | <b>15-1438</b> | 47  | 26 | 32 | 54   | 92   | 53   |   |   |   |   |   | 4   | 2 |
| 2.5 TD (85 kW) Eng. 425CLIRS-X  |    | 96-01   |     | •   |  | +ABS    | <b>13-0302</b> |     |    |    | 26   | 86   | 138  |   |   |   |   |   |     |   |
|                                 |    | 96-01   |     | •   |  | +ABS    | <b>15-1438</b> | 47  | 26 | 32 | 54   | 92   | 53   |   |   |   |   |   | 4   | 2 |
| <b>Voyager III (RG) '00-'07</b> |   |  | L/R |  |  | NOTE    | METELLI ref.   | ABS | A  | B  | C    | D    | E    | F | H | I | L | M | Fig |   |
| 2.4 (108 kW) Eng. EDZ           |    | 00-   |     | •   |  | +ABS    | <b>15-1512</b> | 47  | 26 | 32 | 54   | 95,5 | 53   |   |   |   |   |   | 4   | 2 |
| 2.5 CRD (105 kW) Eng. ENC/ ENJ  |    | 00-   |     | •   |  | +ABS    | <b>15-1512</b> | 47  | 26 | 32 | 54   | 95,5 | 53   |   |   |   |   |   | 4   | 2 |
| <b>Voyager IV '08-</b>          |   |  | L/R |  |  | NOTE    | METELLI ref.   | ABS | A  | B  | C    | D    | E    | F | H | I | L | M | Fig |   |
| 2.8 CRDi (120 kW) Eng. VM64C    |    | 08-   |     | •   |  |         | <b>13-0532</b> |     |    |    | 24   | 90   | 94,5 |   |   |   |   |   |     |   |
|                                 |    | 08-   |     | •   |  |         | <b>15-1741</b> |     | 32 | 34 | 54,0 | 91,9 | 55,8 |   |   |   |   |   | 11  | 1 |
| 3.8 (142 kW) Eng. EGH           |    | 07-   |     | •   |  |         | <b>13-0532</b> |     |    |    | 24   | 90   | 94,5 |   |   |   |   |   |     |   |
|                                 |  | 07-   |     | •   |  |         | <b>15-1741</b> |     | 32 | 34 | 54,0 | 91,9 | 55,8 |   |   |   |   |   | 11  | 1 |

## CHRYSLER USA











| <b>Colt '79-</b> |   |  | L/R |  |  | NOTE | METELLI ref.   | ABS | A  | B  | C  | D    | E  | F | H | I | L | M | Fig |   |
|------------------|---|---|-----|---|--|------|----------------|-----|----|----|----|------|----|---|---|---|---|---|-----|---|
| 1.4              |  | 79-82   |     | •   |  |      | <b>13-0025</b> |     |    |    | 21 | 73   | 91 |   |   |   |   |   |     |   |
|                  |  | 79-82   |     | •   |  |      | <b>15-1026</b> |     | 25 | 22 | 50 | 82   | 63 |   |   |   |   |   | 5   | 1 |
| 1.6              |  | 79-82   |     | •   |  |      | <b>13-0025</b> |     |    |    | 21 | 73   | 91 |   |   |   |   |   |     |   |
|                  |  | 79-82   |     | •   |  |      | <b>15-1026</b> |     | 25 | 22 | 50 | 82   | 63 |   |   |   |   |   | 5   | 1 |
| 1.6 T.           |  | 84-88   |     | •   |  |      | <b>13-0046</b> |     |    |    | 21 | 73   | 91 |   |   |   |   |   |     |   |
|                  |  | 84-88   |     | •   |  |      | <b>15-1048</b> |     | 25 | 23 | 50 | 78,7 | 64 |   |   |   |   |   | 5   | 1 |







































| Fifth Avenue      |   |    | L/R |    |    | NOTE                     | METELLI ref. | ABS | A  | B  | C  | D    | E    | F | H | I | L | M | Fig |
|-------------------|---|---|-----|---|--|--------------------------|--------------|-----|----|----|----|------|------|---|---|---|---|---|-----|
| All models        |    | 1/87-12/90  |     | •   |  | Design:GKN, Exc. Turbo   | 13-0247      |     |    |    | 22 | 83   | 79   |   |   |   |   |   |     |
|                   |    | 1/87-12/88  |     | •   |  | Design:GKN, Exc. Turbo   | 15-1356      |     | 26 | 32 | 54 | 90   | 53   |   |   |   |   | 4 | 2   |
|                   |    | 1/89-12/90  |     | •   |  | Design:GKN               | 15-1356      |     | 26 | 32 | 54 | 90   | 53   |   |   |   |   | 4 | 2   |
| Imperial          |   |    | L/R |    |    | NOTE                     | METELLI ref. | ABS | A  | B  | C  | D    | E    | F | H | I | L | M | Fig |
| All models        |    | 1/90-12/90  |     | •   |  | Design:GKN               | 13-0247      |     |    |    | 22 | 83   | 79   |   |   |   |   |   |     |
|                   |    | 1/90-12/90  |     | •   |  | Design:GKN               | 15-1356      |     | 26 | 32 | 54 | 90   | 53   |   |   |   |   | 4 | 2   |
| Le Baron          |   |    | L/R |    |    | NOTE                     | METELLI ref. | ABS | A  | B  | C  | D    | E    | F | H | I | L | M | Fig |
| All models        |    | 1/87-12/91  |     | •   |  | A/T, Exc. Turbo          | 13-0247      |     |    |    | 22 | 83   | 79   |   |   |   |   |   |     |
|                   |    | 1/87-12/88  |     | •   |  |                          | 15-1356      |     | 26 | 32 | 54 | 90   | 53   |   |   |   |   | 4 | 2   |
|                   |    | 1/91-12/91  |     | •   |  | A/T, Exc. Turbo          | 15-1356      |     | 26 | 32 | 54 | 90   | 53   |   |   |   |   | 4 | 2   |
| Le Baron GTS      |   |    | L/R |    |    | NOTE                     | METELLI ref. | ABS | A  | B  | C  | D    | E    | F | H | I | L | M | Fig |
| All models        |    | 1/87-12/91  |     | •   |  | A/T, Exc. Turbo          | 13-0247      |     |    |    | 22 | 83   | 79   |   |   |   |   |   |     |
|                   |    | 1/87-12/88  |     | •   |  |                          | 15-1356      |     | 26 | 32 | 54 | 90   | 53   |   |   |   |   | 4 | 2   |
|                   |    | 1/91-12/91  |     | •   |  | A/T, Exc. Turbo          | 15-1356      |     | 26 | 32 | 54 | 90   | 53   |   |   |   |   | 4 | 2   |
| New Yorker        |   |    | L/R |    |    | NOTE                     | METELLI ref. | ABS | A  | B  | C  | D    | E    | F | H | I | L | M | Fig |
| All models        |    | 1/87-12/90  |     | •   |  | Design:GKN, Exc. Turbo   | 13-0247      |     |    |    | 22 | 83   | 79   |   |   |   |   |   |     |
|                   |   | 1/87-12/88  |     | •   |  | Design:GKN, Exc. Turbo   | 15-1356      |     | 26 | 32 | 54 | 90   | 53   |   |   |   |   | 4 | 2   |
|                   |  | 1/89-12/90  |     | •   |  | Design:GKN               | 15-1356      |     | 26 | 32 | 54 | 90   | 53   |   |   |   |   | 4 | 2   |
| New Yorker Landau |   |  | L/R |  |  | NOTE                     | METELLI ref. | ABS | A  | B  | C  | D    | E    | F | H | I | L | M | Fig |
| All models        |  | 1/87-12/90  |     | •   |  | Design:GKN, Exc. Turbo   | 13-0247      |     |    |    | 22 | 83   | 79   |   |   |   |   |   |     |
|                   |  | 1/87-12/88  |     | •   |  | Design:GKN, Exc. Turbo   | 15-1356      |     | 26 | 32 | 54 | 90   | 53   |   |   |   |   | 4 | 2   |
|                   |  | 1/89-12/90  |     | •   |  | Design:GKN               | 15-1356      |     | 26 | 32 | 54 | 90   | 53   |   |   |   |   | 4 | 2   |
| Phantom           |   |  | L/R |  |  | NOTE                     | METELLI ref. | ABS | A  | B  | C  | D    | E    | F | H | I | L | M | Fig |
| T., A/T           |  | 90-94   |     | •   |  | Design:GKN, Incl. Mexico | 13-0247      |     |    |    | 22 | 83   | 79   |   |   |   |   |   |     |
|                   |  | 90-94   |     | •   |  | Design:GKN, Incl. Mexico | 15-1356      |     | 26 | 32 | 54 | 90   | 53   |   |   |   |   | 4 | 2   |
| Sebring           |   |  | L/R |  |  | NOTE                     | METELLI ref. | ABS | A  | B  | C  | D    | E    | F | H | I | L | M | Fig |
| Convertible       |  | 95-96   |     | •   |  |                          | 13-0126      |     |    |    | 23 | 81   | 96   |   |   |   |   |   |     |
|                   |  | 95-96   |     | •   |  |                          | 15-1148      |     | 25 | 23 | 54 | 86,9 | 64,5 |   |   |   |   | 5 | 1   |

| <b>2 CV '63-</b>                   |   |  | L/R |  |  | NOTE            | METELLI ref. | ABS | A  | B  | C    | D    | E  | F  | H    | I   | L   | M  | Fig |
|------------------------------------|---|---|-----|---|--|-----------------|--------------|-----|----|----|------|------|----|----|------|-----|-----|----|-----|
| 0.4 (17 kW) Eng. A79-1(AYA2)       |    | 1/70-12/75  | L/R |   |  | M/T             | 17-0077      |     | 22 |    |      | 84   |    |    | 75   |     | 440 | s2 |     |
| 0.6 (18 kW) Eng. M28-1(AK2)        |    | 75-81   | L/R |   |  | M/T             | 17-0077      |     | 22 |    |      | 84   |    |    | 75   |     | 440 | s2 |     |
| 0.6 (20 kW) Eng. A06-664           |    | 79-90   | L/R |   |  | M/T             | 17-0077      |     | 22 |    |      | 84   |    |    | 75   |     | 440 | s2 |     |
| 0.6 (21 kW) Eng. A06-635           |    | 2/70-85   | L/R |   |  | M/T             | 17-0077      |     | 22 |    |      | 84   |    |    | 75   |     | 440 | s2 |     |
| <b>Ami '63-'77</b>                 |   |  | L/R |  |  | NOTE            | METELLI ref. | ABS | A  | B  | C    | D    | E  | F  | H    | I   | L   | M  | Fig |
| 0.6, Break (24 kW) Eng. M28(AM2)   |    | 5/68-7/69   | L/R |   |  | M/T             | 17-0077      |     | 22 |    |      | 84   |    |    | 75   |     | 440 | s2 |     |
| 0.8 (24 kW) Eng. M2(AM)            |    | 7/69-12/77  | L/R |   |  | M/T             | 17-0077      |     | 22 |    |      | 84   |    |    | 75   |     | 440 | s2 |     |
| 1.0 Super , Break (40 kW) Eng. G10 |    | 3/73-12/77  | L/R |   |  | M/T, Only Break | 17-0077      |     | 22 |    |      | 84   |    |    | 75   |     | 440 | s2 |     |
| <b>Ax (ZA) '84-'98</b>             |   |  | L/R |  |  | NOTE            | METELLI ref. | ABS | A  | B  | C    | D    | E  | F  | H    | I   | L   | M  | Fig |
| 0.95 (33 kW) Eng. CDY(TU9M)        |    | 9/86-91   | L   |   |  | G.Box:MA        | 17-0004      |     | 21 | 22 | 76,5 | 71,5 | 30 | 81 | 65,5 | 616 | s3  |    |     |
|                                    |   | 9/86-91   | R   |   |  | G.Box:MA        | 17-0005      |     | 21 | 22 | 76,5 | 71,5 | 30 | 81 | 93,5 | 800 | s3  |    |     |
| 0.95 (37 kW) Eng. CDZ(TU9M)        |    | 91-   | L   |   |  | G.Box:MA        | 17-0004      |     | 21 | 22 | 76,5 | 71,5 | 30 | 81 | 65,5 | 616 | s3  |    |     |
|                                    |   | 91-   | R   |   |  | G.Box:MA        | 17-0005      |     | 21 | 22 | 76,5 | 71,5 | 30 | 81 | 93,5 | 800 | s3  |    |     |
| 0.95 E (30 kW) Eng. C3A            |    | 86-88   | L   |   |  | G.Box:MA        | 17-0004      |     | 21 | 22 | 76,5 | 71,5 | 30 | 81 | 65,5 | 616 | s3  |    |     |
|                                    |   | 86-88   | R   |   |  | G.Box:MA        | 17-0005      |     | 21 | 22 | 76,5 | 71,5 | 30 | 81 | 93,5 | 800 | s3  |    |     |
| 1.1 (40 kW) Eng. H1B               |    | 9/86-90   | L   |   |  | G.Box:MA        | 17-0004      |     | 21 | 22 | 76,5 | 71,5 | 30 | 81 | 65,5 | 616 | s3  |    |     |
|                                    |   | 9/86-90   | R   |   |  | G.Box:MA        | 17-0005      |     | 21 | 22 | 76,5 | 71,5 | 30 | 81 | 93,5 | 800 | s3  |    |     |
| 1.1 (40 kW) Eng. HDZ(TU1M)         |    | 89-97   | L   |   |  | G.Box:MA        | 17-0004      |     | 21 | 22 | 76,5 | 71,5 | 30 | 81 | 65,5 | 616 | s3  |    |     |
|                                    |   | 89-97   | R   |   |  | G.Box:MA        | 17-0005      |     | 21 | 22 | 76,5 | 71,5 | 30 | 81 | 93,5 | 800 | s3  |    |     |
| 1.1 Kat (40 kW) Eng. HAZ(TU1CP)    |  | 88-89   | L   |   |  | G.Box:MA        | 17-0004      |     | 21 | 22 | 76,5 | 71,5 | 30 | 81 | 65,5 | 616 | s3  |    |     |
|                                    |   | 88-89   | R   |   |  | G.Box:MA        | 17-0005      |     | 21 | 22 | 76,5 | 71,5 | 30 | 81 | 93,5 | 800 | s3  |    |     |
| 1.3 Sport (70 kW) Eng. M4A         |  | 87-88   | L   |   |  | G.Box:MA        | 17-0004      |     | 21 | 22 | 76,5 | 71,5 | 30 | 81 | 65,5 | 616 | s3  |    |     |
|                                    |   | 87-88   | R   |   |  | G.Box:MA        | 17-0005      |     | 21 | 22 | 76,5 | 71,5 | 30 | 81 | 93,5 | 800 | s3  |    |     |
| 1.4 (44 kW) Eng. KAY(TU3CP)        |  | 86-88   | L   |   |  | G.Box:MA        | 17-0004      |     | 21 | 22 | 76,5 | 71,5 | 30 | 81 | 65,5 | 616 | s3  |    |     |
|                                    |   | 86-88   | R   |   |  | G.Box:MA        | 17-0005      |     | 21 | 22 | 76,5 | 71,5 | 30 | 81 | 93,5 | 800 | s3  |    |     |
| 1.4 (49 kW) Eng. K1F               |  | 88-89   | L   |   |  | G.Box:MA        | 17-0004      |     | 21 | 22 | 76,5 | 71,5 | 30 | 81 | 65,5 | 616 | s3  |    |     |
|                                    |   | 88-89   | R   |   |  | G.Box:MA        | 17-0005      |     | 21 | 22 | 76,5 | 71,5 | 30 | 81 | 93,5 | 800 | s3  |    |     |
| 1.4 (62 kW) Eng. K2A/ B            |  | 88-92   | L   |   |  | +ABS, G.Box:MA  | 17-0130      | 48  | 21 | 22 | 76,5 | 71,5 | 30 | 75 | 65   | 614 | s3  |    |     |
|                                    |   | 88-92   | L   |   |  | -ABS, G.Box:MA  | 17-0014      |     | 21 | 22 | 76,5 | 71,5 | 30 | 75 | 65   | 614 | s3  |    |     |
|                                    |   | 88-92   | R   |   |  | +ABS, G.Box:MA  | 17-0131      | 48  | 21 | 22 | 76,5 | 71,5 | 30 | 75 | 93,5 | 798 | s3  |    |     |
|                                    |   | 88-92   | R   |   |  | -ABS, G.Box:MA  | 17-0015      |     | 21 | 22 | 76,5 | 71,5 | 30 | 75 | 93,5 | 798 | s3  |    |     |












































| Berlingo I (MF) '96-'08                         |    | L/R   |  |  | NOTE                 | METELLI ref. | ABS | A  | B  | C    | D     | E    | F  | H  | I    | L   | M  | Fig |   |
|---|---|-------|---|---|----------------------|--------------|-----|----|----|------|-------|------|----|----|------|-----|----|-----|---|
| 1.1, i (41-44 kW) Eng. HDZ/HFX(TU1M/ K/ MZ/ JP) |    | 7/96- | L   |   | +ABS, G.Box:MA       | 17-0134      | 29  | 25 |    | 22   | 84    | 75   |    | 79 | 58   | 592 | s5 |     |   |
|   |   | 7/96- | L   |   | -ABS, G.Box:MA       | 17-0132      |     | 25 |    | 22   | 86,5  | 71,5 | 30 | 79 | 58,5 | 594 | s5 |     |   |
|   |   | 7/96- | R   |   | +ABS, G.Box:MA       | 17-0135      | 29  | 25 |    | 22   | 84    | 75   |    | 79 | 333  | 865 | s6 |     |   |
|   |   | 7/96- | R   |   | -ABS, G.Box:MA       | 17-0133      |     | 25 |    | 22   | 86,5  | 71,5 |    | 79 | 333  | 865 | s6 |     |   |
| 1.4 i, Bivalent (55 kW) Eng. KFX(TU3JP)         |    | 7/96- | L   |   | +ABS, G.Box:MA       | 17-0134      | 29  | 25 |    | 22   | 84    | 75   |    | 79 | 58   | 592 | s5 |     |   |
|   |   | 7/96- | L   |   | -ABS, G.Box:MA       | 17-0132      |     | 25 |    | 22   | 86,5  | 71,5 | 30 | 79 | 58,5 | 594 | s5 |     |   |
|   |   | 7/96- | R   |   | +ABS, G.Box:MA       | 17-0135      | 29  | 25 |    | 22   | 84    | 75   |    | 79 | 333  | 865 | s6 |     |   |
|   |   | 7/96- | R   |   | -ABS, G.Box:MA       | 17-0133      |     | 25 |    | 22   | 86,5  | 71,5 |    | 79 | 333  | 865 | s6 |     |   |
| 1.6 16v (80 kW) Eng. NFU(TU5JP4)                |    | 00-   |   | ●   | +ABS                 | 13-0509      |     |    |    | 34,9 | 84    | 119  |    |    |      |     |    |     |   |
|   |   | 00-   |   | ●   | +ABS                 | 15-1558      | 29  | 25 | 34 | 58,5 | 86    | 46,5 |    |    |      |     |    | 11a | 2 |
|   |   | 00-08 | L   |   | +ABS, M/T, G.Box:BE4 | 17-0805      | 48  | 25 | 24 |      | 88    |      |    | 79 | 62   | 584 | s3 |     |   |
|   |   | 00-08 | R   |   | +ABS, M/T, G.Box:BE4 | 17-0806      | 48  | 25 | 24 |      | 88    |      |    | 79 | 350  | 875 | s4 |     |   |
| 1.6 HDi (55 kW) Eng. 9HW(DV6ETED/ DV6B)         |    | 05-   |   | ●   | +ABS                 | 13-0504      |     |    |    | 34,9 | 84    | 119  |    |    |      |     |    |     |   |
|   |   | 05-   |   | ●   | +ABS                 | 15-1585      | 48  | 25 | 34 | 58,5 | 86    | 46,5 |    |    |      |     |    | 11a | 2 |
|   |   | 05-08 | L   |   | +ABS, M/T, G.Box:BE4 | 17-0805      | 48  | 25 | 24 |      | 88    |      |    | 79 | 62   | 584 | s3 |     |   |
|   |   | 05-08 | R   |   | +ABS, M/T, G.Box:BE4 | 17-0806      | 48  | 25 | 24 |      | 88    |      |    | 79 | 350  | 875 | s4 |     |   |
| 1.6 HDi (66 kW) Eng. 9HX(DV6ATED4)              |    | 05-   |   | ●   | +ABS                 | 13-0504      |     |    |    | 34,9 | 84    | 119  |    |    |      |     |    |     |   |
|   |   | 05-   |   | ●   | +ABS                 | 15-1585      | 48  | 25 | 34 | 58,5 | 86    | 46,5 |    |    |      |     |    | 11a | 2 |
|   |   | 05-05 | L   |   | +ABS, M/T, G.Box:BE4 | 17-0805      | 48  | 25 | 24 |      | 88    |      |    | 79 | 62   | 584 | s3 |     |   |
|   |   | 05-05 | R   |   | +ABS, M/T, G.Box:BE4 | 17-0806      | 48  | 25 | 24 |      | 88    |      |    | 79 | 350  | 875 | s4 |     |   |
| 1.6 HDi (80 kW) Eng. 9HZ(DV6TED4)               |   | 05-08 | L   |   | +ABS, M/T, G.Box:BE4 | 17-0805      | 48  | 25 | 24 |      | 88    |      |    | 79 | 62   | 584 | s3 |     |   |
|   |   | 05-08 | R   |   | +ABS, M/T, G.Box:BE4 | 17-0806      | 48  | 25 | 24 |      | 88    |      |    | 79 | 350  | 875 | s4 |     |   |
| 1.8 D (43 kW) Eng. A9A(XUD7)                    |  | 98-   |   | ●   | +ABS                 | 13-0308      |     |    |    | 31   | 75    | 115  |    |    |      |     |    |     |   |
|   |   | 98-   |   | ●   | +ABS                 | 15-1446      | 29  | 25 | 34 | 58,5 | 87,75 | 46   |    |    |      |     |    | 11a | 2 |
|   |   | 98-   | L   |   | +ABS, G.Box:BE3      | 17-0522      | 29  | 25 |    |      | 90    |      |    | 80 |      | 596 | s5 |     |   |
|   |   | 98-   | L   |   | -ABS, G.Box:BE3      | 17-0524      |     | 25 |    |      | 90    |      |    | 80 |      | 596 | s5 |     |   |
|   |   | 98-   | R   |   | +ABS, G.Box:BE3      | 17-0523      | 29  | 25 |    |      | 90    |      |    | 80 |      | 876 | s6 |     |   |
|   |   | 98-   | R   |   | -ABS, G.Box:BE3      | 17-0525      |     | 25 |    |      | 90    |      |    | 80 |      | 876 | s6 |     |   |



















































| <b>Berlingo II '08-</b>                                |   |  | L/R |  |  | NOTE               | METELLI ref.   | ABS | A  | B    | C    | D    | E   | F  | H  | I   | L  | M | Fig |   |
|--|---|---|-----|---|--|--------------------|----------------|-----|----|------|------|------|-----|----|----|-----|----|---|-----|---|
| 1.6 16v (88 kW) Eng. 5FS(EP6C)                         |    | 09-   |     | ●   |  | G.Box:BE4R/ MC     | <b>13-0511</b> |     |    |      | 34,9 | 84   | 119 |    |    |     |    |   |     |   |
|  |    | 09-   |     | ●   |  | G.Box:BE4R/ MC     | <b>15-1675</b> | 25  | 34 | 58,5 | 86   | 46,5 |     |    |    |     |    |   | 11a | 2 |
| 1.6 HDi (55 kW)<br>Eng. 9HN/9HW(DV6ETED)/9HT(DV6BTED4) |    | 08-   |     | ●   |  | G.Box:BE4R/ MC     | <b>13-0511</b> |     |    |      | 34,9 | 84   | 119 |    |    |     |    |   |     |   |
|  |    | 08-   |     | ●   |  | G.Box:BE4R         | <b>15-1675</b> | 25  | 34 | 58,5 | 86   | 46,5 |     |    |    |     |    |   | 11a | 2 |
| 1.6 HDi (66-68 kW)<br>Eng. 9HP(DV6DTE4)/9HX(DV6ATED4)  |    | 08-   |     | ●   |  | G.Box:BE4R/ MC     | <b>13-0511</b> |     |    |      | 34,9 | 84   | 119 |    |    |     |    |   |     |   |
|  |    | 08-   |     | ●   |  | G.Box:BE4R/ MC     | <b>15-1675</b> | 25  | 34 | 58,5 | 86   | 46,5 |     |    |    |     |    |   | 11a | 2 |
| 1.6 HDi (81 kW) Eng. 9HZ(DV6TED4)/9HR(DV6C)            |    | 08-   |     | ●   |  | G.Box:BE4R         | <b>13-0511</b> |     |    |      | 34,9 | 84   | 119 |    |    |     |    |   |     |   |
|  |    | 08-   |     | ●   |  | G.Box:BE4R/ MC     | <b>15-1675</b> | 25  | 34 | 58,5 | 86   | 46,5 |     |    |    |     |    |   | 11a | 2 |
| <b>Bx (XB) '82-'94</b>                                 |   |  | L/R |  |  | NOTE               | METELLI ref.   | ABS | A  | B    | C    | D    | E   | F  | H  | I   | L  | M | Fig |   |
| 1.1 (42 kW) Eng. A-XY 6C                               |    | 86-92   |     | ●   |  | G.Box:MA           | <b>13-0019</b> |     |    |      | 20   | 80   | 107 |    |    |     |    |   |     |   |
|  |    | 86-92   |     | ●   |  | G.Box:MA           | <b>15-1015</b> | 25  | 22 | 55,3 | 84   | 46   |     |    |    |     |    |   | 11a | 2 |
| 1.4 E (49 kW) Eng. 150F                                |    | 85-93   |     | ●   |  | Ch 4206-, G.Box:MA | <b>13-0019</b> |     |    |      | 20   | 80   | 107 |    |    |     |    |   |     |   |
|  |    | 85-93   |     | ●   |  | Ch 4206-, G.Box:MA | <b>15-1015</b> | 25  | 22 | 55,3 | 84   | 46   |     |    |    |     |    |   | 11a | 2 |
| 1.4 E, Break (52-53-59 kW) Eng. 150C                   |    | 83-93   |     | ●   |  | Ch 4206-, G.Box:MA | <b>13-0019</b> |     |    |      | 20   | 80   | 107 |    |    |     |    |   |     |   |
|  |    | 83-93   |     | ●   |  | Ch 4206-, G.Box:MA | <b>15-1015</b> | 25  | 22 | 55,3 | 84   | 46   |     |    |    |     |    |   | 11a | 2 |
| 1.4, Break (47 kW) Eng. K1H(TU3A)                      |    | 1/89-12/89  |     | ●   |  | Ch 4206-, G.Box:MA | <b>13-0019</b> |     |    |      | 20   | 80   | 107 |    |    |     |    |   |     |   |
|  |    | 1/89-12/89  |     | ●   |  | Ch 4206-, G.Box:MA | <b>15-1015</b> | 25  | 22 | 55,3 | 84   | 46   |     |    |    |     |    |   | 11a | 2 |
| 1.4, Break (55 kW) Eng. KDY(TU3M)/<br>KDZ(TU3M-Z)      |    | 89-93   |     | ●   |  | Ch 4206-, G.Box:MA | <b>13-0019</b> |     |    |      | 20   | 80   | 107 |    |    |     |    |   |     |   |
|  |   | 89-93   |     | ●   |  | Ch 4206-, G.Box:MA | <b>15-1015</b> | 25  | 22 | 55,3 | 84   | 46   |     |    |    |     |    |   | 11a | 2 |
| 1.6 (58 kW) Eng. B1A(XU51C-K)                          |  | 87-93   |     | ●   |  | G.Box:BE1/3        | <b>13-0019</b> |     |    |      | 20   | 80   | 107 |    |    |     |    |   |     |   |
|  |  | 87-93   |     | ●   |  | G.Box:BE1/3        | <b>15-1015</b> | 25  | 22 | 55,3 | 84   | 46   |     |    |    |     |    |   | 11a | 2 |
|  |  | 87-93   | L   |   |  | G.Box:BE1/3        | <b>17-0023</b> | 25  |    | 24   | 84   | 81   | 33  | 80 | 70 | 591 | s5 |   |     |   |
|  |  | 87-93   | R   |   |  | G.Box:BE1/3        | <b>17-0024</b> | 25  |    |      | 84   |      |     | 80 |    | 867 | s6 |   |     |   |
| 1.6 (68 kW) Eng. XU52C                                 |  | 9/82-92   |     | ●   |  | G.Box:BE1/3        | <b>13-0019</b> |     |    |      | 20   | 80   | 107 |    |    |     |    |   |     |   |
|  |  | 9/82-92   |     | ●   |  | G.Box:BE1/3        | <b>15-1015</b> | 25  | 22 | 55,3 | 84   | 46   |     |    |    |     |    |   | 11a | 2 |
|  |  | 9/82-92   | L   |   |  | G.Box:BE1/3        | <b>17-0023</b> | 25  |    | 24   | 84   | 81   | 33  | 80 | 70 | 591 | s5 |   |     |   |
|  |  | 9/82-92   | R   |   |  | G.Box:BE1/3        | <b>17-0024</b> | 25  |    |      | 84   |      |     | 80 |    | 867 | s6 |   |     |   |
| 1.6 E, Break (65 kW) Eng. BDY(XU5M)/ BDZ               |  | 89-93   |     | ●   |  | G.Box:BE1/3        | <b>13-0019</b> |     |    |      | 20   | 80   | 107 |    |    |     |    |   |     |   |
|  |  | 89-93   |     | ●   |  | G.Box:BE1/3        | <b>15-1015</b> | 25  | 22 | 55,3 | 84   | 46   |     |    |    |     |    |   | 11a | 2 |
|  |  | 89-93   | L   |   |  | G.Box:BE1/3        | <b>17-0023</b> | 25  |    | 24   | 84   | 81   | 33  | 80 | 70 | 591 | s5 |   |     |   |
|  |  | 89-93   | R   |   |  | G.Box:BE1/3        | <b>17-0024</b> | 25  |    |      | 84   |      |     | 80 |    | 867 | s6 |   |     |   |













































| Bx (XB) '82-'94  |    | L/R     |  |  | NOTE                   | METELLI ref.           | ABS     | A  | B  | C    | D  | E   | F  | H  | I   | L   | M   | Fig |     |   |
|--|---|---------|---|---|------------------------|------------------------|---------|----|----|------|----|-----|----|----|-----|-----|-----|-----|-----|---|
| 1.6, Break (53-59 kW) Eng. B1E(XU51C)                    |    | 87-94   |   | ●   | G.Box:BE1/3            | 13-0019                |         |    |    | 20   | 80 | 107 |    |    |     |     |     |     |     |   |
|  |    | 87-94   |   | ●   | G.Box:BE1/3            | 15-1015                |         | 25 | 22 | 55,3 | 84 | 46  |    |    |     |     |     | 11a | 2   |   |
|  |    | 87-94   | L   |   |                        | G.Box:BE1/3            | 17-0023 |    | 25 |      | 24 | 84  | 81 | 33 | 80  | 70  | 591 | s5  |     |   |
|  |   | 87-94   | R   |   |                        | G.Box:BE1/3            | 17-0024 |    | 25 |      |    | 84  |    |    | 80  |     | 867 | s6  |     |   |
| 1.6, Break (55 kW) Eng. BAY/ BAZ(XU5CP)                  |    | 88-94   |   | ●   | G.Box:BE1/3            | 13-0019                |         |    |    | 20   | 80 | 107 |    |    |     |     |     |     |     |   |
|  |    | 88-94   |   | ●   | G.Box:BE1/3            | 15-1015                |         | 25 | 22 | 55,3 | 84 | 46  |    |    |     |     |     | 11a | 2   |   |
|  |    | 88-94   | L   |   |                        | G.Box:BE1/3            | 17-0023 |    | 25 |      | 24 | 84  | 81 | 33 | 80  | 70  | 591 | s5  |     |   |
|  |   | 88-94   | R   |   |                        | G.Box:BE1/3            | 17-0024 |    | 25 |      |    | 84  |    |    | 80  |     | 867 | s6  |     |   |
| 1.6, Break (64 kW) Eng. 171D                             |    | 85-94   |   | ●   | G.Box:BE1/3            | 13-0019                |         |    |    | 20   | 80 | 107 |    |    |     |     |     |     |     |   |
|  |    | 85-94   |   | ●   | G.Box:BE1/3            | 15-1015                |         | 25 | 22 | 55,3 | 84 | 46  |    |    |     |     |     | 11a | 2   |   |
|  |    | 85-94   | L   |   |                        | G.Box:BE1/3            | 17-0023 |    | 25 |      | 24 | 84  | 81 | 33 | 80  | 70  | 591 | s5  |     |   |
|  |   | 85-94   | R   |   |                        | G.Box:BE1/3            | 17-0024 |    | 25 |      |    | 84  |    |    | 80  |     | 867 | s6  |     |   |
| 1.6, Break (66 kW) Eng. 171A/ B/ C                       |    | 9/82-94 |   | ●   | G.Box:BE1/3            | 13-0019                |         |    |    | 20   | 80 | 107 |    |    |     |     |     |     |     |   |
|  |    | 9/82-94 |   | ●   | G.Box:BE1/3            | 15-1015                |         | 25 | 22 | 55,3 | 84 | 46  |    |    |     |     |     | 11a | 2   |   |
|  |    | 9/82-94 | L   |   |                        | G.Box:BE1/3            | 17-0023 |    | 25 |      | 24 | 84  | 81 | 33 | 80  | 70  | 591 | s5  |     |   |
|  |   | 9/82-94 | R   |   |                        | G.Box:BE1/3            | 17-0024 |    | 25 |      |    | 84  |    |    | 80  |     | 867 | s6  |     |   |
| 1.6, Break (76 kW) Eng. 180Z                             |    | 86-94   |   | ●   | G.Box:BE1/3            | 13-0019                |         |    |    | 20   | 80 | 107 |    |    |     |     |     |     |     |   |
|  |    | 86-94   |   | ●   | G.Box:BE1/3            | 15-1015                |         | 25 | 22 | 55,3 | 84 | 46  |    |    |     |     |     | 11a | 2   |   |
|  |    | 86-94   | L   |   |                        | G.Box:BE1/3            | 17-0023 |    | 25 |      | 24 | 84  | 81 | 33 | 80  | 70  | 591 | s5  |     |   |
|  |   | 86-94   | R   |   |                        | G.Box:BE1/3            | 17-0024 |    | 25 |      |    | 84  |    |    | 80  |     | 867 | s6  |     |   |
| 1.8 D (44 kW) Eng. 161A(XUD7)                            |  | 85-93   |   | ●   | G.Box:BE1/3            | 13-0019                |         |    |    | 20   | 80 | 107 |    |    |     |     |     |     |     |   |
|  |   | 85-93   |   | ●   | +ABS, ABS:Bendix       | 13-0146                |         |    |    | 23   | 88 | 101 |    |    |     |     |     |     |     |   |
|  |  | 85-93   |   | ●   | G.Box:BE1/3            | 15-1015                |         | 25 | 22 | 55,3 | 84 | 46  |    |    |     |     |     |     | 11a | 2 |
|  |   | 85-93   |   | ●   | +ABS, ABS:Bendix       | 15-1206                | 90      | 25 | 23 | 55,3 | 87 | 46  |    |    |     |     |     |     | 11a | 2 |
|  |  | 85-93   | L   |   |                        | G.Box:BE1/3            | 17-0023 |    | 25 |      | 24 | 84  | 81 | 33 | 80  | 70  | 591 | s5  |     |   |
|  |   | 85-93   | R   |   |                        | G.Box:BE1/3            | 17-0024 |    | 25 |      |    | 84  |    |    | 80  |     | 867 | s6  |     |   |
| 1.8 TR D T., Break (66 kW) Eng. AJZ(XUD7TE)/ A8A(XUD7TE) |  | 88-94   |   | ●   | +/-ABS, ABS:Bendix     | 13-0146                |         |    |    | 23   | 88 | 101 |    |    |     |     |     |     |     |   |
|  |   | 88-94   |   | ●   | +ABS, ABS:Bendix       | 15-1206                | 90      | 25 | 23 | 55,3 | 87 | 46  |    |    |     |     |     |     | 11a | 2 |
|  |   | 88-94   |   | ●   | -ABS                   | 15-1177                |         | 25 | 23 | 55,3 | 90 | 46  |    |    |     |     |     |     | 11a | 2 |
|  |  | 88-94   | L   |   |                        | +ABS, M/T, G.Box:BE1/3 | 17-0136 | 29 | 25 |      |    | 88  |    |    | 80  | 70  | 593 | s5  |     |   |
|  |   | 88-94   | L   |   |                        | -ABS, M/T, G.Box:BE1/3 | 17-0078 |    | 25 |      | 24 | 90  | 79 |    | 80  | 70  | 585 | s16 |     |   |
|  |   | 88-94   | R   |   |                        | +ABS, M/T, G.Box:BE1/3 | 17-0137 | 29 | 25 |      | 24 | 88  | 81 | 33 | 80  | 350 | 867 | s6  |     |   |
|  | 88-94   | R       |   |   | -ABS, M/T, G.Box:BE1/3 | 17-0079                |         | 25 |    | 24   | 90 | 81  | 33 | 80 | 350 | 867 | s6  |     |     |   |

| Bx (XB) '82-'94                               |    | L/R     |  |  | NOTE                   | METELLI ref.           | ABS     | A  | B  | C    | D  | E   | F  | H  | I   | L   | M   | Fig |   |
|---|---|---------|---|---|------------------------|------------------------|---------|----|----|------|----|-----|----|----|-----|-----|-----|-----|---|
| 1.9 D, Break (47 kW) Eng. D9A(XUD9)/162(XUD9) |    | 8/83-87 |   | ●   | G.Box:BE1/3            | 13-0019                |         |    |    | 20   | 80 | 107 |    |    |     |     |     |     |   |
|   |    | 8/83-87 |   | ●   | G.Box:BE1/3            | 15-1015                |         | 25 | 22 | 55,3 | 84 | 46  |    |    |     |     | 11a | 2   |   |
|   |    | 8/83-87 | L   |   |                        | G.Box:BE1/3            | 17-0023 |    | 25 |      | 24 | 84  | 81 | 33 | 80  | 70  | 591 | s5  |   |
|   |   | 8/83-87 | R   |   |                        | G.Box:BE1/3            | 17-0024 |    | 25 |      |    | 84  |    |    | 80  |     | 867 | s6  |   |
| 1.9 D, Break (51 kW) Eng. D9B(XUD9A-U)        |    | 87-94   |   | ●   | G.Box:BE1/3            | 13-0019                |         |    |    | 20   | 80 | 107 |    |    |     |     |     |     |   |
|   |    | 87-94   |   | ●   | G.Box:BE1/3            | 15-1015                |         | 25 | 22 | 55,3 | 84 | 46  |    |    |     |     | 11a | 2   |   |
|   |    | 87-94   | L   |   |                        | G.Box:BE1/3            | 17-0023 |    | 25 |      | 24 | 84  | 81 | 33 | 80  | 70  | 591 | s5  |   |
|   |   | 87-94   | R   |   |                        | G.Box:BE1/3            | 17-0024 |    | 25 |      |    | 84  |    |    | 80  |     | 867 | s6  |   |
| 1.9 GTi (90 kW) Eng. D6A(XU9J2)               |    | 86-93   |   | ●   | +/-ABS, ABS:Bendix     | 13-0146                |         |    |    | 23   | 88 | 101 |    |    |     |     |     |     |   |
|   |    | 86-93   |   | ●   | +ABS, ABS:Bendix       | 15-1206                | 90      | 25 | 23 | 55,3 | 87 | 46  |    |    |     |     | 11a | 2   |   |
|   |   | 86-93   |   | ●   | -ABS                   | 15-1177                |         | 25 | 23 | 55,3 | 90 | 46  |    |    |     |     |     | 11a | 2 |
|   |    | 86-93   | L   |   |                        | +ABS, M/T, G.Box:BE1/3 | 17-0136 | 29 | 25 |      |    | 88  |    |    | 80  | 70  | 593 | s5  |   |
|   |   | 86-93   | L   |   |                        | -ABS, M/T, G.Box:BE1/3 | 17-0078 |    | 25 |      | 24 | 90  | 79 |    | 80  | 70  | 585 | s16 |   |
|   |   | 86-93   | R   |   |                        | +ABS, M/T, G.Box:BE1/3 | 17-0137 | 29 | 25 |      | 24 | 88  | 81 | 33 | 80  | 350 | 867 | s6  |   |
| 86-93   |   | R       |   |   | -ABS, M/T, G.Box:BE1/3 | 17-0079                |         | 25 |    | 24   | 90 | 81  | 33 | 80 | 350 | 867 | s6  |     |   |
| 1.9 GTi 16v (108 kW) Eng. DFW(XU9J4)          |    | 88-93   |   | ●   | +/-ABS, ABS:Bendix     | 13-0146                |         |    |    | 23   | 88 | 101 |    |    |     |     |     |     |   |
|   |    | 88-93   |   | ●   | +ABS, ABS:Bendix       | 15-1206                | 90      | 25 | 23 | 55,3 | 87 | 46  |    |    |     |     | 11a | 2   |   |
|   |   | 88-93   |   | ●   | -ABS                   | 15-1177                |         | 25 | 23 | 55,3 | 90 | 46  |    |    |     |     |     | 11a | 2 |
|   |   | 88-93   | L   |   |                        | +ABS, M/T, G.Box:BE1/3 | 17-0136 | 29 | 25 |      |    | 88  |    |    | 80  | 70  | 593 | s5  |   |
|   |   | 88-93   | L   |   |                        | -ABS, M/T, G.Box:BE1/3 | 17-0078 |    | 25 |      | 24 | 90  | 79 |    | 80  | 70  | 585 | s16 |   |
|   |   | 88-93   | R   |   |                        | +ABS, M/T, G.Box:BE1/3 | 17-0137 | 29 | 25 |      | 24 | 88  | 81 | 33 | 80  | 350 | 867 | s6  |   |
| 88-93   |   | R       |   |   | -ABS, M/T, G.Box:BE1/3 | 17-0079                |         | 25 |    | 24   | 90 | 81  | 33 | 80 | 350 | 867 | s6  |     |   |
| 1.9 GTi 16v (116 kW) Eng. D6C(XU9J4)          |  | 7/87-88 |   | ●   | +/-ABS, ABS:Bendix     | 13-0146                |         |    |    | 23   | 88 | 101 |    |    |     |     |     |     |   |
|   |  | 7/87-88 |   | ●   | +ABS, ABS:Bendix       | 15-1206                | 90      | 25 | 23 | 55,3 | 87 | 46  |    |    |     |     | 11a | 2   |   |
|   |   | 7/87-88 |   | ●   | -ABS                   | 15-1177                |         | 25 | 23 | 55,3 | 90 | 46  |    |    |     |     |     | 11a | 2 |
|   |  | 7/87-88 | L   |   |                        | +ABS, M/T, G.Box:BE1/3 | 17-0136 | 29 | 25 |      |    | 88  |    |    | 80  | 70  | 593 | s5  |   |
|   |   | 7/87-88 | L   |   |                        | -ABS, M/T, G.Box:BE1/3 | 17-0078 |    | 25 |      | 24 | 90  | 79 |    | 80  | 70  | 585 | s16 |   |
|   |   | 7/87-88 | R   |   |                        | +ABS, M/T, G.Box:BE1/3 | 17-0137 | 29 | 25 |      | 24 | 88  | 81 | 33 | 80  | 350 | 867 | s6  |   |
| 7/87-88                                       |   | R       |   |   | -ABS, M/T, G.Box:BE1/3 | 17-0079                |         | 25 |    | 24   | 90 | 81  | 33 | 80 | 350 | 867 | s6  |     |   |

| <b>Bx (XB) '82-'94</b>                      |   |  | L/R |  |  | NOTE               | METELLI ref.           | ABS     | A  | B  | C     | D    | E    | F  | H    | I    | L   | M   | Fig |   |
|---|---|---|-----|---|---|--------------------|------------------------|---------|----|----|-------|------|------|----|------|------|-----|-----|-----|---|
| 1.9 GTi, 4WD, Break (88 kW) Eng. DKZ(XU9JA) |    | 88-94   |     | ●   |   | +/-ABS, ABS:Bendix | 13-0146                |         |    |    | 23    | 88   | 101  |    |      |      |     |     |     |   |
|   |    | 88-94   |     | ●   |   | +ABS, ABS:Bendix   | 15-1206                | 90      | 25 | 23 | 55,3  | 87   | 46   |    |      |      |     | 11a | 2   |   |
|   |   | 88-94   |     | ●   |   |                    | -ABS                   | 15-1177 |    | 25 | 23    | 55,3 | 90   | 46 |      |      |     |     | 11a | 2 |
|   |    | 88-94   | L   |   |   |                    | +ABS, M/T, G.Box:BE1/3 | 17-0136 | 29 | 25 |       |      | 88   |    |      | 80   | 70  | 593 | s5  |   |
|   |   | 88-94   | L   |   |   |                    | -ABS, M/T, G.Box:BE1/3 | 17-0078 |    | 25 |       | 24   | 90   | 79 |      | 80   | 70  | 585 | s16 |   |
|   |   | 88-94   | R   |   |   |                    | +ABS, M/T, G.Box:BE1/3 | 17-0137 | 29 | 25 |       | 24   | 88   | 81 | 33   | 80   | 350 | 867 | s6  |   |
|   |   | 88-94   | R   |   |   |                    | -ABS, M/T, G.Box:BE1/3 | 17-0079 |    | 25 |       | 24   | 90   | 81 | 33   | 80   | 350 | 867 | s6  |   |
| 1.9, Break (70 kW) Eng. D2C(XU92C)          |    | 86-89   |     | ●   |   | G.Box:BE1/3        | 13-0019                |         |    |    | 20    | 80   | 107  |    |      |      |     |     |     |   |
|   |    | 86-89   |     | ●   |   | G.Box:BE1/3        | 15-1015                |         | 25 | 22 | 55,3  | 84   | 46   |    |      |      |     | 11a | 2   |   |
| 1.9, Break (75-77 kW) Eng. D2A(XU92C)       |    | 86-94   |     | ●   |   | G.Box:BE1/3        | 13-0019                |         |    |    | 20    | 80   | 107  |    |      |      |     |     |     |   |
|   |    | 86-94   |     | ●   |   | G.Box:BE1/3        | 15-1015                |         | 25 | 22 | 55,3  | 84   | 46   |    |      |      |     | 11a | 2   |   |
| <b>C1 (PM, PN) '05-</b>                     |   |  | L/R |  |  | NOTE               | METELLI ref.           | ABS     | A  | B  | C     | D    | E    | F  | H    | I    | L   | M   | Fig |   |
| 1.0 (50 kW) Eng. 1KR-FE                     |    | 05-   |     | ●   |   |                    | 15-1528                |         | 24 | 19 | 49,5  | 70,1 | 56   |    |      |      |     |     | 5a  | 1 |
|   |    | 05-   | L   |   |   | M/T                | 17-0920                |         | 24 |    | 23    | 70,2 | 70,3 |    | 90,7 | 60,3 | 650 | s3  |     |   |
|   |   | 05-   | R   |   |   | M/T                | 17-0921                |         | 24 |    | 23    | 70,2 | 70,3 |    | 90,7 | 60,3 | 840 | s3  |     |   |
| 1.4 HDi (40 kW) Eng. DV4D                   |    | 05-   |     | ●   |   |                    | 15-1515                |         | 24 | 20 | 49,5  | 73   | 55   |    |      |      |     |     | 5a  | 1 |
|   |    | 05-   | L   |   |   | M/T                | 17-0857                |         | 24 | 23 |       | 73   | 70,3 |    | 90,8 | 60   | 593 | s3  |     |   |
|   |   | 05-   | R   |   |   | M/T                | 17-0858                |         | 24 | 23 |       | 73   | 70,3 |    | 90,8 | 60   | 897 | s3  |     |   |
| <b>C2 (JM) '03-</b>                         |   |  | L/R |  |  | NOTE               | METELLI ref.           | ABS     | A  | B  | C     | D    | E    | F  | H    | I    | L   | M   | Fig |   |
| 1.1 (44 kW) Eng. HFX(TU1JP)                 |  | 03-   |     | ●   |   |                    | 13-0383                |         |    |    | 17    | 68   | 100  |    |      |      |     |     |     |   |
|   |  | 03-   |     | ●   |   |                    | 15-1561                |         | 21 | 20 | 48,7  | 72,4 | 52   |    |      |      |     |     | 4a  | 1 |
|   |  | 03-   | L   |   |   |                    | -ABS, G.Box:MA         | 17-0415 |    | 21 |       | 21   | 79   |    |      | 86   |     | 652 | s5  |   |
|   |   | 03-   | R   |   |   |                    | -ABS, G.Box:MA         | 17-0416 |    | 21 |       | 21   | 79   |    |      | 86   |     | 841 | s5  |   |
| 1.4 (54 kW) Eng. KFV(TU3JP)                 |  | 03-   | L   | ●   |   |                    | 13-0281                |         |    |    | 20    | 68   | 100  |    |      |      |     |     |     |   |
|   |   | 03-   | R   | ●   |   |                    | 13-0505                |         |    |    | 29,5  | 72,5 | 112  |    |      |      |     |     |     |   |
|   |   | 06-   |     | ●   |   |                    | 13-0383                |         |    |    | 17    | 68   | 100  |    |      |      |     |     |     |   |
|   |  | 03-   | L   | ●   |   |                    | 15-1407                |         | 21 | 21 | 48,75 | 75,6 | 52   |    |      |      |     |     | 4a  | 2 |
|   |   | 03-   | R   | ●   |   |                    | 15-1646                |         | 21 | 21 | 48,75 | 75,6 | 52   |    |      |      |     |     | 4a  | 2 |
|   |   | 06-   |     | ●   |   |                    | 15-1561                |         | 21 | 20 | 48,7  | 72,4 | 52   |    |      |      |     |     | 4a  | 1 |
|   |  | 03-   | L   |   |   |                    | -ABS, G.Box:MA         | 17-0415 |    | 21 |       | 21   | 79   |    |      | 86   |     | 652 | s5  |   |
|   |   | 03-   | R   |   |   |                    | -ABS, G.Box:MA         | 17-0416 |    | 21 |       | 21   | 79   |    |      | 86   |     | 841 | s5  |   |



































| C2 (JM) '03-                      |   |    | L/R |    |    | NOTE           | METELLI ref. | ABS     | A  | B  | C     | D    | E    | F   | H  | I  | L    | M   | Fig |    |   |
|-----------------------------------|---|---|-----|---|--|----------------|--------------|---------|----|----|-------|------|------|-----|----|----|------|-----|-----|----|---|
| 1.4 16v (65 kW) Eng. KFU(ET3J4)   |    | 06-   |     | •   |  |                | 13-0383      |         |    |    | 17    | 68   | 100  |     |    |    |      |     |     |    |   |
|                                   |    | 06-   |     | •   |  |                | 15-1561      |         | 21 | 20 | 48,7  | 72,4 | 52   |     |    |    |      |     | 4a  | 1  |   |
|                                   |    | 06-   | L   |   |  | M/T            |              | 17-0811 |    | 21 | 22    |      | 79   |     |    | 86 | 58,5 | 642 | s3  |    |   |
|                                   |   | 06-   | R   |   |  | M/T            |              | 17-0416 |    | 21 |       | 21   | 79   |     |    | 86 |      | 841 | s5  |    |   |
| 1.4 HDi (50 kW) Eng. 8HX(DV4TD)   |    | 03-   |     | •   | Ch 09801-  |                | 13-0421      |         |    |    | 22    | 72   | 127  |     |    |    |      |     |     |    |   |
|                                   |   | 03-   | L   | •   | Ch -09800  |                | 13-0281      |         |    |    | 20    | 68   | 100  |     |    |    |      |     |     |    |   |
|                                   |   | 03-   | R   | •   | Ch -09800  |                | 13-0505      |         |    |    | 29,5  | 72,5 | 112  |     |    |    |      |     |     |    |   |
|                                   |    | 03-   |     | •   | Ch 09801-  |                | 15-1638      |         | 21 | 21 | 48,5  | 75,1 | 51,5 |     |    |    |      |     |     | 4a | 2 |
|                                   |   | 03-   | L   | •   | Ch -09800  |                | 15-1407      |         | 21 | 21 | 48,75 | 75,6 | 52   |     |    |    |      |     |     | 4a | 2 |
|                                   |   | 03-   | R   | •   | Ch -09800  |                | 15-1646      |         | 21 | 21 | 48,75 | 75,6 | 52   |     |    |    |      |     |     | 4a | 2 |
|                                   |    | 03-   | L   |   |  | Ch -09800      |              | 17-0708 |    | 21 |       | 22   | 75   | 72  |    | 86 | 58,5 | 637 |     |    |   |
|                                   |   | 03-   | R   |   |  | Ch -09800      |              | 17-0709 |    | 21 |       | 22   | 75   | 72  |    | 86 | 96   | 852 |     |    |   |
| 9/03-                             |   | L   |     |   | M/T, G. Box:MA68   |                | 17-0951      |         | 21 |    | 22    | 75   | -    | -   | 86 | 65 | 641  |     |     |    |   |
|                                   | 9/03-   | R   |     |   | M/T, G.Box:MA68  |                | 17-0952      |         | 21 |    | 22    | 75   | -    | -   | 86 | 93 | 847  |     |     |    |   |
| 1.6 16v (80 kW) Eng. NFU(TU5JP4)  |    | 03-   | L   | •   |  |                | 13-0382      |         |    |    | 22    | 76   | 113  |     |    |    |      |     |     |    |   |
|                                   |   | 03-   | R   | •   |  |                |              | 13-0429 |    |    |       | 28   | 74   | 115 |    |    |      |     |     |    |   |
|                                   |    | 03-   | L   | •   |  |                |              | 15-1560 |    | 21 | 22    | 48,6 | 79,2 | 52  |    |    |      |     |     | 4a | 2 |
|                                   |   | 03-   | R   | •   |  |                |              | 15-1649 |    | 21 | 22    | 48,6 | 79,2 | 52  |    |    |      |     |     | 4a | 2 |
|                                   |    | 03-   | L   |   |  | M/T            |              | 17-0811 |    | 21 | 22    |      | 79   |     |    | 86 | 58,5 | 642 | s3  |    |   |
|                                   |   | 03-   | R   |   |  | M/T            |              | 17-0416 |    | 21 |       | 21   | 79   |     |    | 86 |      | 841 | s5  |    |   |
| 1.6 HDi (80 kW) Eng. 9HZ(DV6TED4) |    | 05-   |     | •   |  |                | 13-0518      |         |    |    | 34,9  | 84   | 119  |     |    |    |      |     |     |    |   |
|                                   |   | 05-   |     | •   |  |                | 15-1729      |         | 21 | 34 | 48,1  | 85,9 | 50,4 |     |    |    |      |     | 4a  | 2  |   |
| 1.6 VTS (90 kW) Eng. NFS(TU5JP4S) |  | 06-   |     | •   | +/-ABS   |                | 13-0344      |         |    |    | 22    | 72   | 97   |     |    |    |      |     |     |    |   |
|                                   |   | 06-   |     | •   | +/-ABS   |                | 15-1498      |         | 21 | 28 | 49    | 81   | 51   |     |    |    |      |     |     | 4a | 3 |
|                                   |  | 05-   | L   |   |  | M/T            |              | 17-0811 |    | 21 | 22    |      | 79   |     |    | 86 | 58,5 | 642 | s3  |    |   |
|                                   |   | 05-   | R   |   |  | M/T            |              | 17-0416 |    | 21 |       | 21   | 79   |     |    | 86 |      | 841 | s5  |    |   |
| <b>C3 I (FC) '02-'09</b>          |   |  | L/R |  |  | NOTE           | METELLI ref. | ABS     | A  | B  | C     | D    | E    | F   | H  | I  | L    | M   | Fig |    |   |
| 1.1 (44 kW) Eng. HFX(TU1JP)       |  | 2/02-   | L   | •   | G.Box:MA   |                | 13-0281      |         |    |    | 20    | 68   | 100  |     |    |    |      |     |     |    |   |
|                                   |   | 2/02-   | R   | •   | G.Box:MA   |                | 13-0505      |         |    |    | 29,5  | 72,5 | 112  |     |    |    |      |     |     |    |   |
|                                   |  | 2/02-   | L   | •   | G.Box:MA   |                | 15-1407      |         | 21 | 21 | 48,75 | 75,6 | 52   |     |    |    |      |     |     | 4a | 2 |
|                                   |   | 2/02-   | R   | •   | G.Box:MA   |                | 15-1646      |         | 21 | 21 | 48,75 | 75,6 | 52   |     |    |    |      |     |     | 4a | 2 |
|                                   |  | 2/02-   | L   |   |  | -ABS, G.Box:MA |              | 17-0415 |    | 21 |       | 21   | 79   |     |    | 86 |      | 652 | s5  |    |   |
|                                   |   | 2/02-   | R   |   |  | -ABS, G.Box:MA |              | 17-0416 |    | 21 |       | 21   | 79   |     |    | 86 |      | 841 | s5  |    |   |

| <b>C3 I (FC) '02-'09</b>          |   |  | L/R |  |  | NOTE      | METELLI ref.     | ABS     | A  | B     | C     | D    | E   | F   | H  | I   | L    | M   | Fig |    |  |
|-----------------------------------|---|---|-----|---|---|-----------|------------------|---------|----|-------|-------|------|-----|-----|----|-----|------|-----|-----|----|--|
| 1.4 (54 kW) Eng. KfV(TU3JP)       |    | 2/02-   | L   | ●   |   | G.Box:MA  | 13-0281          |         |    |       | 20    | 68   | 100 |     |    |     |      |     |     |    |  |
|                                   |   | 2/02-   | R   | ●   |   | G.Box:MA  | 13-0505          |         |    |       | 29,5  | 72,5 | 112 |     |    |     |      |     |     |    |  |
|                                   |    | 2/02-   | L   | ●   |   | G.Box:MA  | 15-1407          | 21      | 21 | 48,75 | 75,6  | 52   |     |     |    |     |      |     | 4a  | 2  |  |
|                                   |   | 2/02-   | R   | ●   |   | G.Box:MA  | 15-1646          | 21      | 21 | 48,75 | 75,6  | 52   |     |     |    |     |      |     | 4a  | 2  |  |
|                                   |    | 2/02-   | L   |   |   |           | -ABS, G.Box:MA   | 17-0415 | 21 |       | 21    | 79   |     |     |    | 86  |      | 652 |     | s5 |  |
|                                   |   | 2/02-   | R   |   |   |           | -ABS, G.Box:MA   | 17-0416 | 21 |       | 21    | 79   |     |     |    | 86  |      | 841 |     | s5 |  |
| 1.4 16v (65 kW) Eng. KfU(ET3J4)   |    | 03-   | L   | ●   |   | Ch -10828 | 13-0382          |         |    |       | 22    | 76   | 113 |     |    |     |      |     |     |    |  |
|                                   |   | 03-   | R   | ●   |   | Ch -10828 | 13-0429          |         |    |       | 28    | 74   | 115 |     |    |     |      |     |     |    |  |
|                                   |    | 03-   | L   | ●   |   | Ch -10828 | 15-1560          | 21      | 22 | 48,6  | 79,2  | 52   |     |     |    |     |      |     | 4a  | 2  |  |
|                                   |   | 03-   | R   | ●   |   | Ch -10828 | 15-1649          | 21      | 22 | 48,6  | 79,2  | 52   |     |     |    |     |      |     | 4a  | 2  |  |
|                                   |    | 03-   | L   |   |   |           | M/T              | 17-0811 | 21 | 22    |       | 79   |     |     |    | 86  | 58,5 | 642 |     | s3 |  |
|                                   |   | 03-   | R   |   |   |           | M/T              | 17-0416 | 21 |       | 21    | 79   |     |     |    | 86  |      | 841 |     | s5 |  |
| 1.4 HDi (50 kW) Eng. 8HX(DV4TD)   |    | 02-   | L   | ●   |   |           | 13-0281          |         |    |       | 20    | 68   | 100 |     |    |     |      |     |     |    |  |
|                                   |   | 02-   | R   | ●   |   |           | 13-0505          |         |    |       | 29,5  | 72,5 | 112 |     |    |     |      |     |     |    |  |
|                                   |    | 02-   | L   | ●   |   |           |                  | 15-1407 | 21 | 21    | 48,75 | 75,6 | 52  |     |    |     |      |     | 4a  | 2  |  |
|                                   |   | 02-   | R   | ●   |   |           |                  | 15-1646 | 21 | 21    | 48,75 | 75,6 | 52  |     |    |     |      |     | 4a  | 2  |  |
|                                   |    | 02-   | L   |   |   |           | G.Box:MA         | 17-0708 | 21 | 22    | 75    | 72   |     |     |    | 86  | 58,5 | 637 |     |    |  |
|                                   |   | 02-   | R   |   |   |           | G.Box:MA         | 17-0709 | 21 | 22    | 75    | 72   |     |     |    | 86  | 96   | 852 |     |    |  |
|                                   |   | 6/02-   | L   |   |   |           | A/T              | 17-0951 | 21 | 22    | 75    | -    | -   | 86  | 65 | 641 |      |     |     |    |  |
|                                   |   | 6/02-   | L   |   |   |           | M/T, G. Box:MA68 | 17-0951 | 21 | 22    | 75    | -    | -   | 86  | 65 | 641 |      |     |     |    |  |
|                                   |   | 6/02-   | R   |   |   |           | A/T              | 17-0952 | 21 | 22    | 75    | -    | -   | 86  | 93 | 847 |      |     |     |    |  |
| 6/02-                             | R   |   |     |   | M/T, G.Box:MA68   | 17-0952   | 21               | 22      | 75 | -     | -     | 86   | 93  | 847 |    |     |      |     |     |    |  |
| 1.4 HDi (66 kW) Eng. 8HY(DV4TED4) |  | 02-   | L   | ●   |   |           | 13-0382          |         |    |       | 22    | 76   | 113 |     |    |     |      |     |     |    |  |
|                                   |   | 02-   | R   | ●   |   |           | 13-0429          |         |    |       | 28    | 74   | 115 |     |    |     |      |     |     |    |  |
|                                   |  | 02-   | L   | ●   |   |           |                  | 15-1560 | 21 | 22    | 48,6  | 79,2 | 52  |     |    |     |      |     | 4a  | 2  |  |
|                                   |   | 02-   | R   | ●   |   |           |                  | 15-1649 | 21 | 22    | 48,6  | 79,2 | 52  |     |    |     |      |     | 4a  | 2  |  |
|                                   |  | 02-   | L   |   |   |           | G.Box:BE4R       | 17-0706 | 21 | 24    |       | 79   |     |     |    | 86  | 69   | 633 |     |    |  |
|                                   |   | 02-   | R   |   |   |           | G.Box:BE4R       | 17-0707 | 21 | 24    |       | 79   |     |     |    | 86  | 290  | 853 |     |    |  |
| 1.6 16v (80 kW) Eng. NFU(TU5JP4)  |  | 02-   | L   | ●   |   |           | 13-0382          |         |    |       | 22    | 76   | 113 |     |    |     |      |     |     |    |  |
|                                   |   | 02-   | R   | ●   |   |           | 13-0429          |         |    |       | 28    | 74   | 115 |     |    |     |      |     |     |    |  |
|                                   |  | 02-   | L   | ●   |   |           |                  | 15-1560 | 21 | 22    | 48,6  | 79,2 | 52  |     |    |     |      |     | 4a  | 2  |  |
|                                   |   | 02-   | R   | ●   |   |           |                  | 15-1649 | 21 | 22    | 48,6  | 79,2 | 52  |     |    |     |      |     | 4a  | 2  |  |
|                                   |  | 02-   | L   |   |   |           | M/T              | 17-0811 | 21 | 22    |       | 79   |     |     |    | 86  | 58,5 | 642 |     | s3 |  |
|                                   |   | 02-   | R   |   |   |           | M/T              | 17-0416 | 21 |       | 21    | 79   |     |     |    | 86  |      | 841 |     | s5 |  |



































| <b>C3 I (FC) '02-'09</b>              |   |    | L/R |    |    | NOTE   | METELLI ref.   | ABS            | A  | B  | C    | D    | E   | F   | H | I  | L   | M   | Fig |    |   |
|---------------------------------------|---|---|-----|---|--|--------|----------------|----------------|----|----|------|------|-----|-----|---|----|-----|-----|-----|----|---|
| 1.6 HDi (66 kW) Eng. 9HX(DV6ATED4)    |    | 05-   | L   | •   |  |        | <b>13-0382</b> |                |    |    | 22   | 76   | 113 |     |   |    |     |     |     |    |   |
|                                       |   | 05-   | R   | •   |  |        |                | <b>13-0429</b> |    |    |      | 28   | 74  | 115 |   |    |     |     |     |    |   |
|                                       |    | 05-   | L   | •   |  |        |                | <b>15-1560</b> | 21 | 22 | 48,6 | 79,2 | 52  |     |   |    |     |     |     | 4a | 2 |
|                                       |   | 05-   | R   | •   |  |        |                | <b>15-1649</b> | 21 | 22 | 48,6 | 79,2 | 52  |     |   |    |     |     |     | 4a | 2 |
|                                       |    | 02-   | L   |   |  |        |                | <b>17-0706</b> | 21 | 24 |      | 79   |     |     |   | 86 | 69  | 633 |     |    |   |
|                                       |   | 02-   | R   |   |  |        |                | <b>17-0707</b> | 21 | 24 |      | 79   |     |     |   | 86 | 290 | 853 |     |    |   |
| 1.6 HDi 16v (80 kW) Eng. 9HZ(DV6TED4) |    | 05-   | L   | •   |  |        | <b>13-0382</b> |                |    |    | 22   | 76   | 113 |     |   |    |     |     |     |    |   |
|                                       |   | 05-   | R   | •   |  |        |                | <b>13-0429</b> |    |    |      | 28   | 74  | 115 |   |    |     |     |     |    |   |
|                                       |    | 05-   | L   | •   |  |        |                | <b>15-1560</b> | 21 | 22 | 48,6 | 79,2 | 52  |     |   |    |     |     |     | 4a | 2 |
|                                       |   | 05-   | R   | •   |  |        |                | <b>15-1649</b> | 21 | 22 | 48,6 | 79,2 | 52  |     |   |    |     |     |     | 4a | 2 |
|                                       |    | 02-   | L   |   |  |        |                | <b>17-0706</b> | 21 | 24 |      | 79   |     |     |   | 86 | 69  | 633 |     |    |   |
|                                       |   | 02-   | R   |   |  |        |                | <b>17-0707</b> | 21 | 24 |      | 79   |     |     |   | 86 | 290 | 853 |     |    |   |
| <b>C3 I Pluriel (HB) '03-'09</b>      |   |    | L/R |    |    | NOTE   | METELLI ref.   | ABS            | A  | B  | C    | D    | E   | F   | H | I  | L   | M   | Fig |    |   |
| 1.4 (54 kW) Eng. KFV(TU3JP)           |    | 03-   |     | •   |  | +/-ABS | <b>13-0344</b> |                |    |    | 22   | 72   | 97  |     |   |    |     |     |     |    |   |
|                                       |   | 03-   |     | •   |  |        | +/-ABS         | <b>15-1498</b> | 21 | 28 | 49   | 81   | 51  |     |   |    |     |     |     | 4a | 3 |
| 1.4 HDi (50 kW) Eng. 8HX(DV4TD)       |    | 04-   | L   | •   |  |        | <b>13-0382</b> |                |    |    | 22   | 76   | 113 |     |   |    |     |     |     |    |   |
|                                       |   | 04-   | R   | •   |  |        |                | <b>13-0429</b> |    |    |      | 28   | 74  | 115 |   |    |     |     |     |    |   |
|                                       |    | 04-   | L   | •   |  |        |                | <b>15-1560</b> | 21 | 22 | 48,6 | 79,2 | 52  |     |   |    |     |     |     | 4a | 2 |
|                                       |   | 04-   | R   | •   |  |        |                | <b>15-1649</b> | 21 | 22 | 48,6 | 79,2 | 52  |     |   |    |     |     |     | 4a | 2 |
| 1.6 16v (80 kW) Eng. NFU(TU5JP4)      |    | 03-   | L   | •   |  |        | <b>13-0382</b> |                |    |    | 22   | 76   | 113 |     |   |    |     |     |     |    |   |
|                                       |   | 03-   | R   | •   |  |        |                | <b>13-0429</b> |    |    |      | 28   | 74  | 115 |   |    |     |     |     |    |   |
|                                       |  | 03-   | L   | •   |  |        |                | <b>15-1560</b> | 21 | 22 | 48,6 | 79,2 | 52  |     |   |    |     |     |     | 4a | 2 |
|                                       |   | 03-   | R   | •   |  |        |                | <b>15-1649</b> | 21 | 22 | 48,6 | 79,2 | 52  |     |   |    |     |     |     | 4a | 2 |
| <b>C3 II '09-</b>                     |   |  | L/R |  |  | NOTE   | METELLI ref.   | ABS            | A  | B  | C    | D    | E   | F   | H | I  | L   | M   | Fig |    |   |
| 1.1 (44 kW) Eng. HFX(TU1JP)           |  | 09-   |     | •   |  |        | <b>13-0475</b> |                |    |    | 22   | 72   | 127 |     |   |    |     |     |     |    |   |
|                                       |   | 09-   |     | •   |  |        |                | <b>15-1703</b> | 21 | 28 | 48,9 | 75,5 | 51  |     |   |    |     |     |     | 4a | 2 |
| 1.4 (54 kW) Eng. KFT(TU3A)            |  | 09-   |     | •   |  |        | <b>13-0475</b> |                |    |    | 22   | 72   | 127 |     |   |    |     |     |     |    |   |
|                                       |   | 09-   |     | •   |  |        |                | <b>15-1703</b> | 21 | 28 | 48,9 | 75,5 | 51  |     |   |    |     |     |     | 4a | 2 |
| 1.4 HDi (50 kW) Eng. 8HR/8HZ(DV4C/TD) |  | 09-   |     | •   |  |        | <b>13-0475</b> |                |    |    | 22   | 72   | 127 |     |   |    |     |     |     |    |   |
|                                       |   | 09-   |     | •   |  |        |                | <b>15-1703</b> | 21 | 28 | 48,9 | 75,5 | 51  |     |   |    |     |     |     | 4a | 2 |
| 1.4 VTi (70 kW) Eng. 8FP(EP3/C)       |  | 09-   |     | •   |  |        | <b>13-0475</b> |                |    |    | 22   | 72   | 127 |     |   |    |     |     |     |    |   |
|                                       |   | 09-   |     | •   |  |        |                | <b>15-1703</b> | 21 | 28 | 48,9 | 75,5 | 51  |     |   |    |     |     |     | 4a | 2 |

































































| <b>C4 Grand Picasso (UA) '06-</b>               |   |  | L/R |  |  | NOTE                | METELLI ref. | ABS | A  | B    | C    | D    | E   | F | H | I | L | M | Fig |   |
|---|---|---|-----|---|--|---------------------|--------------|-----|----|------|------|------|-----|---|---|---|---|---|-----|---|
| 1.6 VTi (88 kW) Eng. 5FW(EP6)                   |    | 08-   |     | •   |  | G.Box:BE4R          | 13-0511      |     |    |      | 34,9 | 84   | 119 |   |   |   |   |   |     |   |
|   |    | 08-   |     | •   |  | G.Box:BE4R          | 15-1675      | 25  | 34 | 58,5 | 86   | 46,5 |     |   |   |   |   |   | 11a | 2 |
| 1.8 16v (92 kW) Eng. 6FY-EW7A                   |    | 06-   |     | •   |  | G.Box:BE4R          | 13-0511      |     |    |      | 34,9 | 84   | 119 |   |   |   |   |   |     |   |
|   |    | 06-   |     | •   |  | G.Box:BE4R          | 15-1675      | 25  | 34 | 58,5 | 86   | 46,5 |     |   |   |   |   |   | 11a | 2 |
| 2.0 16v (103 kW) Eng. RFJ(EW10A)                |    | 06-   |     | •   |  | M/T+A/T             | 13-0511      |     |    |      | 34,9 | 84   | 119 |   |   |   |   |   |     |   |
|   |    | 06-   |     | •   |  | M/T+A/T             | 15-1675      | 25  | 34 | 58,5 | 86   | 46,5 |     |   |   |   |   |   | 11a | 2 |
| 2.0 HDi (110 kW) Eng. DW10CTED4                 |    | 09-   |     | •   |  | A/T, 4Sp, G.Box:AL4 | 13-0511      |     |    |      | 34,9 | 84   | 119 |   |   |   |   |   |     |   |
|   |    | 09-   |     | •   |  | A/T, 4Sp, G.Box:AL4 | 15-1675      | 25  | 34 | 58,5 | 86   | 46,5 |     |   |   |   |   |   | 11a | 2 |
| 2.0 HDi (120 kW) Eng. RHH(DW10CTED4)            |    | 10-   |     | •   |  | A/T, 4Sp, G.Box:AL4 | 13-0511      |     |    |      | 34,9 | 84   | 119 |   |   |   |   |   |     |   |
|   |    | 10-   |     | •   |  | A/T, 4Sp, G.Box:AL4 | 15-1675      | 25  | 34 | 58,5 | 86   | 46,5 |     |   |   |   |   |   | 11a | 2 |
| 2.0 HDi 16v (100 kW)<br>Eng. RHR/RHJ(DW10BTED4) |    | 06-   |     | •   |  | M/T                 | 13-0435      |     |    |      | 26   | 86   | 138 |   |   |   |   |   |     |   |
|   |    | 06-   |     | •   |  | M/T                 | 15-1657      | 25  | 26 | 58,8 | 91   | 47,5 |     |   |   |   |   |   | 11a | 1 |
| <b>C4 I, Coupe (LC, LA) '04-'10</b>             |   |  | L/R |  |  | NOTE                | METELLI ref. | ABS | A  | B    | C    | D    | E   | F | H | I | L | M | Fig |   |
| 1.4 16v (65 kW) Eng. KFU(ET3J4)                 |    | 04-   |     | •   |  | Ch -11192           | 13-0315      |     |    |      | 31   | 75   | 115 |   |   |   |   |   |     |   |
|   |    | 04-   |     | •   |  | Ch -11192           | 15-1456      | 25  | 22 | 58,7 | 79,5 | 47,7 |     |   |   |   |   |   | 11a | 2 |
| 1.6 16v (110 kW) Eng. 5FX(EP6DT)                |    | 08-10   |     | •   |  | A/T                 | 13-0511      |     |    |      | 34,9 | 84   | 119 |   |   |   |   |   |     |   |
|   |    | 08-10   |     | •   |  | A/T                 | 15-1675      | 25  | 34 | 58,5 | 86   | 46,5 |     |   |   |   |   |   | 11a | 2 |
| 1.6 16v (80 kW) Eng. NFU(TU5JP4)                |    | 04-   |     | •   |  | Ch -11192           | 13-0315      |     |    |      | 31   | 75   | 115 |   |   |   |   |   |     |   |
|   |   | 04-   |     | •   |  | Ch -11192           | 15-1456      | 25  | 22 | 58,7 | 79,5 | 47,7 |     |   |   |   |   |   | 11a | 2 |
| 1.6 16v (Exc. Coupe) (80 kW) Eng. NFU(TU5JP4)   |  | 07-   |     | •   |  | Ch -11192           | 13-0315      |     |    |      | 31   | 75   | 115 |   |   |   |   |   |     |   |
|   |  | 07-   |     | •   |  | Ch -11192           | 15-1456      | 25  | 22 | 58,7 | 79,5 | 47,7 |     |   |   |   |   |   | 11a | 2 |
| 1.6 16v HDi (80 kW) Eng. 9HY/9HZ(DV6TED4)       |  | 04-   |     | •   |  |                     | 13-0203      |     |    |      | 28   | 74   | 115 |   |   |   |   |   |     |   |
|   |  | 04-   |     | •   |  |                     | 15-1455      | 25  | 34 | 58,3 | 86   | 46   |     |   |   |   |   |   | 11a | 2 |
| 1.6 HDi (66 kW) Eng. 9HX(DV6ATED4)              |  | 04-   |     | •   |  |                     | 13-0203      |     |    |      | 28   | 74   | 115 |   |   |   |   |   |     |   |
|   |  | 04-   |     | •   |  |                     | 15-1455      | 25  | 34 | 58,3 | 86   | 46   |     |   |   |   |   |   | 11a | 2 |
| 1.6 THP (103 kW) Eng. 5FT(EP6DT)                |  | 08-10   |     | •   |  | A/T                 | 13-0511      |     |    |      | 34,9 | 84   | 119 |   |   |   |   |   |     |   |
|   |  | 08-10   |     | •   |  | A/T                 | 15-1675      | 25  | 34 | 58,5 | 86   | 46,5 |     |   |   |   |   |   | 11a | 2 |
| 1.6 VTi (88 kW) Eng. 5FW(EP6)                   |  | 08-10   |     | •   |  | A/T                 | 13-0511      |     |    |      | 34,9 | 84   | 119 |   |   |   |   |   |     |   |
|   |  | 08-10   |     | •   |  | A/T                 | 15-1675      | 25  | 34 | 58,5 | 86   | 46,5 |     |   |   |   |   |   | 11a | 2 |































| <b>C4 Picasso (UD) '06-</b>                 |   |    | L/R |    |    | NOTE           | METELLI ref. | ABS | A  | B  | C    | D  | E    | F | H | I | L | M | Fig |   |
|---|---|---|-----|---|--|----------------|--------------|-----|----|----|------|----|------|---|---|---|---|---|-----|---|
| 1.6 16v (110 kW) Eng. 5FX(EP6DT)            |    | 08-   |     | •   |  | A/T            | 13-0511      |     |    |    | 34,9 | 84 | 119  |   |   |   |   |   |     |   |
|   |    | 08-   |     | •   |  | A/T            | 15-1675      |     | 25 | 34 | 58,5 | 86 | 46,5 |   |   |   |   |   | 11a | 2 |
| 1.6 e-HDi (82 kW) Eng. 9HR(DV6C)            |    | 10-   |     | •   |  | A/T            | 13-0511      |     |    |    | 34,9 | 84 | 119  |   |   |   |   |   |     |   |
|   |    | 10-   |     | •   |  | A/T            | 15-1675      |     | 25 | 34 | 58,5 | 86 | 46,5 |   |   |   |   |   | 11a | 2 |
| 1.6 HDi 16v (80 kW) Eng. 9HY/9HZ(DV6TED4)   |    | 06-   |     | •   |  | G.Box:BE4R     | 13-0511      |     |    |    | 34,9 | 84 | 119  |   |   |   |   |   |     |   |
|   |    | 06-   |     | •   |  | G.Box:BE4R     | 15-1675      |     | 25 | 34 | 58,5 | 86 | 46,5 |   |   |   |   |   | 11a | 2 |
| 1.6 THP (103 kW) Eng. 5FT(EP6DT)            |    | 08-   |     | •   |  | A/T            | 13-0511      |     |    |    | 34,9 | 84 | 119  |   |   |   |   |   |     |   |
|   |    | 08-   |     | •   |  | A/T            | 15-1675      |     | 25 | 34 | 58,5 | 86 | 46,5 |   |   |   |   |   | 11a | 2 |
| 1.6 THP (115 kW) Eng. 5FV(EP6CDT)           |    | 10-   |     | •   |  | A/T            | 13-0511      |     |    |    | 34,9 | 84 | 119  |   |   |   |   |   |     |   |
|   |    | 10-   |     | •   |  | A/T            | 15-1675      |     | 25 | 34 | 58,5 | 86 | 46,5 |   |   |   |   |   | 11a | 2 |
| 1.6 Vti (88 kW) Eng. 5FW(EP6)               |    | 08-   |     | •   |  | A/T            | 13-0511      |     |    |    | 34,9 | 84 | 119  |   |   |   |   |   |     |   |
|   |    | 08-   |     | •   |  | A/T            | 15-1675      |     | 25 | 34 | 58,5 | 86 | 46,5 |   |   |   |   |   | 11a | 2 |
| 1.8 16v (92 kW) Eng. 6FY-EW7A               |    | 06-   |     | •   |  | G.Box:BE4R     | 13-0511      |     |    |    | 34,9 | 84 | 119  |   |   |   |   |   |     |   |
|   |    | 06-   |     | •   |  | G.Box:BE4R     | 15-1675      |     | 25 | 34 | 58,5 | 86 | 46,5 |   |   |   |   |   | 11a | 2 |
| 2.0 16v (103 kW) Eng. RFJ(EW10A)            |    | 06-   |     | •   |  | M/T+A/T        | 13-0511      |     |    |    | 34,9 | 84 | 119  |   |   |   |   |   |     |   |
|   |    | 06-   |     | •   |  | M/T+A/T        | 15-1675      |     | 25 | 34 | 58,5 | 86 | 46,5 |   |   |   |   |   | 11a | 2 |
| 2.0 HDi (110 kW) Eng. DW10CTED4             |    | 09-   |     | •   |  | A/T            | 13-0511      |     |    |    | 34,9 | 84 | 119  |   |   |   |   |   |     |   |
|   |    | 09-   |     | •   |  | A/T            | 15-1675      |     | 25 | 34 | 58,5 | 86 | 46,5 |   |   |   |   |   | 11a | 2 |
| 2.0 HDi (120 kW) Eng. RHH(DW10CTED4)        |   | 10-   |     | •   |  | A/T            | 13-0511      |     |    |    | 34,9 | 84 | 119  |   |   |   |   |   |     |   |
|   |  | 10-   |     | •   |  | A/T            | 15-1675      |     | 25 | 34 | 58,5 | 86 | 46,5 |   |   |   |   |   | 11a | 2 |
| 2.0 HDi 16v (100 kW) Eng. RHR/RHJ(DW10BTED) |  | 06-   |     | •   |  | M/T            | 13-0435      |     |    |    | 26   | 86 | 138  |   |   |   |   |   |     |   |
|   |  | 06-   |     | •   |  | M/T            | 15-1657      |     | 25 | 26 | 58,8 | 91 | 47,5 |   |   |   |   |   | 11a | 1 |
| <b>C5 I, Break (DC, DE) '01-'04</b>         |   |  | L/R |  |  | NOTE           | METELLI ref. | ABS | A  | B  | C    | D  | E    | F | H | I | L | M | Fig |   |
| 1.8 16v (85 kW) Eng. 6FZ(EW7J4)             |  | 01-   |     | •   |  | M/T, G.Box:BE4 | 13-0504      |     |    |    | 34,9 | 84 | 119  |   |   |   |   |   |     |   |
|   |  | 01-   |     | •   |  | M/T, G.Box:BE4 | 15-1588      |     | 25 | 34 | 58,5 | 86 | 46,5 |   |   |   |   |   | 11a | 2 |
| 2.0 16v (100 kW) Eng. RFN(EW10J4)           |  | 01-   |     | •   |  |                | 13-0504      |     |    |    | 34,9 | 84 | 119  |   |   |   |   |   |     |   |
|   |  | 01-   |     | •   |  |                | 15-1588      |     | 25 | 34 | 58,5 | 86 | 46,5 |   |   |   |   |   | 11a | 2 |
| 2.0 16v HPi (103 kW) Eng. RLZ(EW10D)        |  | 01-   |     | •   |  |                | 13-0504      |     |    |    | 34,9 | 84 | 119  |   |   |   |   |   |     |   |
|   |  | 01-   |     | •   |  |                | 15-1588      |     | 25 | 34 | 58,5 | 86 | 46,5 |   |   |   |   |   | 11a | 2 |














































| <b>C5 III, Break (RD, TD) '08-</b>             |   |  | L/R |  |  | NOTE                   | METELLI ref.   | ABS | A  | B  | C    | D  | E    | F | H  | I    | L   | M  | Fig |   |
|--|---|---|-----|---|--|------------------------|----------------|-----|----|----|------|----|------|---|----|------|-----|----|-----|---|
| 2.0 16v (103 kW) Eng. RFJ(EW10A)               |    | 08-   |     | •   |  |                        | <b>13-0203</b> |     |    |    | 28   | 74 | 115  |   |    |      |     |    |     |   |
|  |    | 08-   |     | •   |  |                        | <b>15-1469</b> |     | 28 | 34 | 58,4 | 86 | 52,3 |   |    |      |     |    | 11a | 2 |
| 2.0 HDi (100 kW) Eng. RHR/RHF(DW10BTED4)       |    | 08-   |     | •   |  |                        | <b>13-0419</b> |     |    |    | 25   | 90 | 107  |   |    |      |     |    |     |   |
|  |    | 08-   |     | •   |  |                        | <b>15-1636</b> |     | 28 | 39 | 58,4 | 95 | 53,7 |   |    |      |     |    | 11a | 2 |
| 2.0 HDi (103 kW) Eng. RHF(DW10BTED4)           |    | 09-   |     | •   |  |                        | <b>13-0419</b> |     |    |    | 25   | 90 | 107  |   |    |      |     |    |     |   |
|  |    | 09-   |     | •   |  |                        | <b>15-1636</b> |     | 28 | 39 | 58,4 | 95 | 53,7 |   |    |      |     |    | 11a | 2 |
| 2.0 HDi (120 kW) Eng. RHH(DW10CTED4)           |    | 10-   |     | •   |  | M/T, 6Sp, G.Box:MC/ ML | <b>13-0419</b> |     |    |    | 25   | 90 | 107  |   |    |      |     |    |     |   |
|  |    | 10-   |     | •   |  | M/T, 6Sp, G.Box:MC/ ML | <b>15-1636</b> |     | 28 | 39 | 58,4 | 95 | 53,7 |   |    |      |     |    | 11a | 2 |
| 3.0 V6 HDi (177 kW) Eng. DT20C                 |    | 09-   |     | •   |  | M/T, 6Sp, G.Box:MC/ ML | <b>13-0419</b> |     |    |    | 25   | 90 | 107  |   |    |      |     |    |     |   |
|  |    | 09-   |     | •   |  | M/T, 6Sp, G.Box:MC/ ML | <b>15-1636</b> |     | 28 | 39 | 58,4 | 95 | 53,7 |   |    |      |     |    | 11a | 2 |
| <b>C8 (EA, EB) '02-</b>                        |   |  | L/R |  |  | NOTE                   | METELLI ref.   | ABS | A  | B  | C    | D  | E    | F | H  | I    | L   | M  | Fig |   |
| 2.0 HDi (79 kW)<br>Eng. RHM/RHT/RHW(DW10ATED4) |    | 02-   |     | •   |  | Vett 9920-             | <b>13-0342</b> |     |    |    | 26   | 86 | 138  |   |    |      |     |    |     |   |
|  |    | 02-   |     | •   |  | Vett 9920-             | <b>15-1494</b> |     | 27 | 28 | 58   | 92 | 49   |   |    |      |     |    | 11  | 1 |
|  |    | 02-   | L   |   |  | M/T                    | <b>17-0831</b> |     | 27 | 37 |      | 92 | 89,4 |   | 81 | 68,5 | 647 | s3 |     |   |
|  |   | 02-   | R   |   |  | M/T                    | <b>17-0832</b> |     | 27 | 37 |      | 92 | 89,4 |   | 81 | 369  | 965 | s4 |     |   |
| 2.0 HDi (88 kW) Eng. RHK(DW10UTED4)            |    | 06-   |     | •   |  | M/T                    | <b>13-0342</b> |     |    |    | 26   | 86 | 138  |   |    |      |     |    |     |   |
|  |    | 06-   |     | •   |  | M/T                    | <b>15-1494</b> |     | 27 | 28 | 58   | 92 | 49   |   |    |      |     |    | 11  | 1 |
|  |    | 06-   | L   |   |  | M/T                    | <b>17-0831</b> |     | 27 | 37 |      | 92 | 89,4 |   | 81 | 68,5 | 647 | s3 |     |   |
|  |   | 06-   | R   |   |  | M/T                    | <b>17-0832</b> |     | 27 | 37 |      | 92 | 89,4 |   | 81 | 369  | 965 | s4 |     |   |
| 2.0 HDi 16v (100 kW) Eng. RHR(DW10BTED4)       |   | 06-   |     | •   |  | M/T                    | <b>13-0342</b> |     |    |    | 26   | 86 | 138  |   |    |      |     |    |     |   |
|  |  | 06-   |     | •   |  | M/T                    | <b>15-1494</b> |     | 27 | 28 | 58   | 92 | 49   |   |    |      |     |    | 11  | 1 |
|  |  | 06-   | L   |   |  | M/T                    | <b>17-0831</b> |     | 27 | 37 |      | 92 | 89,4 |   | 81 | 68,5 | 647 | s3 |     |   |
|  |   | 06-   | R   |   |  | M/T                    | <b>17-0832</b> |     | 27 | 37 |      | 92 | 89,4 |   | 81 | 369  | 965 | s4 |     |   |
| 2.2 (116 kW) Eng. 3FZ(EW12J4)                  |  | 02-   |     | •   |  | M/T                    | <b>13-0342</b> |     |    |    | 26   | 86 | 138  |   |    |      |     |    |     |   |
|  |  | 02-   |     | •   |  | M/T                    | <b>15-1494</b> |     | 27 | 28 | 58   | 92 | 49   |   |    |      |     |    | 11  | 1 |
|  |  | 02-   | L   |   |  | M/T                    | <b>17-0831</b> |     | 27 | 37 |      | 92 | 89,4 |   | 81 | 68,5 | 647 | s3 |     |   |
|  |   | 02-   | R   |   |  | M/T                    | <b>17-0832</b> |     | 27 | 37 |      | 92 | 89,4 |   | 81 | 369  | 965 | s4 |     |   |
| 2.2 HDi (94 kW) Eng. 4HW(DW12TED4)             |  | 02-   |     | •   |  |                        | <b>13-0203</b> |     |    |    | 28   | 74 | 115  |   |    |      |     |    |     |   |
|  |  | 02-   |     | •   |  |                        | <b>15-1469</b> |     | 28 | 34 | 58,4 | 86 | 52,3 |   |    |      |     |    | 11a | 2 |








| DS3 '09-                                    |    | L/R   |  |  | NOTE                 | METELLI ref. | ABS | A  | B  | C    | D    | E    | F | H | I | L | M   | Fig |  |
|---|---|-------|---|--|----------------------|--------------|-----|----|----|------|------|------|---|---|---|---|-----|-----|--|
| 1.4 16v (70 kW) Eng. 8FP(EP3)               |    | 10-   | •   |  |                      | 13-0475      |     |    |    | 22   | 72   | 127  |   |   |   |   |     |     |  |
|   |    | 10-   | •   |  |                      | 15-1703      |     | 21 | 28 | 48,9 | 75,5 | 51   |   |   |   |   | 4a  | 2   |  |
| 1.4 HDi (50 kW) Eng. 8HR(DV4C)              |    | 10-   | •   |  |                      | 13-0475      |     |    |    | 22   | 72   | 127  |   |   |   |   |     |     |  |
|   |    | 10-   | •   |  |                      | 15-1703      |     | 21 | 28 | 48,9 | 75,5 | 51   |   |   |   |   | 4a  | 2   |  |
| 1.6 16v, Cabrio (115 kW) Eng. 5FR(EP6DT)    |    | 10-   | •   |  | M/T                  | 13-0511      |     |    |    | 34,9 | 84   | 119  |   |   |   |   |     |     |  |
|   |    | 10-   | •   |  | M/T                  | 15-1675      |     | 25 | 34 | 58,5 | 86   | 46,5 |   |   |   |   | 11a | 2   |  |
| 1.6 16v, Cabrio (88 kW) Eng. 5FS(EP6C)      |    | 4/10- | •   |  | M/T                  | 13-0475      |     |    |    | 22   | 72   | 127  |   |   |   |   |     |     |  |
|   |    | 4/10- | •   |  | M/T                  | 15-1703      |     | 21 | 28 | 48,9 | 75,5 | 51   |   |   |   |   | 4a  | 2   |  |
| 1.6 HDi (82 kW) Eng. 9HR(DV6C)              |    | 09-   | •   |  | M/T                  | 13-0511      |     |    |    | 34,9 | 84   | 119  |   |   |   |   |     |     |  |
|   |    | 09-   | •   |  | M/T                  | 15-1675      |     | 25 | 34 | 58,5 | 86   | 46,5 |   |   |   |   | 11a | 2   |  |
| 1.6 Hdi, Cabrio (68 kW) Eng. 9HP(DV6DTED)   |    | 09-   | •   |  | M/T                  | 13-0511      |     |    |    | 34,9 | 84   | 119  |   |   |   |   |     |     |  |
|   |    | 09-   | •   |  | M/T                  | 15-1675      |     | 25 | 34 | 58,5 | 86   | 46,5 |   |   |   |   | 11a | 2   |  |
| 1.6 T THP Racing (149 kW) Eng. 5FU(EP6CDTX) |    | 10-   | •   |  |                      | 13-0511      |     |    |    | 34,9 | 84   | 119  |   |   |   |   |     |     |  |
|   |    | 10-   | •   |  |                      | 15-1675      |     | 25 | 34 | 58,5 | 86   | 46,5 |   |   |   |   | 11a | 2   |  |
| DS4 '11-                                    |    | L/R   |  |  | NOTE                 | METELLI ref. | ABS | A  | B  | C    | D    | E    | F | H | I | L | M   | Fig |  |
| 1.6 e-HDi (81-82 kW) Eng. 9HR(DV6C)         |    | 11-   | •   |  | 6 Sp                 | 13-0483      |     |    |    | 25   | 90   | 107  |   |   |   |   |     |     |  |
|   |   | 11-   | •   |  | +ABS                 | 13-0504      |     |    |    | 34,9 | 84   | 119  |   |   |   |   |     |     |  |
|   |    | 11-   | •   |  | 6 Sp                 | 15-1711      |     | 25 | 39 | 58,4 | 94,9 | 88,7 |   |   |   |   | 11a | 2   |  |
|   |   | 11-   | •   |  | +ABS                 | 15-1585      | 48  | 25 | 34 | 58,5 | 86   | 46,5 |   |   |   |   | 11a | 2   |  |
| 1.6 T THP (115 kW) Eng. 5FV(EP6CDT)         |  | 11-   | •   |  | 6 Sp                 | 13-0483      |     |    |    | 25   | 90   | 107  |   |   |   |   |     |     |  |
|   |   | 11-   | •   |  | M/T, 6 Sp, G.Box: MC | 13-0511      |     |    |    | 34,9 | 84   | 119  |   |   |   |   |     |     |  |
|   |  | 11-   | •   |  | 6 Sp                 | 15-1711      |     | 25 | 39 | 58,4 | 94,9 | 88,7 |   |   |   |   | 11a | 2   |  |
|   |   | 11-   | •   |  | M/T, 6 Sp, G.Box: MC | 15-1675      |     | 25 | 34 | 58,5 | 86   | 46,5 |   |   |   |   | 11a | 2   |  |
| 1.6 THP (147 kW) Eng. 5FU(EP6DTX)           |  | 11-   | •   |  | 6 Sp                 | 13-0483      |     |    |    | 25   | 90   | 107  |   |   |   |   |     |     |  |
|   |  | 11-   | •   |  | 6 Sp                 | 15-1711      |     | 25 | 39 | 58,4 | 94,9 | 88,7 |   |   |   |   | 11a | 2   |  |
| 1.6 VTi (88 kW) Eng. 5FS(EP6C)              |  | 11-   | •   |  | 6 Sp                 | 13-0483      |     |    |    | 25   | 90   | 107  |   |   |   |   |     |     |  |
|   |   | 11-   | •   |  | +ABS                 | 13-0504      |     |    |    | 34,9 | 84   | 119  |   |   |   |   |     |     |  |
|   |  | 11-   | •   |  | 6 Sp                 | 15-1711      |     | 25 | 39 | 58,4 | 94,9 | 88,7 |   |   |   |   | 11a | 2   |  |
|   |   | 11-   | •   |  | +ABS                 | 15-1585      | 48  | 25 | 34 | 58,5 | 86   | 46,5 |   |   |   |   | 11a | 2   |  |
| 2.0 HDi (120 kW) Eng. RHH(DW10CTED4)        |  | 11-   | •   |  | 6 Sp                 | 13-0483      |     |    |    | 25   | 90   | 107  |   |   |   |   |     |     |  |
|   |  | 11-   | •   |  | 6 Sp                 | 15-1711      |     | 25 | 39 | 58,4 | 94,9 | 88,7 |   |   |   |   | 11a | 2   |  |























































| <b>DS5 '11-</b>                         |   |  | L/R |  |  | NOTE             | METELLI ref.      | ABS     | A  | B  | C    | D      | E    | F  | H    | I  | L    | M   | Fig |   |
|---|---|---|-----|---|---|------------------|-------------------|---------|----|----|------|--------|------|----|------|----|------|-----|-----|---|
| 1.6 HDi (82 kW) Eng. 9HR(DV6C)          |    | 11-   |     | •   |   | Mozzo/Hub Ø 82mm | 13-0511           |         |    |    | 34,9 | 84     | 119  |    |      |    |      |     |     |   |
|   |    | 11-   |     | •   |   | Mozzo/Hub Ø 82mm | 15-1675           |         | 25 | 34 | 58,5 | 86     | 46,5 |    |      |    |      |     | 11a | 2 |
| 1.6 THP (147 kW) Eng. 5FU(EP6DTX)       |    | 11-   |     | •   |   | Mozzo/Hub Ø 82mm | 13-0511           |         |    |    | 34,9 | 84     | 119  |    |      |    |      |     |     |   |
|   |    | 11-   |     | •   |   | Mozzo/Hub Ø 82mm | 15-1675           |         | 25 | 34 | 58,5 | 86     | 46,5 |    |      |    |      |     | 11a | 2 |
| 2.0 HDi (120 kW) Eng. RHH(DW10CTED4)    |    | 11-   |     | •   |   | M/T, 6 Sp        | 13-0483           |         |    |    | 25   | 90     | 107  |    |      |    |      |     |     |   |
|   |    | 11-   |     | •   |   | M/T, 6 Sp        | 15-1711           |         | 25 | 39 | 58,4 | 94,9   | 88,7 |    |      |    |      |     | 11a | 2 |
| <b>Dyane '67-'84</b>                    |   |  | L/R |  |  | NOTE             | METELLI ref.      | ABS     | A  | B  | C    | D      | E    | F  | H    | I  | L    | M   | Fig |   |
| 0.4 (13 kW) Eng. A79-0(AYA)             |    | 67-68   | L/R |   |   | M/T              | 17-0077           |         | 22 |    |      | 84     |      |    |      | 75 |      | 440 | s2  |   |
| 0.4 (17 kW) Eng. A79-1(AYA2)            |    | 68-75   | L/R |   |   | M/T              | 17-0077           |         | 22 |    |      | 84     |      |    |      | 75 |      | 440 | s2  |   |
| 0.6 (22 kW) Eng. M28(AM2)               |    | 12/68-10/84   | L/R |   |   | M/T              | 17-0077           |         | 22 |    |      | 84     |      |    |      | 75 |      | 440 | s2  |   |
| 0.6 (24 kW) Eng. M28-1(AK2)             |    | 72-80   | L/R |   |   | M/T              | 17-0077           |         | 22 |    |      | 84     |      |    |      | 75 |      | 440 | s2  |   |
| <b>Evasion (22,U6) '94-'02</b>          |   |  | L/R |  |  | NOTE             | METELLI ref.      | ABS     | A  | B  | C    | D      | E    | F  | H    | I  | L    | M   | Fig |   |
| 1.8i (74 kW) Eng. LFZ(XU7JP)            |    | 97-12/02  |     | •   |   | +ABS             | 13-0170           |         |    |    | 25   | 86     | 96   |    |      |    |      |     |     |   |
|   |    | 97-12/02  |     | •   |   | +ABS             | 15-1222           | 48      | 27 | 34 | 58,6 | 89,9   | 49   |    |      |    |      |     | 11  | 2 |
|   |    | 97-12/02  | L   |   |   |                  | +ABS, G.Box:BE3/5 | 17-0140 | 48 | 27 |      | 24     | 90   | 81 | 33   | 82 | 62   | 647 | s3  |   |
|   |   | 97-12/02  | L   |   |   |                  | -ABS, G.Box:BE3/5 | 17-0138 |    | 27 |      | 24     | 90   | 81 | 33   | 82 | 62   | 647 | s3  |   |
|   |   | 97-12/02  | R   |   |   |                  | +ABS, G.Box:BE3/5 | 17-0141 | 48 | 27 |      | 24     | 90   | 81 | 33   | 82 | 350  | 936 | s4  |   |
|   |   | 97-12/02  | R   |   |   |                  | -ABS, G.Box:BE3/5 | 17-0139 |    | 27 |      | 24     | 90   | 81 | 33   | 82 | 350  | 936 | s4  |   |
| 1.9 TD (66 kW) Eng. DHX/D8B(XUD9TF/BTF) |   | 94-5/99   |     | •   |   | +ABS             | 13-0172           |         |    |    | 28   | 95     | 85   |    |      |    |      |     |     |   |
|   |  | 94-5/99   |     | •   |   | +ABS             | 15-1224           | 48      | 27 | 39 | 59   | 100,45 | 49,5 |    |      |    |      |     | 11  | 2 |
|   |  | 9/94-   | L   |   |   |                  | G.Box:ME5K        | 17-0142 |    | 27 |      | 37     | 100  | 89 | 38,7 | 82 | 68,5 | 642 | s3  |   |
|   |   | 9/94-   | L   |   |   |                  | +ABS, G.Box:ME5K  | 17-0144 | 48 | 27 |      | 37     | 100  | 89 | 38,7 | 82 | 68,5 | 641 | s3  |   |
|   |   | 9/94-   | R   |   |   |                  | G.Box:ME5K        | 17-0143 |    | 27 |      | 37     | 100  | 89 | 38,7 | 82 | 369  | 942 | s4  |   |
|   |   | 9/94-   | R   |   |   |                  | +ABS, G.Box:ME5K  | 17-0145 | 48 | 27 |      | 37     | 100  | 89 | 38,7 | 82 | 369  | 942 | s4  |   |
| 2.0 (89 kW) Eng. RFU(XU10J2C)           |  | 94-12/02  |     | •   |   | +ABS             | 13-0170           |         |    |    | 25   | 86     | 96   |    |      |    |      |     |     |   |
|   |  | 94-12/02  |     | •   |   | +ABS             | 15-1222           | 48      | 27 | 34 | 58,6 | 89,9   | 49   |    |      |    |      |     | 11  | 2 |
|   |  | 94-12/02  | L   |   |   |                  | G.Box:BE3/5       | 17-0138 |    | 27 |      | 24     | 90   | 81 | 33   | 82 | 62   | 647 | s3  |   |
|   |   | 94-12/02  | L   |   |   |                  | +ABS, G.Box:BE3/5 | 17-0140 | 48 | 27 |      | 24     | 90   | 81 | 33   | 82 | 62   | 647 | s3  |   |
|   |   | 94-12/02  | R   |   |   |                  | G.Box:BE3/5       | 17-0139 |    | 27 |      | 24     | 90   | 81 | 33   | 82 | 350  | 936 | s4  |   |
|   |   | 94-12/02  | R   |   |   |                  | +ABS, G.Box:BE3/5 | 17-0141 | 48 | 27 |      | 24     | 90   | 81 | 33   | 82 | 350  | 936 | s4  |   |























| <b>Evasion (22,U6) '94-'02</b>         |   |    | L/R |    |    | NOTE | METELLI ref.     | ABS     | A  | B  | C    | D      | E    | F  | H    | I  | L    | M   | Fig |  |  |
|--|---|---|-----|---|--|------|------------------|---------|----|----|------|--------|------|----|------|----|------|-----|-----|--|--|
| 2.0 16v (100 kW) Eng. RFN(EW10J4)      |    | 00-02   |     | ●   |  | +ABS | 13-0170          |         |    |    | 25   | 86     | 96   |    |      |    |      |     |     |  |  |
|  |    | 00-02   |     | ●   |  | +ABS | 15-1222          | 48      | 27 | 34 | 58,6 | 89,9   | 49   |    |      |    |      | 11  | 2   |  |  |
|  |    | 00-02   | L   |   |  |      | +ABS, G.Box:BE3  | 17-0140 | 48 | 27 |      | 24     | 90   | 81 | 33   | 82 | 62   | 647 | s3  |  |  |
|  |   | 00-02   | R   |   |  |      | +ABS, G.Box:BE3  | 17-0141 | 48 | 27 |      | 24     | 90   | 81 | 33   | 82 | 350  | 936 | s4  |  |  |
| 2.0 HDi (80 kW) Eng. RHW/RHZ(DW10ATED) |    | 99-02   |     | ●   |  | +ABS | 13-0375          |         |    |    | 22   | 82     | 126  |    |      |    |      |     |     |  |  |
|  |    | 99-02   |     | ●   |  | +ABS | 15-1546          | 48      | 27 | 39 | 58   | 100,3  | 50   |    |      |    |      | 11  | 2   |  |  |
|  |    | 99-02   | L   |   |  |      | +ABS, M/T        | 17-0144 | 48 | 27 |      | 37     | 100  | 89 | 38,7 | 82 | 68,5 | 641 | s3  |  |  |
|  |   | 99-02   | R   |   |  |      | +ABS, M/T        | 17-0145 | 48 | 27 |      | 37     | 100  | 89 | 38,7 | 82 | 369  | 942 | s4  |  |  |
| 2.0 i 16v (97 kW) Eng. RFV(XU10J4R)    |    | 98-00   |     | ●   |  | +ABS | 13-0170          |         |    |    | 25   | 86     | 96   |    |      |    |      |     |     |  |  |
|  |    | 98-00   |     | ●   |  | +ABS | 15-1222          | 48      | 27 | 34 | 58,6 | 89,9   | 49   |    |      |    |      | 11  | 2   |  |  |
|  |    | 98-00   | L   |   |  |      | +ABS, G.Box:BE3  | 17-0140 | 48 | 27 |      | 24     | 90   | 81 | 33   | 82 | 62   | 647 | s3  |  |  |
|  |   | 98-00   | R   |   |  |      | +ABS, G.Box:BE3  | 17-0141 | 48 | 27 |      | 24     | 90   | 81 | 33   | 82 | 350  | 936 | s4  |  |  |
| 2.0 T. (108 kW) Eng. RGX(XU10J2TE)     |    | 94-5/99   |     | ●   |  | +ABS | 13-0172          |         |    |    | 28   | 95     | 85   |    |      |    |      |     |     |  |  |
|  |    | 94-5/99   |     | ●   |  | +ABS | 15-1224          | 48      | 27 | 39 | 59   | 100,45 | 49,5 |    |      |    |      | 11  | 2   |  |  |
|  |    | 9/94-   | L   |   |  |      | G.Box:ME5K       | 17-0142 |    | 27 |      | 37     | 100  | 89 | 38,7 | 82 | 68,5 | 642 | s3  |  |  |
|  |   | 9/94-   | L   |   |  |      | +ABS, G.Box:ME5K | 17-0144 | 48 | 27 |      | 37     | 100  | 89 | 38,7 | 82 | 68,5 | 641 | s3  |  |  |
|  |   | 9/94-   | R   |   |  |      | G.Box:ME5K       | 17-0143 |    | 27 |      | 37     | 100  | 89 | 38,7 | 82 | 369  | 942 | s4  |  |  |
|  |   | 9/94-   | R   |   |  |      | +ABS, G.Box:ME5K | 17-0145 | 48 | 27 |      | 37     | 100  | 89 | 38,7 | 82 | 369  | 942 | s4  |  |  |
| 2.1 TD 12v (80 kW) Eng. P8C(XUD11BTE)  |    | 96-02   |     | ●   |  | +ABS | 13-0172          |         |    |    | 28   | 95     | 85   |    |      |    |      |     |     |  |  |
|  |    | 96-02   |     | ●   |  | +ABS | 15-1224          | 48      | 27 | 39 | 59   | 100,45 | 49,5 |    |      |    |      | 11  | 2   |  |  |
|  |   | 96-02   | L   |   |  |      | G.Box:ME5K       | 17-0142 |    | 27 |      | 37     | 100  | 89 | 38,7 | 82 | 68,5 | 642 | s3  |  |  |
|  |   | 96-02   | L   |   |  |      | +ABS, G.Box:ME5K | 17-0144 | 48 | 27 |      | 37     | 100  | 89 | 38,7 | 82 | 68,5 | 641 | s3  |  |  |
|  |   | 96-02   | R   |   |  |      | G.Box:ME5K       | 17-0143 |    | 27 |      | 37     | 100  | 89 | 38,7 | 82 | 369  | 942 | s4  |  |  |
|  |   | 96-02   | R   |   |  |      | +ABS, G.Box:ME5K | 17-0145 | 48 | 27 |      | 37     | 100  | 89 | 38,7 | 82 | 369  | 942 | s4  |  |  |
| <b>LNA '76-'86</b>                     |   |  | L/R |  |  | NOTE | METELLI ref.     | ABS     | A  | B  | C    | D      | E    | F  | H    | I  | L    | M   | Fig |  |  |
| 0.6 (24 kW) Eng. R06627                |  | 7/76-   | L/R |   |  |      | 17-0008          |         | 21 |    |      | 84     |      |    | 90   |    | 420  | s2  |     |  |  |
| 0.6 (25 kW) Eng. V06-644               |  | 82-85   | L/R |   |  |      | 17-0008          |         | 21 |    |      | 84     |      |    | 90   |    | 420  | s2  |     |  |  |
| 0.6 (26 kW) Eng. V06-630               |  | 78-82   | L/R |   |  |      | 17-0008          |         | 21 |    |      | 84     |      |    | 90   |    | 420  | s2  |     |  |  |
| <b>Mehari '68-'87</b>                  |   |  | L/R |  |  | NOTE | METELLI ref.     | ABS     | A  | B  | C    | D      | E    | F  | H    | I  | L    | M   | Fig |  |  |
| 0.6 (19 kW) Eng. M28-1(AK2)            |  | 68-79   | L/R |   |  | M/T  | 17-0077          |         | 22 |    |      | 84     |      |    | 75   |    | 440  | s2  |     |  |  |
| 0.6 (21 kW) Eng. M28-1(AK2)/ A06-635   |  | 79-87   | L/R |   |  | M/T  | 17-0077          |         | 22 |    |      | 84     |      |    | 75   |    | 440  | s2  |     |  |  |

| Mehari '68-'87                      |   |  | L/R |  |  | NOTE                       | METELLI ref. | ABS | A  | B  | C  | D    | E    | F  | H  | I    | L   | M   | Fig |  |
|-------------------------------------|---|---|-----|---|--|----------------------------|--------------|-----|----|----|----|------|------|----|----|------|-----|-----|-----|--|
| 0.6 4WD (21 kW) Eng. A06-635        |    | 79-87   | L/R |   |  | M/T                        | 17-0077      |     | 22 |    |    | 84   |      |    | 75 |      | 440 | s2  |     |  |
| Olcit '81-'91                       |   |  | L/R |  |  | NOTE                       | METELLI ref. | ABS | A  | B  | C  | D    | E    | F  | H  | I    | L   | M   | Fig |  |
| 1.1 (42 kW) Eng. G11-63             |    | 10/81-  |     | •   |  |                            | 15-1243      |     | 24 | 22 | 54 | 81   | 44,5 |    |    |      |     | 11  | 2   |  |
|                                     |    | 10/81-  | L/R |   |  |                            | 17-0178      |     | 24 |    |    | 81   | 120  | 34 | 80 |      | 553 | s8  |     |  |
| Saxo (S0,S1) '96-                   |   |  | L/R |  |  | NOTE                       | METELLI ref. | ABS | A  | B  | C  | D    | E    | F  | H  | I    | L   | M   | Fig |  |
| 0.95 (33-37 kW) Eng. CDY/ CDZ(TU9M) |    | 1/99-   | L   |   |  | +ABS, G.Box:MA             | 17-0494      | 48  | 21 |    |    | 76,5 |      |    | 86 |      | 623 | s16 |     |  |
|                                     |   | 1/99-   | L   |   |  | -ABS, G.Box:MA             | 17-0492      |     | 21 |    |    | 76,5 |      |    | 86 |      | 623 | s16 |     |  |
|                                     |   | 1/99-   | R   |   |  | +ABS, G.Box:MA             | 17-0495      | 48  | 21 | 22 |    | 76,5 | 70   |    | 86 | 74   | 805 | s16 |     |  |
|                                     |   | 1/99-   | R   |   |  | -ABS, G.Box:MA             | 17-0493      |     | 21 |    |    | 76,5 |      |    | 86 |      | 805 | s16 |     |  |
|                                     |   | 10/96-1/99  | L   |   |  | -ABS, G.Box:MA, 3Hole/Fori | 17-0080      |     | 21 |    | 22 | 76,5 | 65   |    | 81 | 65   | 617 | s3  |     |  |
|                                     |   | 10/96-1/99  | R   |   |  | -ABS, G.Box:MA, 3Hole/Fori | 17-0081      |     | 21 |    | 22 | 76,5 | 65   |    | 81 | 93   | 800 | s3  |     |  |
|                                     |   | 5/96-1/99   | L   |   |  | +ABS, G.Box:MA, 4Hole/Fori | 17-0130      | 48  | 21 |    | 22 | 76,5 | 71,5 | 30 | 75 | 65   | 614 | s3  |     |  |
|                                     |   | 5/96-1/99   | L   |   |  | -ABS, G.Box:MA, 4Hole/Fori | 17-0014      |     | 21 |    | 22 | 76,5 | 71,5 | 30 | 75 | 65   | 614 | s3  |     |  |
|                                     |   | 5/96-1/99   | R   |   |  | +ABS, G.Box:MA, 4Hole/Fori | 17-0131      | 48  | 21 |    | 22 | 76,5 | 71,5 | 30 | 75 | 93,5 | 798 | s3  |     |  |
|                                     |   | 5/96-1/99   | R   |   |  | -ABS, G.Box:MA, 4Hole/Fori | 17-0015      |     | 21 |    | 22 | 76,5 | 71,5 | 30 | 75 | 93,5 | 798 | s3  |     |  |
| 1.1 (40 kW) Eng. HDZ(TU1M)          |  | 1/99-   | L   |   |  | +ABS, G.Box:MA             | 17-0494      | 48  | 21 |    |    | 76,5 |      |    | 86 |      | 623 | s16 |     |  |
|                                     |   | 1/99-   | L   |   |  | -ABS, G.Box:MA             | 17-0492      |     | 21 |    |    | 76,5 |      |    | 86 |      | 623 | s16 |     |  |
|                                     |   | 1/99-   | R   |   |  | +ABS, G.Box:MA             | 17-0495      | 48  | 21 | 22 |    | 76,5 | 70   |    | 86 | 74   | 805 | s16 |     |  |
|                                     |   | 1/99-   | R   |   |  | -ABS, G.Box:MA             | 17-0493      |     | 21 |    |    | 76,5 |      |    | 86 |      | 805 | s16 |     |  |
|                                     |   | 10/96-1/99  | L   |   |  | -ABS, G.Box:MA, 3Hole/Fori | 17-0080      |     | 21 |    | 22 | 76,5 | 65   |    | 81 | 65   | 617 | s3  |     |  |
|                                     |   | 10/96-1/99  | R   |   |  | -ABS, G.Box:MA, 3Hole/Fori | 17-0081      |     | 21 |    | 22 | 76,5 | 65   |    | 81 | 93   | 800 | s3  |     |  |
|                                     |   | 96-1/99   | L   |   |  | +ABS, G.Box:MA, 4Hole/Fori | 17-0130      | 48  | 21 |    | 22 | 76,5 | 71,5 | 30 | 75 | 65   | 614 | s3  |     |  |
|                                     |   | 96-1/99   | L   |   |  | -ABS, G.Box:MA, 4Hole/Fori | 17-0014      |     | 21 |    | 22 | 76,5 | 71,5 | 30 | 75 | 65   | 614 | s3  |     |  |
|                                     |   | 96-1/99   | R   |   |  | +ABS, G.Box:MA, 4Hole/Fori | 17-0131      | 48  | 21 |    | 22 | 76,5 | 71,5 | 30 | 75 | 93,5 | 798 | s3  |     |  |
|                                     |   | 96-1/99   | R   |   |  | -ABS, G.Box:MA, 4Hole/Fori | 17-0015      |     | 21 |    | 22 | 76,5 | 71,5 | 30 | 75 | 93,5 | 798 | s3  |     |  |



























| Saxo (S0,S1) '96-                       |   |  | L/R |  |  | NOTE           | METELLI ref.               | ABS     | A  | B  | C  | D    | E    | F    | H  | I  | L    | M   | Fig |  |  |
|---|---|---|-----|---|---|----------------|----------------------------|---------|----|----|----|------|------|------|----|----|------|-----|-----|--|--|
| 1.1 (44 kW) Eng. HDZ(TU1M)/HFX(TU1JP)   |    | 1/99-   | L   |   |   | +ABS, G.Box:MA | 17-0494                    | 48      | 21 |    |    | 76,5 |      |      | 86 |    | 623  | s16 |     |  |  |
|   |   | 1/99-   | L   |   |   | -ABS, G.Box:MA | 17-0492                    |         | 21 |    |    | 76,5 |      |      | 86 |    | 623  | s16 |     |  |  |
|   |   | 1/99-   | R   |   |   |                | +ABS, G.Box:MA             | 17-0495 | 48 | 21 | 22 |      | 76,5 | 70   |    | 86 | 74   | 805 | s16 |  |  |
|   |   | 1/99-   | R   |   |   |                | -ABS, G.Box:MA             | 17-0493 |    | 21 |    |      | 76,5 |      |    | 86 |      | 805 | s16 |  |  |
|   |   | 10/96-1/99  | L   |   |   |                | -ABS, G.Box:MA, 3Hole/Fori | 17-0080 |    | 21 |    | 22   | 76,5 | 65   |    | 81 | 65   | 617 | s3  |  |  |
|   |   | 10/96-1/99  | R   |   |   |                | -ABS, G.Box:MA, 3Hole/Fori | 17-0081 |    | 21 |    | 22   | 76,5 | 65   |    | 81 | 93   | 800 | s3  |  |  |
|   |   | 96-1/99   | L   |   |   |                | +ABS, G.Box:MA, 4Hole/Fori | 17-0130 | 48 | 21 |    | 22   | 76,5 | 71,5 | 30 | 75 | 65   | 614 | s3  |  |  |
|   |   | 96-1/99   | L   |   |   |                | -ABS, G.Box:MA, 4Hole/Fori | 17-0014 |    | 21 |    | 22   | 76,5 | 71,5 | 30 | 75 | 65   | 614 | s3  |  |  |
|   |   | 96-1/99   | R   |   |   |                | +ABS, G.Box:MA, 4Hole/Fori | 17-0131 | 48 | 21 |    | 22   | 76,5 | 71,5 | 30 | 75 | 93,5 | 798 | s3  |  |  |
|   |   | 96-1/99   | R   |   |   |                | -ABS, G.Box:MA, 4Hole/Fori | 17-0015 |    | 21 |    | 22   | 76,5 | 71,5 | 30 | 75 | 93,5 | 798 | s3  |  |  |
| 1.4 VTS (55 kW) Eng. KFX/ KFW(TU3JP)    |    | 1/99-   | L   |   |   | +ABS, G.Box:MA | 17-0494                    | 48      | 21 |    |    | 76,5 |      |      | 86 |    | 623  | s16 |     |  |  |
|   |   | 1/99-   | L   |   |   |                | -ABS, G.Box:MA             | 17-0492 |    | 21 |    |      | 76,5 |      |    | 86 |      | 623 | s16 |  |  |
|   |   | 1/99-   | R   |   |   |                | +ABS, G.Box:MA             | 17-0495 | 48 | 21 | 22 |      | 76,5 | 70   |    | 86 | 74   | 805 | s16 |  |  |
|   |   | 1/99-   | R   |   |   |                | -ABS, G.Box:MA             | 17-0493 |    | 21 |    |      | 76,5 |      |    | 86 |      | 805 | s16 |  |  |
|   |   | 96-1/99   | L   |   |   |                | +ABS, G.Box:MA             | 17-0130 | 48 | 21 |    | 22   | 76,5 | 71,5 | 30 | 75 | 65   | 614 | s3  |  |  |
|   |   | 96-1/99   | L   |   |   |                | -ABS, G.Box:MA             | 17-0014 |    | 21 |    | 22   | 76,5 | 71,5 | 30 | 75 | 65   | 614 | s3  |  |  |
|   |   | 96-1/99   | R   |   |   |                | +ABS, G.Box:MA             | 17-0131 | 48 | 21 |    | 22   | 76,5 | 71,5 | 30 | 75 | 93,5 | 798 | s3  |  |  |
|   |   | 96-1/99   | R   |   |   |                | -ABS, G.Box:MA             | 17-0015 |    | 21 |    | 22   | 76,5 | 71,5 | 30 | 75 | 93,5 | 798 | s3  |  |  |
| 1.5 D (40-42-43 kW) Eng. VJY/ VJZ(TUD5) |   | 1/99-   | L   |   |   | +ABS, G.Box:MA | 17-0494                    | 48      | 21 |    |    | 76,5 |      |      | 86 |    | 623  | s16 |     |  |  |
|   |   | 1/99-   | L   |   |   |                | -ABS, G.Box:MA             | 17-0492 |    | 21 |    |      | 76,5 |      |    | 86 |      | 623 | s16 |  |  |
|   |   | 1/99-   | R   |   |   |                | +ABS, G.Box:MA             | 17-0495 | 48 | 21 | 22 |      | 76,5 | 70   |    | 86 | 74   | 805 | s16 |  |  |
|   |   | 1/99-   | R   |   |   |                | -ABS, G.Box:MA             | 17-0493 |    | 21 |    |      | 76,5 |      |    | 86 |      | 805 | s16 |  |  |
|   |   | 96-99   | L   |   |   |                | +ABS, Ch -8094, G.Box:MA   | 17-0130 | 48 | 21 |    | 22   | 76,5 | 71,5 | 30 | 75 | 65   | 614 | s3  |  |  |
|   |   | 96-99   | L   |   |   |                | -ABS, Ch -8094, G.Box:MA   | 17-0014 |    | 21 |    | 22   | 76,5 | 71,5 | 30 | 75 | 65   | 614 | s3  |  |  |
|   |   | 96-99   | R   |   |   |                | +ABS, Ch -8094, G.Box:MA   | 17-0131 | 48 | 21 |    | 22   | 76,5 | 71,5 | 30 | 75 | 93,5 | 798 | s3  |  |  |
|   |   | 96-99   | R   |   |   |                | -ABS, Ch -8094, G.Box:MA   | 17-0015 |    | 21 |    | 22   | 76,5 | 71,5 | 30 | 75 | 93,5 | 798 | s3  |  |  |
| 1.6 VTS (87 kW) Eng. NFX(TU5JP4)        |  | 1/99-   | L   |   |   | +ABS, G.Box:MA | 17-0486                    | 48      | 21 |    | 22 | 86,5 | 71,5 | 30   | 86 | 58 | 618  | s16 |     |  |  |
|   |   | 1/99-   | L   |   |   |                | -ABS, G.Box:MA             | 17-0488 |    | 21 |    | 22   | 86,5 | 71,5 | 30 | 86 | 58   | 618 | s16 |  |  |
|   |   | 1/99-   | R   |   |   |                | +ABS, G.Box:MA             | 17-0487 | 48 | 21 |    | 22   | 86,5 | 71,5 | 30 | 86 | 240  | 814 | s4  |  |  |
|   |   | 1/99-   | R   |   |   |                | -ABS, G.Box:MA             | 17-0489 |    | 21 |    | 22   | 86,5 | 71,5 | 30 | 86 | 240  | 814 | s4  |  |  |
|   |   | 96-1/99   | L   |   |   |                | +ABS, G.Box:MA             | 17-0146 | 48 | 21 |    | 22   | 86,5 | 71,5 | 30 | 76 | 58,5 | 609 | s3  |  |  |
|   |   | 96-1/99   | L   |   |   |                | -ABS, G.Box:MA             | 17-0103 |    | 21 |    | 22   | 86,5 | 71,5 | 30 | 76 | 58,5 | 609 | s3  |  |  |
|   |   | 96-1/99   | R   |   |   |                | +ABS, G.Box:MA             | 17-0147 | 48 | 21 |    | 22   | 86,5 | 71,5 | 30 | 76 | 253  | 802 | s4  |  |  |
|   |   | 96-1/99   | R   |   |   |                | -ABS, G.Box:MA             | 17-0104 |    | 21 |    | 22   | 86,5 | 71,5 | 30 | 76 | 253  | 802 | s4  |  |  |





































| <b>Visa '78-'91</b>             |   |  | L/R |  |  | NOTE | METELLI ref.   | ABS | A  | B  | C    | D    | E    | F  | H  | I    | L   | M   | Fig |
|---------------------------------|---|---|-----|---|---|------|----------------|-----|----|----|------|------|------|----|----|------|-----|-----|-----|
| 0.6 (24 kW) Eng. V06-665        |    | 82-   | L/R |   |   |      | <b>17-0009</b> |     | 21 |    |      | 75   | 115  | 30 | 91 |      | 584 | s1  |     |
| 0.6 (25 kW) Eng. V06-644        |    | 6/78-   | L/R |   |   |      | <b>17-0009</b> |     | 21 |    |      | 75   | 115  | 30 | 91 |      | 584 | s1  |     |
| 1.6 GTI (76 kW) Eng. 180A(XU5J) |    | 1/85-6/86   |     | ●   | M/T   |      | <b>13-0054</b> |     |    |    | 20   | 82   | 105  |    |    |      |     |     |     |
|                                 |    | 1/85-6/86   |     | ●   | M/T   |      | <b>15-1063</b> |     | 21 | 22 | 56   | 84   | 51   |    |    |      |     | 3   | 2   |
|                                 |    | 84-86   | L   |   | G.Box:BE1/3   |      | <b>17-0006</b> |     | 21 |    | 24   | 86,5 | 70,5 | 30 | 76 | 69,5 | 565 | s5  |     |
|                                 |    | 84-86   | R   |   | G.Box:BE1/3   |      | <b>17-0007</b> |     | 21 |    | 24   | 86,5 | 70,5 |    | 76 | 347  | 840 | s6  |     |
| 1.6 GTI (83 kW) Eng. B6D(XU5J)  |    | 86-89   | L   |   | G.Box:BE1/3   |      | <b>17-0006</b> |     | 21 |    | 24   | 86,5 | 70,5 | 30 | 76 | 69,5 | 565 | s5  |     |
|                                 |    | 86-89   | R   |   | G.Box:BE1/3   |      | <b>17-0007</b> |     | 21 |    | 24   | 86,5 | 70,5 |    | 76 | 347  | 840 | s6  |     |
| 1.8 D (44 kW) Eng. 161A(XUD7)   |    | 4/84-1/89   |     | ●   | M/T   |      | <b>13-0054</b> |     |    |    | 20   | 82   | 105  |    |    |      |     |     |     |
|                                 |    | 4/84-1/89   |     | ●   | M/T   |      | <b>15-1063</b> |     | 21 | 22 | 56   | 84   | 51   |    |    |      |     | 3   | 2   |
|                                 |    | 84-89   | L   |   | G.Box:BE1/3   |      | <b>17-0006</b> |     | 21 |    | 24   | 86,5 | 70,5 | 30 | 76 | 69,5 | 565 | s5  |     |
|                                 |    | 84-89   | R   |   | G.Box:BE1/3   |      | <b>17-0007</b> |     | 21 |    | 24   | 86,5 | 70,5 |    | 76 | 347  | 840 | s6  |     |
| <b>Xantia I (X1) '93-'98</b>    |   |  | L/R |  |  | NOTE | METELLI ref.   | ABS | A  | B  | C    | D    | E    | F  | H  | I    | L   | M   | Fig |
| 1.6 i (65 kW) Eng. BFZ(XU5JP)   |    | 3/93-1/98   |     | ●   | +/-ABS, Ch -6443  |      | <b>13-0146</b> |     |    |    | 23   | 88   | 101  |    |    |      |     |     |     |
|                                 |    | 3/93-1/98   |     | ●   | +ABS, Ch -6443  |      | <b>15-1208</b> | 48  | 25 | 23 | 55,3 | 87   | 46   |    |    |      |     | 11a | 2   |
|                                 |    | 3/93-1/98   |     | ●   | -ABS  |      | <b>15-1177</b> |     | 25 | 23 | 55,3 | 90   | 46   |    |    |      |     | 11a | 2   |
|                                 |    | 8/95-1/98   | L   |   | +ABS, G.Box:BE3/4HP14, Ø ABS 99mm   |      | <b>17-0150</b> | 48  | 25 |    | 24   | 88   | 81   | 33 | 80 | 70   | 618 | s5  |     |
|                                 |    | 93-1/98   | R   |   | -ABS, G.Box:BE3/4HP14   |      | <b>17-0149</b> |     | 25 |    | 24   | 90   | 81   | 33 | 80 | 350  | 895 | s6  |     |
| 1.8i (66 kW) Eng. LFX(XU7JB)    |   | 4/97-98   |     | ●   | +ABS, ABS:Bendix  |      | <b>13-0146</b> |     |    |    | 23   | 88   | 101  |    |    |      |     |     |     |
|                                 |  | 4/97-98   |     | ●   | +ABS, ABS:Bendix  |      | <b>15-1208</b> | 48  | 25 | 23 | 55,3 | 87   | 46   |    |    |      |     | 11a | 2   |
|                                 |  | 4/97-98   | L   |   | +ABS, G.Box:BE3/4HP14, Ø ABS 99mm   |      | <b>17-0150</b> | 48  | 25 |    | 24   | 88   | 81   | 33 | 80 | 70   | 618 | s5  |     |
|                                 |  | 4/97-98   | R   |   | -ABS, G.Box:BE3/4HP14   |      | <b>17-0149</b> |     | 25 |    | 24   | 90   | 81   | 33 | 80 | 350  | 895 | s6  |     |
| 1.8i (74 kW) Eng. LFZ(XU7JP)    |  | 3/93-1/98   |     | ●   | +ABS, ABS:Bendix  |      | <b>13-0116</b> |     |    |    | 23   | 88   | 101  |    |    |      |     |     |     |
|                                 |  | 3/93-1/98   |     | ●   | -ABS  |      | <b>13-0146</b> |     |    |    | 23   | 88   | 101  |    |    |      |     |     |     |
|                                 |  | 3/93-1/98   |     | ●   | +ABS, ABS:Bendix  |      | <b>15-1176</b> | 48  | 25 | 34 | 55,3 | 89,9 | 46   |    |    |      |     | 11a | 2   |
|                                 |  | 3/93-1/98   |     | ●   | -ABS  |      | <b>15-1177</b> |     | 25 | 23 | 55,3 | 90   | 46   |    |    |      |     | 11a | 2   |
|                                 |  | 3/93-1/98   | R   |   | -ABS, G.Box:BE3/4HP14   |      | <b>17-0149</b> |     | 25 |    | 24   | 90   | 81   | 33 | 80 | 350  | 895 | s6  |     |
|                                 |  | 8/95-1/98   | L   |   | +ABS, G.Box:BE3/4HP14, Ø ABS 99mm   |      | <b>17-0150</b> | 48  | 25 |    | 24   | 88   | 81   | 33 | 80 | 70   | 618 | s5  |     |























| Xantia I (X1) '93-'98                                 |   |  | L/R |  |  | NOTE                              | METELLI ref.                               | ABS     | A  | B  | C  | D    | E    | F   | H  | I   | L   | M   | Fig |   |
|---|---|---|-----|---|---|-----------------------------------|--|---------|----|----|----|------|------|-----|----|-----|-----|-----|-----|---|
| 1.8i 16v (81 kW) Eng. LFY(XU7JP4)                     |    | 95-98   |     | ●   |   | +ABS, ABS:Bendix                  | 13-0116                                    |         |    |    | 23 | 88   | 101  |     |    |     |     |     |     |   |
|   |   | 95-98   |     | ●   |   | -ABS                              | 13-0146                                    |         |    |    | 23 | 88   | 101  |     |    |     |     |     |     |   |
|   |    | 95-98   |     | ●   |   |                                   | +ABS, ABS:Bendix                           | 15-1176 | 48 | 25 | 34 | 55,3 | 89,9 | 46  |    |     |     |     | 11a | 2 |
|   |   | 95-98   |     | ●   |   |                                   | -ABS                                       | 15-1177 |    | 25 | 23 | 55,3 | 90   | 46  |    |     |     |     | 11a | 2 |
|   |    | 95-98   | L   |   |   |                                   | +ABS, G.Box:BE3/4HP14, Ø ABS 99mm          | 17-0150 | 48 | 25 |    | 24   | 88   | 81  | 33 | 80  | 70  | 618 | s5  |   |
|   |   | 95-98   | R   |   |   |                                   | -ABS                                       | 17-0149 |    | 25 |    | 24   | 90   | 81  | 33 | 80  | 350 | 895 | s6  |   |
| 1.9 D (50 kW) Eng. DJZ(XUD9Y)                         |    | 94-98   |     | ●   |   | +ABS                              | 13-0116                                    |         |    |    | 23 | 88   | 101  |     |    |     |     |     |     |   |
|   |   | 94-98   |     | ●   |   |                                   | -ABS                                       | 13-0146 |    |    |    | 23   | 88   | 101 |    |     |     |     |     |   |
|   |    | 94-98   |     | ●   |   |                                   | +ABS                                       | 15-1176 | 48 | 25 | 34 | 55,3 | 89,9 | 46  |    |     |     |     | 11a | 2 |
|   |   | 94-98   |     | ●   |   |                                   | -ABS                                       | 15-1177 |    | 25 | 23 | 55,3 | 90   | 46  |    |     |     |     | 11a | 2 |
|   |    | 6/94-98   | R   |   |   |                                   | -ABS, G.Box:BE3/4HP14                      | 17-0149 |    | 25 |    | 24   | 90   | 81  | 33 | 80  | 350 | 895 | s6  |   |
|   |   | 8/95-1/98   | L   |   |   |                                   | +ABS, G.Box:BE3/4HP14, Ø ABS 99mm          | 17-0150 | 48 | 25 |    | 24   | 88   | 81  | 33 | 80  | 70  | 618 | s5  |   |
| 1.9 D (51 kW) Eng. D9B(XUD9A-L)                       |    | 6/94-1/98   |     | ●   |   | -ABS                              | 13-0146                                    |         |    |    | 23 | 88   | 101  |     |    |     |     |     |     |   |
|   |   | 94-98   |     | ●   |   |                                   | +ABS                                       | 13-0116 |    |    |    | 23   | 88   | 101 |    |     |     |     |     |   |
|   |    | 6/94-1/98   |     | ●   |   |                                   | -ABS                                       | 15-1177 |    | 25 | 23 | 55,3 | 90   | 46  |    |     |     |     | 11a | 2 |
|   |   | 94-98   |     | ●   |   |                                   | +ABS                                       | 15-1176 | 48 | 25 | 34 | 55,3 | 89,9 | 46  |    |     |     |     | 11a | 2 |
|   |    | 6/94-1/98   | R   |   |   |                                   | -ABS, G.Box:BE3/4HP14                      | 17-0149 |    | 25 |    | 24   | 90   | 81  | 33 | 80  | 350 | 895 | s6  |   |
|   |   | 8/95-1/98   | L   |   |   |                                   | +ABS, G.Box:BE3/4HP14, Ø ABS 99mm          | 17-0150 | 48 | 25 |    | 24   | 88   | 81  | 33 | 80  | 70  | 618 | s5  |   |
| 1.9 SD (55 kW) Eng. DHW(XUD9SD)                       |    | 2/96-1/98   |     | ●   |   | +ABS                              | 13-0116                                    |         |    |    | 23 | 88   | 101  |     |    |     |     |     |     |   |
|   |   | 2/96-1/98   |     | ●   |   |                                   | -ABS                                       | 13-0146 |    |    |    | 23   | 88   | 101 |    |     |     |     |     |   |
|   |    | 2/96-1/98   |     | ●   |   |                                   | +ABS                                       | 15-1176 | 48 | 25 | 34 | 55,3 | 89,9 | 46  |    |     |     |     | 11a | 2 |
|   |   | 2/96-1/98   |     | ●   |   |                                   | -ABS                                       | 15-1177 |    | 25 | 23 | 55,3 | 90   | 46  |    |     |     |     | 11a | 2 |
|   |   | 2/96-1/98   | L   |   |   |                                   | +ABS, G.Box:BE3/4HP14, Ø ABS 99mm          | 17-0150 | 48 | 25 |    | 24   | 88   | 81  | 33 | 80  | 70  | 618 | s5  |   |
|   |   | 2/96-1/98   | R   |   |   |                                   | -ABS, G.Box:BE3/4HP14                      | 17-0149 |    | 25 |    | 24   | 90   | 81  | 33 | 80  | 350 | 895 | s6  |   |
| 1.9 TD (66 kW) Eng. DHX(XUD9TF-BTF)/<br>DHY(XUD9TE-Y) |  | 94-1/98   |     | ●   |   | +/-ABS                            | 13-0146                                    |         |    |    | 23 | 88   | 101  |     |    |     |     |     |     |   |
|   |   | 95-98   |     | ●   |   |                                   | +ABS                                       | 13-0116 |    |    |    | 23   | 88   | 101 |    |     |     |     |     |   |
|   |  | 94-1/98   |     | ●   |   |                                   | -ABS                                       | 15-1177 |    | 25 | 23 | 55,3 | 90   | 46  |    |     |     |     | 11a | 2 |
|   |   | 94-95   |     | ●   |   |                                   | +ABS                                       | 15-1208 | 48 | 25 | 23 | 55,3 | 87   | 46  |    |     |     |     | 11a | 2 |
|   |  | 95-98   |     | ●   |   |                                   | +ABS                                       | 15-1176 | 48 | 25 | 34 | 55,3 | 89,9 | 46  |    |     |     |     | 11a | 2 |
|   |   | 95-98   | L   |   |   |                                   | +ABS, M/T+A/T, G.Box:BE3/4HP14, Ø ABS 99mm | 17-0516 | 48 | 25 |    | 24   | 88   | 81  | 33 | 80  | 62  | 612 | s5  |   |
|   |   | R   |     |   |   | -ABS                              | 17-0149                                    |         | 25 |    | 24 | 90   | 81   | 33  | 80 | 350 | 895 | s6  |     |   |
| 2.0 i 16v (110-112 kW) Eng. RFT/ RFY(XU10J4Z)         |  | 95-98   | L   |   |   | +ABS, G.Box:BE3/4HP14, Ø ABS 99mm | 17-0516                                    | 48      | 25 |    | 24 | 88   | 81   | 33  | 80 | 62  | 612 | s5  |     |   |
|   |   | 95-98   | R   |   |   | -ABS                              | 17-0149                                    |         | 25 |    | 24 | 90   | 81   | 33  | 80 | 350 | 895 | s6  |     |   |


























| <b>Xantia I (X1) '93-'98</b>          |   |  | L/R |  |  | NOTE             | METELLI ref.                      | ABS     | A  | B  | C  | D    | E    | F   | H  | I  | L   | M   | Fig |     |   |
|---------------------------------------|---|---|-----|---|--|------------------|-----------------------------------|---------|----|----|----|------|------|-----|----|----|-----|-----|-----|-----|---|
| 2.0 i 16v (97 kW) Eng. RFV(XU10J4R)   |    | 95-98   |     | •   |  | +ABS, ABS:Bendix | 13-0116                           |         |    |    | 23 | 88   | 101  |     |    |    |     |     |     |     |   |
|                                       |   | 95-98   |     | •   |  |                  | -ABS                              | 13-0146 |    |    |    | 23   | 88   | 101 |    |    |     |     |     |     |   |
|                                       |    | 95-98   |     | •   |  |                  | +ABS, ABS:Bendix                  | 15-1176 | 48 | 25 | 34 | 55,3 | 89,9 | 46  |    |    |     |     |     | 11a | 2 |
|                                       |   | 95-98   |     | •   |  |                  | -ABS                              | 15-1177 |    | 25 | 23 | 55,3 | 90   | 46  |    |    |     |     |     | 11a | 2 |
|                                       |    | 95-98   | L   |   |  |                  | +ABS, Ø ABS 99mm                  | 17-0516 | 48 | 25 |    | 24   | 88   | 81  | 33 | 80 | 62  | 612 | s5  |     |   |
|                                       |   | 95-98   | R   |   |  |                  | -ABS                              | 17-0149 |    | 25 |    | 24   | 90   | 81  | 33 | 80 | 350 | 895 | s6  |     |   |
| 2.0 T. (108 kW) Eng. RGX(XU10J2TE)    |    | 6/95-1/98   |     | •   |  | +ABS             | 13-0503                           |         |    |    | 40 | 97   | 128  |     |    |    |     |     |     |     |   |
|                                       |   | 6/95-1/98   |     | •   |  |                  | +ABS                              | 15-1281 | 48 | 25 | 39 | 59   | 100  | 46  |    |    |     |     |     | 11a | 2 |
| 2.0i (89 kW) Eng. RFX(XU10J2C)        |    | 3/93-1/98   |     | •   |  | +ABS, ABS:Bendix | 13-0116                           |         |    |    | 23 | 88   | 101  |     |    |    |     |     |     |     |   |
|                                       |   | 3/93-1/98   |     | •   |  |                  | -ABS                              | 13-0146 |    |    |    | 23   | 88   | 101 |    |    |     |     |     |     |   |
|                                       |    | 3/93-1/98   |     | •   |  |                  | +ABS, ABS:Bendix                  | 15-1176 | 48 | 25 | 34 | 55,3 | 89,9 | 46  |    |    |     |     |     | 11a | 2 |
|                                       |   | 3/93-1/98   |     | •   |  |                  | -ABS                              | 15-1177 |    | 25 | 23 | 55,3 | 90   | 46  |    |    |     |     |     | 11a | 2 |
|                                       |    | 95-98   | L   |   |  |                  | +ABS, Ø ABS 99mm                  | 17-0516 | 48 | 25 |    | 24   | 88   | 81  | 33 | 80 | 62  | 612 | s5  |     |   |
|                                       |   | 95-98   | R   |   |  |                  | -ABS                              | 17-0149 |    | 25 |    | 24   | 90   | 81  | 33 | 80 | 350 | 895 | s6  |     |   |
| 2.1 TD 12v (80 kW) Eng. P8C(XUD11BTE) |    | 6/95-1/98   |     | •   |  | +ABS             | 13-0503                           |         |    |    | 40 | 97   | 128  |     |    |    |     |     |     |     |   |
|                                       |   | 6/95-1/98   |     | •   |  |                  | +ABS                              | 15-1281 | 48 | 25 | 39 | 59   | 100  | 46  |    |    |     |     |     | 11a | 2 |
| <b>Xantia I (X1) Break '93-'98</b>    |   |  | L/R |  |  | NOTE             | METELLI ref.                      | ABS     | A  | B  | C  | D    | E    | F   | H  | I  | L   | M   | Fig |     |   |
| 1.8i (66 kW) Eng. LFX(XU7JB)          |    | 97-98   |     | •   |  | +ABS, Ch -6443   | 13-0146                           |         |    |    | 23 | 88   | 101  |     |    |    |     |     |     |     |   |
|                                       |   | 97-98   |     | •   |  |                  | +ABS, Ch 6870-                    | 13-0116 |    |    |    | 23   | 88   | 101 |    |    |     |     |     |     |   |
|                                       |   | 97-98   |     | •   |  |                  | +ABS, Ch -6443                    | 15-1208 | 48 | 25 | 23 | 55,3 | 87   | 46  |    |    |     |     |     | 11a | 2 |
|                                       |   | 97-98   |     | •   |  |                  | +ABS, Ch 6870-                    | 15-1176 | 48 | 25 | 34 | 55,3 | 89,9 | 46  |    |    |     |     |     | 11a | 2 |
|                                       |  | 4/97-98   | L   |   |  |                  | +ABS, G.Box:BE3/4HP14, Ø ABS 99mm | 17-0150 | 48 | 25 |    | 24   | 88   | 81  | 33 | 80 | 70  | 618 | s5  |     |   |
|                                       |   | 4/97-98   | R   |   |  |                  | -ABS, G.Box:BE3/4HP14             | 17-0149 |    | 25 |    | 24   | 90   | 81  | 33 | 80 | 350 | 895 | s6  |     |   |
| 1.8i (74 kW) Eng. LFZ(XU7JP)          |  | 93-95   |     | •   |  | +ABS             | 13-0146                           |         |    |    | 23 | 88   | 101  |     |    |    |     |     |     |     |   |
|                                       |   | 95-98   |     | •   |  |                  | +ABS                              | 13-0116 |    |    |    | 23   | 88   | 101 |    |    |     |     |     |     |   |
|                                       |  | 93-95   |     | •   |  |                  | +ABS                              | 15-1208 | 48 | 25 | 23 | 55,3 | 87   | 46  |    |    |     |     |     | 11a | 2 |
|                                       |   | 95-98   |     | •   |  |                  | +ABS                              | 15-1176 | 48 | 25 | 34 | 55,3 | 89,9 | 46  |    |    |     |     |     | 11a | 2 |
|                                       |  | 3/93-1/98   | R   |   |  |                  | -ABS, G.Box:BE3/4HP14             | 17-0149 |    | 25 |    | 24   | 90   | 81  | 33 | 80 | 350 | 895 | s6  |     |   |
|                                       |   | 8/95-1/98   | L   |   |  |                  | +ABS, G.Box:BE3/4HP14, Ø ABS 99mm | 17-0150 | 48 | 25 |    | 24   | 88   | 81  | 33 | 80 | 70  | 618 | s5  |     |   |
| 1.8i 16v (81 kW) Eng. LFY(XU7JP4)     |  | 95-98   |     | •   |  | +ABS             | 13-0116                           |         |    |    | 23 | 88   | 101  |     |    |    |     |     |     |     |   |
|                                       |   | 95-98   |     | •   |  |                  | +ABS                              | 15-1176 | 48 | 25 | 34 | 55,3 | 89,9 | 46  |    |    |     |     |     | 11a | 2 |
|                                       |  | 95-98   | L   |   |  |                  | +ABS, G.Box:BE3/4HP14, Ø ABS 99mm | 17-0150 | 48 | 25 |    | 24   | 88   | 81  | 33 | 80 | 70  | 618 | s5  |     |   |
|                                       |   | 95-98   | R   |   |  |                  | -ABS                              | 17-0149 |    | 25 |    | 24   | 90   | 81  | 33 | 80 | 350 | 895 | s6  |     |   |

















































| <b>Xantia I (X1) Break '93-'98</b>                    |   |    | L/R |    |    | NOTE                                       | METELLI ref. | ABS | A  | B  | C    | D    | E   | F  | H  | I   | L   | M   | Fig |   |
|---|---|---|-----|---|--|--|--------------|-----|----|----|------|------|-----|----|----|-----|-----|-----|-----|---|
| 1.9 SD (55 kW) Eng. DHW(XUD9SD)                       |    | 96-98   | L   |   |  | +ABS, G.Box:BE3/4HP14, Ø ABS 99mm          | 17-0150      | 48  | 25 |    | 24   | 88   | 81  | 33 | 80 | 70  | 618 | s5  |     |   |
|   |   | 96-98   | R   |   |  | -ABS, G.Box:BE3/4HP14                      | 17-0149      |     | 25 |    | 24   | 90   | 81  | 33 | 80 | 350 | 895 | s6  |     |   |
| 1.9 TD (66 kW) Eng. DHX(XUD9TF-BTF)/<br>DHY(XUD9TE-Y) |    | 94-   |     | ●   |  | +/-ABS                                     | 13-0116      |     |    |    | 23   | 88   | 101 |    |    |     |     |     |     |   |
|   |    | 94-   |     | ●   |  | +ABS                                       | 15-1182      | 48  | 25 | 34 | 55,3 | 87   | 46  |    |    |     |     | 11a | 2   |   |
|   |   | 94-   |     | ●   |  | -ABS                                       | 15-1142      |     | 25 | 34 | 55,3 | 90   | 46  |    |    |     |     |     | 11a | 2 |
|   |    | 95-98   | L   |   |  | +ABS, M/T+A/T, G.Box:BE3/4HP14, Ø ABS 99mm | 17-0516      | 48  | 25 |    | 24   | 88   | 81  | 33 | 80 | 62  | 612 | s5  |     |   |
|   |   | 95-98   | R   |   |  | -ABS                                       | 17-0149      |     | 25 |    | 24   | 90   | 81  | 33 | 80 | 350 | 895 | s6  |     |   |
| 2.0 i 16v (97 kW) Eng. RFV(XU10J4R)                   |    | 95-98   |     | ●   |  | +/-ABS                                     | 13-0116      |     |    |    | 23   | 88   | 101 |    |    |     |     |     |     |   |
|   |    | 95-98   |     | ●   |  | +ABS                                       | 15-1182      | 48  | 25 | 34 | 55,3 | 87   | 46  |    |    |     |     | 11a | 2   |   |
|   |   | 95-98   |     | ●   |  | -ABS                                       | 15-1142      |     | 25 | 34 | 55,3 | 90   | 46  |    |    |     |     |     | 11a | 2 |
|   |    | 95-98   | L   |   |  | +ABS, Ø ABS 99mm                           | 17-0516      | 48  | 25 |    | 24   | 88   | 81  | 33 | 80 | 62  | 612 | s5  |     |   |
|   |   | 95-98   | R   |   |  | -ABS                                       | 17-0149      |     | 25 |    | 24   | 90   | 81  | 33 | 80 | 350 | 895 | s6  |     |   |
| 2.0 T. (108 kW) Eng. RGX(XU10J2TE)                    |    | 6/95-1/98   |     | ●   |  | +ABS                                       | 13-0503      |     |    |    | 40   | 97   | 128 |    |    |     |     |     |     |   |
|   |    | 6/95-1/98   |     | ●   |  | +ABS                                       | 15-1281      | 48  | 25 | 39 | 59   | 100  | 46  |    |    |     |     | 11a | 2   |   |
| 2.0i (89 kW) Eng. RFX(XU10J2C)                        |    | 93-   |     | ●   |  | +/-ABS                                     | 13-0116      |     |    |    | 23   | 88   | 101 |    |    |     |     |     |     |   |
|   |    | 93-   |     | ●   |  | +ABS                                       | 15-1182      | 48  | 25 | 34 | 55,3 | 87   | 46  |    |    |     |     | 11a | 2   |   |
|   |   | 93-   |     | ●   |  | -ABS                                       | 15-1142      |     | 25 | 34 | 55,3 | 90   | 46  |    |    |     |     |     | 11a | 2 |
|   |    | 95-98   | L   |   |  | +ABS, Ø ABS 99mm                           | 17-0516      | 48  | 25 |    | 24   | 88   | 81  | 33 | 80 | 62  | 612 | s5  |     |   |
|   |   | 95-98   | R   |   |  | -ABS                                       | 17-0149      |     | 25 |    | 24   | 90   | 81  | 33 | 80 | 350 | 895 | s6  |     |   |
| 2.1 TD 12v (80 kW) Eng. P8C(XUD11BTE)                 |    | 6/95-1/98   |     | ●   |  | +ABS                                       | 13-0503      |     |    |    | 40   | 97   | 128 |    |    |     |     |     |     |   |
|   |   | 6/95-1/98   |     | ●   |  | +ABS                                       | 15-1281      | 48  | 25 | 39 | 59   | 100  | 46  |    |    |     |     | 11a | 2   |   |
| <b>Xantia II (X2) '98-</b>                            |   |  | L/R |  |  | NOTE                                       | METELLI ref. | ABS | A  | B  | C    | D    | E   | F  | H  | I   | L   | M   | Fig |   |
| 1.8i (66 kW) Eng. LFX(XU7JB)                          |  | 98-   | L   |   |  | +ABS, G.Box:BE3/4HP14, Ø ABS 99mm          | 17-0150      | 48  | 25 |    | 24   | 88   | 81  | 33 | 80 | 70  | 618 | s5  |     |   |
|   |   | 98-   | R   |   |  | -ABS, G.Box:BE3/4HP14                      | 17-0149      |     | 25 |    | 24   | 90   | 81  | 33 | 80 | 350 | 895 | s6  |     |   |
| 1.8i 16v (81 kW) Eng. LFY(XU7JP4)                     |  | 98-   |     | ●   |  | +ABS                                       | 13-0116      |     |    |    | 23   | 88   | 101 |    |    |     |     |     |     |   |
|   |  | 98-   |     | ●   |  | +ABS                                       | 15-1176      | 48  | 25 | 34 | 55,3 | 89,9 | 46  |    |    |     |     | 11a | 2   |   |
|   |  | 98-   | L   |   |  | +ABS, G.Box:BE3/4HP14, Ø ABS 99mm          | 17-0150      | 48  | 25 |    | 24   | 88   | 81  | 33 | 80 | 70  | 618 | s5  |     |   |
|   |   | 98-   | R   |   |  | -ABS, G.Box:BE3/4HP14                      | 17-0149      |     | 25 |    | 24   | 90   | 81  | 33 | 80 | 350 | 895 | s6  |     |   |
| 1.9 SD (55 kW) Eng. DHW(XUD9SD)                       |  | 98-   | L   |   |  | +ABS, G.Box:BE3/4HP14, Ø ABS 99mm          | 17-0150      | 48  | 25 |    | 24   | 88   | 81  | 33 | 80 | 70  | 618 | s5  |     |   |
|   |   | 98-   | R   |   |  | -ABS, G.Box:BE3/4HP14                      | 17-0149      |     | 25 |    | 24   | 90   | 81  | 33 | 80 | 350 | 895 | s6  |     |   |
| 1.9 TD (66 kW) Eng. DHX(XUD9TF-BTF)/<br>DHY(XUD9TE-Y) |  | 98-   | L   |   |  | +ABS, Ø ABS 99mm                           | 17-0516      | 48  | 25 |    | 24   | 88   | 81  | 33 | 80 | 62  | 612 | s5  |     |   |
|   |   | 98-   | R   |   |  | -ABS, G.Box:BE3/4HP14                      | 17-0149      |     | 25 |    | 24   | 90   | 81  | 33 | 80 | 350 | 895 | s6  |     |   |
























| <b>Xantia II (X2) '98-</b>                         |   |  | L/R |  |  | NOTE                              | METELLI ref.   | ABS | A  | B  | C    | D    | E   | F  | H  | I   | L   | M   | Fig |
|--|---|---|-----|---|--|-----------------------------------|----------------|-----|----|----|------|------|-----|----|----|-----|-----|-----|-----|
| 2.0 HDi (66 kW) Eng. RHY(DW10TD)                   |    | 99-   |     | ●   |  | +/-ABS                            | <b>13-0116</b> |     |    |    | 23   | 88   | 101 |    |    |     |     |     |     |
|  |    | 99-   |     | ●   |  | +ABS                              | <b>15-1182</b> | 48  | 25 | 34 | 55,3 | 87   | 46  |    |    |     |     | 11a | 2   |
|  |    | 99-   |     | ●   |  | -ABS                              | <b>15-1142</b> |     | 25 | 34 | 55,3 | 90   | 46  |    |    |     |     | 11a | 2   |
| 2.0 HDi (80 kW) Eng. RHS/ RHZ(DW10ATED)            |    | 99-   |     | ●   |  | +ABS                              | <b>13-0503</b> |     |    |    | 40   | 97   | 128 |    |    |     |     |     |     |
|  |    | 99-   |     | ●   |  | +ABS                              | <b>15-1281</b> | 48  | 25 | 39 | 59   | 100  | 46  |    |    |     |     | 11a | 2   |
| 2.0 i 16v (97 kW) Eng. RFV(XU10J4R)                |    | 98-   | L   |   |  | +ABS, Ø ABS 99mm                  | <b>17-0516</b> | 48  | 25 |    | 24   | 88   | 81  | 33 | 80 | 62  | 612 | s5  |     |
|  |    | 98-   | R   |   |  | -ABS, G.Box:BE3/4HP14             | <b>17-0149</b> |     | 25 |    | 24   | 90   | 81  | 33 | 80 | 350 | 895 | s6  |     |
| 2.0 T. (108 kW) Eng. RGX(XU10J2TE)                 |    | 11/98-  |     | ●   |  | +ABS                              | <b>13-0503</b> |     |    |    | 40   | 97   | 128 |    |    |     |     |     |     |
|  |    | 11/98-  |     | ●   |  | +ABS                              | <b>15-1281</b> | 48  | 25 | 39 | 59   | 100  | 46  |    |    |     |     | 11a | 2   |
| 2.0i (89 kW) Eng. RFX(XU10J2C)                     |    | 98-   |     | ●   |  | +ABS                              | <b>13-0116</b> |     |    |    | 23   | 88   | 101 |    |    |     |     |     |     |
|  |    | 98-   |     | ●   |  | +ABS                              | <b>15-1176</b> | 48  | 25 | 34 | 55,3 | 89,9 | 46  |    |    |     |     | 11a | 2   |
|  |    | 98-   | L   |   |  | +ABS, Ø ABS 99mm                  | <b>17-0516</b> | 48  | 25 |    | 24   | 88   | 81  | 33 | 80 | 62  | 612 | s5  |     |
|  |    | 98-   | R   |   |  | -ABS, G.Box:BE3/4HP14             | <b>17-0149</b> |     | 25 |    | 24   | 90   | 81  | 33 | 80 | 350 | 895 | s6  |     |
| <b>Xantia II (X2) Break '98-</b>                   |   |  | L/R |  |  | NOTE                              | METELLI ref.   | ABS | A  | B  | C    | D    | E   | F  | H  | I   | L   | M   | Fig |
| 1.8i (66 kW) Eng. LFX(XU7JB)                       |    | 98-   | L   |   |  | +ABS, G.Box:BE3/4HP14, Ø ABS 99mm | <b>17-0150</b> | 48  | 25 |    | 24   | 88   | 81  | 33 | 80 | 70  | 618 | s5  |     |
|  |    | 98-   | R   |   |  | -ABS, G.Box:BE3/4HP14             | <b>17-0149</b> |     | 25 |    | 24   | 90   | 81  | 33 | 80 | 350 | 895 | s6  |     |
| 1.8i 16v (81 kW) Eng. LFY(XU7JP4)                  |    | 98-   |     | ●   |  | +ABS                              | <b>13-0116</b> |     |    |    | 23   | 88   | 101 |    |    |     |     |     |     |
|  |   | 98-   |     | ●   |  | +ABS                              | <b>15-1176</b> | 48  | 25 | 34 | 55,3 | 89,9 | 46  |    |    |     |     | 11a | 2   |
|  |  | 98-   | L   |   |  | +ABS, G.Box:BE3/4HP14, Ø ABS 99mm | <b>17-0150</b> | 48  | 25 |    | 24   | 88   | 81  | 33 | 80 | 70  | 618 | s5  |     |
|  |  | 98-   | R   |   |  | -ABS, G.Box:BE3/4HP14             | <b>17-0149</b> |     | 25 |    | 24   | 90   | 81  | 33 | 80 | 350 | 895 | s6  |     |
| 1.9 SD (55 kW) Eng. DHW(XUD9SD)                    |  | 98-   | L   |   |  | +ABS, G.Box:BE3/4HP14, Ø ABS 99mm | <b>17-0150</b> | 48  | 25 |    | 24   | 88   | 81  | 33 | 80 | 70  | 618 | s5  |     |
|  |  | 98-   | R   |   |  | -ABS, G.Box:BE3/4HP14             | <b>17-0149</b> |     | 25 |    | 24   | 90   | 81  | 33 | 80 | 350 | 895 | s6  |     |
| 1.9 TD (66 kW) Eng. DHX(XUD9TF-BTF)/ DHY(XUD9TE-Y) |  | 98-   | L   |   |  | +ABS, Ø ABS 99mm                  | <b>17-0516</b> | 48  | 25 |    | 24   | 88   | 81  | 33 | 80 | 62  | 612 | s5  |     |
|  |  | 98-   | R   |   |  | -ABS, G.Box:BE3/4HP14             | <b>17-0149</b> |     | 25 |    | 24   | 90   | 81  | 33 | 80 | 350 | 895 | s6  |     |
| 2.0 i 16v (97 kW) Eng. RFV(XU10J4R)                |  | 98-   | L   |   |  | +ABS, Ø ABS 99mm                  | <b>17-0516</b> | 48  | 25 |    | 24   | 88   | 81  | 33 | 80 | 62  | 612 | s5  |     |
|  |  | 98-   | R   |   |  | -ABS, G.Box:BE3/4HP14             | <b>17-0149</b> |     | 25 |    | 24   | 90   | 81  | 33 | 80 | 350 | 895 | s6  |     |
| 2.0 T. (108 kW) Eng. RGX(XU10J2TE)                 |  | 98-   |     | ●   |  | +ABS                              | <b>13-0503</b> |     |    |    | 40   | 97   | 128 |    |    |     |     |     |     |
|  |  | 98-   |     | ●   |  | +ABS                              | <b>15-1281</b> | 48  | 25 | 39 | 59   | 100  | 46  |    |    |     |     | 11a | 2   |
| 2.0i (89 kW) Eng. RFX(XU10J2C)                     |  | 98-   |     | ●   |  | +ABS                              | <b>13-0116</b> |     |    |    | 23   | 88   | 101 |    |    |     |     |     |     |
|  |  | 98-   |     | ●   |  | +ABS                              | <b>15-1176</b> | 48  | 25 | 34 | 55,3 | 89,9 | 46  |    |    |     |     | 11a | 2   |
|  |  | 98-   | L   |   |  | +ABS, Ø ABS 99mm                  | <b>17-0516</b> | 48  | 25 |    | 24   | 88   | 81  | 33 | 80 | 62  | 612 | s5  |     |
|  |  | 98-   | R   |   |  | -ABS, G.Box:BE3/4HP14             | <b>17-0149</b> |     | 25 |    | 24   | 90   | 81  | 33 | 80 | 350 | 895 | s6  |     |

| XM I (Y3) '89-'94                                    |    | L/R       |  |  | NOTE                        | METELLI ref.              | ABS     | A  | B  | C    | D    | E   | F   | H  | I   | L   | M   | Fig |     |   |
|--|---|-----------|---|--|-----------------------------|---------------------------|---------|----|----|------|------|-----|-----|----|-----|-----|-----|-----|-----|---|
| 2.0 (84 kW) Eng. XU102C/ J2/ J2Z                     |    | 89-94     |   | ●  | +ABS, G.Box:BE3, ABS:Bosch  | 13-0116                   |         |    |    | 23   | 88   | 101 |     |    |     |     |     |     |     |   |
|  |    | 5/89-4/94 |   | ●  | +ABS, G.Box:BE3             | 15-1179                   | 48      | 28 | 23 | 58,5 | 90   | 53  |     |    |     |     |     | 11a | 2   |   |
|  |   | 89-94     |   | ●  | +ABS, ABS:Bosch             | 15-1263                   | 29      | 28 | 23 | 57,5 | 99,8 | 53  |     |    |     |     |     |     | 11a | 2 |
|  |    | 5/89-6/94 | L   |  |                             | -ABS, G.Box:BE3           | 17-0175 |    | 28 |      | 24   | 90  | 81  | 33 | 90  | 62  | 652 |     | s3  |   |
|  |   | 5/89-6/94 | R   |  |                             | -ABS, G.Box:BE3           | 17-0174 |    | 28 |      | 24   | 90  | 81  | 33 | 90  | 355 | 937 |     | s4  |   |
| 2.0 i T. (104 kW) Eng. RGY(XU10J2TE-Z)               |    | 9/92-6/94 | L   |  | +ABS, G.Box:ME, ABS:Bosch   | 17-0177                   | 29      | 28 |    | 37   | 100  | 101 | 50  | 90 | 69  | 648 |     | s3  |     |   |
|  |   | 9/92-6/94 | R   |  | +ABS, G.Box:ME, ABS:Bosch   | 17-0176                   | 29      | 28 |    | 37   | 100  | 101 | 50  | 90 | 365 | 936 |     | s4  |     |   |
| 2.0i (79 kW) Eng. RDZ(XU10MZ)                        |    | 89-94     |   | ●  | +ABS, G.Box:BE3, ABS:Bosch  | 13-0116                   |         |    |    | 23   | 88   | 101 |     |    |     |     |     |     |     |   |
|  |    | 5/89-4/94 |   | ●  | +ABS, G.Box:BE3             | 15-1179                   | 48      | 28 | 23 | 58,5 | 90   | 53  |     |    |     |     |     |     | 11a | 2 |
|  |   | 89-94     |   | ●  | +ABS, ABS:Bosch             | 15-1263                   | 29      | 28 | 23 | 57,5 | 99,8 | 53  |     |    |     |     |     |     | 11a | 2 |
|  |    | 5/89-6/94 | L   |  |                             | -ABS, G.Box:BE3           | 17-0175 |    | 28 |      | 24   | 90  | 81  | 33 | 90  | 62  | 652 |     | s3  |   |
|  |   | 5/89-6/94 | R   |  |                             | -ABS, G.Box:BE3           | 17-0174 |    | 28 |      | 24   | 90  | 81  | 33 | 90  | 355 | 937 |     | s4  |   |
| 2.0i (89 kW) Eng. RFZ(XU10J2)                        |    | 89-94     |   | ●  | +ABS, G.Box:BE3, ABS:Bosch  | 13-0116                   |         |    |    | 23   | 88   | 101 |     |    |     |     |     |     |     |   |
|  |    | 5/89-4/94 |   | ●  | +ABS, G.Box:BE3             | 15-1179                   | 48      | 28 | 23 | 58,5 | 90   | 53  |     |    |     |     |     |     | 11a | 2 |
|  |   | 89-94     |   | ●  | +ABS, ABS:Bosch             | 15-1263                   | 29      | 28 | 23 | 57,5 | 99,8 | 53  |     |    |     |     |     |     | 11a | 2 |
|  |    | 5/89-6/94 | L   |  |                             | -ABS, G.Box:BE3           | 17-0175 |    | 28 |      | 24   | 90  | 81  | 33 | 90  | 62  | 652 |     | s3  |   |
|  |   | 5/89-6/94 | R   |  |                             | -ABS, G.Box:BE3           | 17-0174 |    | 28 |      | 24   | 90  | 81  | 33 | 90  | 355 | 937 |     | s4  |   |
| 2.1 D 12v (60 kW) Eng. P9A(XUD11A)                   |    | 89-94     |   | ●  | +ABS, G.Box:BE3, ABS:Bosch  | 13-0116                   |         |    |    | 23   | 88   | 101 |     |    |     |     |     |     |     |   |
|  |    | 89-94     |   | ●  | +ABS, ABS:Bosch             | 15-1263                   | 29      | 28 | 23 | 57,5 | 99,8 | 53  |     |    |     |     |     |     | 11a | 2 |
|  |   | 89-94     |   | ●  | +ABS, G.Box:BE3             | 15-1179                   | 48      | 28 | 23 | 58,5 | 90   | 53  |     |    |     |     |     |     | 11a | 2 |
|  |   | 89-94     | L   |  |                             | -ABS, G.Box:BE3           | 17-0175 |    | 28 |      | 24   | 90  | 81  | 33 | 90  | 62  | 652 |     | s3  |   |
|  |   | 89-94     | R   |  |                             | -ABS, G.Box:BE3           | 17-0174 |    | 28 |      | 24   | 90  | 81  | 33 | 90  | 355 | 937 |     | s4  |   |
| 2.1 TD 12v (80 kW) Eng. P8A/ PHZ/ PJZ(XUD11ATE/ BTE) |  | 89-94     |   | ●  | +ABS                        | 13-0147                   |         |    |    | 26   | 95   | 104 |     |    |     |     |     |     |     |   |
|  |  | 89-94     |   | ●  | +ABS, ABS:Bendix            | 15-1180                   | 48      | 28 | 27 | 59,1 | 100  | 53  |     |    |     |     |     |     | 11a | 2 |
|  |   | 89-94     |   | ●  | +ABS, ABS:Bosch             | 15-1264                   | 29      | 28 | 27 | 59   | 99,8 | 53  |     |    |     |     |     |     | 11a | 2 |
|  |  | 89-94     | L   |  |                             | +ABS, G.Box:ME, ABS:Bosch | 17-0177 | 29 | 28 |      | 37   | 100 | 101 | 50 | 90  | 69  | 648 |     | s3  |   |
|  |   | 89-94     | R   |  |                             | +ABS, G.Box:ME, ABS:Bosch | 17-0176 | 29 | 28 |      | 37   | 100 | 101 | 50 | 90  | 365 | 936 |     | s4  |   |
| 3.0 V6 (123 kW) Eng. SFZ/ UFZ(ZPJ-Z)                 |  | 89-94     |   | ●  | +ABS                        | 13-0147                   |         |    |    | 26   | 95   | 104 |     |    |     |     |     |     |     |   |
|  |  | 5/89-4/94 |   | ●  | +ABS, G.Box:M5T, ABS:Bendix | 15-1180                   | 48      | 28 | 27 | 59,1 | 100  | 53  |     |    |     |     |     |     | 11a | 2 |
|  |   | 89-94     |   | ●  | +ABS, ABS:Bosch             | 15-1264                   | 29      | 28 | 27 | 59   | 99,8 | 53  |     |    |     |     |     |     | 11a | 2 |
|  |  | 5/89-6/94 | L   |  |                             | +ABS, G.Box:ME, ABS:Bosch | 17-0177 | 29 | 28 |      | 37   | 100 | 101 | 50 | 90  | 69  | 648 |     | s3  |   |
|  |   | 5/89-6/94 | R   |  |                             | +ABS, G.Box:ME, ABS:Bosch | 17-0176 | 29 | 28 |      | 37   | 100 | 101 | 50 | 90  | 365 | 936 |     | s4  |   |

















| XM I (Y3) '89-'94                                    |   |  | L/R |  |  | NOTE                        | METELLI ref. | ABS | A  | B  | C    | D    | E   | F  | H  | I   | L   | M | Fig |   |
|--|---|---|-----|---|---|-----------------------------|--------------|-----|----|----|------|------|-----|----|----|-----|-----|---|-----|---|
| 3.0 V6 24v (147 kW) Eng. SKZ/ UKZ(ZPJ4-Z)            |    | 90-94   |     | ●   |   | +ABS                        | 13-0147      |     |    |    | 26   | 95   | 104 |    |    |     |     |   |     |   |
|  |    | 90-94   |     | ●   |   | +ABS, ABS:Bendix            | 15-1180      | 48  | 28 | 27 | 59,1 | 100  | 53  |    |    |     |     |   | 11a | 2 |
|  |   | 90-94   |     | ●   |   | +ABS, ABS:Bosch             | 15-1264      | 29  | 28 | 27 | 59   | 99,8 | 53  |    |    |     |     |   | 11a | 2 |
|  |    | 90-94   | L   |   |   | +ABS, G.Box:ME, ABS:Bosch   | 17-0177      | 29  | 28 |    | 37   | 100  | 101 | 50 | 90 | 69  | 648 |   | s3  |   |
|  |   | 90-94   | R   |   |   | +ABS, G.Box:ME, ABS:Bosch   | 17-0176      | 29  | 28 |    | 37   | 100  | 101 | 50 | 90 | 365 | 936 |   | s4  |   |
| XM I (Y3) Break '89-'94                              |   |  | L/R |  |  | NOTE                        | METELLI ref. | ABS | A  | B  | C    | D    | E   | F  | H  | I   | L   | M | Fig |   |
| 2.0 i T. (104 kW) Eng. RGY(XU10J2TE-Z)               |    | 9/92-6/94   | L   |   |   | +ABS, G.Box:ME, ABS:Bosch   | 17-0177      | 29  | 28 |    | 37   | 100  | 101 | 50 | 90 | 69  | 648 |   | s3  |   |
|  |   | 9/92-6/94   | R   |   |   | +ABS, G.Box:ME, ABS:Bosch   | 17-0176      | 29  | 28 |    | 37   | 100  | 101 | 50 | 90 | 365 | 936 |   | s4  |   |
| 2.0i (79 kW) Eng. RDZ(XU10MZ)                        |    | 89-94   |     | ●   |   | +ABS, G.Box:BE3, ABS:Bosch  | 13-0116      |     |    |    | 23   | 88   | 101 |    |    |     |     |   |     |   |
|  |    | 89-94   |     | ●   |   | +ABS, ABS:Bosch             | 15-1263      | 29  | 28 | 23 | 57,5 | 99,8 | 53  |    |    |     |     |   | 11a | 2 |
|  |   | 89-94   |     | ●   |   | +ABS, G.Box:BE3             | 15-1179      | 48  | 28 | 23 | 58,5 | 90   | 53  |    |    |     |     |   | 11a | 2 |
|  |    | 89-94   | L   |   |   | -ABS, G.Box:BE3             | 17-0175      |     | 28 |    | 24   | 90   | 81  | 33 | 90 | 62  | 652 |   | s3  |   |
|  |   | 89-94   | R   |   |   | -ABS, G.Box:BE3             | 17-0174      |     | 28 |    | 24   | 90   | 81  | 33 | 90 | 355 | 937 |   | s4  |   |
| 2.0i (89 kW) Eng. RFZ(XU10J2)                        |    | 89-94   |     | ●   |   | +ABS, G.Box:BE3, ABS:Bosch  | 13-0116      |     |    |    | 23   | 88   | 101 |    |    |     |     |   |     |   |
|  |    | 89-94   |     | ●   |   | +ABS, ABS:Bosch             | 15-1263      | 29  | 28 | 23 | 57,5 | 99,8 | 53  |    |    |     |     |   | 11a | 2 |
|  |   | 89-94   |     | ●   |   | +ABS, G.Box:BE3             | 15-1179      | 48  | 28 | 23 | 58,5 | 90   | 53  |    |    |     |     |   | 11a | 2 |
|  |    | 89-94   | L   |   |   | -ABS, G.Box:BE3             | 17-0175      |     | 28 |    | 24   | 90   | 81  | 33 | 90 | 62  | 652 |   | s3  |   |
|  |   | 89-94   | R   |   |   | -ABS, G.Box:BE3             | 17-0174      |     | 28 |    | 24   | 90   | 81  | 33 | 90 | 355 | 937 |   | s4  |   |
| 2.1 D 12v (60 kW) Eng. P9A(XUD11A)                   |    | 89-94   |     | ●   |   | +ABS, G.Box:BE3, ABS:Bosch  | 13-0116      |     |    |    | 23   | 88   | 101 |    |    |     |     |   |     |   |
|  |   | 89-94   |     | ●   |   | +ABS, ABS:Bosch             | 15-1263      | 29  | 28 | 23 | 57,5 | 99,8 | 53  |    |    |     |     |   | 11a | 2 |
|  |   | 89-94   |     | ●   |   | +ABS, G.Box:BE3             | 15-1179      | 48  | 28 | 23 | 58,5 | 90   | 53  |    |    |     |     |   | 11a | 2 |
|  |  | 89-94   | L   |   |   | -ABS, G.Box:BE3             | 17-0175      |     | 28 |    | 24   | 90   | 81  | 33 | 90 | 62  | 652 |   | s3  |   |
|  |   | 89-94   | R   |   |   | -ABS, G.Box:BE3             | 17-0174      |     | 28 |    | 24   | 90   | 81  | 33 | 90 | 355 | 937 |   | s4  |   |
| 2.1 TD 12v (80 kW) Eng. P8A/ PHZ/ PJZ(XUD11ATE/ BTE) |  | 89-94   |     | ●   |   | +ABS                        | 13-0147      |     |    |    | 26   | 95   | 104 |    |    |     |     |   |     |   |
|  |  | 89-94   |     | ●   |   | +ABS, ABS:Bendix            | 15-1180      | 48  | 28 | 27 | 59,1 | 100  | 53  |    |    |     |     |   | 11a | 2 |
|  |   | 89-94   |     | ●   |   | +ABS, ABS:Bosch             | 15-1264      | 29  | 28 | 27 | 59   | 99,8 | 53  |    |    |     |     |   | 11a | 2 |
|  |  | 89-94   | L   |   |   | +ABS, G.Box:ME, ABS:Bosch   | 17-0177      | 29  | 28 |    | 37   | 100  | 101 | 50 | 90 | 69  | 648 |   | s3  |   |
|  |   | 89-94   | R   |   |   | +ABS, G.Box:ME, ABS:Bosch   | 17-0176      | 29  | 28 |    | 37   | 100  | 101 | 50 | 90 | 365 | 936 |   | s4  |   |
| 3.0 V6 (123 kW) Eng. SFZ/ UFZ(ZPJ-Z)                 |  | 89-94   |     | ●   |   | +ABS                        | 13-0147      |     |    |    | 26   | 95   | 104 |    |    |     |     |   |     |   |
|  |  | 89-94   |     | ●   |   | +ABS, ABS:Bosch             | 15-1264      | 29  | 28 | 27 | 59   | 99,8 | 53  |    |    |     |     |   | 11a | 2 |
|  |   | 89-94   |     | ●   |   | +ABS, G.Box:M5T, ABS:Bendix | 15-1180      | 48  | 28 | 27 | 59,1 | 100  | 53  |    |    |     |     |   | 11a | 2 |
|  |  | 89-94   | L   |   |   | +ABS, G.Box:ME, ABS:Bosch   | 17-0177      | 29  | 28 |    | 37   | 100  | 101 | 50 | 90 | 69  | 648 |   | s3  |   |
|  |   | 89-94   | R   |   |   | +ABS, G.Box:ME, ABS:Bosch   | 17-0176      | 29  | 28 |    | 37   | 100  | 101 | 50 | 90 | 365 | 936 |   | s4  |   |
























| XM II (Y4) '94-'00                                   |   |  | L/R |  |  | NOTE                                     | METELLI ref.    | ABS     | A  | B  | C    | D    | E    | F  | H  | I    | L   | M   | Fig |    |
|--|---|---|-----|---|---|--|-----------------|---------|----|----|------|------|------|----|----|------|-----|-----|-----|----|
| 2.0 T. (108 kW) Eng. RGX(XU10J2TE)                   |    | 94-   |     | •   |   | +ABS                                     | 13-0147         |         |    |    | 26   | 95   | 104  |    |    |      |     |     |     |    |
|  |    | 94-   |     | •   |   | +ABS                                     | 15-1180         | 48      | 28 | 27 | 59,1 | 100  | 53   |    |    |      |     |     | 11a | 2  |
| 2.1 TD 12v (80 kW) Eng. P8C/ PHZ/ PJZ(XUD11ATE/ BTE) |    | 94-   |     | •   |   | +ABS                                     | 13-0147         |         |    |    | 26   | 95   | 104  |    |    |      |     |     |     |    |
|  |    | 94-   |     | •   |   | +ABS                                     | 15-1180         | 48      | 28 | 27 | 59,1 | 100  | 53   |    |    |      |     |     | 11a | 2  |
| XM II (Y4) Break '94-'00                             |   |  | L/R |  |  | NOTE                                     | METELLI ref.    | ABS     | A  | B  | C    | D    | E    | F  | H  | I    | L   | M   | Fig |    |
| 2.0 i 16v (97 kW) Eng. RFV(XU10J4R)                  |    | 94-00   |     | •   |   | +ABS, M/T+A/T, G.Box:ME,4HP, ABS: Bendix | 13-0147         |         |    |    | 26   | 95   | 104  |    |    |      |     |     |     |    |
|  |    | 94-00   |     | •   |   | +ABS, M/T+A/T, G.Box:ME,4HP, ABS: Bendix | 15-1180         | 48      | 28 | 27 | 59,1 | 100  | 53   |    |    |      |     |     | 11a | 2  |
| 2.0 T. (108 kW) Eng. RGX(XU10J2TE)                   |    | 94-   |     | •   |   | +ABS, M/T+A/T, G.Box:ME,4HP, ABS: Bendix | 13-0147         |         |    |    | 26   | 95   | 104  |    |    |      |     |     |     |    |
|  |    | 94-   |     | •   |   | +ABS, M/T+A/T, G.Box:ME,4HP, ABS: Bendix | 15-1180         | 48      | 28 | 27 | 59,1 | 100  | 53   |    |    |      |     |     | 11a | 2  |
| 2.1 D 12v (60 kW) Eng. P9A(XUD11A)                   |    | 94-   |     | •   |   | +ABS, M/T+A/T, G.Box:ME,4HP, ABS: Bendix | 13-0147         |         |    |    | 26   | 95   | 104  |    |    |      |     |     |     |    |
|  |    | 94-   |     | •   |   | +ABS, M/T+A/T, G.Box:ME,4HP, ABS: Bendix | 15-1180         | 48      | 28 | 27 | 59,1 | 100  | 53   |    |    |      |     |     | 11a | 2  |
| 2.1 TD 12v (80 kW) Eng. P8C/ PHZ/ PJZ(XUD11ATE/ BTE) |    | 94-   |     | •   |   | +ABS, M/T+A/T, G.Box:ME,4HP, ABS: Bendix | 13-0147         |         |    |    | 26   | 95   | 104  |    |    |      |     |     |     |    |
|  |    | 94-   |     | •   |   | +ABS, M/T+A/T, G.Box:ME,4HP, ABS: Bendix | 15-1180         | 48      | 28 | 27 | 59,1 | 100  | 53   |    |    |      |     |     | 11a | 2  |
| Xsara (N1/0), Coupe '97-                             |   |  | L/R |  |  | NOTE                                     | METELLI ref.    | ABS     | A  | B  | C    | D    | E    | F  | H  | I    | L   | M   | Fig |    |
| 1.4 HDi (50 kW) Eng. 8HX(DV4TD)                      |    | 03-   |     | •   |   | +ABS                                     | 13-0509         |         |    |    | 34,9 | 84   | 119  |    |    |      |     |     |     |    |
|  |    | 03-   |     | •   |   | +ABS                                     | 15-1558         | 29      | 25 | 34 | 58,5 | 86   | 46,5 |    |    |      |     |     | 11a | 2  |
| 1.4 i (55 kW) Eng. KFX/ KFW(TU3JP)                   |   | 97-   | L   |   |   | +ABS, G.Box:MA                           | 17-0217         | 29      | 25 |    | 22   | 84   | 72   |    | 79 |      |     | 594 | s3  |    |
|  |   | 97-   | L   |   |   | -ABS, G.Box:MA                           | 17-0156         |         | 21 |    | 22   | 86,5 | 71,5 | 30 | 76 | 58,5 | 592 | s3  |     |    |
|  |   | 97-   | R   |   |   | +ABS, G.Box:MA                           | 17-0218         | 29      | 25 |    | 22   | 84   | 72   |    | 79 |      |     | 865 | s4  |    |
|  |   | 97-   | R   |   |   | -ABS, G.Box:MA                           | 17-0157         |         | 21 |    | 22   | 86,5 | 71,5 | 30 | 76 | 328  | 865 | s4  |     |    |
| 1.6 i (65 kW) Eng. NFZ(TU5JP)                        |  | 97-00   | L   |   |   | +ABS, G.Box:MA                           | 17-0217         | 29      | 25 |    | 22   | 84   | 72   |    | 79 |      |     | 594 | s3  |    |
|  |   | 97-00   | L   |   |   | -ABS, G.Box:MA                           | 17-0520         |         | 25 |    |      | 86,5 |      |    | 80 |      |     | 594 | s16 |    |
|  |   | 97-00   | R   |   |   | +ABS, G.Box:MA                           | 17-0218         | 29      | 25 |    | 22   | 84   | 72   |    | 79 |      |     | 865 | s4  |    |
|  |   | 97-00   | R   |   |   | -ABS, G.Box:MA                           | 17-0521         |         | 25 |    |      | 86,5 |      |    | 32 | 80   |     |     | 865 | s4 |
| 1.8 D (43 kW) Eng. A9A(XUD7)                         |  | 97-00   |     | •   |   | +/-ABS                                   | 13-0146         |         |    |    | 23   | 88   | 101  |    |    |      |     |     |     |    |
|  |   | 97-00   |     | •   |   | +ABS                                     | 15-1175         | 29      | 25 | 23 | 55,3 | 87   | 46   |    |    |      |     |     | 11a | 2  |
|  |   | 97-00   |     | •   |   | -ABS                                     | 15-1177         |         | 25 | 23 | 55,3 | 90   | 46   |    |    |      |     |     | 11a | 2  |
|  |  | 97-00   | L   |   |   |  | +ABS, G.Box:BE3 | 17-0136 | 29 | 25 |      |      | 88   |    |    | 80   | 70  | 593 | s5  |    |
|  |   | 97-00   | L   |   |   |  | -ABS, G.Box:BE3 | 17-0078 |    | 25 |      | 24   | 90   | 79 |    | 80   | 70  | 585 | s16 |    |
|  |   | 97-00   | R   |   |   |  | +ABS, G.Box:BE3 | 17-0137 | 29 | 25 |      | 24   | 88   | 81 | 33 | 80   | 350 | 867 | s6  |    |
|  |   | 97-00   | R   |   |   |  | -ABS, G.Box:BE3 | 17-0079 |    | 25 |      | 24   | 90   | 81 | 33 | 80   | 350 | 867 | s6  |    |
































| Xsara (N1/0), Coupe '97-               |    |  |  |  | NOTE            | METELLI ref.      | ABS     | A  | B  | C    | D  | E    | F  | H  | I  | L   | M   | Fig |     |   |
|--|---|---|---|--|-----------------|-------------------|---------|----|----|------|----|------|----|----|----|-----|-----|-----|-----|---|
| 1.8 i Aut. (74 kW) Eng. LFZ(XU7JP)     |    | 97-00   |   | ●  | +/-ABS          | 13-0146           |         |    |    | 23   | 88 | 101  |    |    |    |     |     |     |     |   |
|  |    | 97-00   |   | ●  | +ABS            | 15-1175           | 29      | 25 | 23 | 55,3 | 87 | 46   |    |    |    |     |     | 11a | 2   |   |
|  |   | 97-00   |   | ●  | -ABS            | 15-1177           |         | 25 | 23 | 55,3 | 90 | 46   |    |    |    |     |     |     | 11a | 2 |
|  |    | 97-00   | L   |  |                 | +ABS, G.Box:4HP14 | 17-0136 | 29 | 25 |      |    | 88   |    |    | 80 | 70  | 593 | s5  |     |   |
|  |   | 97-00   | L   |  |                 | -ABS, G.Box:4HP14 | 17-0078 |    | 25 |      | 24 | 90   | 79 |    | 80 | 70  | 585 | s16 |     |   |
|  |   | 97-00   | R   |  |                 | +ABS, G.Box:4HP14 | 17-0137 | 29 | 25 |      | 24 | 88   | 81 | 33 | 80 | 350 | 867 | s6  |     |   |
|  |   | 97-00   | R   |  |                 | -ABS, G.Box:4HP14 | 17-0079 |    | 25 |      | 24 | 90   | 81 | 33 | 80 | 350 | 867 | s6  |     |   |
| 1.8i (66 kW) Eng. LFX(XU7JB)           |    | 7/97-   |   | ●  | +ABS, G.Box:BE3 | 13-0203           |         |    |    | 28   | 74 | 115  |    |    |    |     |     |     |     |   |
|  |    | 7/97-   |   | ●  | +ABS, G.Box:BE3 | 15-1302           | 29      | 25 | 34 | 59   | 87 | 46   |    |    |    |     |     | 11a | 2   |   |
|  |    | 7/97-   | L   |  |                 | +ABS, G.Box:BE3   | 17-0136 | 29 | 25 |      |    | 88   |    |    | 80 | 70  | 593 | s5  |     |   |
|  |   | 7/97-   | R   |  |                 | +ABS, G.Box:BE3   | 17-0137 | 29 | 25 |      | 24 | 88   | 81 | 33 | 80 | 350 | 867 | s6  |     |   |
|  |   | 97-   | L   |  |                 | -ABS, G.Box:BE3   | 17-0078 |    | 25 |      | 24 | 90   | 79 |    | 80 | 70  | 585 | s16 |     |   |
|  |   | 97-   | R   |  |                 | -ABS, G.Box:BE3   | 17-0079 |    | 25 |      | 24 | 90   | 81 | 33 | 80 | 350 | 867 | s6  |     |   |
| 1.8i 16v (81 kW) Eng. LFY(XU7JP4)      |    | 7/97-   |   | ●  | +ABS, G.Box:BE3 | 13-0203           |         |    |    | 28   | 74 | 115  |    |    |    |     |     |     |     |   |
|  |    | 7/97-   |   | ●  | +ABS, G.Box:BE3 | 15-1302           | 29      | 25 | 34 | 59   | 87 | 46   |    |    |    |     |     | 11a | 2   |   |
|  |    | 7/97-   | L   |  |                 | +ABS, G.Box:BE3   | 17-0136 | 29 | 25 |      |    | 88   |    |    | 80 | 70  | 593 | s5  |     |   |
|  |   | 7/97-   | R   |  |                 | +ABS, G.Box:BE3   | 17-0137 | 29 | 25 |      | 24 | 88   | 81 | 33 | 80 | 350 | 867 | s6  |     |   |
|  |   | 97-   | L   |  |                 | -ABS, G.Box:BE3   | 17-0078 |    | 25 |      | 24 | 90   | 79 |    | 80 | 70  | 585 | s16 |     |   |
|  |   | 97-   | R   |  |                 | -ABS, G.Box:BE3   | 17-0079 |    | 25 |      | 24 | 90   | 81 | 33 | 80 | 350 | 867 | s6  |     |   |
| 1.9 D (50 kW) Eng. DJY(XUD9A)          |    | 7/97-   |   | ●  | +ABS, G.Box:BE3 | 13-0203           |         |    |    | 28   | 74 | 115  |    |    |    |     |     |     |     |   |
|  |   | 7/97-   |   | ●  | +ABS, G.Box:BE3 | 15-1302           | 29      | 25 | 34 | 59   | 87 | 46   |    |    |    |     |     | 11a | 2   |   |
|  |  | 7/97-   | L   |  |                 | +ABS, G.Box:BE3   | 17-0136 | 29 | 25 |      |    | 88   |    |    | 80 | 70  | 593 | s5  |     |   |
|  |   | 7/97-   | R   |  |                 | +ABS, G.Box:BE3   | 17-0137 | 29 | 25 |      | 24 | 88   | 81 | 33 | 80 | 350 | 867 | s6  |     |   |
|  |   | 97-   | L   |  |                 | -ABS, G.Box:BE3   | 17-0078 |    | 25 |      | 24 | 90   | 79 |    | 80 | 70  | 585 | s16 |     |   |
|  |   | 97-   | R   |  |                 | -ABS, G.Box:BE3   | 17-0079 |    | 25 |      | 24 | 90   | 81 | 33 | 80 | 350 | 867 | s6  |     |   |
| 1.9 D (51 kW) Eng. WJY(DW8B)/ WJZ(DW8) |  | 98-   |   | ●  | +ABS            | 13-0509           |         |    |    | 34,9 | 84 | 119  |    |    |    |     |     |     |     |   |
|  |  | 98-   |   | ●  | +ABS            | 15-1558           | 29      | 25 | 34 | 58,5 | 86 | 46,5 |    |    |    |     |     | 11a | 2   |   |
|  |  | 98-   | L   |  |                 | -ABS, G.Box:BE3   | 17-0078 |    | 25 |      | 24 | 90   | 79 |    | 80 | 70  | 585 | s16 |     |   |
|  |   | 98-   | R   |  |                 | -ABS, G.Box:BE3   | 17-0079 |    | 25 |      | 24 | 90   | 81 | 33 | 80 | 350 | 867 | s6  |     |   |



















| Xsara (N1/0), Coupe '97-               |    | L/R   |  |  | NOTE            | METELLI ref.    | ABS     | A  | B  | C    | D     | E   | F  | H  | I  | L     | M   | Fig |     |
|--|---|-------|---|---|-----------------|-----------------|---------|----|----|------|-------|-----|----|----|----|-------|-----|-----|-----|
| 1.9 SD (55 kW) Eng. DHV(XUD9BSD)       |    | 98-   |   | ●   | +ABS, G.Box:BE3 | 13-0203         |         |    |    | 28   | 74    | 115 |    |    |    |       |     |     |     |
|  |    | 98-   |   | ●   | +ABS, G.Box:BE3 | 15-1302         | 29      | 25 | 34 | 59   | 87    | 46  |    |    |    |       |     | 11a | 2   |
|  |    | 98-   | L   |   |                 | +ABS, G.Box:BE3 | 17-0136 | 29 | 25 |      |       | 88  |    |    | 80 | 70    | 593 |     | s5  |
|  |   | 98-   | L   |   |                 | -ABS, G.Box:BE3 | 17-0078 |    | 25 |      | 24    | 90  | 79 |    | 80 | 70    | 585 |     | s16 |
|  |   | 98-   | R   |   |                 | +ABS, G.Box:BE3 | 17-0137 | 29 | 25 |      | 24    | 88  | 81 | 33 | 80 | 350   | 867 |     | s6  |
|  |   | 98-   | R   |   |                 | -ABS, G.Box:BE3 | 17-0079 |    | 25 |      | 24    | 90  | 81 | 33 | 80 | 350   | 867 |     | s6  |
| 1.9 TD (66 kW) Eng. DHY(XUD9TE-Y)      |    | 7/97- |   | ●   | +ABS, G.Box:BE3 | 13-0203         |         |    |    | 28   | 74    | 115 |    |    |    |       |     |     |     |
|  |    | 7/97- |   | ●   | +ABS, G.Box:BE3 | 15-1302         | 29      | 25 | 34 | 59   | 87    | 46  |    |    |    |       |     | 11a | 2   |
|  |    | 97-00 | L   |   |                 | +ABS, G.Box:BE3 | 17-0519 | 29 | 25 |      | 24    | 88  | 81 | 33 | 80 | 62    | 586 |     | s5  |
|  |   | 97-00 | R   |   |                 | +ABS, G.Box:BE3 | 17-0137 | 29 | 25 |      | 24    | 88  | 81 | 33 | 80 | 350   | 867 |     | s6  |
|  |   | 97-00 | R   |   |                 | -ABS            | 17-0079 |    | 25 |      | 24    | 90  | 81 | 33 | 80 | 350   | 867 |     | s6  |
| 2.0 16v (100 kW) Eng. RFN(EW10J4)      |    | 00-   |   | ●   | +ABS            | 13-0308         |         |    |    | 31   | 75    | 115 |    |    |    |       |     |     |     |
|  |    | 00-   |   | ●   | +ABS            | 15-1446         | 29      | 25 | 34 | 58,5 | 87,75 | 46  |    |    |    |       |     | 11a | 2   |
| 2.0 HDi (66 kW) Eng. RHY(DW10TD)       |    | 99-   |   | ●   | +ABS            | 13-0308         |         |    |    | 31   | 75    | 115 |    |    |    |       |     |     |     |
|  |    | 99-   |   | ●   | +ABS            | 15-1446         | 29      | 25 | 34 | 58,5 | 87,75 | 46  |    |    |    |       |     | 11a | 2   |
|  |    | 99-   | L   |   |                 | +ABS, G.Box:BE3 | 17-0519 | 29 | 25 |      | 24    | 88  | 81 | 33 | 80 | 62    | 586 |     | s5  |
|  |   | 99-   | R   |   |                 | +ABS, G.Box:BE3 | 17-0137 | 29 | 25 |      | 24    | 88  | 81 | 33 | 80 | 350   | 867 |     | s6  |
|  |   | 99-   | R   |   |                 | -ABS            | 17-0079 |    | 25 |      | 24    | 90  | 81 | 33 | 80 | 350   | 867 |     | s6  |
| 2.0 HDi (80 kW) Eng. RHS/RHZ(DW10ATED) |    | 01-   |   | ●   | +ABS            | 13-0308         |         |    |    | 31   | 75    | 115 |    |    |    |       |     |     |     |
|  |    | 01-   |   | ●   | +ABS            | 15-1446         | 29      | 25 | 34 | 58,5 | 87,75 | 46  |    |    |    |       |     | 11a | 2   |
|  |  | 01-   | L   |   |                 | +ABS, A/T       | 17-0807 | 29 | 25 |      | 26    | 88  | 81 |    | 80 | 46,5  | 575 |     | s3  |
|  |   | 01-   | R   |   |                 | +ABS, A/T       | 17-0808 | 29 | 25 |      | 26    | 88  | 81 |    | 80 | 258,8 | 786 |     | s4  |
| 2.0 i 16v (120 kW) Eng. RFS(XU10J4RS)  |  | 97-00 |   | ●   | +/-ABS          | 13-0146         |         |    |    | 23   | 88    | 101 |    |    |    |       |     |     |     |
|  |  | 97-00 |   | ●   | +ABS            | 15-1175         | 29      | 25 | 23 | 55,3 | 87    | 46  |    |    |    |       |     | 11a | 2   |
|  |   | 97-00 |   | ●   | -ABS            | 15-1177         |         | 25 | 23 | 55,3 | 90    | 46  |    |    |    |       |     | 11a | 2   |
|  |  | 97-00 | L   |   |                 | +ABS, G.Box:BE3 | 17-0519 | 29 | 25 |      | 24    | 88  | 81 | 33 | 80 | 62    | 586 |     | s5  |
|  |   | 97-00 | R   |   |                 | +ABS, G.Box:BE3 | 17-0137 | 29 | 25 |      | 24    | 88  | 81 | 33 | 80 | 350   | 867 |     | s6  |
|  |   | 97-00 | R   |   |                 | -ABS            | 17-0079 |    | 25 |      | 24    | 90  | 81 | 33 | 80 | 350   | 867 |     | s6  |
| 2.0 i 16v (97 kW) Eng. RFV(XU10J4R)    |  | 98-00 |   | ●   | +ABS            | 13-0308         |         |    |    | 31   | 75    | 115 |    |    |    |       |     |     |     |
|  |  | 98-00 |   | ●   | +ABS            | 15-1446         | 29      | 25 | 34 | 58,5 | 87,75 | 46  |    |    |    |       |     | 11a | 2   |
|  |  | 98-00 | L   |   |                 | +ABS, G.Box:BE3 | 17-0519 | 29 | 25 |      | 24    | 88  | 81 | 33 | 80 | 62    | 586 |     | s5  |
|  |   | 98-00 | R   |   |                 | +ABS, G.Box:BE3 | 17-0137 | 29 | 25 |      | 24    | 88  | 81 | 33 | 80 | 350   | 867 |     | s6  |
|  |   | 98-00 | R   |   |                 | -ABS            | 17-0079 |    | 25 |      | 24    | 90  | 81 | 33 | 80 | 350   | 867 |     | s6  |

















| <b>Xsara (N2) Break '97-</b>       |    | L/R   |  |  | NOTE              | METELLI ref.      | ABS            | A  | B  | C    | D    | E    | F  | H  | I    | L   | M   | Fig |   |  |
|------------------------------------|---|-------|---|---|-------------------|-------------------|----------------|----|----|------|------|------|----|----|------|-----|-----|-----|---|--|
| 1.4 HDi (50 kW) Eng. 8HX(DV4TD)    |    | 03-   |   | ●   | +ABS              | <b>13-0509</b>    |                |    |    | 34,9 | 84   | 119  |    |    |      |     |     |     |   |  |
|                                    |    | 03-   |   | ●   | +ABS              | <b>15-1558</b>    | 29             | 25 | 34 | 58,5 | 86   | 46,5 |    |    |      |     |     | 11a | 2 |  |
| 1.4 i (55 kW) Eng. KFX/ KFW(TU3JP) |    | 97-   | L   |   | G.Box:MA          | <b>17-0156</b>    |                | 21 |    | 22   | 86,5 | 71,5 | 30 | 76 | 58,5 | 592 | s3  |     |   |  |
|                                    |   | 97-   | L   |   | +ABS, G.Box:MA    | <b>17-0217</b>    | 29             | 25 |    | 22   | 84   | 72   |    | 79 |      | 594 | s3  |     |   |  |
|                                    |   | 97-   | R   |   | G.Box:MA          | <b>17-0157</b>    |                | 21 |    | 22   | 86,5 | 71,5 | 30 | 76 | 328  | 865 | s4  |     |   |  |
|                                    |   | 97-   | R   |   | +ABS, G.Box:MA    | <b>17-0218</b>    | 29             | 25 |    | 22   | 84   | 72   |    | 79 |      | 865 | s4  |     |   |  |
| 1.6 i (65 kW) Eng. NFZ(TU5JP)      |    | 97-00 | L   |   | +ABS, G.Box:MA    | <b>17-0217</b>    | 29             | 25 |    | 22   | 84   | 72   |    | 79 |      | 594 | s3  |     |   |  |
|                                    |   | 97-00 | L   |   | -ABS, G.Box:MA    | <b>17-0520</b>    |                | 25 |    |      | 86,5 |      |    | 80 |      | 594 | s16 |     |   |  |
|                                    |   | 97-00 | R   |   | +ABS, G.Box:MA    | <b>17-0218</b>    | 29             | 25 |    | 22   | 84   | 72   |    | 79 |      | 865 | s4  |     |   |  |
|                                    |   | 97-00 | R   |   | -ABS, G.Box:MA    | <b>17-0521</b>    |                | 25 |    |      | 86,5 |      | 32 | 80 |      | 865 | s4  |     |   |  |
| 1.8 D (43 kW) Eng. A9A(XUD7)       |    | 97-00 |   | ●   | +/-ABS            | <b>13-0146</b>    |                |    |    | 23   | 88   | 101  |    |    |      |     |     |     |   |  |
|                                    |    | 97-00 |   | ●   | +ABS              | <b>15-1175</b>    | 29             | 25 | 23 | 55,3 | 87   | 46   |    |    |      |     |     | 11a | 2 |  |
|                                    |   | 97-00 |   | ●   | -ABS              | <b>15-1177</b>    |                | 25 | 23 | 55,3 | 90   | 46   |    |    |      |     |     | 11a | 2 |  |
|                                    |    | 97-00 | L   |   |                   | +ABS, G.Box:BE3   | <b>17-0136</b> | 29 | 25 |      |      | 88   |    |    | 80   | 70  | 593 | s5  |   |  |
|                                    |   | 97-00 | L   |   |                   | -ABS, G.Box:BE3   | <b>17-0078</b> |    | 25 |      | 24   | 90   | 79 |    | 80   | 70  | 585 | s16 |   |  |
|                                    |   | 97-00 | R   |   |                   | +ABS, G.Box:BE3   | <b>17-0137</b> | 29 | 25 |      | 24   | 88   | 81 | 33 | 80   | 350 | 867 | s6  |   |  |
| 97-00                              |   | R     |   |   | -ABS, G.Box:BE3   | <b>17-0079</b>    |                | 25 |    | 24   | 90   | 81   | 33 | 80 | 350  | 867 | s6  |     |   |  |
| 1.8 i Aut. (74 kW) Eng. LFZ(XU7JP) |    | 97-00 |   | ●   | +/-ABS            | <b>13-0146</b>    |                |    |    | 23   | 88   | 101  |    |    |      |     |     |     |   |  |
|                                    |    | 97-00 |   | ●   | +ABS              | <b>15-1175</b>    | 29             | 25 | 23 | 55,3 | 87   | 46   |    |    |      |     |     | 11a | 2 |  |
|                                    |   | 97-00 |   | ●   | -ABS              | <b>15-1177</b>    |                | 25 | 23 | 55,3 | 90   | 46   |    |    |      |     |     | 11a | 2 |  |
|                                    |  | 97-00 | L   |   |                   | +ABS, G.Box:4HP14 | <b>17-0136</b> | 29 | 25 |      |      | 88   |    |    | 80   | 70  | 593 | s5  |   |  |
|                                    |   | 97-00 | L   |   |                   | -ABS, G.Box:4HP14 | <b>17-0078</b> |    | 25 |      | 24   | 90   | 79 |    | 80   | 70  | 585 | s16 |   |  |
|                                    |   | 97-00 | R   |   |                   | +ABS, G.Box:4HP14 | <b>17-0137</b> | 29 | 25 |      | 24   | 88   | 81 | 33 | 80   | 350 | 867 | s6  |   |  |
| 97-00                              |   | R     |   |   | -ABS, G.Box:4HP14 | <b>17-0079</b>    |                | 25 |    | 24   | 90   | 81   | 33 | 80 | 350  | 867 | s6  |     |   |  |
| 1.8i (66 kW) Eng. LFX(XU7JB)       |  | 7/97- |   | ●   | +ABS, G.Box:BE3   | <b>13-0203</b>    |                |    |    | 28   | 74   | 115  |    |    |      |     |     |     |   |  |
|                                    |  | 7/97- |   | ●   | +ABS, G.Box:BE3   | <b>15-1302</b>    | 29             | 25 | 34 | 59   | 87   | 46   |    |    |      |     |     | 11a | 2 |  |
|                                    |  | 7/97- | L   |   |                   | +ABS, G.Box:BE3   | <b>17-0136</b> | 29 | 25 |      |      | 88   |    |    | 80   | 70  | 593 | s5  |   |  |
|                                    |   | 7/97- | R   |   |                   | +ABS, G.Box:BE3   | <b>17-0137</b> | 29 | 25 |      | 24   | 88   | 81 | 33 | 80   | 350 | 867 | s6  |   |  |
|                                    |   | 97-   | L   |   |                   | -ABS, G.Box:BE3   | <b>17-0078</b> |    | 25 |      | 24   | 90   | 79 |    | 80   | 70  | 585 | s16 |   |  |
|                                    |   | 97-   | R   |   |                   | -ABS, G.Box:BE3   | <b>17-0079</b> |    | 25 |      | 24   | 90   | 81 | 33 | 80   | 350 | 867 | s6  |   |  |
















| Xsara (N2) Break '97-                  |    | L/R   |  |  | NOTE            | METELLI ref.    | ABS     | A  | B  | C    | D     | E    | F  | H  | I  | L   | M   | Fig |   |  |
|--|---|-------|---|---|-----------------|-----------------|---------|----|----|------|-------|------|----|----|----|-----|-----|-----|---|--|
| 1.8i 16v (81 kW) Eng. LFY(XU7JP4)      |    | 97-   |   | ●   | +ABS, G.Box:BE3 | 13-0203         |         |    |    | 28   | 74    | 115  |    |    |    |     |     |     |   |  |
|  |    | 97-   |   | ●   | +ABS, G.Box:BE3 | 15-1302         | 29      | 25 | 34 | 59   | 87    | 46   |    |    |    |     |     | 11a | 2 |  |
|  |    | 97-   | L   |   |                 | +ABS, G.Box:BE3 | 17-0136 | 29 | 25 |      |       | 88   |    |    | 80 | 70  | 593 | s5  |   |  |
|  |   | 97-   | L   |   |                 | -ABS, G.Box:BE3 | 17-0078 |    | 25 |      | 24    | 90   | 79 |    | 80 | 70  | 585 | s16 |   |  |
|  |   | 97-   | R   |   |                 | +ABS, G.Box:BE3 | 17-0137 | 29 | 25 |      | 24    | 88   | 81 | 33 | 80 | 350 | 867 | s6  |   |  |
|  |   | 97-   | R   |   |                 | -ABS, G.Box:BE3 | 17-0079 |    | 25 |      | 24    | 90   | 81 | 33 | 80 | 350 | 867 | s6  |   |  |
| 1.9 D (50 kW) Eng. DJY(XUD9A)          |    | 97-   |   | ●   | +ABS, G.Box:BE3 | 13-0203         |         |    |    | 28   | 74    | 115  |    |    |    |     |     |     |   |  |
|  |    | 97-   |   | ●   | +ABS, G.Box:BE3 | 15-1302         | 29      | 25 | 34 | 59   | 87    | 46   |    |    |    |     |     | 11a | 2 |  |
|  |    | 97-   | L   |   |                 | +ABS, G.Box:BE3 | 17-0136 | 29 | 25 |      |       | 88   |    |    | 80 | 70  | 593 | s5  |   |  |
|  |   | 97-   | L   |   |                 | -ABS, G.Box:BE3 | 17-0078 |    | 25 |      | 24    | 90   | 79 |    | 80 | 70  | 585 | s16 |   |  |
|  |   | 97-   | R   |   |                 | +ABS, G.Box:BE3 | 17-0137 | 29 | 25 |      | 24    | 88   | 81 | 33 | 80 | 350 | 867 | s6  |   |  |
|  |   | 97-   | R   |   |                 | -ABS, G.Box:BE3 | 17-0079 |    | 25 |      | 24    | 90   | 81 | 33 | 80 | 350 | 867 | s6  |   |  |
| 1.9 D (51 kW) Eng. WJY(DW8B)/ WJZ(DW8) |    | 98-   |   | ●   | +ABS            | 13-0509         |         |    |    | 34,9 | 84    | 119  |    |    |    |     |     |     |   |  |
|  |    | 98-   |   | ●   | +ABS            | 15-1558         | 29      | 25 | 34 | 58,5 | 86    | 46,5 |    |    |    |     |     | 11a | 2 |  |
|  |    | 98-   | L   |   |                 | -ABS, G.Box:BE3 | 17-0078 |    | 25 |      | 24    | 90   | 79 |    | 80 | 70  | 585 | s16 |   |  |
|  |   | 98-   | R   |   |                 | -ABS, G.Box:BE3 | 17-0079 |    | 25 |      | 24    | 90   | 81 | 33 | 80 | 350 | 867 | s6  |   |  |
| 1.9 SD (55 kW) Eng. DHV(XUD9BSD)       |    | 98-00 |   | ●   | +ABS, G.Box:BE3 | 13-0203         |         |    |    | 28   | 74    | 115  |    |    |    |     |     |     |   |  |
|  |    | 98-00 |   | ●   | +ABS, G.Box:BE3 | 15-1302         | 29      | 25 | 34 | 59   | 87    | 46   |    |    |    |     |     | 11a | 2 |  |
|  |   | 98-00 | L   |   |                 | +ABS, G.Box:BE3 | 17-0136 | 29 | 25 |      |       | 88   |    |    | 80 | 70  | 593 | s5  |   |  |
|  |   | 98-00 | L   |   |                 | -ABS, G.Box:BE3 | 17-0078 |    | 25 |      | 24    | 90   | 79 |    | 80 | 70  | 585 | s16 |   |  |
|  |   | 98-00 | R   |   |                 | +ABS, G.Box:BE3 | 17-0137 | 29 | 25 |      | 24    | 88   | 81 | 33 | 80 | 350 | 867 | s6  |   |  |
|  |   | 98-00 | R   |   |                 | -ABS, G.Box:BE3 | 17-0079 |    | 25 |      | 24    | 90   | 81 | 33 | 80 | 350 | 867 | s6  |   |  |
| 1.9 TD (66 kW) Eng. DHY(XUD9TE-Y)      |  | 7/97- |   | ●   | +ABS, G.Box:BE3 | 13-0203         |         |    |    | 28   | 74    | 115  |    |    |    |     |     |     |   |  |
|  |  | 7/97- |   | ●   | +ABS, G.Box:BE3 | 15-1302         | 29      | 25 | 34 | 59   | 87    | 46   |    |    |    |     |     | 11a | 2 |  |
|  |  | 97-00 | L   |   |                 | -ABS            | 17-0078 |    | 25 |      | 24    | 90   | 79 |    | 80 | 70  | 585 | s16 |   |  |
|  |   | 97-00 | R   |   |                 | -ABS            | 17-0079 |    | 25 |      | 24    | 90   | 81 | 33 | 80 | 350 | 867 | s6  |   |  |
| 2.0 16v (100 kW) Eng. RFN(EW10J4)      |  | 00-   |   | ●   | +ABS            | 13-0308         |         |    |    | 31   | 75    | 115  |    |    |    |     |     |     |   |  |
|  |  | 00-   |   | ●   | +ABS            | 15-1446         | 29      | 25 | 34 | 58,5 | 87,75 | 46   |    |    |    |     |     | 11a | 2 |  |
| 2.0 HDi (66 kW) Eng. RHY(DW10TD)       |  | 99-   |   | ●   | +ABS            | 13-0308         |         |    |    | 31   | 75    | 115  |    |    |    |     |     |     |   |  |
|  |  | 99-   |   | ●   | +ABS            | 15-1446         | 29      | 25 | 34 | 58,5 | 87,75 | 46   |    |    |    |     |     | 11a | 2 |  |
|  |  | 99-   | L   |   |                 | -ABS            | 17-0078 |    | 25 |      | 24    | 90   | 79 |    | 80 | 70  | 585 | s16 |   |  |
|  |   | 99-   | R   |   |                 | -ABS            | 17-0079 |    | 25 |      | 24    | 90   | 81 | 33 | 80 | 350 | 867 | s6  |   |  |

| <b>Xsara (N2) Break '97-</b>                     |   |    | L/R |    |    | NOTE                 | METELLI ref. | ABS | A  | B  | C    | D     | E    | F  | H    | I   | L   | M | Fig |   |
|--|---|---|-----|---|--|----------------------|--------------|-----|----|----|------|-------|------|----|------|-----|-----|---|-----|---|
| 2.0 HDi (80 kW) Eng. RHS/ RHZ(DW10ATED)          |    | 01-   |     | •   |  | +ABS                 | 13-0308      |     |    |    | 31   | 75    | 115  |    |      |     |     |   |     |   |
|  |    | 01-   |     | •   |  | +ABS                 | 15-1446      | 29  | 25 | 34 | 58,5 | 87,75 | 46   |    |      |     |     |   | 11a | 2 |
| 2.0 i 16v (97 kW) Eng. RFV(XU10J4R)              |    | 98-   |     | •   |  | +ABS                 | 13-0308      |     |    |    | 31   | 75    | 115  |    |      |     |     |   |     |   |
|  |    | 98-   |     | •   |  | +ABS                 | 15-1446      | 29  | 25 | 34 | 58,5 | 87,75 | 46   |    |      |     |     |   | 11a | 2 |
| <b>Xsara Picasso (N68) '00-</b>                  |   |    | L/R |    |    | NOTE                 | METELLI ref. | ABS | A  | B  | C    | D     | E    | F  | H    | I   | L   | M | Fig |   |
| 1.6 (65-70 kW) Eng. NFZ/ NFV(TU5JP)              |    | 00-   |     | •   |  | +ABS                 | 13-0509      |     |    |    | 34,9 | 84    | 119  |    |      |     |     |   |     |   |
|  |    | 00-   |     | •   |  | +ABS                 | 15-1558      | 29  | 25 | 34 | 58,5 | 86    | 46,5 |    |      |     |     |   | 11a | 2 |
| 1.6 16v (80 kW) Eng. NFU(TU5JP4)                 |    | 05-   |     | •   |  | +ABS                 | 13-0504      |     |    |    | 34,9 | 84    | 119  |    |      |     |     |   |     |   |
|  |    | 05-   |     | •   |  | +ABS                 | 15-1585      | 48  | 25 | 34 | 58,5 | 86    | 46,5 |    |      |     |     |   | 11a | 2 |
| 1.6 HDi (66 kW) Eng. DV6ATED4                    |    | 05-   |     | •   |  | +ABS                 | 13-0504      |     |    |    | 34,9 | 84    | 119  |    |      |     |     |   |     |   |
|  |    | 05-   |     | •   |  | +ABS                 | 15-1585      | 48  | 25 | 34 | 58,5 | 86    | 46,5 |    |      |     |     |   | 11a | 2 |
| 1.6 HDi 16v (80 kW) Eng. 9HY(DV6TED4)            |    | 04-   |     | •   |  | +ABS                 | 13-0504      |     |    |    | 34,9 | 84    | 119  |    |      |     |     |   |     |   |
|  |    | 04-   |     | •   |  | +ABS                 | 15-1585      | 48  | 25 | 34 | 58,5 | 86    | 46,5 |    |      |     |     |   | 11a | 2 |
|  |    | 04-   | L   |   |  | +ABS, M/T, G.Box:BE4 | 17-0805      | 48  | 25 | 24 |      | 88    |      |    | 79   | 62  | 584 |   | s3  |   |
|  |   | 04-   | R   |   |  | +ABS, M/T, G.Box:BE4 | 17-0806      | 48  | 25 | 24 |      | 88    |      |    | 79   | 350 | 875 |   | s4  |   |
| 1.8i 16v (81-85 kW) Eng. LFY(XU7JP4)/ 6FZ(EW7J4) |    | 00-   |     | •   |  | +ABS                 | 13-0509      |     |    |    | 34,9 | 84    | 119  |    |      |     |     |   |     |   |
|  |    | 00-   |     | •   |  | +ABS                 | 15-1558      | 29  | 25 | 34 | 58,5 | 86    | 46,5 |    |      |     |     |   | 11a | 2 |
|  |    | 00-   | L   |   |  | +ABS, G.Box:BE3      | 17-0136      | 29  | 25 |    |      | 88    |      |    | 80   | 70  | 593 |   | s5  |   |
|  |   | 00-   | L   |   |  | -ABS, G.Box:BE3      | 17-0078      |     | 25 |    | 24   | 90    | 79   |    | 80   | 70  | 585 |   | s16 |   |
|  |   | 00-   | R   |   |  | +ABS, G.Box:BE3      | 17-0137      | 29  | 25 |    | 24   | 88    | 81   | 33 | 80   | 350 | 867 |   | s6  |   |
|  |   | 00-   | R   |   |  | -ABS, G.Box:BE3      | 17-0079      |     | 25 |    | 24   | 90    | 81   | 33 | 80   | 350 | 867 |   | s6  |   |
| 2.0 16v (100 kW) Eng. RFN(EW10J4)                |  | 03-   |     | •   |  | +ABS                 | 13-0308      |     |    |    | 31   | 75    | 115  |    |      |     |     |   |     |   |
|  |  | 03-   |     | •   |  | +ABS                 | 15-1446      | 29  | 25 | 34 | 58,5 | 87,75 | 46   |    |      |     |     |   | 11a | 2 |
| 2.0 HDi (66 kW) Eng. RHY(DW10TD)                 |  | 00-   |     | •   |  | +ABS                 | 13-0308      |     |    |    | 31   | 75    | 115  |    |      |     |     |   |     |   |
|  |  | 00-   |     | •   |  | +ABS                 | 15-1446      | 29  | 25 | 34 | 58,5 | 87,75 | 46   |    |      |     |     |   | 11a | 2 |
|  |  | 00-   | L   |   |  | +ABS, M/T, G.Box:BE4 | 17-0805      | 48  | 25 | 24 |      | 88    |      |    | 79   | 62  | 584 |   | s3  |   |
|  |   | 00-   | R   |   |  | +ABS, M/T, G.Box:BE4 | 17-0806      | 48  | 25 | 24 |      | 88    |      |    | 79   | 350 | 875 |   | s4  |   |
|  |   | 00-   | R   |   |  | -ABS                 | 17-0079      |     | 25 |    | 24   | 90    | 81   | 33 | 80   | 350 | 867 |   | s6  |   |
|  |   |   |     |   |  |                      |              |     |    |    |      |       |      |    |      |     |     |   |     |   |
| <b>ZX (N2) '91-'97</b>                           |   |  | L/R |  |  | NOTE                 | METELLI ref. | ABS | A  | B  | C    | D     | E    | F  | H    | I   | L   | M | Fig |   |
| 1.1 (44 kW) Eng. HDZ(TU1M)                       |  | 3/91-   | L   |   |  | G.Box:MA             | 17-0010      |     | 21 |    | 22   | 86,5  | 71,5 | 30 | 75,5 | 65  | 599 |   | s3  |   |
|  |   | 3/91-   | R   |   |  | G.Box:MA             | 17-0011      |     | 21 |    | 22   | 86,5  | 71,5 | 30 | 75,5 | 328 | 858 |   | s4  |   |













| ZX (N2) '91-'97                             |    | L/R       |  |  | NOTE            | METELLI ref.    | ABS     | A  | B  | C    | D  | E    | F    | H  | I    | L   | M   | Fig |     |   |
|---|---|-----------|---|---|-----------------|-----------------|---------|----|----|------|----|------|------|----|------|-----|-----|-----|-----|---|
| 1.4 i (55 kW) Eng. KDX/ KDZ(TU3M-Z)         |    | 3/91-6/97 |   | ●   | G.Box:BE1       | 13-0019         |         |    |    | 20   | 80 | 107  |      |    |      |     |     |     |     |   |
|   |    | 3/91-6/97 |   | ●   | G.Box:BE1       | 15-1015         |         | 25 | 22 | 55,3 | 84 | 46   |      |    |      |     |     | 11a | 2   |   |
|   |    | 3/91-     | L   |   |                 | G.Box:MA        | 17-0010 |    | 21 |      | 22 | 86,5 | 71,5 | 30 | 75,5 | 65  | 599 |     | s3  |   |
|   |   | 3/91-     | R   |   |                 | G.Box:MA        | 17-0011 |    | 21 |      | 22 | 86,5 | 71,5 | 30 | 75,5 | 328 | 858 |     | s4  |   |
| 1.4ie (55 kW) Eng. KFX(TU3JP)               |    | 3/91-6/97 |   | ●   | G.Box:BE1       | 13-0019         |         |    |    | 20   | 80 | 107  |      |    |      |     |     |     |     |   |
|   |    | 3/91-6/97 |   | ●   | G.Box:BE1       | 15-1015         |         | 25 | 22 | 55,3 | 84 | 46   |      |    |      |     |     | 11a | 2   |   |
|   |    | 3/91-     | L   |   |                 | G.Box:MA        | 17-0010 |    | 21 |      | 22 | 86,5 | 71,5 | 30 | 75,5 | 65  | 599 |     | s3  |   |
|   |   | 3/91-     | R   |   |                 | G.Box:MA        | 17-0011 |    | 21 |      | 22 | 86,5 | 71,5 | 30 | 75,5 | 328 | 858 |     | s4  |   |
| 1.6 i (65-66 kW) Eng. BDY(XU5M)/ BFZ(XU5JP) |    | 3/91-6/97 |   | ●   | -ABS, G.Box:BE1 | 13-0019         |         |    |    | 20   | 80 | 107  |      |    |      |     |     |     |     |   |
|   |   | 3/91-96   |   | ●   | +ABS            | 13-0146         |         |    |    | 23   | 88 | 101  |      |    |      |     |     |     |     |   |
|   |    | 3/91-6/97 |   | ●   | -ABS, G.Box:BE1 | 15-1015         |         | 25 | 22 | 55,3 | 84 | 46   |      |    |      |     |     |     | 11a | 2 |
|   |   | 3/91-96   |   | ●   | +ABS            | 15-1208         | 48      | 25 | 23 | 55,3 | 87 | 46   |      |    |      |     |     |     | 11a | 2 |
|   |    | 3/91-     | L   |   |                 | +ABS, G.Box:BE3 | 17-0136 | 29 | 25 |      |    | 88   |      |    | 80   | 70  | 593 |     | s5  |   |
|   |   | 3/91-     | L   |   |                 | -ABS, G.Box:BE3 | 17-0023 |    | 25 |      | 24 | 84   | 81   | 33 | 80   | 70  | 591 |     | s5  |   |
|   |   | 3/91-     | R   |   |                 | +ABS, G.Box:BE3 | 17-0137 | 29 | 25 |      | 24 | 88   | 81   | 33 | 80   | 350 | 867 |     | s6  |   |
|   |   | 3/91-     | R   |   |                 | -ABS, G.Box:BE3 | 17-0024 |    | 25 |      |    | 84   |      |    | 80   |     | 867 |     | s6  |   |
| 1.8 D (44 kW) Eng. 161A(XUD7)               |    | 93-97     |   | ●   | +ABS            | 13-0146         |         |    |    | 23   | 88 | 101  |      |    |      |     |     |     |     |   |
|   |   | 93-97     |   | ●   | -ABS            | 13-0019         |         |    |    | 20   | 80 | 107  |      |    |      |     |     |     |     |   |
|   |    | 93-97     |   | ●   | +ABS            | 15-1175         | 29      | 25 | 23 | 55,3 | 87 | 46   |      |    |      |     |     |     | 11a | 2 |
|   |   | 93-97     |   | ●   | -ABS            | 15-1015         |         | 25 | 22 | 55,3 | 84 | 46   |      |    |      |     |     |     | 11a | 2 |
|   |  | 93-97     | L   |   |                 | +ABS, G.Box:BE3 | 17-0136 | 29 | 25 |      |    | 88   |      |    | 80   | 70  | 593 |     | s5  |   |
|   |   | 93-97     | L   |   |                 | -ABS, G.Box:BE3 | 17-0023 |    | 25 |      | 24 | 84   | 81   | 33 | 80   | 70  | 591 |     | s5  |   |
|   |   | 93-97     | R   |   |                 | +ABS, G.Box:BE3 | 17-0137 | 29 | 25 |      | 24 | 88   | 81   | 33 | 80   | 350 | 867 |     | s6  |   |
|   |   | 93-97     | R   |   |                 | -ABS, G.Box:BE3 | 17-0024 |    | 25 |      |    | 84   |      |    | 80   |     | 867 |     | s6  |   |
| 1.8i (74 kW) Eng. LFZ(XU7JP)                |  | 92-97     |   | ●   | +ABS, ABS:Bosch | 13-0146         |         |    |    | 23   | 88 | 101  |      |    |      |     |     |     |     |   |
|   |   | 92-97     |   | ●   | -ABS, G.Box:BE1 | 13-0019         |         |    |    | 20   | 80 | 107  |      |    |      |     |     |     |     |   |
|   |  | 92-97     |   | ●   | +ABS, ABS:Bosch | 15-1175         | 29      | 25 | 23 | 55,3 | 87 | 46   |      |    |      |     |     |     | 11a | 2 |
|   |   | 92-97     |   | ●   | -ABS, G.Box:BE1 | 15-1015         |         | 25 | 22 | 55,3 | 84 | 46   |      |    |      |     |     |     | 11a | 2 |
|   |  | 92-97     | L   |   |                 | +ABS, G.Box:BE3 | 17-0136 | 29 | 25 |      |    | 88   |      |    | 80   | 70  | 593 |     | s5  |   |
|   |   | 92-97     | L   |   |                 | -ABS, G.Box:BE3 | 17-0023 |    | 25 |      | 24 | 84   | 81   | 33 | 80   | 70  | 591 |     | s5  |   |
|   |   | 92-97     | R   |   |                 | +ABS, G.Box:BE3 | 17-0137 | 29 | 25 |      | 24 | 88   | 81   | 33 | 80   | 350 | 867 |     | s6  |   |
|   |   | 92-97     | R   |   |                 | -ABS, G.Box:BE3 | 17-0024 |    | 25 |      |    | 84   |      |    | 80   |     | 867 |     | s6  |   |

| ZX (N2) '91-'97                   |    | L/R       |  |  | NOTE            | METELLI ref.    | ABS     | A  | B  | C    | D  | E   | F  | H   | I   | L   | M   | Fig |   |
|-----------------------------------|---|-----------|---|---|-----------------|-----------------|---------|----|----|------|----|-----|----|-----|-----|-----|-----|-----|---|
| 1.8i 16v (81 kW) Eng. LFY(XU7JP4) |    | 96-97     |   | ●   | +ABS            | 13-0146         |         |    |    | 23   | 88 | 101 |    |     |     |     |     |     |   |
|                                   |   | 96-97     |   | ●   | -ABS            | 13-0019         |         |    |    | 20   | 80 | 107 |    |     |     |     |     |     |   |
|                                   |    | 96-97     |   | ●   | +ABS            | 15-1175         | 29      | 25 | 23 | 55,3 | 87 | 46  |    |     |     |     |     | 11a | 2 |
|                                   |   | 96-97     |   | ●   | -ABS            | 15-1015         |         | 25 | 22 | 55,3 | 84 | 46  |    |     |     |     |     | 11a | 2 |
|                                   |    | 96-97     | L   |   |                 | +ABS, G.Box:BE3 | 17-0136 | 29 | 25 |      |    | 88  |    |     | 80  | 70  | 593 | s5  |   |
|                                   |   | 96-97     | L   |   |                 | -ABS, G.Box:BE3 | 17-0023 |    | 25 |      | 24 | 84  | 81 | 33  | 80  | 70  | 591 | s5  |   |
|                                   |   | 96-97     | R   |   |                 | +ABS, G.Box:BE3 | 17-0137 | 29 | 25 |      | 24 | 88  | 81 | 33  | 80  | 350 | 867 | s6  |   |
| 96-97                             |   | R         |   |   | -ABS, G.Box:BE3 | 17-0024         |         | 25 |    |      | 84 |     |    | 80  |     | 867 | s6  |     |   |
| 1.9 D (47 kW) Eng. DJZ(XUD9Y)     |    | 3/91-6/97 |   | ●   | +ABS, ABS:Bosch | 13-0146         |         |    |    | 23   | 88 | 101 |    |     |     |     |     |     |   |
|                                   |   | 3/91-6/97 |   | ●   | +ABS, ABS:Bosch | 15-1175         | 29      | 25 | 23 | 55,3 | 87 | 46  |    |     |     |     |     | 11a | 2 |
|                                   |    | 3/91-     | L   |   |                 | +ABS, G.Box:BE3 | 17-0136 | 29 | 25 |      |    | 88  |    |     | 80  | 70  | 593 | s5  |   |
|                                   |   | 3/91-     | L   |   |                 | -ABS, G.Box:BE3 | 17-0023 |    | 25 |      | 24 | 84  | 81 | 33  | 80  | 70  | 591 | s5  |   |
|                                   |   | 3/91-     | R   |   |                 | +ABS, G.Box:BE3 | 17-0137 | 29 | 25 |      | 24 | 88  | 81 | 33  | 80  | 350 | 867 | s6  |   |
| 3/91-                             | R   |           |   | -ABS, G.Box:BE3   | 17-0024         |                 | 25      |    |    | 84   |    |     | 80 |     | 867 | s6  |     |     |   |
| 1.9 D (51 kW) Eng. D9B(XUD9A-U)   |    | 94-97     |   | ●   | +ABS, ABS:Bosch | 13-0146         |         |    |    | 23   | 88 | 101 |    |     |     |     |     |     |   |
|                                   |   | 94-97     |   | ●   | +ABS, ABS:Bosch | 15-1175         | 29      | 25 | 23 | 55,3 | 87 | 46  |    |     |     |     |     | 11a | 2 |
|                                   |    | 94-97     | L   |   |                 | G.Box:BE3       | 17-0023 |    | 25 |      | 24 | 84  | 81 | 33  | 80  | 70  | 591 | s5  |   |
|                                   |   | 94-97     | L   |   |                 | +ABS, G.Box:BE3 | 17-0136 | 29 | 25 |      |    | 88  |    |     | 80  | 70  | 593 | s5  |   |
|                                   |   | 94-97     | R   |   |                 | G.Box:BE3       | 17-0024 |    | 25 |      |    | 84  |    |     | 80  |     | 867 | s6  |   |
| 94-97                             | R   |           |   | +ABS, G.Box:BE3   | 17-0137         | 29              | 25      |    | 24 | 88   | 81 | 33  | 80 | 350 | 867 | s6  |     |     |   |
| 1.9 i (88 kW) Eng. DKZ(XU9JA)     |   | 91-97     |   | ●   | +/-ABS          | 13-0146         |         |    |    | 23   | 88 | 101 |    |     |     |     |     |     |   |
|                                   |   | 91-97     |   | ●   | +ABS, ABS:Bosch | 15-1175         | 29      | 25 | 23 | 55,3 | 87 | 46  |    |     |     |     |     | 11a | 2 |
|                                   |   | 91-97     |   | ●   | -ABS            | 15-1177         |         | 25 | 23 | 55,3 | 90 | 46  |    |     |     |     |     | 11a | 2 |
|                                   |  | 91-97     | L   |   |                 | +ABS, G.Box:BE3 | 17-0136 | 29 | 25 |      |    | 88  |    |     | 80  | 70  | 593 | s5  |   |
|                                   |   | 91-97     | L   |   |                 | -ABS, M/T+A/T   | 17-0078 |    | 25 |      | 24 | 90  | 79 |     | 80  | 70  | 585 | s16 |   |
|                                   |   | 91-97     | R   |   |                 | +ABS, G.Box:BE3 | 17-0137 | 29 | 25 |      | 24 | 88  | 81 | 33  | 80  | 350 | 867 | s6  |   |
| 91-97                             | R   |           |   | -ABS, M/T+A/T   | 17-0079         |                 | 25      |    | 24 | 90   | 81 | 33  | 80 | 350 | 867 | s6  |     |     |   |
| 1.9 TD (66 kW) Eng. DHY(XUD9TE-Y) |  | 92-97     |   | ●   | +/-ABS          | 13-0146         |         |    |    | 23   | 88 | 101 |    |     |     |     |     |     |   |
|                                   |   | 92-97     |   | ●   | +ABS, ABS:Bosch | 15-1175         | 29      | 25 | 23 | 55,3 | 87 | 46  |    |     |     |     |     | 11a | 2 |
|                                   |   | 92-97     |   | ●   | -ABS            | 15-1177         |         | 25 | 23 | 55,3 | 90 | 46  |    |     |     |     |     | 11a | 2 |
|                                   |  | 92-97     | L   |   |                 | +ABS, G.Box:BE3 | 17-0519 | 29 | 25 |      | 24 | 88  | 81 | 33  | 80  | 62  | 586 | s5  |   |
|                                   |   | 92-97     | R   |   |                 | +ABS, G.Box:BE3 | 17-0137 | 29 | 25 |      | 24 | 88  | 81 | 33  | 80  | 350 | 867 | s6  |   |
| 92-97                             | R   |           |   | -ABS, G.Box:BE3   | 17-0079         |                 | 25      |    | 24 | 90   | 81 | 33  | 80 | 350 | 867 | s6  |     |     |   |





























| <b>ZX (N2) Break '91-'97</b>  |   |  | L/R   |  |  | NOTE            | METELLI ref.    | ABS            | A  | B  | C  | D    | E   | F   | H  | I  | L   | M   | Fig |     |   |
|---|---|---|-------|---|---|-----------------|-----------------|----------------|----|----|----|------|-----|-----|----|----|-----|-----|-----|-----|---|
| 1.6 i (65-66 kW) Eng. BDY(XU5M)/ BFZ(XU5JP)                                       |    | 3/91-6/97   |       | ●   |   | G.Box:BE1       | <b>13-0019</b>  |                |    |    | 20 | 80   | 107 |     |    |    |     |     |     |     |   |
|   |   | 3/91-96   |       | ●   |   | +ABS            | <b>13-0146</b>  |                |    |    | 23 | 88   | 101 |     |    |    |     |     |     |     |   |
|   |    | 3/91-6/97   |       | ●   |   |                 | G.Box:BE1       | <b>15-1015</b> |    | 25 | 22 | 55,3 | 84  | 46  |    |    |     |     |     | 11a | 2 |
|   |   | 3/91-96   |       | ●   |   |                 | +ABS            | <b>15-1208</b> | 48 | 25 | 23 | 55,3 | 87  | 46  |    |    |     |     |     | 11a | 2 |
|   |    | 3/91-   | L     |   |   |                 | G.Box:BE3       | <b>17-0023</b> |    | 25 |    | 24   | 84  | 81  | 33 | 80 | 70  | 591 |     | s5  |   |
|   |   | 3/91-   | L     |   |   |                 | +ABS, G.Box:BE3 | <b>17-0136</b> | 29 | 25 |    |      | 88  |     |    | 80 | 70  | 593 |     | s5  |   |
|   |   | 3/91-   | R     |   |   |                 | G.Box:BE3       | <b>17-0024</b> |    | 25 |    |      | 84  |     |    | 80 |     | 867 |     | s6  |   |
|   |   | 3/91-   | R     |   |   |                 | +ABS, G.Box:BE3 | <b>17-0137</b> | 29 | 25 |    | 24   | 88  | 81  | 33 | 80 | 350 | 867 |     | s6  |   |
|   | 1.8 D (44 kW) Eng. 161A(XUD7)   |  | 93-97 |   | ●   |                 | +ABS            | <b>13-0146</b> |    |    |    | 23   | 88  | 101 |    |    |     |     |     |     |   |
|   |   |   | 93-97 |   | ●   |                 | -ABS            | <b>13-0019</b> |    |    |    | 20   | 80  | 107 |    |    |     |     |     |     |   |
|  |   | 93-97   |       | ●   |   |                 | +ABS            | <b>15-1175</b> | 29 | 25 | 23 | 55,3 | 87  | 46  |    |    |     |     |     | 11a | 2 |
|   |   | 93-97   |       | ●   |   |                 | -ABS            | <b>15-1015</b> |    | 25 | 22 | 55,3 | 84  | 46  |    |    |     |     |     | 11a | 2 |
|  |   | 93-97   | L     |   |   |                 | G.Box:BE3       | <b>17-0023</b> |    | 25 |    | 24   | 84  | 81  | 33 | 80 | 70  | 591 |     | s5  |   |
|   |   | 93-97   | L     |   |   |                 | +ABS, G.Box:BE3 | <b>17-0136</b> | 29 | 25 |    |      | 88  |     |    | 80 | 70  | 593 |     | s5  |   |
|   |   | 93-97   | R     |   |   |                 | G.Box:BE3       | <b>17-0024</b> |    | 25 |    |      | 84  |     |    | 80 |     | 867 |     | s6  |   |
|   |   | 93-97   | R     |   |   |                 | +ABS, G.Box:BE3 | <b>17-0137</b> | 29 | 25 |    | 24   | 88  | 81  | 33 | 80 | 350 | 867 |     | s6  |   |
| 1.8i (74 kW) Eng. LFZ(XU7JP)  |    | 92-97   |       | ●   |   | G.Box:BE1       | <b>13-0019</b>  |                |    |    | 20 | 80   | 107 |     |    |    |     |     |     |     |   |
|   |   | 92-97   |       | ●   |   | +ABS, ABS:Bosch | <b>13-0146</b>  |                |    |    | 23 | 88   | 101 |     |    |    |     |     |     |     |   |
|   |    | 92-97   |       | ●   |   |                 | G.Box:BE1       | <b>15-1015</b> |    | 25 | 22 | 55,3 | 84  | 46  |    |    |     |     |     | 11a | 2 |
|   |   | 92-97   |       | ●   |   |                 | +ABS, ABS:Bosch | <b>15-1175</b> | 29 | 25 | 23 | 55,3 | 87  | 46  |    |    |     |     |     | 11a | 2 |
|   |   | 92-97   | L     |   |   |                 | G.Box:BE3       | <b>17-0023</b> |    | 25 |    | 24   | 84  | 81  | 33 | 80 | 70  | 591 |     | s5  |   |
|   |   | 92-97   | L     |   |   |                 | +ABS, G.Box:BE3 | <b>17-0136</b> | 29 | 25 |    |      | 88  |     |    | 80 | 70  | 593 |     | s5  |   |
|   |   | 92-97   | R     |   |   |                 | G.Box:BE3       | <b>17-0024</b> |    | 25 |    |      | 84  |     |    | 80 |     | 867 |     | s6  |   |
|   |   | 92-97   | R     |   |   |                 | +ABS, G.Box:BE3 | <b>17-0137</b> | 29 | 25 |    | 24   | 88  | 81  | 33 | 80 | 350 | 867 |     | s6  |   |
| 1.8i 16v (81 kW) Eng. LFY(XU7JP4)   |  | 96-97   |       | ●   |   | +ABS            | <b>13-0146</b>  |                |    |    | 23 | 88   | 101 |     |    |    |     |     |     |     |   |
|   |   | 96-97   |       | ●   |   | -ABS            | <b>13-0019</b>  |                |    |    | 20 | 80   | 107 |     |    |    |     |     |     |     |   |
|   |  | 96-97   |       | ●   |   |                 | +ABS            | <b>15-1175</b> | 29 | 25 | 23 | 55,3 | 87  | 46  |    |    |     |     |     | 11a | 2 |
|   |   | 96-97   |       | ●   |   |                 | -ABS            | <b>15-1015</b> |    | 25 | 22 | 55,3 | 84  | 46  |    |    |     |     |     | 11a | 2 |
|   |  | 96-97   | L     |   |   |                 | +ABS, G.Box:BE3 | <b>17-0136</b> | 29 | 25 |    |      | 88  |     |    | 80 | 70  | 593 |     | s5  |   |
|   |   | 96-97   | L     |   |   |                 | -ABS, G.Box:BE3 | <b>17-0023</b> |    | 25 |    | 24   | 84  | 81  | 33 | 80 | 70  | 591 |     | s5  |   |
|   |   | 96-97   | R     |   |   |                 | +ABS, G.Box:BE3 | <b>17-0137</b> | 29 | 25 |    | 24   | 88  | 81  | 33 | 80 | 350 | 867 |     | s6  |   |
|   |   | 96-97   | R     |   |   |                 | -ABS, G.Box:BE3 | <b>17-0024</b> |    | 25 |    |      | 84  |     |    | 80 |     | 867 |     | s6  |   |
























































| <b>ZX (N2) Break '91-'97</b>      |   |  | L/R |  |  | NOTE            | METELLI ref.    | ABS     | A  | B  | C    | D    | E   | F  | H  | I  | L   | M   | Fig |   |  |
|-----------------------------------|---|---|-----|---|---|-----------------|-----------------|---------|----|----|------|------|-----|----|----|----|-----|-----|-----|---|--|
| 1.9 D (47 kW) Eng. DJZ(XUD9Y)     |  | 91-97   |     | ●   |   | +ABS, ABS:Bosch | 13-0146         |         |    |    | 23   | 88   | 101 |    |    |    |     |     |     |   |  |
|                                   |  | 91-97   |     | ●   |   | +ABS, ABS:Bosch | 15-1175         | 29      | 25 | 23 | 55,3 | 87   | 46  |    |    |    |     |     | 11a | 2 |  |
|                                   |  | 91-97   | L   |   |   |                 | G.Box:BE3       | 17-0023 |    | 25 |      | 24   | 84  | 81 | 33 | 80 | 70  | 591 | s5  |   |  |
|                                   |   | 91-97   | L   |   |   |                 | +ABS, G.Box:BE3 | 17-0136 | 29 | 25 |      |      | 88  |    |    | 80 | 70  | 593 | s5  |   |  |
|                                   |   | 91-97   | R   |   |   |                 | G.Box:BE3       | 17-0024 |    | 25 |      |      | 84  |    |    | 80 |     | 867 | s6  |   |  |
|                                   |   | 91-97   | R   |   |   |                 | +ABS, G.Box:BE3 | 17-0137 | 29 | 25 |      | 24   | 88  | 81 | 33 | 80 | 350 | 867 | s6  |   |  |
| 1.9 D (51 kW) Eng. D9B(XUD9A-U)   |  | 94-97   |     | ●   |   | +ABS, ABS:Bosch | 13-0146         |         |    |    | 23   | 88   | 101 |    |    |    |     |     |     |   |  |
|                                   |  | 94-97   |     | ●   |   | +ABS, ABS:Bosch | 15-1175         | 29      | 25 | 23 | 55,3 | 87   | 46  |    |    |    |     |     | 11a | 2 |  |
|                                   |  | 94-97   | L   |   |   |                 | G.Box:BE3       | 17-0023 |    | 25 |      | 24   | 84  | 81 | 33 | 80 | 70  | 591 | s5  |   |  |
|                                   |   | 94-97   | L   |   |   |                 | +ABS, G.Box:BE3 | 17-0136 | 29 | 25 |      |      | 88  |    |    | 80 | 70  | 593 | s5  |   |  |
|                                   |   | 94-97   | R   |   |   |                 | G.Box:BE3       | 17-0024 |    | 25 |      |      | 84  |    |    | 80 |     | 867 | s6  |   |  |
|                                   |   | 94-97   | R   |   |   |                 | +ABS, G.Box:BE3 | 17-0137 | 29 | 25 |      | 24   | 88  | 81 | 33 | 80 | 350 | 867 | s6  |   |  |
| 1.9 TD (66 kW) Eng. DHY(XUD9TE-Y) |  | 92-97   |     | ●   |   | +/-ABS          | 13-0146         |         |    |    | 23   | 88   | 101 |    |    |    |     |     |     |   |  |
|                                   |  | 92-97   |     | ●   |   | +ABS, ABS:Bosch | 15-1175         | 29      | 25 | 23 | 55,3 | 87   | 46  |    |    |    |     |     | 11a | 2 |  |
|                                   |   | 92-97   |     | ●   |   |                 | -ABS            | 15-1177 |    | 25 | 23   | 55,3 | 90  | 46 |    |    |     |     | 11a | 2 |  |
|                                   |  | 92-97   | L   |   |   |                 | +ABS, G.Box:BE3 | 17-0519 | 29 | 25 |      | 24   | 88  | 81 | 33 | 80 | 62  | 586 | s5  |   |  |
|                                   |   | 92-97   | R   |   |   |                 | +ABS, G.Box:BE3 | 17-0137 | 29 | 25 |      | 24   | 88  | 81 | 33 | 80 | 350 | 867 | s6  |   |  |
|                                   |   | 92-97   | R   |   |   |                 | -ABS, G.Box:BE3 | 17-0079 |    | 25 |      | 24   | 90  | 81 | 33 | 80 | 350 | 867 | s6  |   |  |































CITROËN LCV

































| <b>Berlingo I Van (M) '96-'08</b>            |   |  | L/R |  |  | NOTE           | METELLI ref.         | ABS     | A  | B  | C    | D    | E    | F    | H  | I    | L   | M   | Fig |   |  |
|--|---|--|-----|--|--|----------------|----------------------|---------|----|----|------|------|------|------|----|------|-----|-----|-----|---|--|
| 1.1 (40 kW) Eng. HDZ(TU1M)/HFX(TU1JP)        |  | 96-  | L   |  |  | G.Box:MA       | 17-0132              |         | 25 |    | 22   | 86,5 | 71,5 | 30   | 79 | 58,5 | 594 | s5  |     |   |  |
|  |   | 96-  | L   |  |  | +ABS, G.Box:MA | 17-0134              | 29      | 25 |    | 22   | 84   | 75   |      | 79 | 58   | 592 | s5  |     |   |  |
|  |   | 96-  | R   |  |  |                | G.Box:MA             | 17-0133 |    | 25 |      | 22   | 86,5 | 71,5 |    | 79   | 333 | 865 | s6  |   |  |
|  |   | 96-  | R   |  |  |                | +ABS, G.Box:MA       | 17-0135 | 29 | 25 |      | 22   | 84   | 75   |    | 79   | 333 | 865 | s6  |   |  |
| 1.4 i, Bivalent (55 kW) Eng. KFX/ KFW(TU3JP) |  | 7/96-  | L   |  |  | G.Box:MA       | 17-0132              |         | 25 |    | 22   | 86,5 | 71,5 | 30   | 79 | 58,5 | 594 | s5  |     |   |  |
|  |   | 7/96-  | L   |  |  | +ABS, G.Box:MA | 17-0134              | 29      | 25 |    | 22   | 84   | 75   |      | 79 | 58   | 592 | s5  |     |   |  |
|  |   | 7/96-  | R   |  |  |                | G.Box:MA             | 17-0133 |    | 25 |      | 22   | 86,5 | 71,5 |    | 79   | 333 | 865 | s6  |   |  |
|  |   | 7/96-  | R   |  |  |                | +ABS, G.Box:MA       | 17-0135 | 29 | 25 |      | 22   | 84   | 75   |    | 79   | 333 | 865 | s6  |   |  |
| 1.6 16v (80 kW) Eng. NFU(TU5JP4)             |  | 00-  |     | ●  |  | +ABS           | 13-0509              |         |    |    | 34,9 | 84   | 119  |      |    |      |     |     |     |   |  |
|  |   | 00-  |     | ●  |  | +ABS           | 15-1558              | 29      | 25 | 34 | 58,5 | 86   | 46,5 |      |    |      |     |     | 11a | 2 |  |
|  |   | 00-08  | L   |  |  |                | +ABS, M/T, G.Box:BE4 | 17-0805 | 48 | 25 | 24   |      | 88   |      |    | 79   | 62  | 584 | s3  |   |  |
|  |   | 00-08  | R   |  |  |                | +ABS, M/T, G.Box:BE4 | 17-0806 | 48 | 25 | 24   |      | 88   |      |    | 79   | 350 | 875 | s4  |   |  |










| Berlingo I Van (M) '96-'08             |    | L/R   |  |  | NOTE            | METELLI ref.         | ABS     | A  | B  | C    | D     | E    | F | H | I  | L   | M   | Fig |    |  |
|--|---|-------|---|---|-----------------|----------------------|---------|----|----|------|-------|------|---|---|----|-----|-----|-----|----|--|
| 1.6 HDi (55 kW) Eng. DV6B/9HW(DV6ETED) |    | 05-   |   | ●   | +ABS            | 13-0504              |         |    |    | 34,9 | 84    | 119  |   |   |    |     |     |     |    |  |
|  |    | 05-   |   | ●   | +ABS            | 15-1585              | 48      | 25 | 34 | 58,5 | 86    | 46,5 |   |   |    |     |     | 11a | 2  |  |
|  |    | 05-08 | L   |   |                 | +ABS, M/T, G.Box:BE4 | 17-0805 | 48 | 25 | 24   |       | 88   |   |   | 79 | 62  | 584 |     | s3 |  |
|  |   | 05-08 | R   |   |                 | +ABS, M/T, G.Box:BE4 | 17-0806 | 48 | 25 | 24   |       | 88   |   |   | 79 | 350 | 875 |     | s4 |  |
| 1.6 HDi (66 kW) Eng. 9HX(DV6ATED4)     |    | 05-   |   | ●   | +ABS            | 13-0504              |         |    |    | 34,9 | 84    | 119  |   |   |    |     |     |     |    |  |
|  |    | 05-   |   | ●   | +ABS            | 15-1585              | 48      | 25 | 34 | 58,5 | 86    | 46,5 |   |   |    |     |     | 11a | 2  |  |
|  |    | 05-08 | L   |   |                 | +ABS, M/T, G.Box:BE4 | 17-0805 | 48 | 25 | 24   |       | 88   |   |   | 79 | 62  | 584 |     | s3 |  |
|  |   | 05-08 | R   |   |                 | +ABS, M/T, G.Box:BE4 | 17-0806 | 48 | 25 | 24   |       | 88   |   |   | 79 | 350 | 875 |     | s4 |  |
| 1.8 D (43 kW) Eng. A9A(XUD7)           |    | 96-   |   | ●   | +ABS            | 13-0308              |         |    |    | 31   | 75    | 115  |   |   |    |     |     |     |    |  |
|  |    | 96-   |   | ●   | +ABS            | 15-1446              | 29      | 25 | 34 | 58,5 | 87,75 | 46   |   |   |    |     |     | 11a | 2  |  |
|  |    | 96-   | L   |   |                 | +ABS, G.Box:BE3      | 17-0522 | 29 | 25 |      |       | 90   |   |   | 80 |     | 596 |     | s5 |  |
|  |   | 96-   | L   |   |                 | -ABS, G.Box:BE3      | 17-0524 |    | 25 |      |       | 90   |   |   | 80 |     | 596 |     | s5 |  |
|  |   | 96-   | R   |   |                 | +ABS, G.Box:BE3      | 17-0523 | 29 | 25 |      |       | 90   |   |   | 80 |     | 876 |     | s6 |  |
|  |   | 96-   | R   |   |                 | -ABS, G.Box:BE3      | 17-0525 |    | 25 |      |       | 90   |   |   | 80 |     | 876 |     | s6 |  |
| 1.8i (66 kW) Eng. LFX(XU7JB)           |    | 99-   |   | ●   | +ABS            | 13-0509              |         |    |    | 34,9 | 84    | 119  |   |   |    |     |     |     |    |  |
|  |    | 99-   |   | ●   | +ABS            | 15-1558              | 29      | 25 | 34 | 58,5 | 86    | 46,5 |   |   |    |     |     | 11a | 2  |  |
| 1.9 D (50 kW) Eng. DJY(XUD9A)          |    | 96-   |   | ●   | +ABS, G.Box:BE3 | 13-0203              |         |    |    | 28   | 74    | 115  |   |   |    |     |     |     |    |  |
|  |    | 96-   |   | ●   | +ABS, G.Box:BE3 | 15-1302              | 29      | 25 | 34 | 59   | 87    | 46   |   |   |    |     |     | 11a | 2  |  |
|  |    | 96-   | L   |   |                 | +ABS, G.Box:BE3      | 17-0522 | 29 | 25 |      |       | 90   |   |   | 80 |     | 596 |     | s5 |  |
|  |   | 96-   | L   |   |                 | -ABS, G.Box:BE3      | 17-0524 |    | 25 |      |       | 90   |   |   | 80 |     | 596 |     | s5 |  |
|  |   | 96-   | R   |   |                 | +ABS, G.Box:BE3      | 17-0523 | 29 | 25 |      |       | 90   |   |   | 80 |     | 876 |     | s6 |  |
|  |   | 96-   | R   |   |                 | -ABS, G.Box:BE3      | 17-0525 |    | 25 |      |       | 90   |   |   | 80 |     | 876 |     | s6 |  |
| 1.9 D, 4WD (51 kW) Eng. WJY/WJZ(DW8/B) |  | 98-   |   | ●   | +ABS            | 13-0509              |         |    |    | 34,9 | 84    | 119  |   |   |    |     |     |     |    |  |
|  |  | 98-   |   | ●   | +ABS            | 15-1558              | 29      | 25 | 34 | 58,5 | 86    | 46,5 |   |   |    |     |     | 11a | 2  |  |
|  |  | 98-   | L   |   |                 | +ABS, G.Box:BE3      | 17-0522 | 29 | 25 |      |       | 90   |   |   | 80 |     | 596 |     | s5 |  |
|  |   | 98-   | L   |   |                 | -ABS, G.Box:BE3      | 17-0524 |    | 25 |      |       | 90   |   |   | 80 |     | 596 |     | s5 |  |
|  |   | 98-   | R   |   |                 | +ABS, G.Box:BE3      | 17-0523 | 29 | 25 |      |       | 90   |   |   | 80 |     | 876 |     | s6 |  |
|  |   | 98-   | R   |   |                 | -ABS, G.Box:BE3      | 17-0525 |    | 25 |      |       | 90   |   |   | 80 |     | 876 |     | s6 |  |

| <b>Berlingo I Van (M) '96-'08</b>                    |   |    | L/R |    |    | NOTE           | METELLI ref.         | ABS     | A  | B  | C    | D     | E    | F    | H  | I    | L   | M   | Fig |  |
|--|---|---|-----|---|--|----------------|----------------------|---------|----|----|------|-------|------|------|----|------|-----|-----|-----|--|
| 2.0 HDi (66 kW) Eng. RHY(DW10TD)                     |    | 12/99-  |     | •   |  | +ABS           | 13-0308              |         |    |    | 31   | 75    | 115  |      |    |      |     |     |     |  |
|  |    | 12/99-  |     | •   |  | +ABS           | 15-1446              | 29      | 25 | 34 | 58,5 | 87,75 | 46   |      |    |      |     | 11a | 2   |  |
|  |    | 12/99-  | L   |   |  |                | +ABS, M/T, G.Box:BE3 | 17-0641 | 29 | 25 |      |       | 90   |      |    | 80   |     | 587 |     |  |
|  |   | 12/99-  | L   |   |  |                | -ABS, M/T, G.Box:BE3 | 17-0639 |    | 25 |      |       | 90   |      |    | 80   |     | 589 |     |  |
|  |   | 12/99-  | R   |   |  |                | +ABS, M/T, G.Box:BE3 | 17-0642 | 29 | 25 |      |       | 90   |      |    | 80   |     | 874 |     |  |
|  |   | 12/99-  | R   |   |  |                | -ABS, M/T, G.Box:BE3 | 17-0640 |    | 25 |      |       | 90   |      |    | 80   |     | 876 |     |  |
|  |   | 99-08   | L   |   |  |                | +ABS, M/T, G.Box:BE4 | 17-0805 | 48 | 25 | 24   |       | 88   |      |    | 79   | 62  | 584 | s3  |  |
|  |   | 99-08   | R   |   |  |                | +ABS, M/T, G.Box:BE4 | 17-0806 | 48 | 25 | 24   |       | 88   |      |    | 79   | 350 | 875 | s4  |  |
| <b>Berlingo II Van '08-</b>                          |   |    | L/R |    |    | NOTE           | METELLI ref.         | ABS     | A  | B  | C    | D     | E    | F    | H  | I    | L   | M   | Fig |  |
| 1.6 16v (66 kW) Eng. NFR(TU5JP)                      |    | 08-   |     | •   |  | G.Box:BE4R/ MC | 13-0511              |         |    |    | 34,9 | 84    | 119  |      |    |      |     |     |     |  |
|  |    | 08-   |     | •   |  | G.Box:BE4R/ MC | 15-1675              |         | 25 | 34 | 58,5 | 86    | 46,5 |      |    |      |     | 11a | 2   |  |
| 1.6 16v (80 kW) Eng. NFU(TU5JP4)                     |    | 08-   |     | •   |  | G.Box:BE4R/ MC | 13-0511              |         |    |    | 34,9 | 84    | 119  |      |    |      |     |     |     |  |
|  |    | 08-   |     | •   |  | G.Box:BE4R/ MC | 15-1675              |         | 25 | 34 | 58,5 | 86    | 46,5 |      |    |      |     | 11a | 2   |  |
| 1.6 HDi (55 kW) Eng. 9HN/9HT/9HW(DV6ETED/4)          |    | 08-   |     | •   |  | G.Box:BE4R/ MC | 13-0511              |         |    |    | 34,9 | 84    | 119  |      |    |      |     |     |     |  |
|  |    | 08-   |     | •   |  | G.Box:BE4R/ MC | 15-1675              |         | 25 | 34 | 58,5 | 86    | 46,5 |      |    |      |     | 11a | 2   |  |
| 1.6 HDi (66-68 kW)<br>Eng. 9HP(DV6DTE)/9HX(DV6ATED4) |    | 08-   |     | •   |  | G.Box:BE4R/ MC | 13-0511              |         |    |    | 34,9 | 84    | 119  |      |    |      |     |     |     |  |
|  |    | 08-   |     | •   |  | G.Box:BE4R/ MC | 15-1675              |         | 25 | 34 | 58,5 | 86    | 46,5 |      |    |      |     | 11a | 2   |  |
| 1.6 HDi (81 kW) Eng. 9HR/9HZ(DV6C/DV6TED4)           |    | 08-   |     | •   |  | G.Box:BE4R/ MC | 13-0511              |         |    |    | 34,9 | 84    | 119  |      |    |      |     |     |     |  |
|  |   | 08-   |     | •   |  | G.Box:BE4R/ MC | 15-1675              |         | 25 | 34 | 58,5 | 86    | 46,5 |      |    |      |     | 11a | 2   |  |
| 1.6 VTi (72 kW) Eng. 5FK(EP6CB)                      |  | 10-   |     | •   |  |                | 13-0511              |         |    |    | 34,9 | 84    | 119  |      |    |      |     |     |     |  |
|  |  | 10-   |     | •   |  |                | 15-1675              |         | 25 | 34 | 58,5 | 86    | 46,5 |      |    |      |     | 11a | 2   |  |
| 1.6 VTi (88 kW) Eng. 5FS(EP6C)                       |  | 09-   |     | •   |  | G.Box:BE4R/ MC | 13-0511              |         |    |    | 34,9 | 84    | 119  |      |    |      |     |     |     |  |
|  |  | 09-   |     | •   |  | G.Box:BE4R/ MC | 15-1675              |         | 25 | 34 | 58,5 | 86    | 46,5 |      |    |      |     | 11a | 2   |  |
| <b>C15 (VD), Van '84-</b>                            |   |  | L/R |  |  | NOTE           | METELLI ref.         | ABS     | A  | B  | C    | D     | E    | F    | H  | I    | L   | M   | Fig |  |
| 0.95 (33 kW) Eng. XV8-TU9                            |  | 7/87-12/96  |     | •   |  | M/T            | 13-0054              |         |    |    | 20   | 82    | 105  |      |    |      |     |     |     |  |
|  |  | 7/87-12/96  |     | •   |  | M/T            | 15-1063              |         | 21 | 22 | 56   | 84    | 51   |      |    |      |     | 3   | 2   |  |
|  |  | 8/87-   | L   |   |  |                | Ch 4196-, G.Box:MA   | 17-0019 |    | 21 |      | 22    | 86,5 | 71,5 | 30 | 76,5 | 65  | 575 | s3  |  |
|  |   | 8/87-   | R   |   |  |                | Ch 4196-, G.Box:MA   | 17-0020 |    | 21 |      | 22    | 86,5 | 71,5 | 30 | 76,5 | 328 | 835 | s4  |  |










| C15 (VD), Van '84-                       |    | L/R        |  |  | NOTE | METELLI ref.           | ABS     | A  | B  | C  | D  | E    | F    | H  | I    | L    | M   | Fig |   |  |
|--|---|------------|---|---|------|------------------------|---------|----|----|----|----|------|------|----|------|------|-----|-----|---|--|
| 1.1 (35 kW) Eng. E1A                     |    | 7/87-12/96 |   | ●   | M/T  | 13-0054                |         |    |    | 20 | 82 | 105  |      |    |      |      |     |     |   |  |
|  |    | 7/87-12/96 |   | ●   | M/T  | 15-1063                |         | 21 | 22 | 56 | 84 | 51   |      |    |      |      |     | 3   | 2 |  |
|  |    | 84-        | L   |   |      | G.Box:BE1              | 17-0006 |    | 21 |    | 24 | 86,5 | 70,5 | 30 | 76   | 69,5 | 565 | s5  |   |  |
|  |   | 84-        | R   |   |      | G.Box:BE1              | 17-0007 |    | 21 |    | 24 | 86,5 | 70,5 |    | 76   | 347  | 840 | s6  |   |  |
| 1.1 (35-37 kW) Eng. 109-5F/ K            |    | 7/87-12/96 |   | ●   | M/T  | 13-0054                |         |    |    | 20 | 82 | 105  |      |    |      |      |     |     |   |  |
|  |    | 7/87-12/96 |   | ●   | M/T  | 15-1063                |         | 21 | 22 | 56 | 84 | 51   |      |    |      |      |     | 3   | 2 |  |
|  |    | 84-        | L   |   |      | G.Box:BE1              | 17-0006 |    | 21 |    | 24 | 86,5 | 70,5 | 30 | 76   | 69,5 | 565 | s5  |   |  |
|  |   | 84-        | R   |   |      | G.Box:BE1              | 17-0007 |    | 21 |    | 24 | 86,5 | 70,5 |    | 76   | 347  | 840 | s6  |   |  |
| 1.1 (44 kW) Eng. HDZ(TU1M)               |    | 88-96      |   | ●   | M/T  | 13-0054                |         |    |    | 20 | 82 | 105  |      |    |      |      |     |     |   |  |
|  |    | 88-96      |   | ●   | M/T  | 15-1063                |         | 21 | 22 | 56 | 84 | 51   |      |    |      |      |     | 3   | 2 |  |
|  |    | 88-96      | L   |   |      | Ch 4196-, G.Box:MA     | 17-0019 |    | 21 |    | 22 | 86,5 | 71,5 | 30 | 76,5 | 65   | 575 | s3  |   |  |
|  |   | 88-96      | R   |   |      | Ch 4196-, G.Box:MA     | 17-0020 |    | 21 |    | 22 | 86,5 | 71,5 | 30 | 76,5 | 328  | 835 | s4  |   |  |
| 1.3 (47 kW) Eng. G1A                     |    | 87-88      |   | ●   | M/T  | 13-0054                |         |    |    | 20 | 82 | 105  |      |    |      |      |     |     |   |  |
|  |    | 87-88      |   | ●   | M/T  | 15-1063                |         | 21 | 22 | 56 | 84 | 51   |      |    |      |      |     | 3   | 2 |  |
|  |    | 87-88      | L   |   |      | G.Box:BE1, Eng. Talbot | 17-0006 |    | 21 |    | 24 | 86,5 | 70,5 | 30 | 76   | 69,5 | 565 | s5  |   |  |
|  |   | 87-88      | R   |   |      | G.Box:BE1, Eng. Talbot | 17-0007 |    | 21 |    | 24 | 86,5 | 70,5 |    | 76   | 347  | 840 | s6  |   |  |
| 1.4 (49 kW) Eng. K1H(TU3A)               |    | 7/87-12/96 |   | ●   | M/T  | 13-0054                |         |    |    | 20 | 82 | 105  |      |    |      |      |     |     |   |  |
|  |    | 7/87-12/96 |   | ●   | M/T  | 15-1063                |         | 21 | 22 | 56 | 84 | 51   |      |    |      |      |     | 3   | 2 |  |
|  |    | 8/87-      | L   |   |      | Ch 4196-, G.Box:MA     | 17-0019 |    | 21 |    | 22 | 86,5 | 71,5 | 30 | 76,5 | 65   | 575 | s3  |   |  |
|  |   | 8/87-      | R   |   |      | Ch 4196-, G.Box:MA     | 17-0020 |    | 21 |    | 22 | 86,5 | 71,5 | 30 | 76,5 | 328  | 835 | s4  |   |  |
| 1.4 E (44-59 kW) Eng. 150B/ C/ D/ Y(XY7) |  | 7/87-12/96 |   | ●   | M/T  | 13-0054                |         |    |    | 20 | 82 | 105  |      |    |      |      |     |     |   |  |
|  |  | 7/87-12/96 |   | ●   | M/T  | 15-1063                |         | 21 | 22 | 56 | 84 | 51   |      |    |      |      |     | 3   | 2 |  |
|  |  | 8/87-      | L   |   |      | Ch 4196-, G.Box:MA     | 17-0019 |    | 21 |    | 22 | 86,5 | 71,5 | 30 | 76,5 | 65   | 575 | s3  |   |  |
|  |   | 8/87-      | R   |   |      | Ch 4196-, G.Box:MA     | 17-0020 |    | 21 |    | 22 | 86,5 | 71,5 | 30 | 76,5 | 328  | 835 | s4  |   |  |
| 1.4 i (55 kW) Eng. KDY(TU3M/ FM)         |  | 91-96      |   | ●   | M/T  | 13-0054                |         |    |    | 20 | 82 | 105  |      |    |      |      |     |     |   |  |
|  |  | 91-96      |   | ●   | M/T  | 15-1063                |         | 21 | 22 | 56 | 84 | 51   |      |    |      |      |     | 3   | 2 |  |
|  |  | 91-96      | L   |   |      | Ch 4196-, G.Box:MA     | 17-0019 |    | 21 |    | 22 | 86,5 | 71,5 | 30 | 76,5 | 65   | 575 | s3  |   |  |
|  |   | 91-96      | R   |   |      | Ch 4196-, G.Box:MA     | 17-0020 |    | 21 |    | 22 | 86,5 | 71,5 | 30 | 76,5 | 328  | 835 | s4  |   |  |










| <b>C15 (VD), Van '84-</b>                  |   |    | L/R     |  |  | NOTE          | METELLI ref.        | ABS     | A  | B  | C  | D    | E    | F    | H   | I   | L    | M    | Fig |   |
|--|---|---|---------|---|--|---------------|---------------------|---------|----|----|----|------|------|------|-----|-----|------|------|-----|---|
| 1.8 D (44 kW) Eng. 161A(XUD7)              |    | 86-89   |         | •   |  | M/T, Ch -6749 | 13-0054             |         |    |    | 20 | 82   | 105  |      |     |     |      |      |     |   |
|  |   | 89-12/97  |         | •   |  | M/T, Ch 6750- | 13-0209             |         |    |    | 20 | 82   | 105  |      |     |     |      |      |     |   |
|  |    | 86-89   |         | •   |  | M/T, Ch -6749 | 15-1063             |         | 21 | 22 | 56 | 84   | 51   |      |     |     |      |      | 3   | 2 |
|  |   | 89-12/97  |         | •   |  | M/T, Ch 6750- | 15-1286             |         | 21 | 31 | 56 | 84   | 52   |      |     |     |      |      | 3   | 2 |
|  |    | 86-89   | L       |   |  |               | Ch -6749, G.Box:BE1 | 17-0006 |    | 21 |    | 24   | 86,5 | 70,5 | 30  | 76  | 69,5 | 565  | s5  |   |
|  |   | 86-89   | R       |   |  |               | Ch -6749, G.Box:BE1 | 17-0007 |    | 21 |    | 24   | 86,5 | 70,5 |     | 76  | 347  | 840  | s6  |   |
| <b>C2 Van (JM) '03-</b>                    |   |    | L/R     |  |  | NOTE          | METELLI ref.        | ABS     | A  | B  | C  | D    | E    | F    | H   | I   | L    | M    | Fig |   |
| 1.4 HDi (50 kW) Eng. 8HX(DV4TD)            |    | 9/03-   |         | •   |  | +ABS          | 13-0146             |         |    |    | 23 | 88   | 101  |      |     |     |      |      |     |   |
|  |   |    | 9/03-   |   | •  |               | +ABS                | 15-1175 | 29 | 25 | 23 | 55,3 | 87   | 46   |     |     |      |      | 11a | 2 |
| <b>C25 (280, 290) '81-'94</b>              |   |    | L/R     |  |  | NOTE          | METELLI ref.        | ABS     | A  | B  | C  | D    | E    | F    | H   | I   | L    | M    | Fig |   |
| 1.8 E (51 kW) Eng. 169(XM7T)               |    | 7/87-94   |         | •   |  |               | 13-0022             |         |    |    | 24 | 95   | 150  |      |     |     |      |      |     |   |
|  |   |    | 7/87-94 |   | •  |               |                     | 15-1020 |    | 28 | 27 | 62,9 | 100  | 60   |     |     |      |      | 4   | 2 |
|  |    | 7/87-94   | L       |   |  |               |                     | 17-0082 |    | 28 |    | 25   | 98   | 100  | 50  | 112 | 69   | 693  | s5  |   |
|  |   | 7/87-94   | R       |   |  |               |                     | 17-0129 |    | 28 |    | 25   | 98   | 100  | 50  | 112 | 387  | 1070 | s6  |   |
| 1.9 D (51 kW) Eng. D9B(XUD9A-U)            |    | 87-   | L       |   |  |               | 17-0082             |         | 28 |    | 25 | 98   | 100  | 50   | 112 | 69  | 693  | s5   |     |   |
|  |   | 87-   | R       |   |  |               |                     | 17-0083 |    | 28 |    |      | 98   |      | 50  | 112 |      | 1064 | s5  |   |
| 1.9 TD (60 kW) Eng. M705(280A1 FIAT)       |    | 92-94   |         | •   |  |               | 13-0022             |         |    |    | 24 | 95   | 150  |      |     |     |      |      |     |   |
|  |   |    | 92-94   |   | •  |               |                     | 15-1020 |    | 28 | 27 | 62,9 | 100  | 60   |     |     |      |      | 4   | 2 |
|  |   | 92-94   | L       |   |  |               |                     | 17-0082 |    | 28 |    | 25   | 98   | 100  | 50  | 112 | 69   | 693  | s5  |   |
|  |   | 92-94   | R       |   |  |               |                     | 17-0129 |    | 28 |    | 25   | 98   | 100  | 50  | 112 | 387  | 1070 | s6  |   |
| 2.0 E, Van (58 kW) Eng. 170A/ B(XN1T)      |  | 81-94   |         | •   |  |               | 13-0022             |         |    |    | 24 | 95   | 150  |      |     |     |      |      |     |   |
|  |   |  | 81-94   |   | •  |               |                     | 15-1020 |    | 28 | 27 | 62,9 | 100  | 60   |     |     |      |      | 4   | 2 |
|  |  | 81-94   | L       |   |  |               |                     | 17-0082 |    | 28 |    | 25   | 98   | 100  | 50  | 112 | 69   | 693  | s5  |   |
|  |   | 81-94   | R       |   |  |               |                     | 17-0129 |    | 28 |    | 25   | 98   | 100  | 50  | 112 | 387  | 1070 | s6  |   |
| 2.0, Van, Flatbed (62 kW) Eng. 170C        |  | 91-94   |         | •   |  |               | 13-0022             |         |    |    | 24 | 95   | 150  |      |     |     |      |      |     |   |
|  |   |  | 91-94   |   | •  |               |                     | 15-1020 |    | 28 | 27 | 62,9 | 100  | 60   |     |     |      |      | 4   | 2 |
|  |  | 91-94   | L       |   |  |               |                     | 17-0082 |    | 28 |    | 25   | 98   | 100  | 50  | 112 | 69   | 693  | s5  |   |
|  |   | 91-94   | R       |   |  |               |                     | 17-0129 |    | 28 |    | 25   | 98   | 100  | 50  | 112 | 387  | 1070 | s6  |   |
| 2.5 D, 4WD (54-55 kW) Eng. CRD93L(U25-661) |  | 7/87-94   |         | •   |  |               | 13-0022             |         |    |    | 24 | 95   | 150  |      |     |     |      |      |     |   |
|  |   |  | 7/87-94 |   | •  |               |                     | 15-1020 |    | 28 | 27 | 62,9 | 100  | 60   |     |     |      |      | 4   | 2 |
|  |  | 7/87-94   | L       |   |  |               |                     | 17-0082 |    | 28 |    | 25   | 98   | 100  | 50  | 112 | 69   | 693  | s5  |   |
|  |   | 7/87-94   | R       |   |  |               |                     | 17-0129 |    | 28 |    | 25   | 98   | 100  | 50  | 112 | 387  | 1070 | s6  |   |










| <b>C25 (280, 290) '81-'94</b>                     |   |    | L/R |    |    | NOTE     | METELLI ref.     | ABS            | A  | B  | C     | D      | E    | F   | H    | I   | L    | M    | Fig |    |   |
|---|---|---|-----|---|---|----------|------------------|----------------|----|----|-------|--------|------|-----|------|-----|------|------|-----|----|---|
| 2.5 TD, 4WD (70 kW) Eng. CRD93LS(U25-673/M25-648) |    | 7/87-94   |     | •   |   |          | <b>13-0022</b>   |                |    |    | 24    | 95     | 150  |     |      |     |      |      |     |    |   |
|   |    | 7/87-94   |     | •   |   |          | <b>15-1020</b>   |                | 28 | 27 | 62,9  | 100    | 60   |     |      |     |      |      | 4   | 2  |   |
|   |    | 7/87-94   | L   |   |   |          |                  | <b>17-0082</b> |    | 28 |       | 25     | 98   | 100 | 50   | 112 | 69   | 693  | s5  |    |   |
|   |   | 7/87-94   | R   |   |   |          |                  | <b>17-0129</b> |    | 28 |       | 25     | 98   | 100 | 50   | 112 | 387  | 1070 | s6  |    |   |
| <b>C3 Van '03-'09</b>                             |   |    | L/R |    |    | NOTE     | METELLI ref.     | ABS            | A  | B  | C     | D      | E    | F   | H    | I   | L    | M    | Fig |    |   |
| 1.4 (54 kW) Eng. KFV(TU3JP)                       |    | 2/02-   | L   | •   |   | G.Box:MA | <b>13-0281</b>   |                |    |    | 20    | 68     | 100  |     |      |     |      |      |     |    |   |
|   |   | 2/02-   | R   | •   |   | G.Box:MA | <b>13-0505</b>   |                |    |    | 29,5  | 72,5   | 112  |     |      |     |      |      |     |    |   |
|   |    | 2/02-   | L   | •   |   | G.Box:MA | <b>15-1407</b>   |                | 21 | 21 | 48,75 | 75,6   | 52   |     |      |     |      |      |     | 4a | 2 |
|   |   | 2/02-   | R   | •   |   | G.Box:MA | <b>15-1646</b>   |                | 21 | 21 | 48,75 | 75,6   | 52   |     |      |     |      |      |     | 4a | 2 |
|   |    | 2/02-   | L   |   |   |          | -ABS, G.Box:MA   | <b>17-0415</b> |    | 21 |       | 21     | 79   |     |      | 86  |      | 652  | s5  |    |   |
|   |   | 2/02-   | R   |   |   |          | -ABS, G.Box:MA   | <b>17-0416</b> |    | 21 |       | 21     | 79   |     |      | 86  |      | 841  | s5  |    |   |
| 1.4 HDi (50 kW) Eng. 8HX(DV4TD)                   |    | 02-   | L   | •   |   |          | <b>13-0281</b>   |                |    |    | 20    | 68     | 100  |     |      |     |      |      |     |    |   |
|   |   | 02-   | R   | •   |   |          |                  | <b>13-0505</b> |    |    |       | 29,5   | 72,5 | 112 |      |     |      |      |     |    |   |
|   |    | 02-   | L   | •   |   |          |                  | <b>15-1407</b> |    | 21 | 21    | 48,75  | 75,6 | 52  |      |     |      |      |     | 4a | 2 |
|   |   | 02-   | R   | •   |   |          |                  | <b>15-1646</b> |    | 21 | 21    | 48,75  | 75,6 | 52  |      |     |      |      |     | 4a | 2 |
| <b>C4 Van '04-</b>                                |   |    | L/R |    |    | NOTE     | METELLI ref.     | ABS            | A  | B  | C     | D      | E    | F   | H    | I   | L    | M    | Fig |    |   |
| 1.6 16v HDi (66 kW) Eng. 9HX(DV6ATED4)            |    | 04-   |     | •   |   |          | <b>13-0203</b>   |                |    |    | 28    | 74     | 115  |     |      |     |      |      |     |    |   |
|   |    | 04-   |     | •   |   |          | <b>15-1455</b>   |                | 25 | 34 | 58,3  | 86     | 46   |     |      |     |      |      | 11a | 2  |   |
| <b>C8 Van '02-</b>                                |   |   | L/R |   |   | NOTE     | METELLI ref.     | ABS            | A  | B  | C     | D      | E    | F   | H    | I   | L    | M    | Fig |    |   |
| 2.0 HDi (100 kW) Eng. RHR(DW10BTED4)              |  | 02-   |     | •   |   | M/T      | <b>13-0342</b>   |                |    |    | 26    | 86     | 138  |     |      |     |      |      |     |    |   |
|   |  | 02-   |     | •   |   | M/T      | <b>15-1494</b>   |                | 27 | 28 | 58    | 92     | 49   |     |      |     |      |      | 11  | 1  |   |
| 2.0 HDi (88 kW) Eng. RHK(DW10UTED4)               |  | 02-   |     | •   |   | M/T      | <b>13-0342</b>   |                |    |    | 26    | 86     | 138  |     |      |     |      |      |     |    |   |
|   |  | 02-   |     | •   |   | M/T      | <b>15-1494</b>   |                | 27 | 28 | 58    | 92     | 49   |     |      |     |      |      | 11  | 1  |   |
| <b>Dispatch '94-'00</b>                           |   |  | L/R |  |  | NOTE     | METELLI ref.     | ABS            | A  | B  | C     | D      | E    | F   | H    | I   | L    | M    | Fig |    |   |
| 1.9 D, TD (66 kW) Eng. DHX(XUD9TF-BTF)            |  | 94-5/99   |     | •   |   | +ABS     | <b>13-0172</b>   |                |    |    | 28    | 95     | 85   |     |      |     |      |      |     |    |   |
|   |  | 94-5/99   |     | •   |   | +ABS     | <b>15-1224</b>   | 48             | 27 | 39 | 59    | 100,45 | 49,5 |     |      |     |      |      | 11  | 2  |   |
|   |  | 9/94-   | L   |   |   |          | G.Box:ME5K       | <b>17-0142</b> |    | 27 |       | 37     | 100  | 89  | 38,7 | 82  | 68,5 | 642  | s3  |    |   |
|   |   | 9/94-   | L   |   |   |          | +ABS, G.Box:ME5K | <b>17-0144</b> | 48 | 27 |       | 37     | 100  | 89  | 38,7 | 82  | 68,5 | 641  | s3  |    |   |
|   |   | 9/94-   | R   |   |   |          | G.Box:ME5K       | <b>17-0143</b> |    | 27 |       | 37     | 100  | 89  | 38,7 | 82  | 369  | 942  | s4  |    |   |
|   |   | 9/94-   | R   |   |   |          | +ABS, G.Box:ME5K | <b>17-0145</b> | 48 | 27 |       | 37     | 100  | 89  | 38,7 | 82  | 369  | 942  | s4  |    |   |

| Jumper I (230)/ Relay '94-'02    |   |  | L/R |  |  | NOTE                   | METELLI ref.                       | ABS     | A  | B  | C  | D    | E     | F   | H    | I   | L    | M    | Fig |    |   |
|----------------------------------|---|---|-----|---|---|------------------------|------------------------------------|---------|----|----|----|------|-------|-----|------|-----|------|------|-----|----|---|
| 1.9 D (51 kW) Eng. D9B(XUD9A-U)  |  | 1/94-02   |     | ●   |   | +ABS, 10-14Q           | 13-0022                            |         |    |    | 24 | 95   | 150   |     |      |     |      |      |     |    |   |
|                                  |   | 1/94-02   |     | ●   |   | +ABS, Ch -5235557, 18Q | 13-0109                            |         |    |    | 33 | 111  | 93    |     |      |     |      |      |     |    |   |
|                                  |   | 1/94-02   |     | ●   |   | +ABS, Ch 5235558-, 18Q | 13-0502                            |         |    |    | 33 | 110  | 160   |     |      |     |      |      |     |    |   |
|                                  |  | 1/94-02   |     | ●   |   |                        | +ABS, 10-14Q                       | 15-1120 | 54 | 28 | 39 | 62,9 | 100,4 | 60  |      |     |      |      |     | 4  | 2 |
|                                  |   | 1/94-02   |     | ●   |   |                        | +ABS, Ch -5235557, 18Q             | 15-1132 | 54 | 35 | 45 | 70   | 115,3 | 63  |      |     |      |      |     | 11 | 2 |
|                                  |   | 1/94-02   |     | ●   |   |                        | +ABS, Ch 5235558-, 18Q             | 15-1236 | 54 | 35 | 45 | 70   | 113,6 | 63  |      |     |      |      |     | 11 | 2 |
|                                  |  | 1/94-02   | L   |   |   |                        | +ABS, G.Box:ME5T, 10-14Q           | 17-0084 | 54 | 28 |    | 37   | 98    | 89  | 38,7 | 112 | 68,5 | 770  | s3  |    |   |
|                                  |   | 1/94-02   | L   |   |   |                        | +ABS, Ch -5235557, G.Box:MG5T, 18Q | 17-0158 | 54 | 35 |    | 41   | 115   | 104 | 50   | 117 | 70   | 762  | s3  |    |   |
|                                  |   | 1/94-02   | L   |   |   |                        | +ABS, Ch 5235558-, G.Box:MG5T, 18Q | 17-0160 | 54 | 35 |    | 41   | 115   | 104 | 50   | 117 | 70   | 762  | s3  |    |   |
|                                  |   | 1/94-02   | R   |   |   |                        | +ABS, G.Box:ME5T, 10-14Q           | 17-0085 | 54 | 28 |    | 37   | 98    | 89  | 38,7 | 112 | 369  | 1070 | s6  |    |   |
|                                  |   | 1/94-02   | R   |   |   |                        | +ABS, Ch -5235557, G.Box:MG5T, 18Q | 17-0159 | 54 | 35 |    | 41   | 115   | 104 | 50   | 117 | 391  | 1084 | s6  |    |   |
|                                  |   |   |     |   |   |                        | +ABS, Ch 5235558-, G.Box:MG5T, 18Q | 17-0161 | 54 | 35 |    | 41   | 115   | 104 | 50   | 117 | 391  | 1084 | s6  |    |   |
| 1.9 TD (66 kW) Eng. D8C(XUD9UTF) |  | 1/94-02   |     | ●   |   | +ABS, 10-14Q           | 13-0022                            |         |    |    | 24 | 95   | 150   |     |      |     |      |      |     |    |   |
|                                  |   | 1/94-02   |     | ●   |   | +ABS, Ch -5235557, 18Q | 13-0109                            |         |    |    | 33 | 111  | 93    |     |      |     |      |      |     |    |   |
|                                  |   | 1/94-02   |     | ●   |   | +ABS, Ch 5235558-, 18Q | 13-0502                            |         |    |    | 33 | 110  | 160   |     |      |     |      |      |     |    |   |
|                                  |  | 1/94-02   |     | ●   |   |                        | +ABS, 10-14Q                       | 15-1120 | 54 | 28 | 39 | 62,9 | 100,4 | 60  |      |     |      |      |     | 4  | 2 |
|                                  |   | 1/94-02   |     | ●   |   |                        | +ABS, Ch -5235557, 18Q             | 15-1132 | 54 | 35 | 45 | 70   | 115,3 | 63  |      |     |      |      |     | 11 | 2 |
|                                  |   | 1/94-02   |     | ●   |   |                        | +ABS, Ch 5235558-, 18Q             | 15-1236 | 54 | 35 | 45 | 70   | 113,6 | 63  |      |     |      |      |     | 11 | 2 |
|                                  |  | 1/94-02   | L   |   |   |                        | +ABS, G.Box:ME5T, 10-14Q           | 17-0084 | 54 | 28 |    | 37   | 98    | 89  | 38,7 | 112 | 68,5 | 770  | s3  |    |   |
|                                  |   | 1/94-02   | L   |   |   |                        | +ABS, Ch -5235557, G.Box:MG5T, 18Q | 17-0158 | 54 | 35 |    | 41   | 115   | 104 | 50   | 117 | 70   | 762  | s3  |    |   |
|                                  |   | 1/94-02   | L   |   |   |                        | +ABS, Ch 5235558-, G.Box:MG5T, 18Q | 17-0160 | 54 | 35 |    | 41   | 115   | 104 | 50   | 117 | 70   | 762  | s3  |    |   |
|                                  |   | 1/94-02   | R   |   |   |                        | +ABS, G.Box:ME5T, 10-14Q           | 17-0085 | 54 | 28 |    | 37   | 98    | 89  | 38,7 | 112 | 369  | 1070 | s6  |    |   |
|                                  |   | 1/94-02   | R   |   |   |                        | +ABS, Ch -5235557, G.Box:MG5T, 18Q | 17-0159 | 54 | 35 |    | 41   | 115   | 104 | 50   | 117 | 391  | 1084 | s6  |    |   |
|                                  |   |   |     |   |   |                        | +ABS, Ch 5235558-, G.Box:MG5T, 18Q | 17-0161 | 54 | 35 |    | 41   | 115   | 104 | 50   | 117 | 391  | 1084 | s6  |    |   |




















| Jumper I (230)/ Relay '94-'02       |   |  | L/R |  |  | NOTE                   | METELLI ref.                       | ABS            | A  | B  | C  | D    | E     | F   | H    | I   | L    | M    | Fig |    |   |
|-------------------------------------|---|---|-----|---|---|------------------------|------------------------------------|----------------|----|----|----|------|-------|-----|------|-----|------|------|-----|----|---|
| 1.9 TD (66 kW) Eng. DHX(XUD9TF-BTF) |  | 1/94-02   |     | ●   |   | +ABS, 10-14Q           | <b>13-0022</b>                     |                |    |    | 24 | 95   | 150   |     |      |     |      |      |     |    |   |
|                                     |   | 1/94-02   |     | ●   |   | +ABS, Ch -5235557, 18Q | <b>13-0109</b>                     |                |    |    | 33 | 111  | 93    |     |      |     |      |      |     |    |   |
|                                     |   | 1/94-02   |     | ●   |   | +ABS, Ch 5235558-, 18Q | <b>13-0502</b>                     |                |    |    | 33 | 110  | 160   |     |      |     |      |      |     |    |   |
|                                     |  | 1/94-02   |     | ●   |   |                        | +ABS, 10-14Q                       | <b>15-1120</b> | 54 | 28 | 39 | 62,9 | 100,4 | 60  |      |     |      |      |     | 4  | 2 |
|                                     |   | 1/94-02   |     | ●   |   |                        | +ABS, Ch -5235557, 18Q             | <b>15-1132</b> | 54 | 35 | 45 | 70   | 115,3 | 63  |      |     |      |      |     | 11 | 2 |
|                                     |   | 1/94-02   |     | ●   |   |                        | +ABS, Ch 5235558-, 18Q             | <b>15-1236</b> | 54 | 35 | 45 | 70   | 113,6 | 63  |      |     |      |      |     | 11 | 2 |
|                                     |  | 1/94-02   | L   |   |   |                        | +ABS, G.Box:ME5T, 10-14Q           | <b>17-0084</b> | 54 | 28 |    | 37   | 98    | 89  | 38,7 | 112 | 68,5 | 770  | s3  |    |   |
|                                     |   | 1/94-02   | L   |   |   |                        | +ABS, Ch -5235557, G.Box:MG5T, 18Q | <b>17-0158</b> | 54 | 35 |    | 41   | 115   | 104 | 50   | 117 | 70   | 762  | s3  |    |   |
|                                     |   | 1/94-02   | L   |   |   |                        | +ABS, Ch 5235558-, G.Box:MG5T, 18Q | <b>17-0160</b> | 54 | 35 |    | 41   | 115   | 104 | 50   | 117 | 70   | 762  | s3  |    |   |
|                                     |   | 1/94-02   | R   |   |   |                        | +ABS, G.Box:ME5T, 10-14Q           | <b>17-0085</b> | 54 | 28 |    | 37   | 98    | 89  | 38,7 | 112 | 369  | 1070 | s6  |    |   |
|                                     |   | 1/94-02   | R   |   |   |                        | +ABS, Ch -5235557, G.Box:MG5T, 18Q | <b>17-0159</b> | 54 | 35 |    | 41   | 115   | 104 | 50   | 117 | 391  | 1084 | s6  |    |   |
|                                     |   |   |     |   |   |                        | +ABS, Ch 5235558-, G.Box:MG5T, 18Q | <b>17-0161</b> | 54 | 35 |    | 41   | 115   | 104 | 50   | 117 | 391  | 1084 | s6  |    |   |
| 1.9 TD (68 kW) Eng. D8C(XUD9UTF)    |  | 96-02   |     | ●   |   | +ABS, 10-14Q           | <b>13-0022</b>                     |                |    |    | 24 | 95   | 150   |     |      |     |      |      |     |    |   |
|                                     |   | 96-02   |     | ●   |   | +ABS, Ch -5235557, 18Q | <b>13-0109</b>                     |                |    |    | 33 | 111  | 93    |     |      |     |      |      |     |    |   |
|                                     |   | 96-02   |     | ●   |   | +ABS, Ch 5235558-, 18Q | <b>13-0502</b>                     |                |    |    | 33 | 110  | 160   |     |      |     |      |      |     |    |   |
|                                     |  | 96-02   |     | ●   |   |                        | +ABS, 10-14Q                       | <b>15-1120</b> | 54 | 28 | 39 | 62,9 | 100,4 | 60  |      |     |      |      |     | 4  | 2 |
|                                     |   | 96-02   |     | ●   |   |                        | +ABS, Ch -5235557, 18Q             | <b>15-1132</b> | 54 | 35 | 45 | 70   | 115,3 | 63  |      |     |      |      |     | 11 | 2 |
|                                     |   | 96-02   |     | ●   |   |                        | +ABS, Ch 5235558-, 18Q             | <b>15-1236</b> | 54 | 35 | 45 | 70   | 113,6 | 63  |      |     |      |      |     | 11 | 2 |
|                                     |  | 96-02   | L   |   |   |                        | +ABS, G.Box:ME5T, 10-14Q           | <b>17-0084</b> | 54 | 28 |    | 37   | 98    | 89  | 38,7 | 112 | 68,5 | 770  | s3  |    |   |
|                                     |   | 96-02   | L   |   |   |                        | +ABS, Ch -5235557, G.Box:MG5T, 18Q | <b>17-0158</b> | 54 | 35 |    | 41   | 115   | 104 | 50   | 117 | 70   | 762  | s3  |    |   |
|                                     |   | 96-02   | L   |   |   |                        | +ABS, Ch 5235558-, G.Box:MG5T, 18Q | <b>17-0160</b> | 54 | 35 |    | 41   | 115   | 104 | 50   | 117 | 70   | 762  | s3  |    |   |
|                                     |   | 96-02   | R   |   |   |                        | +ABS, G.Box:ME5T, 10-14Q           | <b>17-0085</b> | 54 | 28 |    | 37   | 98    | 89  | 38,7 | 112 | 369  | 1070 | s6  |    |   |
|                                     |   | 96-02   | R   |   |   |                        | +ABS, Ch -5235557, G.Box:MG5T, 18Q | <b>17-0159</b> | 54 | 35 |    | 41   | 115   | 104 | 50   | 117 | 391  | 1084 | s6  |    |   |
|                                     |   |   |     |   |   |                        | +ABS, Ch 5235558-, G.Box:MG5T, 18Q | <b>17-0161</b> | 54 | 35 |    | 41   | 115   | 104 | 50   | 117 | 391  | 1084 | s6  |    |   |





















| Jumper I (230)/ Relay '94-'02   |   |  | L/R   |  |  | NOTE                               | METELLI ref.                       | ABS     | A  | B  | C    | D     | E   | F    | H    | I   | L    | M    | Fig |   |
|---|---|---|-------|---|---|------------------------------------|------------------------------------|---------|----|----|------|-------|-----|------|------|-----|------|------|-----|---|
| 2.0 HDi (62 kW) Eng. RHV(DW10UTD)   |  | 01-02   |       | ●   |   | +ABS, 10-14Q                       | 13-0022                            |         |    |    | 24   | 95    | 150 |      |      |     |      |      |     |   |
|   |   | 01-02   |       | ●   |   | +ABS, Ch -5235557, 18Q             | 13-0109                            |         |    |    | 33   | 111   | 93  |      |      |     |      |      |     |   |
|   |   | 01-02   |       | ●   |   | +ABS, Ch 5235558-, 18Q             | 13-0502                            |         |    |    | 33   | 110   | 160 |      |      |     |      |      |     |   |
|   |  | 01-02   |       | ●   |   | +ABS, 10-14Q                       | 15-1120                            | 54      | 28 | 39 | 62,9 | 100,4 | 60  |      |      |     |      |      | 4   | 2 |
|   |   | 01-02   |       | ●   |   | +ABS, Ch -5235557, 18Q             | 15-1132                            | 54      | 35 | 45 | 70   | 115,3 | 63  |      |      |     |      |      | 11  | 2 |
|   |   | 01-02   |       | ●   |   | +ABS, Ch 5235558-, 18Q             | 15-1236                            | 54      | 35 | 45 | 70   | 113,6 | 63  |      |      |     |      |      | 11  | 2 |
|   |  | 01-02   | L     |   |   |                                    | +ABS, G.Box:ME5T, 10-14Q           | 17-0084 | 54 | 28 |      | 37    | 98  | 89   | 38,7 | 112 | 68,5 | 770  | s3  |   |
|   |   | 01-02   | L     |   |   |                                    | +ABS, Ch -5235557, G.Box:MG5T, 18Q | 17-0158 | 54 | 35 |      | 41    | 115 | 104  | 50   | 117 | 70   | 762  | s3  |   |
|   |   | 01-02   | L     |   |   |                                    | +ABS, Ch 5235558-, G.Box:MG5T, 18Q | 17-0160 | 54 | 35 |      | 41    | 115 | 104  | 50   | 117 | 70   | 762  | s3  |   |
|   |   | 01-02   | R     |   |   |                                    | +ABS, G.Box:ME5T, 10-14Q           | 17-0085 | 54 | 28 |      | 37    | 98  | 89   | 38,7 | 112 | 369  | 1070 | s6  |   |
|   |   | 01-02   | R     |   |   |                                    | +ABS, Ch -5235557, G.Box:MG5T, 18Q | 17-0159 | 54 | 35 |      | 41    | 115 | 104  | 50   | 117 | 391  | 1084 | s6  |   |
|   | 2.0i, 4WD (80 kW) Eng. RFW(XU10J2U)   |  | 94-02 |   | ●   |                                    | +ABS, 10-14Q                       | 13-0022 |    |    |      | 24    | 95  | 150  |      |     |      |      |     |   |
| 94-02   |   |   |       | ●   |   | +ABS, Ch -5235557, 18Q             | 13-0109                            |         |    |    | 33   | 111   | 93  |      |      |     |      |      |     |   |
| 94-02   |   |   |       | ●   |   | +ABS, Ch 5235558-, 18Q             | 13-0502                            |         |    |    | 33   | 110   | 160 |      |      |     |      |      |     |   |
|    |   | 94-02   |       | ●   |   | +ABS, 10-14Q                       | 15-1120                            | 54      | 28 | 39 | 62,9 | 100,4 | 60  |      |      |     |      |      | 4   | 2 |
|   |   | 94-02   |       | ●   |   | +ABS, Ch -5235557, 18Q             | 15-1132                            | 54      | 35 | 45 | 70   | 115,3 | 63  |      |      |     |      |      | 11  | 2 |
|   |   | 94-02   |       | ●   |   | +ABS, Ch 5235558-, 18Q             | 15-1236                            | 54      | 35 | 45 | 70   | 113,6 | 63  |      |      |     |      |      | 11  | 2 |
|  |   | 94-02   | L     |   |   |                                    | +ABS, G.Box:ME5T, 10-14Q           | 17-0084 | 54 | 28 |      | 37    | 98  | 89   | 38,7 | 112 | 68,5 | 770  | s3  |   |
|   |   | 94-02   | L     |   |   |                                    | +ABS, Ch -5235557, G.Box:MG5T, 18Q | 17-0158 | 54 | 35 |      | 41    | 115 | 104  | 50   | 117 | 70   | 762  | s3  |   |
|   |   | 94-02   | L     |   |   |                                    | +ABS, Ch 5235558-, G.Box:MG5T, 18Q | 17-0160 | 54 | 35 |      | 41    | 115 | 104  | 50   | 117 | 70   | 762  | s3  |   |
|   |   | 94-02   | L     |   |   |                                    | +ABS, G.Box:MG5, 10-14Q            | 17-0086 | 54 | 28 |      | 41    | 98  | 89   | 38,7 | 112 | 70   | 756  | s3  |   |
|   |   | 94-02   | L     |   |   |                                    | -ABS, G.Box:MG5, 10-14Q            | 17-0815 |    | 28 | 41   |       | 98  | 89   | 38,7 | 112 | 70   | 756  | s3  |   |
|   |   | 94-02   | R     |   |   |                                    | +ABS, G.Box:ME5T, 10-14Q           | 17-0085 | 54 | 28 |      | 37    | 98  | 89   | 38,7 | 112 | 369  | 1070 | s6  |   |
|   | 94-02   | R   |       |   |   | +ABS, Ch -5235557, G.Box:MG5T, 18Q | 17-0159                            | 54      | 35 |    | 41   | 115   | 104 | 50   | 117  | 391 | 1084 | s6   |     |   |
|   | 94-02   | R   |       |   |   | +ABS, Ch 5235558-, G.Box:MG5T, 18Q | 17-0161                            | 54      | 35 |    | 41   | 115   | 104 | 50   | 117  | 391 | 1084 | s6   |     |   |
|   | 94-02   | R   |       |   |   | +ABS, G.Box:MG5, 10-14Q            | 17-0087                            | 54      | 28 |    | 41   | 98    | 89  | 38,7 | 112  | 391 | 1077 | s6   |     |   |
|   | 94-02   | R   |       |   |   | -ABS, G.Box:MG5, 10-14Q            | 17-0816                            |         | 28 | 41 |      | 98    | 89  | 38,7 | 112  | 391 | 1077 | s4   |     |   |

| Jumper I (230)/ Relay '94-'02      |   |  | L/R |  |  | NOTE                               | METELLI ref.                       | ABS     | A  | B  | C   | D    | E     | F   | H    | I    | L    | M    | Fig |    |   |
|------------------------------------|---|---|-----|---|--|------------------------------------|------------------------------------|---------|----|----|-----|------|-------|-----|------|------|------|------|-----|----|---|
| 2.5 D, 4WD (63 kW) Eng. T9A(DJ5)   |    | 96-02   |     | ●   |  | +ABS, 10-14Q                       | 13-0022                            |         |    |    | 24  | 95   | 150   |     |      |      |      |      |     |    |   |
|                                    |   | 96-02   |     | ●   |  | +ABS, Ch -5235557, 18Q             | 13-0109                            |         |    |    | 33  | 111  | 93    |     |      |      |      |      |     |    |   |
|                                    |   | 96-02   |     | ●   |  | +ABS, Ch 5235558-, 18Q             | 13-0502                            |         |    |    | 33  | 110  | 160   |     |      |      |      |      |     |    |   |
|                                    |    | 96-02   |     | ●   |  |                                    | +ABS, 10-14Q                       | 15-1120 | 54 | 28 | 39  | 62,9 | 100,4 | 60  |      |      |      |      |     | 4  | 2 |
|                                    |   | 96-02   |     | ●   |  |                                    | +ABS, Ch -5235557, 18Q             | 15-1132 | 54 | 35 | 45  | 70   | 115,3 | 63  |      |      |      |      |     | 11 | 2 |
|                                    |   | 96-02   |     | ●   |  |                                    | +ABS, Ch 5235558-, 18Q             | 15-1236 | 54 | 35 | 45  | 70   | 113,6 | 63  |      |      |      |      |     | 11 | 2 |
|                                    |    | 94-02   | L   |   |  |                                    | +ABS, G.Box:MG5, 10-14Q            | 17-0086 | 54 | 28 |     | 41   | 98    | 89  | 38,7 | 112  | 70   | 756  | s3  |    |   |
|                                    |   | 94-02   | L   |   |  |                                    | -ABS, G.Box:MG5, 10-14Q            | 17-0815 |    | 28 | 41  |      | 98    | 89  | 38,7 | 112  | 70   | 756  | s3  |    |   |
|                                    |   | 94-02   | R   |   |  |                                    | +ABS, G.Box:MG5, 10-14Q            | 17-0087 | 54 | 28 |     | 41   | 98    | 89  | 38,7 | 112  | 391  | 1077 | s6  |    |   |
|                                    |   | 94-02   | R   |   |  |                                    | -ABS, G.Box:MG5, 10-14Q            | 17-0816 |    | 28 | 41  |      | 98    | 89  | 38,7 | 112  | 391  | 1077 | s4  |    |   |
|                                    |   | 96-02   | L   |   |  |                                    | +ABS, G.Box:ME5T, 10-14Q           | 17-0084 | 54 | 28 |     | 37   | 98    | 89  | 38,7 | 112  | 68,5 | 770  | s3  |    |   |
|                                    |   | 96-02   | L   |   |  |                                    | +ABS, Ch -5235557, G.Box:MG5T, 18Q | 17-0158 | 54 | 35 |     | 41   | 115   | 104 | 50   | 117  | 70   | 762  | s3  |    |   |
|                                    |   | 96-02   | L   |   |  |                                    | +ABS, Ch 5235558-, G.Box:MG5T, 18Q | 17-0160 | 54 | 35 |     | 41   | 115   | 104 | 50   | 117  | 70   | 762  | s3  |    |   |
|                                    |   | 96-02   | R   |   |  |                                    | +ABS, G.Box:ME5T, 10-14Q           | 17-0085 | 54 | 28 |     | 37   | 98    | 89  | 38,7 | 112  | 369  | 1070 | s6  |    |   |
|                                    | 96-02   | R   |     |   |  | +ABS, Ch -5235557, G.Box:MG5T, 18Q | 17-0159                            | 54      | 35 |    | 41  | 115  | 104   | 50  | 117  | 391  | 1084 | s6   |     |    |   |
| 96-02                              | R   |   |     |   | +ABS, Ch 5235558-, G.Box:MG5T, 18Q   | 17-0161                            | 54                                 | 35      |    | 41 | 115 | 104  | 50    | 117 | 391  | 1084 | s6   |      |     |    |   |
| 2.5 TD, 4WD (76 kW) Eng. T8A(DJ5T) |    | 96-02   |     | ●   |  | +ABS, 10-14Q                       | 13-0022                            |         |    |    | 24  | 95   | 150   |     |      |      |      |      |     |    |   |
|                                    |   | 96-02   |     | ●   |  | +ABS, Ch -5235557, 18Q             | 13-0109                            |         |    |    | 33  | 111  | 93    |     |      |      |      |      |     |    |   |
|                                    |   | 96-02   |     | ●   |  | +ABS, Ch 5235558-, 18Q             | 13-0502                            |         |    |    | 33  | 110  | 160   |     |      |      |      |      |     |    |   |
|                                    |    | 96-02   |     | ●   |  |                                    | +ABS, 10-14Q                       | 15-1120 | 54 | 28 | 39  | 62,9 | 100,4 | 60  |      |      |      |      |     | 4  | 2 |
|                                    |   | 96-02   |     | ●   |  |                                    | +ABS, Ch -5235557, 18Q             | 15-1132 | 54 | 35 | 45  | 70   | 115,3 | 63  |      |      |      |      |     | 11 | 2 |
|                                    |   | 96-02   |     | ●   |  |                                    | +ABS, Ch 5235558-, 18Q             | 15-1236 | 54 | 35 | 45  | 70   | 113,6 | 63  |      |      |      |      |     | 11 | 2 |
|                                    |  | 96-02   | L   |   |  |                                    | +ABS, G.Box:ME5T, 10-14Q           | 17-0086 | 54 | 28 |     | 41   | 98    | 89  | 38,7 | 112  | 70   | 756  | s3  |    |   |
|                                    |   | 96-02   | L   |   |  |                                    | +ABS, Ch -5235557, G.Box:MG5T, 18Q | 17-0158 | 54 | 35 |     | 41   | 115   | 104 | 50   | 117  | 70   | 762  | s3  |    |   |
|                                    |   | 96-02   | L   |   |  |                                    | +ABS, Ch 5235558-, G.Box:MG5T, 18Q | 17-0160 | 54 | 35 |     | 41   | 115   | 104 | 50   | 117  | 70   | 762  | s3  |    |   |
|                                    |   | 96-02   | R   |   |  |                                    | +ABS, G.Box:ME5T, 10-14Q           | 17-0087 | 54 | 28 |     | 41   | 98    | 89  | 38,7 | 112  | 391  | 1077 | s6  |    |   |
| 96-02                              | R   |   |     |   | +ABS, Ch -5235557, G.Box:MG5T, 18Q   | 17-0159                            | 54                                 | 35      |    | 41 | 115 | 104  | 50    | 117 | 391  | 1084 | s6   |      |     |    |   |
| 96-02                              | R   |   |     |   | +ABS, Ch 5235558-, G.Box:MG5T, 18Q   | 17-0161                            | 54                                 | 35      |    | 41 | 115 | 104  | 50    | 117 | 391  | 1084 | s6   |      |     |    |   |

































































| <b>Jumper I (230)/ Relay '94-'02</b>      |   |  | L/R |  |  | NOTE                    | METELLI ref.                       | ABS     | A  | B  | C    | D     | E     | F    | H    | I   | L    | M    | Fig |   |
|---|---|---|-----|---|--|-------------------------|------------------------------------|---------|----|----|------|-------|-------|------|------|-----|------|------|-----|---|
| 2.8 HDi, 4WD (94 kW) Eng. 8140.43S        |    | 00-02   |     | •   |  | +ABS, 10-14Q            | 13-0022                            |         |    |    | 24   | 95    | 150   |      |      |     |      |      |     |   |
|   |   | 00-02   |     | •   |  | +ABS, Ch -5235557, 18Q  | 13-0109                            |         |    |    | 33   | 111   | 93    |      |      |     |      |      |     |   |
|   |   | 00-02   |     | •   |  | +ABS, Ch 5235558-, 18Q  | 13-0502                            |         |    |    | 33   | 110   | 160   |      |      |     |      |      |     |   |
|   |    | 00-02   |     | •   |  |                         | +ABS, 10-14Q                       | 15-1120 | 54 | 28 | 39   | 62,9  | 100,4 | 60   |      |     |      |      | 4   | 2 |
|   |   | 00-02   |     | •   |  |                         | +ABS, Ch -5235557, 18Q             | 15-1132 | 54 | 35 | 45   | 70    | 115,3 | 63   |      |     |      |      | 11  | 2 |
|   |   | 00-02   |     | •   |  |                         | +ABS, Ch 5235558-, 18Q             | 15-1236 | 54 | 35 | 45   | 70    | 113,6 | 63   |      |     |      |      | 11  | 2 |
|   |    | 00-02   | L   |   |  |                         | +ABS, G.Box:ME5T, 10-14Q           | 17-0084 | 54 | 28 |      | 37    | 98    | 89   | 38,7 | 112 | 68,5 | 770  | s3  |   |
|   |   | 00-02   | L   |   |  |                         | +ABS, Ch -5235557, G.Box:MG5T, 18Q | 17-0158 | 54 | 35 |      | 41    | 115   | 104  | 50   | 117 | 70   | 762  | s3  |   |
|   |   | 00-02   | L   |   |  |                         | +ABS, Ch 5235558-, G.Box:MG5T, 18Q | 17-0160 | 54 | 35 |      | 41    | 115   | 104  | 50   | 117 | 70   | 762  | s3  |   |
|   |   | 00-02   | L   |   |  |                         | +ABS, G.Box:MG5, 10-14Q            | 17-0086 | 54 | 28 |      | 41    | 98    | 89   | 38,7 | 112 | 70   | 756  | s3  |   |
|   |   | 00-02   | L   |   |  |                         | -ABS, G.Box:MG5, 10-14Q            | 17-0815 |    | 28 | 41   |       | 98    | 89   | 38,7 | 112 | 70   | 756  | s3  |   |
|   |   | 00-02   | R   |   |  |                         | +ABS, G.Box:ME5T, 10-14Q           | 17-0085 | 54 | 28 |      | 37    | 98    | 89   | 38,7 | 112 | 369  | 1070 | s6  |   |
|   |   | 00-02   | R   |   |  |                         | +ABS, Ch -5235557, G.Box:MG5T, 18Q | 17-0159 | 54 | 35 |      | 41    | 115   | 104  | 50   | 117 | 391  | 1084 | s6  |   |
|   |   | 00-02   | R   |   |  |                         | +ABS, Ch 5235558-, G.Box:MG5T, 18Q | 17-0161 | 54 | 35 |      | 41    | 115   | 104  | 50   | 117 | 391  | 1084 | s6  |   |
|   | 00-02   | R   |     |   |  | +ABS, G.Box:MG5, 10-14Q | 17-0087                            | 54      | 28 |    | 41   | 98    | 89    | 38,7 | 112  | 391 | 1077 | s6   |     |   |
|   | 00-02   | R   |     |   |  | -ABS, G.Box:MG5, 10-14Q | 17-0816                            |         | 28 | 41 |      | 98    | 89    | 38,7 | 112  | 391 | 1077 | s4   |     |   |
| <b>Jumper II (244)/ Relay '02-'06</b>     |   |  | L/R |  |  | NOTE                    | METELLI ref.                       | ABS     | A  | B  | C    | D     | E     | F    | H    | I   | L    | M    | Fig |   |
| 2.0 (81 kW) Eng. XU10J2                   |    | 4/02-   |     | •   |  | +ABS, 11-15Q            | 13-0022                            |         |    |    | 24   | 95    | 150   |      |      |     |      |      |     |   |
|   |   | 4/02-   |     | •   |  | +ABS, 18Q               | 13-0502                            |         |    |    | 33   | 110   | 160   |      |      |     |      |      |     |   |
|   |    | 4/02-   |     | •   |  |                         | +ABS, 11-15Q                       | 15-1120 | 54 | 28 | 39   | 62,9  | 100,4 | 60   |      |     |      |      | 4   | 2 |
|   |   | 4/02-   |     | •   |  |                         | +ABS, 18Q                          | 15-1236 | 54 | 35 | 45   | 70    | 113,6 | 63   |      |     |      |      | 11  | 2 |
| 2.0 bivalent (81 kW) Eng. XU10J2          |  | 2/03-   |     | •   |  | +ABS, 11-15Q            | 13-0022                            |         |    |    | 24   | 95    | 150   |      |      |     |      |      |     |   |
|   |   | 2/03-   |     | •   |  | +ABS, 18Q               | 13-0502                            |         |    |    | 33   | 110   | 160   |      |      |     |      |      |     |   |
|   |  | 2/03-   |     | •   |  |                         | +ABS, 11-15Q                       | 15-1120 | 54 | 28 | 39   | 62,9  | 100,4 | 60   |      |     |      |      | 4   | 2 |
|   |   | 2/03-   |     | •   |  |                         | +ABS, 18Q                          | 15-1236 | 54 | 35 | 45   | 70    | 113,6 | 63   |      |     |      |      | 11  | 2 |
| 2.0 HDi (62 kW) Eng. RHV(DW10UTD/DW10UTD) |  | 4/02-   |     | •   |  | +ABS, 11-15-18Q         | 13-0022                            |         |    |    | 24   | 95    | 150   |      |      |     |      |      |     |   |
|   |  | 4/02-   |     | •   |  | +ABS, 11-15-18Q         | 15-1120                            | 54      | 28 | 39 | 62,9 | 100,4 | 60    |      |      |     |      | 4    | 2   |   |
| 2.2 HDi (74 kW) Eng. 4HY(DW12UTED4)       |  | 4/02-   |     | •   |  | +ABS, 11-15Q            | 13-0022                            |         |    |    | 24   | 95    | 150   |      |      |     |      |      |     |   |
|   |   | 4/02-   |     | •   |  | +ABS, 18Q               | 13-0502                            |         |    |    | 33   | 110   | 160   |      |      |     |      |      |     |   |
|   |  | 4/02-   |     | •   |  |                         | +ABS, 11-15Q                       | 15-1120 | 54 | 28 | 39   | 62,9  | 100,4 | 60   |      |     |      |      | 4   | 2 |
|   |   | 4/02-   |     | •   |  |                         | +ABS, 18Q                          | 15-1236 | 54 | 35 | 45   | 70    | 113,6 | 63   |      |     |      |      | 11  | 2 |








| <b>Jumpy I (U6U) '95-'06</b>              |    | L/R    |  |  | NOTE | METELLI ref.     | ABS            | A  | B  | C    | D      | E    | F  | H    | I  | L    | M   | Fig |   |  |
|---|---|--------|---|---|------|------------------|----------------|----|----|------|--------|------|----|------|----|------|-----|-----|---|--|
| 1.6, Van (58 kW) Eng. 1580 SPI/220 A2.000 |    | 96-    |   | ●   | +ABS | <b>13-0170</b>   |                |    |    | 25   | 86     | 96   |    |      |    |      |     |     |   |  |
|   |    | 96-    |   | ●   | +ABS | <b>15-1222</b>   | 48             | 27 | 34 | 58,6 | 89,9   | 49   |    |      |    |      |     | 11  | 2 |  |
|   |    | 10/95- | L   |   |      | +ABS, G.Box:BE3  | <b>17-0140</b> | 48 | 27 |      | 24     | 90   | 81 | 33   | 82 | 62   | 647 | s3  |   |  |
|   |   | 10/95- | L   |   |      | -ABS, G.Box:BE3  | <b>17-0138</b> |    | 27 |      | 24     | 90   | 81 | 33   | 82 | 62   | 647 | s3  |   |  |
|   |   | 10/95- | R   |   |      | +ABS, G.Box:BE3  | <b>17-0141</b> | 48 | 27 |      | 24     | 90   | 81 | 33   | 82 | 350  | 936 | s4  |   |  |
|   |   | 10/95- | R   |   |      | -ABS, G.Box:BE3  | <b>17-0139</b> |    | 27 |      | 24     | 90   | 81 | 33   | 82 | 350  | 936 | s4  |   |  |
| 1.9 D (51 kW) Eng. D9B(XUD9A-U)           |    | 96-    |   | ●   | +ABS | <b>13-0170</b>   |                |    |    | 25   | 86     | 96   |    |      |    |      |     |     |   |  |
|   |    | 96-    |   | ●   | +ABS | <b>15-1222</b>   | 48             | 27 | 34 | 58,6 | 89,9   | 49   |    |      |    |      |     | 11  | 2 |  |
|   |    | 10/95- | L   |   |      | +ABS, G.Box:BE3  | <b>17-0140</b> | 48 | 27 |      | 24     | 90   | 81 | 33   | 82 | 62   | 647 | s3  |   |  |
|   |   | 10/95- | L   |   |      | -ABS, G.Box:BE3  | <b>17-0138</b> |    | 27 |      | 24     | 90   | 81 | 33   | 82 | 62   | 647 | s3  |   |  |
|   |   | 10/95- | R   |   |      | +ABS, G.Box:BE3  | <b>17-0141</b> | 48 | 27 |      | 24     | 90   | 81 | 33   | 82 | 350  | 936 | s4  |   |  |
|   |   | 10/95- | R   |   |      | -ABS, G.Box:BE3  | <b>17-0139</b> |    | 27 |      | 24     | 90   | 81 | 33   | 82 | 350  | 936 | s4  |   |  |
| 1.9 D, Van (51 kW) Eng. WJZ(DW8)          |    | 96-    |   | ●   | +ABS | <b>13-0170</b>   |                |    |    | 25   | 86     | 96   |    |      |    |      |     |     |   |  |
|   |    | 96-    |   | ●   | +ABS | <b>15-1222</b>   | 48             | 27 | 34 | 58,6 | 89,9   | 49   |    |      |    |      |     | 11  | 2 |  |
|   |    | 10/95- | L   |   |      | +ABS, G.Box:BE3  | <b>17-0140</b> | 48 | 27 |      | 24     | 90   | 81 | 33   | 82 | 62   | 647 | s3  |   |  |
|   |   | 10/95- | L   |   |      | -ABS, G.Box:BE3  | <b>17-0138</b> |    | 27 |      | 24     | 90   | 81 | 33   | 82 | 62   | 647 | s3  |   |  |
|   |   | 10/95- | R   |   |      | +ABS, G.Box:BE3  | <b>17-0141</b> | 48 | 27 |      | 24     | 90   | 81 | 33   | 82 | 350  | 936 | s4  |   |  |
|   |   | 10/95- | R   |   |      | -ABS, G.Box:BE3  | <b>17-0139</b> |    | 27 |      | 24     | 90   | 81 | 33   | 82 | 350  | 936 | s4  |   |  |
| 1.9 TD (66 kW) Eng. DHX(XUD9TF-BTF)       |    | 95-    |   | ●   | +ABS | <b>13-0172</b>   |                |    |    | 28   | 95     | 85   |    |      |    |      |     |     |   |  |
|   |    | 95-    |   | ●   | +ABS | <b>15-1224</b>   | 48             | 27 | 39 | 59   | 100,45 | 49,5 |    |      |    |      |     | 11  | 2 |  |
|   |  | 95-    | L   |   |      | +ABS, G.Box:ME5K | <b>17-0144</b> | 48 | 27 |      | 37     | 100  | 89 | 38,7 | 82 | 68,5 | 641 | s3  |   |  |
|   |   | 95-    | L   |   |      | -ABS, G.Box:ME5K | <b>17-0142</b> |    | 27 |      | 37     | 100  | 89 | 38,7 | 82 | 68,5 | 642 | s3  |   |  |
|   |   | 95-    | R   |   |      | +ABS, G.Box:ME5K | <b>17-0145</b> | 48 | 27 |      | 37     | 100  | 89 | 38,7 | 82 | 369  | 942 | s4  |   |  |
|   |   | 95-    | R   |   |      | -ABS, G.Box:ME5K | <b>17-0143</b> |    | 27 |      | 37     | 100  | 89 | 38,7 | 82 | 369  | 942 | s4  |   |  |
| 1.9 TD, Flatbed (68 kW) Eng. D8B(XUD9TF)  |  | 96-    |   | ●   | +ABS | <b>13-0172</b>   |                |    |    | 28   | 95     | 85   |    |      |    |      |     |     |   |  |
|   |  | 96-    |   | ●   | +ABS | <b>15-1224</b>   | 48             | 27 | 39 | 59   | 100,45 | 49,5 |    |      |    |      |     | 11  | 2 |  |
|   |  | 96-    | L   |   |      | +ABS, G.Box:ME5K | <b>17-0144</b> | 48 | 27 |      | 37     | 100  | 89 | 38,7 | 82 | 68,5 | 641 | s3  |   |  |
|   |   | 96-    | L   |   |      | -ABS, G.Box:ME5K | <b>17-0142</b> |    | 27 |      | 37     | 100  | 89 | 38,7 | 82 | 68,5 | 642 | s3  |   |  |
|   |   | 96-    | R   |   |      | +ABS, G.Box:ME5K | <b>17-0145</b> | 48 | 27 |      | 37     | 100  | 89 | 38,7 | 82 | 369  | 942 | s4  |   |  |
|   |   | 96-    | R   |   |      | -ABS, G.Box:ME5K | <b>17-0143</b> |    | 27 |      | 37     | 100  | 89 | 38,7 | 82 | 369  | 942 | s4  |   |  |
| 2.0 16v (100 kW) Eng. RFN(EW10J4)         |  | 00-    |   | ●   | +ABS | <b>13-0170</b>   |                |    |    | 25   | 86     | 96   |    |      |    |      |     |     |   |  |
|   |  | 00-    |   | ●   | +ABS | <b>15-1222</b>   | 48             | 27 | 34 | 58,6 | 89,9   | 49   |    |      |    |      |     | 11  | 2 |  |



































|   |   |    | L/R |    |    | NOTE | METELLI ref.      | ABS     | A  | B  | C    | D     | E    | F  | H  | I  | L   | M   | Fig |   |
|---|---|---|-----|---|--|------|-------------------|---------|----|----|------|-------|------|----|----|----|-----|-----|-----|---|
| <b>Jumpy I (U6U) '95-'06</b>                        |   |   |     |   |  |      |                   |         |    |    |      |       |      |    |    |    |     |     |     |   |
| 2.0 16v (102 kW)                                    |    | 00-   |     | •   |  | +ABS | 13-0170           |         |    |    | 25   | 86    | 96   |    |    |    |     |     |     |   |
|   |    | 00-   |     | •   |  | +ABS | 15-1222           | 48      | 27 | 34 | 58,6 | 89,9  | 49   |    |    |    |     | 11  | 2   |   |
| 2.0 HDi, Van (80 kW)<br>Eng. RHW/RHZ(DW10ATED)      |    | 00-   |     | •   |  | +ABS | 13-0375           |         |    |    | 22   | 82    | 126  |    |    |    |     |     |     |   |
|   |    | 00-   |     | •   |  | +ABS | 15-1546           | 48      | 27 | 39 | 58   | 100,3 | 50   |    |    |    |     | 11  | 2   |   |
| 2.0 HDi, Van, Flatbed (69 kW)<br>Eng. RHX(DW10BTED) |    | 99-02   |     | •   |  | +ABS | 13-0375           |         |    |    | 22   | 82    | 126  |    |    |    |     |     |     |   |
|   |    | 99-02   |     | •   |  | +ABS | 15-1546           | 48      | 27 | 39 | 58   | 100,3 | 50   |    |    |    |     | 11  | 2   |   |
| <b>Jumpy II/Dispatch '07-</b>                       |   |    | L/R |    |    | NOTE | METELLI ref.      | ABS     | A  | B  | C    | D     | E    | F  | H  | I  | L   | M   | Fig |   |
| 2.0 HDi (88 kW) Eng. RHK(DW10UTED4)                 |    | 07-   |     | •   |  |      | 13-0419           |         |    |    | 25   | 90    | 107  |    |    |    |     |     |     |   |
|   |    | 07-   |     | •   |  |      | 15-1636           |         | 28 | 39 | 58,4 | 95    | 53,7 |    |    |    |     | 11a | 2   |   |
| 2.0 HDi 16v (100 kW) Eng. RHR(DW10BTED4)            |    | 07-   |     | •   |  |      | 13-0419           |         |    |    | 25   | 90    | 107  |    |    |    |     |     |     |   |
|   |    | 07-   |     | •   |  |      | 15-1636           |         | 28 | 39 | 58,4 | 95    | 53,7 |    |    |    |     | 11a | 2   |   |
| 2.0 HDi 16v (120 kW) Eng. RHH(DW10CTED4)            |    | 10-   |     | •   |  |      | 13-0419           |         |    |    | 25   | 90    | 107  |    |    |    |     |     |     |   |
|   |    | 10-   |     | •   |  |      | 15-1636           |         | 28 | 39 | 58,4 | 95    | 53,7 |    |    |    |     | 11a | 2   |   |
| <b>Nemo (AA) '08-</b>                               |   |    | L/R |    |    | NOTE | METELLI ref.      | ABS     | A  | B  | C    | D     | E    | F  | H  | I  | L   | M   | Fig |   |
| 1.3 HDi (55 kW) Eng. FHZ(F13DTE5)                   |    | 10-   |     | •   |  |      | 13-0287           |         |    |    | 25   | 78    | 130  |    |    |    |     |     |     |   |
|   |    | 10-   |     | •   |  |      | 15-1449           |         | 25 | 24 | 51   | 84    | 46   |    |    |    |     | 4   | 1   |   |
| 1.4 (54 kW) Eng. KfV/KFT(TU3A)                      |    | 08-   | L   | •   |  |      | 13-0420           |         |    |    | 23   | 78    | 90   |    |    |    |     |     |     |   |
|   |   | 08-   | R   | •   |  |      | 13-0428           |         |    |    | 31   | 75    | 115  |    |    |    |     |     |     |   |
|   |   | 08-   | L   | •   |  |      | 15-1637           |         | 22 | 22 | 51   | 79,1  | 39,8 |    |    |    |     |     | 4a  | 1 |
|   |   | 08-   | R   | •   |  |      | 15-1648           |         | 22 | 22 | 51   | 79,1  | 39,8 |    |    |    |     |     | 4a  | 1 |
| 1.4 HDi (50 kW) Eng. 8HS(DV4TD)                     |  | 08-   |     | •   |  |      | 13-0542           |         |    |    | 20   | 68    | 100  |    |    |    |     |     |     |   |
|   |  | 08-   |     | •   |  |      | 15-1740           |         | 25 | 22 | 50,9 | 79    | 46,2 |    |    |    |     | 4   | 1   |   |
| <b>Synergie '94-</b>                                |   |  | L/R |  |  | NOTE | METELLI ref.      | ABS     | A  | B  | C    | D     | E    | F  | H  | I  | L   | M   | Fig |   |
| 1.8i (73 kW) Eng. LFZ(XU7JP)                        |  | 97-12/02  |     | •   |  | +ABS | 13-0170           |         |    |    | 25   | 86    | 96   |    |    |    |     |     |     |   |
|   |  | 97-12/02  |     | •   |  | +ABS | 15-1222           | 48      | 27 | 34 | 58,6 | 89,9  | 49   |    |    |    |     | 11  | 2   |   |
|   |  | 97-12/02  | L   |   |  |      | +ABS, G.Box:BE3/5 | 17-0140 | 48 | 27 |      | 24    | 90   | 81 | 33 | 82 | 62  | 647 | s3  |   |
|   |   | 97-12/02  | L   |   |  |      | -ABS, G.Box:BE3/5 | 17-0138 |    | 27 |      | 24    | 90   | 81 | 33 | 82 | 62  | 647 | s3  |   |
|   |   | 97-12/02  | R   |   |  |      | +ABS, G.Box:BE3/5 | 17-0141 | 48 | 27 |      | 24    | 90   | 81 | 33 | 82 | 350 | 936 | s4  |   |
|   |   | 97-12/02  | R   |   |  |      | -ABS, G.Box:BE3/5 | 17-0139 |    | 27 |      | 24    | 90   | 81 | 33 | 82 | 350 | 936 | s4  |   |



































| <b>1300, SW '72-'83</b>           |  |  | L/R |  |  | NOTE | METELLI ref.   | ABS | A  | B    | C    | D    | E    | F     | H     | I    | L   | M  | Fig |
|-----------------------------------|--|---|-----|---|--|------|----------------|-----|----|------|------|------|------|-------|-------|------|-----|----|-----|
| 1.3 (40 kW) Eng. 810-02-99        |   | -85   | L/R |   |  |      | <b>17-0106</b> |     | 20 |      | 23   | 86,5 | 81,5 | 30    | 107,5 |      | 652 | s8 |     |
| <b>1310, SW '83-</b>              |  |  | L/R |  |  | NOTE | METELLI ref.   | ABS | A  | B    | C    | D    | E    | F     | H     | I    | L   | M  | Fig |
| 1.3 (40 kW) Eng. 810-02-99        |   | -85   | L/R |   |  |      | <b>17-0106</b> |     | 20 |      | 23   | 86,5 | 81,5 | 30    | 107,5 |      | 652 | s8 |     |
|                                   |  | 85-   | L/R |   |  |      | <b>17-0112</b> |     | 20 |      | 23   | 86,5 |      | 30    | 107,5 |      | 635 | s8 |     |
| <b>Duster II '10-</b>             |  |  | L/R |  |  | NOTE | METELLI ref.   | ABS | A  | B    | C    | D    | E    | F     | H     | I    | L   | M  | Fig |
| 1.5 dCi (63 kW) Eng. K9K796       | <br>     | 10-   |     | •   |  |      | <b>13-0494</b> |     |    |      | 26   | 87   | 117  |       |       |      |     |    |     |
|                                   |  | 10-   |     | •   |  |      | <b>15-1727</b> | 25  | 33 | 52,5 | 89,9 | 53,9 |      |       |       |      |     | 11 | 2   |
| 1.5 dCi, 4WD (66 kW) Eng. K9K892  | <br>     | 10-   |     | •   |  |      | <b>13-0494</b> |     |    |      | 26   | 87   | 117  |       |       |      |     |    |     |
|                                   |  | 10-   |     | •   |  |      | <b>15-1727</b> | 25  | 33 | 52,5 | 89,9 | 53,9 |      |       |       |      |     | 11 | 2   |
| 1.6, 4WD (77 kW) Eng. K4M606/ 690 | <br>     | 10-   |     | •   |  |      | <b>13-0494</b> |     |    |      | 26   | 87   | 117  |       |       |      |     |    |     |
|                                   |  | 10-   |     | •   |  |      | <b>15-1727</b> | 25  | 33 | 52,5 | 89,9 | 53,9 |      |       |       |      |     | 11 | 2   |
| <b>Logan, MCV '04-</b>            |  |  | L/R |  |  | NOTE | METELLI ref.   | ABS | A  | B    | C    | D    | E    | F     | H     | I    | L   | M  | Fig |
| 1.4 (55 kW) Eng. K7J710           |   | 04-1/07   | L   |   | M/T  |      | <b>17-0637</b> |     | 21 | 23   |      | 86   |      | 30    | 83,8  |      | 682 | s7 |     |
|                                   |  | 04-1/07   | R   |   | M/T  |      | <b>17-0638</b> |     | 21 | 23   |      | 86   | 80   |       | 83,8  | 40,7 | 761 | s8 |     |
|                                   |  | 2/07-   | L   |   | M/T  |      | <b>17-0904</b> |     | 23 | 26   |      | 84   | 79   |       | 86    | 64   | 658 | s3 |     |
|                                   |  | 2/07-   | R   |   | M/T  |      | <b>17-0908</b> |     | 23 | 26   |      | 80   | 79   |       | 79    | 326  | 896 | s4 |     |
| 1.5 dCi (48 kW) Eng. K9K790       | <br>     | 05-   |     | •   |  |      | <b>13-0346</b> |     |    |      | 20   | 68   | 100  |       |       |      |     |    |     |
|                                   |  | 05-   |     | •   |  |      | <b>15-1501</b> | 23  | 30 | 49   | 83,6 | 50   |      |       |       |      |     | 11 | 2   |
|                                   |   | 05-   | L   |   | M/T  |      | <b>17-0792</b> |     | 23 |      |      | 83,7 |      | 29,94 | 86,2  |      | 682 | s7 |     |
|                                   |  | 05-   | R   |   | M/T  |      | <b>17-0793</b> |     | 23 | 23   |      | 83,7 | 78,7 |       | 86,2  | 40,2 | 766 | s8 |     |
| 1.5 dCi (50 kW) Eng. K9K792       | <br> | 06-   |     | •   |  |      | <b>13-0346</b> |     |    |      | 20   | 68   | 100  |       |       |      |     |    |     |
|                                   |  | 06-   |     | •   |  |      | <b>15-1501</b> | 23  | 30 | 49   | 83,6 | 50   |      |       |       |      |     | 11 | 2   |
|                                   |   | 06-1/07   | L   |   | M/T  |      | <b>17-0792</b> |     | 23 |      |      | 83,7 |      | 29,94 | 86,2  |      | 682 | s7 |     |
|                                   |  | 06-1/07   | R   |   | M/T  |      | <b>17-0793</b> |     | 23 | 23   |      | 83,7 | 78,7 |       | 86,2  | 40,2 | 766 | s8 |     |
|                                   |  | 2/07-   | L   |   | M/T  |      | <b>17-0904</b> |     | 23 | 26   |      | 84   | 79   |       | 86    | 64   | 658 | s3 |     |
|                                   |  | 2/07-   | R   |   | M/T  |      | <b>17-0908</b> |     | 23 | 26   |      | 80   | 79   |       | 79    | 326  | 896 | s4 |     |
| 1.5 dCi (63 kW) Eng. K9K796       |   | 07-   | L   |   | M/T  |      | <b>17-0904</b> |     | 23 | 26   |      | 84   | 79   |       | 86    | 64   | 658 | s3 |     |
|                                   |  | 07-   | R   |   | M/T  |      | <b>17-0908</b> |     | 23 | 26   |      | 80   | 79   |       | 79    | 326  | 896 | s4 |     |
| 1.6 (62 kW) Eng. K7M800           |   | 08-   | L   |   |  |      | <b>17-0792</b> |     | 23 |      |      | 83,7 |      | 29,94 | 86,2  |      | 682 | s7 |     |


































































| Logan Van, Pick-up '09- |  | L/R |  |  | NOTE | METELLI ref. | ABS | A  | B  | C  | D    | E   | F | H | I | L | M  | Fig |  |
|-------------------------|---|-----|---|---|------|--------------|-----|----|----|----|------|-----|---|---|---|---|----|-----|--|
| 1.6 (64 kW) Eng. K7M710 |  | 09- |   | •   |      | 13-0346      |     |    |    | 20 | 68   | 100 |   |   |   |   |    |     |  |
|                         |  | 09- |   | •   |      | 15-1501      |     | 23 | 30 | 49 | 83,6 | 50  |   |   |   |   | 11 | 2   |  |

## DAEWOO














| Cielo '95-                 |    | L/R       |  |  | NOTE                 | METELLI ref. | ABS | A  | B  | C    | D     | E    | F | H | I | L | M  | Fig |   |
|----------------------------|---|-----------|---|---|----------------------|--------------|-----|----|----|------|-------|------|---|---|---|---|----|-----|---|
| 1.5 (55 kW) Eng. G15MF     |    | 9/95-     |   | •   |                      | 13-0176      |     |    |    | 23   | 78    | 110  |   |   |   |   |    |     |   |
|                            |    | 9/95-     |   | •   |                      | 14-0008      |     |    |    | 19   | 55    | 98   |   |   |   |   |    |     |   |
|                            |    | 9/95-     |   | •   |                      | 15-1234      |     | 22 | 29 | 52   | 84    | 58   |   |   |   |   | 11 | 3   |   |
|                            |    | 9/95-     |   | •   |                      | 16-1029      |     | 34 | 22 | 34,9 | 84    |      |   |   |   |   |    |     |   |
| 1.5 (66 kW) Eng. A15MF     |    | 95-       |   | •   |                      | 13-0176      |     |    |    | 23   | 78    | 110  |   |   |   |   |    |     |   |
|                            |    | 95-       |   | •   |                      | 14-0008      |     |    |    | 19   | 55    | 98   |   |   |   |   |    |     |   |
|                            |    | 95-       |   | •   |                      | 15-1234      |     | 22 | 29 | 52   | 84    | 58   |   |   |   |   | 11 | 3   |   |
|                            |    | 95-       |   | •   |                      | 16-1029      |     | 34 | 22 | 34,9 | 84    |      |   |   |   |   |    |     |   |
| Espero (KLEJ) '91-'99      |    | L/R       |  |  | NOTE                 | METELLI ref. | ABS | A  | B  | C    | D     | E    | F | H | I | L | M  | Fig |   |
| 1.5 (55 kW) Eng. G15MF     |    | 97-       |   | •   |                      | 14-0008      |     |    |    | 19   | 55    | 98   |   |   |   |   |    |     |   |
|                            |    | 97-       |   | •   |                      | 16-1029      |     | 34 | 22 | 34,9 | 84    |      |   |   |   |   |    |     |   |
| 1.5 16v (66 kW) Eng. A15MF |    | 93-       |   | •   |                      | 13-0226      |     |    |    | 23   | 78    | 110  |   |   |   |   |    |     |   |
|                            |    | 95-99     |   | •   | +ABS                 | 13-0177      |     |    |    | 25   | 78    | 130  |   |   |   |   |    |     |   |
|                            |   | 95-99     |   | •   | -ABS                 | 13-0226      |     |    |    | 23   | 78    | 110  |   |   |   |   |    |     |   |
|                            |  | 93-       |   | •   |                      | 15-1311      |     | 33 | 29 | 52   | 84    | 60   |   |   |   |   |    | 3   | 3 |
|                            |  | 95-99     |   | •   | +ABS                 | 15-1279      | 47  | 33 | 29 | 52   | 85,75 | 59,5 |   |   |   |   |    | 5   | 3 |
|                            |  | 95-99     |   | •   | -ABS                 | 15-1311      |     | 33 | 29 | 52   | 84    | 60   |   |   |   |   |    | 3   | 3 |
| 1.8 (66-70 kW) Eng. C18LE  |  | 2/95-     |   | •   | M/T                  | 13-0226      |     |    |    | 23   | 78    | 110  |   |   |   |   |    |     |   |
|                            |  | 2/95-3/95 |   | •   | +ABS, M/T, Incl. JL9 | 13-0177      |     |    |    | 25   | 78    | 130  |   |   |   |   |    |     |   |
|                            |  | 2/95-3/95 |   | •   | M/T, Exc. JL9        | 15-1311      |     | 33 | 29 | 52   | 84    | 60   |   |   |   |   |    | 3   | 3 |
|                            |  | 2/95-3/95 |   | •   | +ABS, M/T, Incl. JL9 | 15-1279      | 47  | 33 | 29 | 52   | 85,75 | 59,5 |   |   |   |   |    | 5   | 3 |
|                            |  | 3/95-     |   | •   | A/T                  | 15-1311      |     | 33 | 29 | 52   | 84    | 60   |   |   |   |   |    | 3   | 3 |
| 2.0 (77 kW) Eng. C20LE     |  | 2/95-     |   | •   | M/T                  | 13-0226      |     |    |    | 23   | 78    | 110  |   |   |   |   |    |     |   |
|                            |  | 2/95-3/95 |   | •   | +ABS, M/T, Incl. JL9 | 13-0177      |     |    |    | 25   | 78    | 130  |   |   |   |   |    |     |   |
|                            |  | 2/95-3/95 |   | •   | M/T, Exc. JL9        | 15-1311      |     | 33 | 29 | 52   | 84    | 60   |   |   |   |   |    | 3   | 3 |
|                            |  | 2/95-3/95 |   | •   | +ABS, M/T, Incl. JL9 | 15-1279      | 47  | 33 | 29 | 52   | 85,75 | 59,5 |   |   |   |   |    | 5   | 3 |
|                            |  | 3/95-     |   | •   | A/T                  | 15-1311      |     | 33 | 29 | 52   | 84    | 60   |   |   |   |   |    | 3   | 3 |

| <b>Espero (KLEJ) '91-'99</b> |   |  | L/R |  |  | NOTE | METELLI ref. | ABS | A  | B  | C    | D    | E    | F | H | I | L | M | Fig |
|------------------------------|---|---|-----|---|--|------|--------------|-----|----|----|------|------|------|---|---|---|---|---|-----|
| 2.0 (81 kW) Eng. C20SED      |    | 93-   |     | •   |  |      | 13-0226      |     |    |    | 23   | 78   | 110  |   |   |   |   |   |     |
|                              |    | 93-   |     | •   |  |      | 15-1311      |     | 33 | 29 | 52   | 84   | 60   |   |   |   |   | 3 | 3   |
| <b>Kalos (KLAS) '02-</b>     |   |  | L/R |  |  | NOTE | METELLI ref. | ABS | A  | B  | C    | D    | E    | F | H | I | L | M | Fig |
| 1.2 (53 kW) Eng. B12S1       |    | 03-   |     | •   | +ABS   |      | 13-0365      |     |    |    | 17   | 68   | 100  |   |   |   |   |   |     |
|                              |    | 03-   |     | •   | +ABS   |      | 15-1527      | 47  | 22 | 19 | 51,9 | 73,5 | 57,5 |   |   |   |   | 4 | 1   |
| 1.4 16v (61 kW) Eng. F14S3   |    | 02-   |     | •   | +ABS   |      | 13-0366      |     |    |    | 22   | 72   | 97   |   |   |   |   |   |     |
|                              |    | 02-   |     | •   | +ABS   |      | 15-1530      | 47  | 22 | 22 | 51,8 | 81,1 | 59   |   |   |   |   | 4 | 1   |
| 1.4 16v (69 kW) Eng. F14D3   |    | 03-   |     | •   | +ABS   |      | 13-0366      |     |    |    | 22   | 72   | 97   |   |   |   |   |   |     |
|                              |    | 03-   |     | •   | +ABS   |      | 15-1530      | 47  | 22 | 22 | 51,8 | 81,1 | 59   |   |   |   |   | 4 | 1   |
| <b>Lacetti (KLAN) '04-</b>   |   |  | L/R |  |  | NOTE | METELLI ref. | ABS | A  | B  | C    | D    | E    | F | H | I | L | M | Fig |
| 1.4 16v (69 kW) Eng. F14D3   |    | 04-   |     | •   | +ABS   |      | 13-0434      |     |    |    | 22   | 76   | 113  |   |   |   |   |   |     |
|                              |    | 04-   |     | •   | +ABS   |      | 15-1656      | 47  | 33 | 22 | 51,9 | 81   | 60,5 |   |   |   |   | 3 | 3   |
| 1.6 (80 kW) Eng. F16D        |    | 04-   |     | •   | +ABS   |      | 13-0434      |     |    |    | 22   | 76   | 113  |   |   |   |   |   |     |
|                              |    | 04-   |     | •   | +ABS   |      | 15-1656      | 47  | 33 | 22 | 51,9 | 81   | 60,5 |   |   |   |   | 3 | 3   |
| 1.8 (90 kW) Eng. T18SED      |    | 04-   |     | •   | +ABS   |      | 13-0434      |     |    |    | 22   | 76   | 113  |   |   |   |   |   |     |
|                              |    | 04-   |     | •   | +ABS   |      | 15-1656      | 47  | 33 | 22 | 51,9 | 81   | 60,5 |   |   |   |   | 3 | 3   |
| <b>Lanos (KLAT) '97-</b>     |   |  | L/R |  |  | NOTE | METELLI ref. | ABS | A  | B  | C    | D    | E    | F | H | I | L | M | Fig |
| 1.4 (55 kW) Eng. A13SMS      |  | 00-03   |     | •   | +ABS   |      | 13-0276      |     |    |    | 25   | 78   | 130  |   |   |   |   |   |     |
|                              |   | 00-03   |     | •   | -ABS   |      | 13-0277      |     |    |    | 25   | 78   | 130  |   |   |   |   |   |     |
|                              |  | 97-   |     | •   |  |      | 14-0008      |     |    |    | 19   | 55   | 98   |   |   |   |   |   |     |
|                              |  | 00-03   |     | •   | +ABS   |      | 15-1401      | 47  | 22 | 29 | 52   | 85,7 | 58,5 |   |   |   |   | 4 | 3   |
|                              |   | 00-03   |     | •   | -ABS   |      | 15-1402      |     | 22 | 29 | 52   | 86   | 58,5 |   |   |   |   | 4 | 3   |
|                              |  | 97-   |     | •   |  |      | 16-1029      |     | 34 | 22 | 34,9 | 84   |      |   |   |   |   |   |     |
| 1.5 (63 kW) Eng. A15SMS      |  | 97-98   |     | •   | +ABS   |      | 13-0276      |     |    |    | 25   | 78   | 130  |   |   |   |   |   |     |
|                              |   | 97-98   |     | •   | -ABS   |      | 13-0277      |     |    |    | 25   | 78   | 130  |   |   |   |   |   |     |
|                              |  | 97-   |     | •   |  |      | 14-0008      |     |    |    | 19   | 55   | 98   |   |   |   |   |   |     |
|                              |  | 97-98   |     | •   | +ABS   |      | 15-1401      | 47  | 22 | 29 | 52   | 85,7 | 58,5 |   |   |   |   | 4 | 3   |
|                              |   | 97-98   |     | •   | -ABS   |      | 15-1402      |     | 22 | 29 | 52   | 86   | 58,5 |   |   |   |   | 4 | 3   |
|                              |  | 97-   |     | •   |  |      | 16-1029      |     | 34 | 22 | 34,9 | 84   |      |   |   |   |   |   |     |







| <b>Lanos (KLAT) '97-</b>      |   |  | L/R |  |  | NOTE      | METELLI ref.     | ABS     | A  | B  | C    | D    | E    | F  | H    | I  | L  | M   | Fig |   |
|-------------------------------|---|---|-----|---|--|-----------|------------------|---------|----|----|------|------|------|----|------|----|----|-----|-----|---|
| 1.6 16v (78 kW) Eng. A16DMS   |    | 97-   |     | •   |  | +ABS      | 13-0018          |         |    |    | 23   | 78   | 110  |    |      |    |    |     |     |   |
|                               |   | 97-   |     | •   |  | -ABS      | 13-0226          |         |    |    | 23   | 78   | 110  |    |      |    |    |     |     |   |
|                               |    | 97-   |     |   | •  |           | 14-0008          |         |    |    | 19   | 55   | 98   |    |      |    |    |     |     |   |
|                               |    | 97-   |     | •   |  | +ABS      | 15-1395          | 47      | 33 | 29 | 52   | 84   | 60,5 |    |      |    |    | 3   | 3   |   |
|                               |   | 97-   |     | •   |  | -ABS      | 15-1311          |         | 33 | 29 | 52   | 84   | 60   |    |      |    |    |     | 3   | 3 |
|                               |    | 97-   |     |   | •  |           | 16-1029          |         | 34 | 22 | 34,9 | 84   |      |    |      |    |    |     |     |   |
| <b>Le Mans '90-</b>           |   |  | L/R |  |  | NOTE      | METELLI ref.     | ABS     | A  | B  | C    | D    | E    | F  | H    | I  | L  | M   | Fig |   |
| 1.6 (55 kW)                   |    | 90-   |     | •   |  |           | 13-0176          |         |    |    | 23   | 78   | 110  |    |      |    |    |     |     |   |
|                               |    | 90-   |     | •   |  |           | 15-1234          |         | 22 | 29 | 52   | 84   | 58   |    |      |    |    | 11  | 3   |   |
| 2.0                           |    | 1/89-   |     | •   |  |           | 13-0176          |         |    |    | 23   | 78   | 110  |    |      |    |    |     |     |   |
|                               |    | 1/89-   |     | •   |  |           | 15-1234          |         | 22 | 29 | 52   | 84   | 58   |    |      |    |    | 11  | 3   |   |
| <b>Leganza (KLAV) '97-'02</b> |   |  | L/R |  |  | NOTE      | METELLI ref.     | ABS     | A  | B  | C    | D    | E    | F  | H    | I  | L  | M   | Fig |   |
| 2.0 16v (93 kW) Eng. T20SED   |    | 00-   |     | •   |  | +ABS, M/T | 13-0018          |         |    |    | 23   | 78   | 110  |    |      |    |    |     |     |   |
|                               |    | 00-   |     | •   |  | +ABS, M/T | 15-1395          | 47      | 33 | 29 | 52   | 84   | 60,5 |    |      |    |    | 3   | 3   |   |
| 2.0 16v (98 kW) Eng. X20SED   |    | 6/97-   |     | •   |  | +ABS, M/T | 13-0018          |         |    |    | 23   | 78   | 110  |    |      |    |    |     |     |   |
|                               |    | 6/97-   |     | •   |  | +ABS, M/T | 15-1395          | 47      | 33 | 29 | 52   | 84   | 60,5 |    |      |    |    | 3   | 3   |   |
| <b>Matiz (KLYA) '98-</b>      |   |  | L/R |  |  | NOTE      | METELLI ref.     | ABS     | A  | B  | C    | D    | E    | F  | H    | I  | L  | M   | Fig |   |
| 0.8 (38 kW) Eng. F8CV         |   | 9/98-   |     | •   |  | +ABS      | 13-0097          |         |    |    | 20   | 68   | 100  |    |      |    |    |     |     |   |
|                               |  | 9/98-   |     | •   |  | +ABS      | 15-1280          | 40      | 23 | 19 | 46   | 71,5 | 67   |    |      |    |    | 3   | 3   |   |
|                               |  | 9/98-   | R   |   |  |           | M/T, Ch 577031-  | 17-0953 |    | 23 |      | 22   | 72   | -  | -    | 92 | 54 | 780 |     |   |
|                               |   | 98-   | L   |   |  |           | +ABS             | 17-0530 | 40 | 23 |      | 22   | 68,5 | 71 | 27,8 | 92 | 54 | 613 | s9  |   |
|                               |   | 98-   | L   |   |  |           | -ABS             | 17-0528 |    | 23 |      | 22   | 68,5 | 71 | 27,8 | 92 | 54 | 613 | s9  |   |
|                               |   | 98-   | R   |   |  |           | +ABS, Ch -577030 | 17-0531 | 40 | 23 |      | 22   | 68,5 | 71 | 27,8 | 92 | 54 | 783 | s5  |   |
|                               |   | 98-   | R   |   |  |           | +ABS, Ch 577031- | 17-0812 | 40 | 23 | 22   |      | 72   |    |      | 92 | 54 | 780 | s3  |   |
|                               |   | 98-   | R   |   |  |           | -ABS, Ch -577030 | 17-0529 |    | 23 |      | 22   | 68,5 | 71 | 27,8 | 92 | 54 | 783 | s9  |   |
| 1.0 (47 kW) Eng. B10S1        |  | 03-   |     | •   |  | +ABS      | 13-0097          |         |    |    | 20   | 68   | 100  |    |      |    |    |     |     |   |
|                               |  | 03-   |     | •   |  | +ABS      | 15-1280          | 40      | 23 | 19 | 46   | 71,5 | 67   |    |      |    |    | 3   | 3   |   |
|                               |  | 03-   | L   |   |  |           | +ABS, M/T        | 17-0813 | 40 | 23 | 22   |      | 72   |    |      | 92 | 50 | 554 | s3  |   |
|                               |   | 03-   | R   |   |  |           | +ABS, M/T        | 17-0814 | 40 | 23 | 22   |      | 72   |    |      | 92 | 50 | 833 | s3  |   |

| <b>Nexia (KLETN) '95-</b>     |   |    | L/R |    |    | NOTE                 | METELLI ref. | ABS | A  | B  | C    | D     | E    | F | H | I | L | M  | Fig |
|-------------------------------|---|---|-----|---|--|----------------------|--------------|-----|----|----|------|-------|------|---|---|---|---|----|-----|
| 1.5 (55 kW) Eng. G15MF        |    | 96-   |     | •   |  |                      | 13-0176      |     |    |    | 23   | 78    | 110  |   |   |   |   |    |     |
|                               |    | 96-   |     |   | •  |                      | 14-0008      |     |    |    | 19   | 55    | 98   |   |   |   |   |    |     |
|                               |    | 96-   |     | •   |  |                      | 15-1234      |     | 22 | 29 | 52   | 84    | 58   |   |   |   |   | 11 | 3   |
|                               |    | 96-   |     |   | •  |                      | 16-1029      |     | 34 | 22 | 34,9 | 84    |      |   |   |   |   |    |     |
| 1.8 (74 kW) Eng. C18LE        |    | 95-   |     | •   |  | +ABS                 | 13-0177      |     |    |    | 25   | 78    | 130  |   |   |   |   |    |     |
|                               |    | 95-   |     | •   |  | +ABS                 | 15-1279      | 47  | 33 | 29 | 52   | 85,75 | 59,5 |   |   |   |   | 5  | 3   |
| <b>Nubira (KLAJ), SW '97-</b> |   |    | L/R |    |    | NOTE                 | METELLI ref. | ABS | A  | B  | C    | D     | E    | F | H | I | L | M  | Fig |
| 1.6 16v (78 kW) Eng. 616L     |    | 2/97-   |     | •   |  | -ABS                 | 13-0226      |     |    |    | 23   | 78    | 110  |   |   |   |   |    |     |
|                               |    | 2/97-   |     | •   |  | -ABS                 | 15-1311      |     | 33 | 29 | 52   | 84    | 60   |   |   |   |   | 3  | 3   |
| 1.6 16v (80 kW) Eng. F16D3    |    | 03-   |     | •   |  | +ABS                 | 13-0434      |     |    |    | 22   | 76    | 113  |   |   |   |   |    |     |
|                               |    | 03-   |     | •   |  | +ABS                 | 15-1656      | 47  | 33 | 22 | 51,9 | 81    | 60,5 |   |   |   |   | 3  | 3   |
| 1.8 (90 kW) Eng. C18SED       |    | 03-   |     | •   |  | +ABS                 | 13-0434      |     |    |    | 22   | 76    | 113  |   |   |   |   |    |     |
|                               |    | 03-   |     | •   |  | +ABS                 | 15-1656      | 47  | 33 | 22 | 51,9 | 81    | 60,5 |   |   |   |   | 3  | 3   |
| 2.0 (81 kW) Eng. C20SED       |    | 99-03   |     | •   |  | +ABS, M/T            | 13-0018      |     |    |    | 23   | 78    | 110  |   |   |   |   |    |     |
|                               |    | 99-03   |     | •   |  | +ABS, M/T            | 15-1395      | 47  | 33 | 29 | 52   | 84    | 60,5 |   |   |   |   | 3  | 3   |
| 2.0 16v (93 kW) Eng. T20SED   |    | 00-   |     | •   |  |                      | 13-0226      |     |    |    | 23   | 78    | 110  |   |   |   |   |    |     |
|                               |   | 00-   |     | •   |  |                      | 15-1311      |     | 33 | 29 | 52   | 84    | 60   |   |   |   |   | 3  | 3   |
| 2.0 16v (98 kW) Eng. X20SED   |  | 7/97-   |     | •   |  |                      | 13-0226      |     |    |    | 23   | 78    | 110  |   |   |   |   |    |     |
|                               |  | 7/97-   |     | •   |  |                      | 15-1311      |     | 33 | 29 | 52   | 84    | 60   |   |   |   |   | 3  | 3   |
| <b>Racer '89-'95</b>          |   |  | L/R |  |  | NOTE                 | METELLI ref. | ABS | A  | B  | C    | D     | E    | F | H | I | L | M  | Fig |
| 1.6 (55 kW) Eng. OHC          |  | 1/89-12/93  |     | •   |  |                      | 13-0176      |     |    |    | 23   | 78    | 110  |   |   |   |   |    |     |
|                               |  | 1/89-12/93  |     |   | •  |                      | 14-0008      |     |    |    | 19   | 55    | 98   |   |   |   |   |    |     |
|                               |  | 1/89-12/93  |     | •   |  |                      | 15-1234      |     | 22 | 29 | 52   | 84    | 58   |   |   |   |   | 11 | 3   |
|                               |  | 1/89-12/93  |     |   | •  |                      | 16-1029      |     | 34 | 22 | 34,9 | 84    |      |   |   |   |   |    |     |
| 1.8 (66-70 kW) Eng. C18LE     |  | 5/92-3/95   |     | •   |  | +ABS, M/T, Incl. JL9 | 13-0177      |     |    |    | 25   | 78    | 130  |   |   |   |   |    |     |
|                               |   | 5/92-7/95   |     | •   |  | M/T                  | 13-0226      |     |    |    | 23   | 78    | 110  |   |   |   |   |    |     |
|                               |  | 3/95-7/95   |     | •   |  | A/T                  | 15-1311      |     | 33 | 29 | 52   | 84    | 60   |   |   |   |   | 3  | 3   |
|                               |   | 5/92-3/95   |     | •   |  | M/T, Exc. JL9        | 15-1311      |     | 33 | 29 | 52   | 84    | 60   |   |   |   |   | 3  | 3   |
|                               |   | 5/92-3/95   |     | •   |  | +ABS, M/T, Incl. JL9 | 15-1279      | 47  | 33 | 29 | 52   | 85,75 | 59,5 |   |   |   |   | 5  | 3   |






































| Racer '89-'95          |   |  | L/R |  |  | NOTE                 | METELLI ref.         | ABS     | A  | B  | C  | D    | E     | F    | H | I | L | M  | Fig |   |  |
|------------------------|---|---|-----|---|---|----------------------|----------------------|---------|----|----|----|------|-------|------|---|---|---|----|-----|---|--|
| 2.0 (71 kW) Eng. C20LE |  | 1/89-12/93  |     |   | •   |                      | 13-0176              |         |    |    | 23 | 78   | 110   |      |   |   |   |    |     |   |  |
|                        |  | 1/89-12/93  |     |   | •   |                      | 15-1234              |         | 22 | 29 | 52 | 84   | 58    |      |   |   |   | 11 | 3   |   |  |
| 2.0 D (77 kW)          |  | 5/92-3/95   |     |   | •   | +ABS, M/T, Incl. JL9 | 13-0177              |         |    |    | 25 | 78   | 130   |      |   |   |   |    |     |   |  |
|                        |   | 5/92-7/95   |     |   | •   | M/T                  | 13-0226              |         |    |    | 23 | 78   | 110   |      |   |   |   |    |     |   |  |
|                        |  | 3/95-7/95   |     |   |   | •                    | A/T                  | 15-1311 |    | 33 | 29 | 52   | 84    | 60   |   |   |   |    | 3   | 3 |  |
|                        |   | 5/92-3/95   |     |   |   | •                    | M/T, Exc. JL9        | 15-1311 |    | 33 | 29 | 52   | 84    | 60   |   |   |   |    | 3   | 3 |  |
|                        |   | 5/92-3/95   |     |   |   | •                    | +ABS, M/T, Incl. JL9 | 15-1279 | 47 | 33 | 29 | 52   | 85,75 | 59,5 |   |   |   |    | 5   | 3 |  |
| Tico (KLY3) '95-       |   |  | L/R |  |  | NOTE                 | METELLI ref.         | ABS     | A  | B  | C  | D    | E     | F    | H | I | L | M  | Fig |   |  |
| 0.8 (35 kW) Eng. F8C   |  | 2/95-   |     |   | •   |                      | 13-0098              |         |    |    | 18 | 63   | 82    |      |   |   |   |    |     |   |  |
|                        |  | 2/95-   |     |   | •   |                      | 15-1115              |         | 23 | 19 | 44 | 71,5 | 66    |      |   |   |   | 3  | 3   |   |  |
| 0.8 (38 kW) Eng. F6CV  |  | 96-00   |     |   | •   |                      | 13-0098              |         |    |    | 18 | 63   | 82    |      |   |   |   |    |     |   |  |
|                        |   | 96-00   |     |   | •   |                      | 15-1115              |         | 23 | 19 | 44 | 71,5 | 66    |      |   |   |   | 3  | 3   |   |  |




























### DAEWOO LCV

| Matiz Van '98-          |  |  | L/R   |  |  | NOTE | METELLI ref. | ABS     | A  | B  | C  | D  | E    | F  | H    | I  | L  | M   | Fig |   |  |
|-------------------------|--|---|-------|---|---|------|--------------|---------|----|----|----|----|------|----|------|----|----|-----|-----|---|--|
| 0.8 i (38 kW) Eng. F8CV |   | 9/98-   |       |   | •   | +ABS | 13-0097      |         |    |    | 20 | 68 | 100  |    |      |    |    |     |     |   |  |
|                         |  |  | 9/98- |   |   | •    | +ABS         | 15-1280 | 40 | 23 | 19 | 46 | 71,5 | 67 |      |    |    |     | 3   | 3 |  |
|                         |  | 98-   | L     |   |   | •    | +ABS         | 17-0530 | 40 | 23 |    | 22 | 68,5 | 71 | 27,8 | 92 | 54 | 613 | s9  |   |  |
|                         |  | 98-   | L     |   |   | •    | -ABS         | 17-0528 |    | 23 |    | 22 | 68,5 | 71 | 27,8 | 92 | 54 | 613 | s9  |   |  |
|                         |  | 98-   | R     |   |   | •    | +ABS         | 17-0531 | 40 | 23 |    | 22 | 68,5 | 71 | 27,8 | 92 | 54 | 783 | s5  |   |  |
|                         |  | 98-   | R     |   |   | •    | -ABS         | 17-0529 |    | 23 |    | 22 | 68,5 | 71 | 27,8 | 92 | 54 | 783 | s9  |   |  |











### DAIHATSU


































| Applause I '89-'97                  |   |  | L/R |  |  | NOTE         | METELLI ref. | ABS | A  | B  | C  | D  | E  | F | H | I | L | M | Fig |  |
|-------------------------------------|---|---|-----|---|---|--------------|--------------|-----|----|----|----|----|----|---|---|---|---|---|-----|--|
| 1.6 16v (A101) (66 kW) Eng. HD      |  | 1/89-7/97   |     |   | •   | M/T+A/T      | 13-0136      |     |    |    | 21 | 73 | 91 |   |   |   |   |   |     |  |
|                                     |  | 1/89-7/97   |     |   | •   | M/T+A/T      | 15-1159      |     | 24 | 22 | 54 | 79 | 56 |   |   |   |   | 2 | 1   |  |
| 1.6 16v (A101,111) (77 kW) Eng. HDE |  | 1/89-7/97   |     |   | •   | M/T+A/T      | 13-0136      |     |    |    | 21 | 73 | 91 |   |   |   |   |   |     |  |
|                                     |   | 1/89-7/97   |     |   | •   | M/T+A/T      | 15-1159      |     | 24 | 22 | 54 | 79 | 56 |   |   |   |   | 2 | 1   |  |
| 1.6 4WD (77 kW) Eng. HDE            |  | 1/89-7/97   |     |   | •   | FWD, M/T+A/T | 13-0136      |     |    |    | 21 | 73 | 91 |   |   |   |   |   |     |  |
|                                     |   | 1/89-7/97   |     |   | •   | FWD, M/T+A/T | 15-1159      |     | 24 | 22 | 54 | 79 | 56 |   |   |   |   | 2 | 1   |  |









































| <b>Charade II (G11, G30) '83-'87</b>          |   |  | L/R |  |  | NOTE                | METELLI ref. | ABS | A  | B  | C  | D  | E    | F | H | I | L | M | Fig |   |
|---|---|---|-----|---|--|---------------------|--------------|-----|----|----|----|----|------|---|---|---|---|---|-----|---|
| 1.0 (G11) (38 kW) Eng. CB22                   |    | 10/83-3/87  |     | ●   |  | M/T+A/T, Eng. CB 20 | 13-0137      |     |    |    | 18 | 63 | 82   |   |   |   |   |   |     |   |
|   |    | 10/83-3/87  |     | ●   |  | M/T+A/T, Eng. CB 20 | 15-1160      |     | 24 | 19 | 40 | 71 | 89   |   |   |   |   |   | 14b | 1 |
| 1.0 D (G30) (27 kW) Eng. CL10                 |    | 10/83-3/87  |     | ●   |  | M/T+A/T             | 13-0137      |     |    |    | 18 | 63 | 82   |   |   |   |   |   |     |   |
|   |    | 10/83-3/87  |     | ●   |  | M/T+A/T             | 15-1160      |     | 24 | 19 | 40 | 71 | 89   |   |   |   |   |   | 14b | 1 |
| 1.0 T. (G11) (50 kW) Eng. CB60                |    | 10/83-3/87  |     | ●   |  | M/T+A/T             | 13-0137      |     |    |    | 18 | 63 | 82   |   |   |   |   |   |     |   |
|   |    | 10/83-3/87  |     | ●   |  | M/T+A/T             | 15-1160      |     | 24 | 19 | 40 | 71 | 89   |   |   |   |   |   | 14b | 1 |
| 1.0 TD (G30) (34 kW) Eng. CL60                |    | 2/85-3/87   |     | ●   |  | M/T+A/T, Australia  | 13-0137      |     |    |    | 18 | 63 | 82   |   |   |   |   |   |     |   |
|   |    | 2/85-3/87   |     | ●   |  | M/T+A/T, Australia  | 15-1160      |     | 24 | 19 | 40 | 71 | 89   |   |   |   |   |   | 14b | 1 |
| <b>Charade III (G100, G101, G102) '87-'93</b> |   |  | L/R |  |  | NOTE                | METELLI ref. | ABS | A  | B  | C  | D  | E    | F | H | I | L | M | Fig |   |
| 1.0 (G100) (38 kW) Eng. CB23                  |    | 3/87-3/89   |     | ●   |  | M/T+A/T             | 13-0084      |     |    |    | 19 | 66 | 94   |   |   |   |   |   |     |   |
|   |   | 4/89-1/90   |     | ●   |  | M/T+A/T             | 13-0215      |     |    |    | 18 | 63 | 82   |   |   |   |   |   |     |   |
|   |    | 3/87-3/89   |     | ●   |  | M/T+A/T             | 15-1097      |     | 24 | 19 | 46 | 71 | 52,5 |   |   |   |   |   | 5   | 1 |
|   |   | 4/89-1/90   |     | ●   |  | M/T+A/T             | 15-1295      |     | 24 | 19 | 54 | 71 | 57   |   |   |   |   |   | 2   | 1 |
| 1.0 D (G101) (27 kW) Eng. CL11                |    | 3/87-3/89   |     | ●   |  | M/T+A/T             | 13-0084      |     |    |    | 19 | 66 | 94   |   |   |   |   |   |     |   |
|   |    | 3/87-3/89   |     | ●   |  | M/T+A/T             | 15-1097      |     | 24 | 19 | 46 | 71 | 52,5 |   |   |   |   |   | 5   | 1 |
| 1.0 GTi (G100) (74 kW) Eng. CB80              |    | 3/87-12/92  |     | ●   |  |                     | 13-0084      |     |    |    | 19 | 66 | 94   |   |   |   |   |   |     |   |
|   |    | 3/87-12/92  |     | ●   |  |                     | 15-1097      |     | 24 | 19 | 46 | 71 | 52,5 |   |   |   |   |   | 5   | 1 |
| 1.0 T. (G100) (50 kW) Eng. CB61               |    | 3/87-10/90  |     | ●   |  | M/T+A/T             | 13-0084      |     |    |    | 19 | 66 | 94   |   |   |   |   |   |     |   |
|   |    | 3/87-10/90  |     | ●   |  | M/T+A/T             | 15-1097      |     | 24 | 19 | 46 | 71 | 52,5 |   |   |   |   |   | 5   | 1 |
| 1.0 TD (G101) (35 kW) Eng. CL61               |   | 3/87-3/89   |     | ●   |  | M/T+A/T             | 13-0084      |     |    |    | 19 | 66 | 94   |   |   |   |   |   |     |   |
|   |  | 3/87-3/89   |     | ●   |  | M/T+A/T             | 15-1097      |     | 24 | 19 | 46 | 71 | 52,5 |   |   |   |   |   | 5   | 1 |
| 1.3 4WD (G102) (66 kW) Eng. HCE               |  | 6/88-10/90  |     | ●   |  | FWD, M/T+A/T        | 13-0084      |     |    |    | 19 | 66 | 94   |   |   |   |   |   |     |   |
|   |  | 6/88-10/90  |     | ●   |  | FWD, M/T+A/T        | 15-1097      |     | 24 | 19 | 46 | 71 | 52,5 |   |   |   |   |   | 5   | 1 |
| 1.3 i (G102) (66 kW) Eng. HCE                 |  | 6/88-5/90   |     | ●   |  | M/T+A/T             | 13-0084      |     |    |    | 19 | 66 | 94   |   |   |   |   |   |     |   |
|   |   | 6/90-92   | L   | ●   |  | M/T+A/T             | 13-0214      |     |    |    | 21 | 73 | 91   |   |   |   |   |   |     |   |
|   |   | 6/90-92   | R   | ●   |  | M/T+A/T             | 13-0215      |     |    |    | 18 | 63 | 82   |   |   |   |   |   |     |   |
|   |  | 6/88-5/90   |     | ●   |  | M/T+A/T             | 15-1097      |     | 24 | 19 | 46 | 71 | 52,5 |   |   |   |   |   | 5   | 1 |
|   |   | 6/90-92   | L   | ●   |  | M/T+A/T             | 15-1294      |     | 24 | 21 | 54 | 75 | 57   |   |   |   |   |   | 2   | 1 |
|   |   | 6/90-92   | R   | ●   |  | M/T+A/T             | 15-1295      |     | 24 | 19 | 54 | 71 | 57   |   |   |   |   |   | 2   | 1 |

| <b>Cuore II / Mira II (L80, L81) '85-'90</b> |   |  | L/R |  |  | NOTE      | METELLI ref. | ABS | A  | B  | C  | D    | E    | F | H | I | L | M   | Fig |   |
|--|---|---|-----|---|--|-----------|--------------|-----|----|----|----|------|------|---|---|---|---|-----|-----|---|
| 0.7, T. (L70S) Eng. EB550                    |    | 86-90   |     | •   |  |           | 13-0234      |     |    |    | 18 | 62   | 82,5 |   |   |   |   |     |     |   |
|  |    | 86-90   |     | •   |  |           | 15-1333      |     | 24 | 19 | 44 | 71,5 | 88   |   |   |   |   | 14b | 1   |   |
| <b>Cuore III / Mira III (L201) '90-'94</b>   |   |  | L/R |  |  | NOTE      | METELLI ref. | ABS | A  | B  | C  | D    | E    | F | H | I | L | M   | Fig |   |
| 0.6 (L200V, S) Eng. EFCL                     |    | 90-   |     | •   |  | M/T+A/T   | 13-0238      |     |    |    | 18 | 63   | 82   |   |   |   |   |     |     |   |
|  |    | 90-   |     | •   |  | M/T+A/T   | 15-1340      |     | 24 | 20 | 44 | 71,3 | 90   |   |   |   |   | 14b | 2   |   |
| 0.8 (30 kW) Eng. ED10K                       |    | 90-94   |     | •   |  |           | 13-0238      |     |    |    | 18 | 63   | 82   |   |   |   |   |     |     |   |
|  |    | 90-   |     | •   |  | Handy Van | 15-1359      |     | 24 | 20 | 44 | 72,3 | 89   |   |   |   |   | 14b | 1   |   |
|  |   | 90-94   |     | •   |  |           | 15-1340      |     | 24 | 20 | 44 | 71,3 | 90   |   |   |   |   | 14b | 2   |   |
| <b>Cuore IV (L501) '95-'96</b>               |   |  | L/R |  |  | NOTE      | METELLI ref. | ABS | A  | B  | C  | D    | E    | F | H | I | L | M   | Fig |   |
| 0.8 (32 kW) Eng. ED20                        |    | 95-   |     | •   |  | M/T+A/T   | 13-0238      |     |    |    | 18 | 63   | 82   |   |   |   |   |     |     |   |
|  |    | 95-   |     | •   |  | M/T+A/T   | 15-1340      |     | 24 | 20 | 44 | 71,3 | 90   |   |   |   |   | 14b | 2   |   |
| <b>Cuore V (L5) '96-'98</b>                  |   |  | L/R |  |  | NOTE      | METELLI ref. | ABS | A  | B  | C  | D    | E    | F | H | I | L | M   | Fig |   |
| 0.8 (31 kW) Eng. EFEL                        |    | 96-98   |     | •   |  | NTN       | 13-0234      |     |    |    | 18 | 62   | 82,5 |   |   |   |   |     |     |   |
|  |   | 96-98   |     | •   |  | TK        | 13-0238      |     |    |    | 18 | 63   | 82   |   |   |   |   |     |     |   |
|  |    | 96-98   |     | •   |  | NTN       | 15-1333      |     | 24 | 19 | 44 | 71,5 | 88   |   |   |   |   |     | 14b | 1 |
|  |   | 96-98   |     | •   |  | TK        | 15-1340      |     | 24 | 20 | 44 | 71,3 | 90   |   |   |   |   |     | 14b | 2 |
| <b>Kancil '90-</b>                           |   |  | L/R |  |  | NOTE      | METELLI ref. | ABS | A  | B  | C  | D    | E    | F | H | I | L | M   | Fig |   |
| All models                                   |   | 1/90-   |     | •   |  |           | 13-0238      |     |    |    | 18 | 63   | 82   |   |   |   |   |     |     |   |
|  |  | 1/90-   |     | •   |  |           | 15-1340      |     | 24 | 20 | 44 | 71,3 | 90   |   |   |   |   | 14b | 2   |   |






## DODGE

| <b>400</b> |   |  | L/R |  |  | NOTE | METELLI ref. | ABS | A  | B  | C  | D  | E  | F | H | I | L | M | Fig |
|------------|---|---|-----|---|--|------|--------------|-----|----|----|----|----|----|---|---|---|---|---|-----|
| All models |  | 1/87-12/88  |     | •   |  |      | 13-0247      |     |    |    | 22 | 83 | 79 |   |   |   |   |   |     |
|            |  | 1/87-12/88  |     | •   |  |      | 15-1356      |     | 26 | 32 | 54 | 90 | 53 |   |   |   |   | 4 | 2   |
| <b>600</b> |   |  | L/R |  |  | NOTE | METELLI ref. | ABS | A  | B  | C  | D  | E  | F | H | I | L | M | Fig |
| All models |  | 1/87-12/88  |     | •   |  |      | 13-0247      |     |    |    | 22 | 83 | 79 |   |   |   |   |   |     |
|            |  | 1/87-12/88  |     | •   |  |      | 15-1356      |     | 26 | 32 | 54 | 90 | 53 |   |   |   |   | 4 | 2   |






| <b>Aries</b>        |   |    | L/R |    |    | NOTE              | METELLI ref. | ABS | A  | B  | C  | D    | E    | F | H | I | L | M | Fig |
|---------------------|---|---|-----|---|--|-------------------|--------------|-----|----|----|----|------|------|---|---|---|---|---|-----|
| All models          |    | 1/87-12/89  |     | •   |  | Design:GKN        | 13-0247      |     |    |    | 22 | 83   | 79   |   |   |   |   |   |     |
|                     |    | 1/87-12/89  |     | •   |  | Design:GKN        | 15-1356      |     | 26 | 32 | 54 | 90   | 53   |   |   |   |   | 4 | 2   |
| <b>Avenger '07-</b> |   |    | L/R |    |    | NOTE              | METELLI ref. | ABS | A  | B  | C  | D    | E    | F | H | I | L | M | Fig |
| All models          |    | 95-96   |     | •   |  |                   | 13-0126      |     |    |    | 23 | 81   | 96   |   |   |   |   |   |     |
|                     |    | 95-96   |     | •   |  |                   | 15-1148      |     | 25 | 23 | 54 | 86,9 | 64,5 |   |   |   |   | 5 | 1   |
| <b>Caravan</b>      |   |    | L/R |    |    | NOTE              | METELLI ref. | ABS | A  | B  | C  | D    | E    | F | H | I | L | M | Fig |
| All models          |    | 1/87-12/92  |     | •   |  | M/T+A/T           | 13-0247      |     |    |    | 22 | 83   | 79   |   |   |   |   |   |     |
|                     |    | 1/87-12/91  |     | •   |  | M/T+A/T           | 15-1356      |     | 26 | 32 | 54 | 90   | 53   |   |   |   |   | 4 | 2   |
|                     |   | 1/91-12/91  |     | •   |  | A/T               | 15-1356      |     | 26 | 32 | 54 | 90   | 53   |   |   |   |   | 4 | 2   |
|                     |   | 1/92-12/92  |     | •   |  | M/T               | 15-1356      |     | 26 | 32 | 54 | 90   | 53   |   |   |   |   | 4 | 2   |
| <b>Colt</b>         |   |    | L/R |    |    | NOTE              | METELLI ref. | ABS | A  | B  | C  | D    | E    | F | H | I | L | M | Fig |
| 1.5                 |    | 93-95   |     | •   |  |                   | 13-0138      |     |    |    | 21 | 73   | 91   |   |   |   |   |   |     |
|                     |    | 93-95   |     | •   |  |                   | 15-1161      |     | 25 | 22 | 54 | 79   | 61   |   |   |   |   | 5 | 1   |
| 1.6                 |    | 1/90-12/90  |     | •   |  |                   | 13-0046      |     |    |    | 21 | 73   | 91   |   |   |   |   |   |     |
|                     |    | 1/90-12/90  |     | •   |  |                   | 15-1048      |     | 25 | 23 | 50 | 78,7 | 64   |   |   |   |   | 5 | 1   |
| 1.6 GTS T.          |    | 84-88   |     | •   |  |                   | 13-0046      |     |    |    | 21 | 73   | 91   |   |   |   |   |   |     |
|                     |    | 84-88   |     | •   |  |                   | 15-1048      |     | 25 | 23 | 50 | 78,7 | 64   |   |   |   |   | 5 | 1   |
| 2.0                 |   | 79-82   |     | •   |  |                   | 13-0025      |     |    |    | 21 | 73   | 91   |   |   |   |   |   |     |
|                     |  | 79-82   |     | •   |  |                   | 15-1026      |     | 25 | 22 | 50 | 82   | 63   |   |   |   |   | 5 | 1   |
| <b>Colt Vista</b>   |   |  | L/R |  |  | NOTE              | METELLI ref. | ABS | A  | B  | C  | D    | E    | F | H | I | L | M | Fig |
| 2WD                 |  | 84-91   |     | •   |  |                   | 13-0046      |     |    |    | 21 | 73   | 91   |   |   |   |   |   |     |
|                     |  | 84-91   |     | •   |  |                   | 15-1048      |     | 25 | 23 | 50 | 78,7 | 64   |   |   |   |   | 5 | 1   |
| 4WD Wagon           |  | 85-87   |     | •   |  | FWD               | 13-0055      |     |    |    | 25 | 85   | 102  |   |   |   |   |   |     |
|                     |   | 88-91   |     | •   |  | FWD, Mod. 100 LAC | 13-0107      |     |    |    | 25 | 85   | 102  |   |   |   |   |   |     |
|                     |  | 85-87   |     | •   |  | FWD               | 15-1064      |     | 25 | 25 | 50 | 89,5 | 64,7 |   |   |   |   | 5 | 1   |
|                     |   | 88-91   |     | •   |  | FWD, Mod. 100 LAC | 15-1130      |     | 25 | 26 | 54 | 94,5 | 64,5 |   |   |   |   | 5 | 2   |

| <b>Daytona</b> |   |    | L/R |    |    | NOTE                     | METELLI ref. | ABS | A  | B  | C  | D    | E    | F | H | I | L | M | Fig |
|----------------|---|---|-----|---|--|--------------------------|--------------|-----|----|----|----|------|------|---|---|---|---|---|-----|
| All models     |    | 1/88-12/90  |     | •   |  |                          | 13-0247      |     |    |    | 22 | 83   | 79   |   |   |   |   |   |     |
|                |    | 1/88-12/90  |     | •   |  |                          | 15-1356      |     | 26 | 32 | 54 | 90   | 53   |   |   |   |   | 4 | 2   |
| <b>Dynasty</b> |   |    | L/R |    |    | NOTE                     | METELLI ref. | ABS | A  | B  | C  | D    | E    | F | H | I | L | M | Fig |
| All models     |    | 1/88-12/90  |     | •   |  | Design:GKN               | 13-0247      |     |    |    | 22 | 83   | 79   |   |   |   |   |   |     |
|                |    | 1/88-12/90  |     | •   |  | Design:GKN               | 15-1356      |     | 26 | 32 | 54 | 90   | 53   |   |   |   |   | 4 | 2   |
| <b>Lancer</b>  |   |    | L/R |    |    | NOTE                     | METELLI ref. | ABS | A  | B  | C  | D    | E    | F | H | I | L | M | Fig |
| All models     |    | 1/87-12/89  |     | •   |  | Design:GKN               | 13-0247      |     |    |    | 22 | 83   | 79   |   |   |   |   |   |     |
|                |    | 1/87-12/89  |     | •   |  | Design:GKN               | 15-1356      |     | 26 | 32 | 54 | 90   | 53   |   |   |   |   | 4 | 2   |
| <b>Monaco</b>  |   |    | L/R |    |    | NOTE                     | METELLI ref. | ABS | A  | B  | C  | D    | E    | F | H | I | L | M | Fig |
| All models     |    | 1/90-12/91  |     | •   |  | M/T                      | 13-0247      |     |    |    | 22 | 83   | 79   |   |   |   |   |   |     |
|                |    | 1/90-12/91  |     | •   |  | M/T                      | 15-1356      |     | 26 | 32 | 54 | 90   | 53   |   |   |   |   | 4 | 2   |
| <b>Neon</b>    |   |    | L/R |    |    | NOTE                     | METELLI ref. | ABS | A  | B  | C  | D    | E    | F | H | I | L | M | Fig |
| All models     |    | 1/94-95   |     | •   |  | +ABS                     | 13-0232      |     |    |    | 22 | 76   | 113  |   |   |   |   |   |     |
|                |    | 1/94-95   |     | •   |  | +ABS                     | 15-1330      | 56  | 23 | 28 | 58 | 82   |      |   |   |   |   | 9 | 2   |
| <b>Shadow</b>  |   |    | L/R |    |    | NOTE                     | METELLI ref. | ABS | A  | B  | C  | D    | E    | F | H | I | L | M | Fig |
| All models     |    | 1/87-12/89  |     | •   |  | Design:GKN               | 13-0247      |     |    |    | 22 | 83   | 79   |   |   |   |   |   |     |
|                |  | 1/87-12/89  |     | •   |  | Design:GKN               | 15-1356      |     | 26 | 32 | 54 | 90   | 53   |   |   |   |   | 4 | 2   |
| <b>Spirit</b>  |   |  | L/R |  |  | NOTE                     | METELLI ref. | ABS | A  | B  | C  | D    | E    | F | H | I | L | M | Fig |
| All models     |  | 90-94   |     | •   |  | Design:GKN, Incl. Mexico | 13-0247      |     |    |    | 22 | 83   | 79   |   |   |   |   |   |     |
|                |  | 90-94   |     | •   |  | Design:GKN, Incl. Mexico | 15-1356      |     | 26 | 32 | 54 | 90   | 53   |   |   |   |   | 4 | 2   |
| <b>Vista</b>   |   |  | L/R |  |  | NOTE                     | METELLI ref. | ABS | A  | B  | C  | D    | E    | F | H | I | L | M | Fig |
| 1.6            |  | 84-87   |     | •   |  | FWD                      | 13-0055      |     |    |    | 25 | 85   | 102  |   |   |   |   |   |     |
|                |   | 84-91   |     | •   |  |                          | 13-0046      |     |    |    | 21 | 73   | 91   |   |   |   |   |   |     |
|                |  | 84-87   |     | •   |  | FWD                      | 15-1064      |     | 25 | 25 | 50 | 89,5 | 64,7 |   |   |   |   | 5 | 1   |
|                |   | 84-91   |     | •   |  |                          | 15-1048      |     | 25 | 23 | 50 | 78,7 | 64   |   |   |   |   | 5 | 1   |















## DODGE

| Vista |   |  | L/R |  |  | NOTE | METELLI ref. | ABS     | A  | B  | C  | D    | E    | F  | H | I | L | M | Fig |   |
|-------|---|---|-----|---|--|------|--------------|---------|----|----|----|------|------|----|---|---|---|---|-----|---|
| 2.0   |  | 84-87   |     | •   |  | FWD  | 13-0055      |         |    |    | 25 | 85   | 102  |    |   |   |   |   |     |   |
|       |   | 84-91   |     | •   |  |      |              | 13-0046 |    |    |    | 21   | 73   | 91 |   |   |   |   |     |   |
|       |  | 84-87   |     | •   |  | FWD  | 15-1064      |         | 25 | 25 | 50 | 89,5 | 64,7 |    |   |   |   |   | 5   | 1 |
|       |   | 84-91   |     | •   |  |      |              | 15-1048 |    | 25 | 23 | 50   | 78,7 | 64 |   |   |   |   | 5   | 1 |






## DODGE TRUCK























| Ram 1500 - 2500 |   |  | L/R |  |  | NOTE    | METELLI ref. | ABS | A  | B  | C  | D  | E  | F | H | I | L | M | Fig |
|-----------------|---|---|-----|---|--|---------|--------------|-----|----|----|----|----|----|---|---|---|---|---|-----|
| All models      |  | 1/87-12/92  |     | •   |  | M/T+A/T | 13-0247      |     |    |    | 22 | 83 | 79 |   |   |   |   |   |     |
|                 |   | 1/87-12/91  |     | •   |  | M/T+A/T | 15-1356      |     | 26 | 32 | 54 | 90 | 53 |   |   |   |   |   | 4   |
|                 |  | 1/92-12/92  |     | •   |  | M/T     | 15-1356      |     | 26 | 32 | 54 | 90 | 53 |   |   |   |   |   | 4   |

## EAGLE



































| Summit '88-'95       |   |    | L/R   |   |   | NOTE       | METELLI ref. | ABS     | A | B  | C  | D  | E    | F    | H | I | L | M | Fig |   |
|----------------------|---|---|-------|--|---|------------|--------------|---------|---|----|----|----|------|------|---|---|---|---|-----|---|
| 1.5 (82AC)           |    | 88-92   |       | •  |   |            | 13-0025      |         |   |    | 21 | 73 | 91   |      |   |   |   |   |     |   |
|                      |   | 93-95   |       | •  |   |            |              | 13-0138 |   |    |    | 21 | 73   | 91   |   |   |   |   |     |   |
|                      |    | 88-92   |       | •  |   |            |              | 15-1026 |   | 25 | 22 | 50 | 82   | 63   |   |   |   |   | 5   | 1 |
|                      |   | 93-95   |       | •  |   |            |              | 15-1161 |   | 25 | 22 | 54 | 79   | 61   |   |   |   |   | 5   | 1 |
| 1.6 (87LAC)          |    | 89-90   |       | •  |   |            | 13-0046      |         |   |    | 21 | 73 | 91   |      |   |   |   |   |     |   |
|                      |   |    | 89-90 |  | •   |            |              | 15-1048 |   | 25 | 23 | 50 | 78,7 | 64   |   |   |   |   | 5   | 1 |
| Talon, Coupe '90-'98 |   |   | L/R   |  |  | NOTE       | METELLI ref. | ABS     | A | B  | C  | D  | E    | F    | H | I | L | M | Fig |   |
| 1.8 4WD              |  | 93-94   |       | •  |   | Design:NSK | 13-0125      |         |   |    | 22 | 78 | 94   |      |   |   |   |   |     |   |
|                      |   |  | 93-94 |  | •   |            | Design:NSK   | 15-1147 |   | 25 | 23 | 54 | 83   | 62   |   |   |   |   | 5   | 1 |
| 2.0 4WD              |  | 93-96   |       | •  |   |            | 13-0126      |         |   |    | 23 | 81 | 96   |      |   |   |   |   |     |   |
|                      |   |  | 93-96 |  | •   |            |              | 15-1148 |   | 25 | 23 | 54 | 86,9 | 64,5 |   |   |   |   | 5   | 1 |




















## FIAT

















| 127 '71-'86                |   |  | L/R |  |  | NOTE | METELLI ref. | ABS     | A | B  | C  | D    | E  | F  | H | I | L | M | Fig |   |
|----------------------------|---|---|-----|---|--|------|--------------|---------|---|----|----|------|----|----|---|---|---|---|-----|---|
| 0.9 (29 kW) Eng. 100GL.048 |  | 3/80-83   |     | •   |  |      | 13-0002      |         |   |    | 20 | 68   | 80 |    |   |   |   |   |     |   |
|                            |   | 71-2/80   |     | •   |  |      |              | 13-0001 |   |    |    | 20   | 68 | 80 |   |   |   |   |     |   |
|                            |  | 3/80-83   |     | •   |  |      |              | 15-1019 |   | 20 | 20 | 43,1 | 80 | 55 |   |   |   |   | 4   | 3 |
|                            |   | 71-2/80   |     | •   |  |      |              | 15-1001 |   | 20 | 20 | 43,1 | 80 | 55 |   |   |   |   | 4   | 3 |

























| 127 '71-'86                                     |   |  | L/R |  |  | NOTE | METELLI ref. | ABS | A  | B  | C    | D  | E  | F | H | I | L | M | Fig |   |
|---|---|---|-----|---|--|------|--------------|-----|----|----|------|----|----|---|---|---|---|---|-----|---|
| 0.9 (33 kW) Eng. 100GL.000                      |    | 3/80-83   |     | •   |  |      | 13-0002      |     |    |    | 20   | 68 | 80 |   |   |   |   |   |     |   |
|   |   | 71-2/80   |     | •   |  |      | 13-0001      |     |    |    | 20   | 68 | 80 |   |   |   |   |   |     |   |
|   |    | 3/80-83   |     | •   |  |      | 15-1019      |     | 20 | 20 | 43,1 | 80 | 55 |   |   |   |   |   | 4   | 3 |
|   |   | 71-2/80   |     | •   |  |      | 15-1001      |     | 20 | 20 | 43,1 | 80 | 55 |   |   |   |   |   | 4   | 3 |
| 1.0 , Panorama (37 kW) Eng. 127A.000            |    | 3/80-86   |     | •   |  |      | 13-0002      |     |    |    | 20   | 68 | 80 |   |   |   |   |   |     |   |
|   |   | 6/78-2/80   |     | •   |  |      | 13-0001      |     |    |    | 20   | 68 | 80 |   |   |   |   |   |     |   |
|   |    | 3/80-86   |     | •   |  |      | 15-1019      |     | 20 | 20 | 43,1 | 80 | 55 |   |   |   |   |   | 4   | 3 |
|   |   | 6/78-2/80   |     | •   |  |      | 15-1001      |     | 20 | 20 | 43,1 | 80 | 55 |   |   |   |   |   | 4   | 3 |
| 1.0 Sport (51 kW) Eng. 127A1.000                |    | 3/80-82   |     | •   |  |      | 13-0002      |     |    |    | 20   | 68 | 80 |   |   |   |   |   |     |   |
|   |   | 6/78-2/80   |     | •   |  |      | 13-0001      |     |    |    | 20   | 68 | 80 |   |   |   |   |   |     |   |
|   |    | 3/80-82   |     | •   |  |      | 15-1019      |     | 20 | 20 | 43,1 | 80 | 55 |   |   |   |   |   | 4   | 3 |
|   |   | 6/78-2/80   |     | •   |  |      | 15-1001      |     | 20 | 20 | 43,1 | 80 | 55 |   |   |   |   |   | 4   | 3 |
| 1.3 (55 kW) Eng. 127A3.000                      |    | 11/81-83  |     | •   |  |      | 13-0002      |     |    |    | 20   | 68 | 80 |   |   |   |   |   |     |   |
|   |   | 11/81-83  |     | •   |  |      | 15-1002      |     | 22 | 20 | 48,1 | 80 | 55 |   |   |   |   |   | 4   | 3 |
| 1.3 D, Panorama (33 kW) Eng. 127A5.000          |    | 81-86   |     | •   |  |      | 13-0002      |     |    |    | 20   | 68 | 80 |   |   |   |   |   |     |   |
|   |   | 81-86   |     | •   |  |      | 15-1019      |     | 20 | 20 | 43,1 | 80 | 55 |   |   |   |   |   | 4   | 3 |
| <b>128 '69-'84</b>                              |   |  | L/R |  |  | NOTE | METELLI ref. | ABS | A  | B  | C    | D  | E  | F | H | I | L | M | Fig |   |
| 1.1 Coupe (47-48 kW) Eng. 128AC5.000            |    | 72-81   |     | •   |  |      | 13-0001      |     |    |    | 20   | 68 | 80 |   |   |   |   |   |     |   |
|   |   | 72-81   |     | •   |  |      | 15-1001      |     | 20 | 20 | 43,1 | 80 | 55 |   |   |   |   |   | 4   | 3 |
| 1.1, Familiare (33 kW) Eng. 128A.048            |    | 75-   |     | •   | Ch -2511997  |      | 13-0001      |     |    |    | 20   | 68 | 80 |   |   |   |   |   |     |   |
|   |   | -81   |     | •   | Ch 2511998-  |      | 13-0002      |     |    |    | 20   | 68 | 80 |   |   |   |   |   |     |   |
|   |  | 75-   |     | •   | Ch -2511997  |      | 15-1001      |     | 20 | 20 | 43,1 | 80 | 55 |   |   |   |   |   | 4   | 3 |
|   |   | -81   |     | •   | Ch 2511998-  |      | 15-1002      |     | 22 | 20 | 48,1 | 80 | 55 |   |   |   |   |   | 4   | 3 |
| 1.1, Familiare (40 kW) Eng. 128A.000            |  | 69-   |     | •   | Ch -2511997  |      | 13-0001      |     |    |    | 20   | 68 | 80 |   |   |   |   |   |     |   |
|   |   | -84   |     | •   | Ch 2511998-  |      | 13-0002      |     |    |    | 20   | 68 | 80 |   |   |   |   |   |     |   |
|   |  | 69-   |     | •   | Ch -2511997  |      | 15-1001      |     | 20 | 20 | 43,1 | 80 | 55 |   |   |   |   |   | 4   | 3 |
|   |   | -84   |     | •   | Ch 2511998-  |      | 15-1002      |     | 22 | 20 | 48,1 | 80 | 55 |   |   |   |   |   | 4   | 3 |
| 1.3 Coupe, Berlinetta (54-55 kW) Eng. 128AC.000 |  | 72-   |     | •   | Ch -2511997  |      | 13-0001      |     |    |    | 20   | 68 | 80 |   |   |   |   |   |     |   |
|   |   | -79   |     | •   | Ch 2511998-  |      | 13-0002      |     |    |    | 20   | 68 | 80 |   |   |   |   |   |     |   |
|   |  | 72-   |     | •   | Ch -2511997  |      | 15-1001      |     | 20 | 20 | 43,1 | 80 | 55 |   |   |   |   |   | 4   | 3 |
|   |   | -79   |     | •   | Ch 2511998-  |      | 15-1002      |     | 22 | 20 | 48,1 | 80 | 55 |   |   |   |   |   | 4   | 3 |
| 1.3 Rally (49 kW) Eng. 128AC.000                |  | 71-76   |     | •   |  |      | 13-0001      |     |    |    | 20   | 68 | 80 |   |   |   |   |   |     |   |
|   |   | 71-76   |     | •   |  |      | 15-1001      |     | 20 | 20 | 43,1 | 80 | 55 |   |   |   |   |   | 4   | 3 |



























































| <b>128 '69-'84</b>                          |   |    | L/R |    |    | NOTE    | METELLI ref. | ABS | A  | B  | C    | D    | E    | F  | H  | I   | L   | M  | Fig |
|---|---|---|-----|---|--|---------|--------------|-----|----|----|------|------|------|----|----|-----|-----|----|-----|
| 1.3 Sport, Familiare (44 kW) Eng. 128A1.000 |    | 3/80-84   |     | •   |  |         | 13-0002      |     |    |    | 20   | 68   | 80   |    |    |     |     |    |     |
|   |    | 3/80-84   |     | •   |  |         | 15-1019      |     | 20 | 20 | 43,1 | 80   | 55   |    |    |     |     | 4  | 3   |
| <b>147 / Spazio '76-'95</b>                 |   |    | L/R |    |    | NOTE    | METELLI ref. | ABS | A  | B  | C    | D    | E    | F  | H  | I   | L   | M  | Fig |
| 1.0, Panorama (37 kW) Eng. 127AB/ AJ        |    | 78-86   |     | •   |  | Brazil  | 13-0001      |     |    |    | 20   | 68   | 80   |    |    |     |     |    |     |
|   |    | 78-86   |     | •   |  | Brazil  | 15-1001      |     | 20 | 20 | 43,1 | 80   | 55   |    |    |     |     | 4  | 3   |
| 1.3 Rallye (53 kW)                          |    | 80-83   |     | •   |  | Brazil  | 13-0001      |     |    |    | 20   | 68   | 80   |    |    |     |     |    |     |
|   |    | 80-83   |     | •   |  | Brazil  | 15-1001      |     | 20 | 20 | 43,1 | 80   | 55   |    |    |     |     | 4  | 3   |
| 1.3, Panorama (41-45 kW)                    |    | 80-83   |     | •   |  | Brazil  | 13-0001      |     |    |    | 20   | 68   | 80   |    |    |     |     |    |     |
|   |    | 80-83   |     | •   |  | Brazil  | 15-1001      |     | 20 | 20 | 43,1 | 80   | 55   |    |    |     |     | 4  | 3   |
| <b>500 II (150) '07-</b>                    |   |    | L/R |    |    | NOTE    | METELLI ref. | ABS | A  | B  | C    | D    | E    | F  | H  | I   | L   | M  | Fig |
| 0.9, Cabrio (63 kW) Eng. 312A2.000          |    | 10-   |     | •   |  |         | 13-0271      |     |    |    | 20   | 68   | 100  |    |    |     |     |    |     |
|   |    | 10-   |     | •   |  |         | 15-1396      |     | 25 | 22 | 51   | 79   | 47   |    |    |     |     | 4  | 1   |
| 1.2, Cabrio (51 kW) Eng. 169A4.000          |    | 07-   |     | •   |  |         | 13-0316      |     |    |    | 20   | 68   | 100  |    |    |     |     |    |     |
|   |    | 07-   |     | •   |  |         | 15-1457      |     | 22 | 20 | 47   | 72,3 | 40   |    |    |     |     | 4a | 1   |
|   |    | 07-   | L   |   |  | M/T     | 17-0834      |     | 22 | 22 |      | 72   | 67   |    | 74 | 61  | 651 | s3 |     |
|   |   | 07-   | R   |   |  | M/T     | 17-0835      |     | 22 | 22 |      | 72   | 67   |    | 74 | 61  | 847 | s3 |     |
| 1.3 MJT, Cabrio (55 kW) Eng. 169A1.000      |    | 07/07-  |     | •   |  |         | 13-0271      |     |    |    | 20   | 68   | 100  |    |    |     |     |    |     |
|   |    | 07/07-  |     | •   |  |         | 15-1396      |     | 25 | 22 | 51   | 79   | 47   |    |    |     |     | 4  | 1   |
| 1.3 MJT, Cabrio (70 kW) Eng. 199B1.000      |   | 10-   |     | •   |  |         | 13-0392      |     |    |    | 25   | 78   | 130  |    |    |     |     |    |     |
|   |  | 10-   |     | •   |  |         | 15-1592      |     | 25 | 23 | 51   | 82,1 | 48,2 |    |    |     |     | 4  | 1   |
| 1.4 16v, Cabrio (74 kW) Eng. 169A3.000      |  | 07/07-  |     | •   |  |         | 13-0271      |     |    |    | 20   | 68   | 100  |    |    |     |     |    |     |
|   |  | 07/07-  |     | •   |  |         | 15-1396      |     | 25 | 22 | 51   | 79   | 47   |    |    |     |     | 4  | 1   |
| <b>Albea '03-'05</b>                        |   |  | L/R |  |  | NOTE    | METELLI ref. | ABS | A  | B  | C    | D    | E    | F  | H  | I   | L   | M  | Fig |
| 1.3 JTD (51 kW) Eng. 188A9.000              |  | -10/03  |     | •   |  |         | 13-0287      |     |    |    | 25   | 78   | 130  |    |    |     |     |    |     |
|   |   | 11/03-  |     | •   |  |         | 13-0406      |     |    |    | 24   | 80   | 116  |    |    |     |     |    |     |
|   |  | -10/03  |     | •   |  |         | 15-1419      |     | 25 | 24 | 51   | 84,5 | 53   |    |    |     |     | 4  | 1   |
|   |   | 11/03-  |     | •   |  |         | 15-1612      |     | 25 | 24 | 51   | 84,4 | 54   |    |    |     |     | 4  | 1   |
| 1.9 JTD (59 kW) Eng. 188A2.000              |  | 03-05   | L   |   | M/T  | 17-0631 |              | 25  |    |    | 84,5 |      |      | 90 |    | 454 |     |    |     |
|   |   | 03-05   | R   |   | M/T  | 17-0632 |              | 25  |    |    | 84,5 |      |      | 90 |    | 537 |     |    |     |

| <b>Barchetta (183) '95-</b>               |   |  | L/R |  |  | NOTE                   | METELLI ref. | ABS | A  | B  | C    | D    | E   | F  | H  | I   | L   | M   | Fig |   |
|---|---|---|-----|---|---|------------------------|--------------|-----|----|----|------|------|-----|----|----|-----|-----|-----|-----|---|
| 1.8 16v (96 kW) Eng. 183A1.000/ 188A6.000 |    | 4/95-   |     | •   |   | +ABS, M/T, Vett -20897 | 13-0020      |     |    |    | 25   | 86   | 96  |    |    |     |     |     |     |   |
|   |   | 4/95-4/99   |     | •   |   | -ABS, M/T              | 13-0092      |     |    |    | 25   | 86   | 96  |    |    |     |     |     |     |   |
|   |   | -4/99   |     | •   |   | +ABS, Vett 20898-      | 13-0149      |     |    |    | 25   | 86   | 96  |    |    |     |     |     |     |   |
|   |   | 5/99-   |     | •   |   | M/T, Ch 0043319-       | 13-0149      |     |    |    | 25   | 86   | 96  |    |    |     |     |     |     |   |
|   |    | 4/95-   |     |   | •   | M/T                    | 14-0019      |     |    |    | 25   | 62   | 81  |    |    |     |     |     |     |   |
|   |   | 4/95-   |     | •   |   | +ABS, M/T, Vett -20897 | 15-1110      | 44  | 25 | 25 | 52   | 90   | 47  |    |    |     |     | 4   | 2   |   |
|   |    | 4/95-4/99   |     | •   |   | -ABS, M/T              | 15-1109      |     | 25 | 25 | 52   | 90   | 47  |    |    |     |     |     | 4   | 2 |
|   |   | -4/99   |     | •   |   | +ABS, Vett 20898-      | 15-1212      | 44  | 25 | 25 | 52   | 90   | 47  |    |    |     |     |     | 4   | 3 |
|   |   | 5/99-   |     | •   |   | M/T, Ch 0043319-       | 15-1258      |     | 25 | 25 | 51   | 90   | 47  |    |    |     |     |     | 4   | 3 |
|   |    | 4/95-   |     |   | •   | M/T                    | 16-1020      |     |    | 25 |      | 100  |     |    |    |     |     |     |     |   |
|   |   | 95-99   | L   |   |   | +ABS                   | 17-0534      | 44  | 25 | 25 |      | 90   | 100 |    |    | 85  |     | 479 | s10 |   |
|   |   | 95-99   | L   |   |   | -ABS                   | 17-0532      |     | 25 | 25 |      | 90   | 100 |    |    | 85  |     | 479 | s10 |   |
|   |   | 95-99   | R   |   |   | +ABS                   | 17-0535      | 44  | 25 | 25 |      | 90   | 100 |    |    | 85  |     | 498 | s10 |   |
|   | 95-99   | R   |     |   |   | -ABS                   | 17-0533      |     | 25 | 25 |      | 90   | 100 |    |    | 85  |     | 498 | s7  |   |
| <b>Brava, Bravo (182) '95-'01</b>         |   |  | L/R |  |  | NOTE                   | METELLI ref. | ABS | A  | B  | C    | D    | E   | F  | H  | I   | L   | M   | Fig |   |
| 1.2 16v (59 kW) Eng. 188A5.000            |    | 00-   |     | •   |   |                        | 13-0535      |     |    |    | 20   | 68   | 80  |    |    |     |     |     |     |   |
|   |    | 00-   |     | •   |   |                        | 15-1309      |     | 22 | 20 | 51   | 80   | 40  |    |    |     |     | 4a  | 3   |   |
| 1.2 16v (60 kW) Eng. 182B2.000            |    | 98-   |     | •   |   |                        | 13-0535      |     |    |    | 20   | 68   | 80  |    |    |     |     |     |     |   |
|   |    | 98-   |     |   | •   |                        | 14-0019      |     |    |    | 25   | 62   | 81  |    |    |     |     |     |     |   |
|   |   | 98-   |     | •   |   |                        | 15-1309      |     | 22 | 20 | 51   | 80   | 40  |    |    |     |     | 4a  | 3   |   |
|   |  | 98-   |     |   | •   |                        | 16-1020      |     |    | 25 |      | 100  |     |    |    |     |     |     |     |   |
| 1.4 (55 kW) Eng. 182A5.000                |  | 9/95-   |     | •   |   | +/-ABS, M/T+A/T        | 13-0538      |     |    |    | 20   | 68   | 80  |    |    |     |     |     |     |   |
|   |  | 9/95-   |     | •   |   | +ABS, A/T              | 15-1227      | 44  | 22 | 22 | 46   | 79,8 | 40  |    |    |     |     | 4a  | 3   |   |
|   |   | 9/95-   |     | •   |   | +ABS, M/T              | 15-1106      | 44  | 22 | 20 | 71,6 | 80   | 40  |    |    |     |     | 4a  | 3   |   |
|   |   | 9/95-   |     | •   |   | -ABS, A/T              | 15-1226      |     | 22 | 22 | 46   | 80   | 40  |    |    |     |     | 4a  | 3   |   |
|   |   | 9/95-   |     | •   |   | -ABS, M/T              | 15-1105      |     | 22 | 20 | 71,6 | 80   | 40  |    |    |     |     | 4a  | 3   |   |
|   |  | 6/95-   | L   |   |   | -ABS, M/T              | 17-0219      |     | 22 |    | 22   | 80   | 73  |    | 80 | 62  | 597 | s16 |     |   |
| 6/95-                                     |   | R   |     |   | -ABS, M/T   | 17-0220                |              | 22  |    |    | 80   |      |     | 80 |    | 916 | s16 |     |     |   |

| Brava, Bravo (182) '95-'01  |   |   | L/R        |  |  | NOTE                              | METELLI ref.        | ABS       | A       | B  | C    | D    | E    | F  | H  | I  | L  | M   | Fig |     |   |
|---|---|--|------------|---|---|-----------------------------------|---------------------|-----------|---------|----|------|------|------|----|----|----|----|-----|-----|-----|---|
| 1.4 12v (59 kW) Eng. 182A3.000  |    | 9/95-  |            | ●   |   | +/-ABS, M/T+A/T                   | 13-0538             |           |         |    | 20   | 68   | 80   |    |    |    |    |     |     |     |   |
|   |    | 9/95-  |            | ●   |   | +ABS, A/T                         | 15-1227             | 44        | 22      | 22 | 46   | 79,8 | 40   |    |    |    |    |     | 4a  | 3   |   |
|   |   | 9/95-  |            | ●   |   | +ABS, M/T                         | 15-1106             | 44        | 22      | 20 | 71,6 | 80   | 40   |    |    |    |    |     | 4a  | 3   |   |
|   |   | 9/95-  |            | ●   |   | -ABS, A/T                         | 15-1226             |           | 22      | 22 | 46   | 80   | 40   |    |    |    |    |     | 4a  | 3   |   |
|   |   | 9/95-  |            | ●   |   | -ABS, M/T                         | 15-1105             |           | 22      | 20 | 71,6 | 80   | 40   |    |    |    |    |     | 4a  | 3   |   |
|   |   |   | 6/95-      | L   |   |                                   |                     | -ABS, M/T | 17-0219 |    | 22   |      | 22   | 80 | 73 |    | 80 | 62  | 597 | s16 |   |
|   | 6/95-   |  | R          |   |   |                                   | -ABS, M/T           | 17-0220   |         | 22 |      |      | 80   |    |    | 80 |    | 916 | s16 |     |   |
| 1.6 16v (66 kW) Eng. 182A6.000  |    | 4/99-  |            | ●   |   | Exc. Riconvertita                 | 13-0091             |           |         |    | 20   | 68   | 80   |    |    |    |    |     |     |     |   |
|   |   | 4/99-  |            | ●   |   | Incl. Brazil/Turkey, Riconvertita | 13-0217             |           |         |    | 20   | 75   | 105  |    |    |    |    |     |     |     |   |
|   |   | 6/95-9/95  |            | ●   |   | +/-ABS                            | 13-0538             |           |         |    | 20   | 68   | 80   |    |    |    |    |     |     |     |   |
|   |    |   | 4/99-      |   | ●   |                                   | Incl. Brazil/Turkey | 14-0019   |         |    |      | 25   | 62   | 81 |    |    |    |     |     |     |   |
|   |   |  | 10/95-3/99 |   | ●   |                                   | +ABS, M/T+A/T       | 15-1227   | 44      | 22 | 22   | 46   | 79,8 | 40 |    |    |    |     |     | 4a  | 3 |
|   |   | 10/95-3/99   |            | ●   |   |                                   | -ABS, M/T+A/T       | 15-1226   |         | 22 | 22   | 46   | 80   | 40 |    |    |    |     |     | 4a  | 3 |
|   |   | 4/99-  |            | ●   |   | Exc. Riconvertita                 | 15-1358             |           | 22      | 22 | 51   | 80   | 40   |    |    |    |    |     |     | 4a  | 3 |
|   |   | 4/99-  |            | ●   |   | Incl. Brazil/Turkey, Riconvertita | 15-1306             |           | 25      | 22 | 51   | 83   | 47   |    |    |    |    |     |     | 4   | 3 |
|   |   | 6/95-9/95  |            | ●   |   | +ABS                              | 15-1106             | 44        | 22      | 20 | 71,6 | 80   | 40   |    |    |    |    |     |     | 4a  | 3 |
|   |   | 6/95-9/95  |            | ●   |   | -ABS                              | 15-1105             |           | 22      | 20 | 71,6 | 80   | 40   |    |    |    |    |     |     | 4a  | 3 |
|   |   |   | 4/99-      |   | ●   |                                   | Incl. Brazil/Turkey | 16-1020   |         |    | 25   |      | 100  |    |    |    |    |     |     |     |   |
| 1.6 16v (76 kW) Eng. 182A4.000  |    | 4/99-01  |            | ●   |   | Exc. Riconvertita                 | 13-0091             |           |         |    | 20   | 68   | 80   |    |    |    |    |     |     |     |   |
|   |   | 4/99-01  |            | ●   |   | Incl. Brazil/Turkey, Riconvertita | 13-0217             |           |         |    | 20   | 75   | 105  |    |    |    |    |     |     |     |   |
|   |   | 96-3/99  |            | ●   |   | +/-ABS, M/T+A/T                   | 13-0091             |           |         |    | 20   | 68   | 80   |    |    |    |    |     |     |     |   |
|   |  |  | 96-01      |   | ●   |                                   | Incl. Brazil/Turkey | 14-0019   |         |    |      | 25   | 62   | 81 |    |    |    |     |     |     |   |
|   |   |  | 4/99-01    |   | ●   |                                   | Exc. Riconvertita   | 15-1358   |         | 22 | 22   | 51   | 80   | 40 |    |    |    |     |     | 4a  | 3 |
|   |   | 4/99-01  |            | ●   |   | Incl. Brazil/Turkey, Riconvertita | 15-1306             |           | 25      | 22 | 51   | 83   | 47   |    |    |    |    |     |     | 4   | 3 |
|   |   | 96-3/99  |            | ●   |   | +ABS, M/T+A/T                     | 15-1227             | 44        | 22      | 22 | 46   | 79,8 | 40   |    |    |    |    |     |     | 4a  | 3 |
|   |   | 96-3/99  |            | ●   |   |                                   | -ABS, M/T+A/T       | 15-1226   |         | 22 | 22   | 46   | 80   | 40 |    |    |    |     |     | 4a  | 3 |
|  | 96-01   |  | ●          |   | Incl. Brazil/Turkey   | 16-1020                           |                     |           | 25      |    | 100  |      |      |    |    |    |    |     |     |     |   |
| 1.6 16v (76 kW) Eng. 182B6.000  |  | 00-02  |            | ●   |   |                                   | 13-0091             |           |         |    | 20   | 68   | 80   |    |    |    |    |     |     |     |   |
|   |  | 00-02  |            | ●   |   |                                   | 15-1358             |           | 22      | 22 | 51   | 80   | 40   |    |    |    |    |     | 4a  | 3   |   |




























| Brava, Bravo (182) '95-'01         |   |  | L/R |  |  | NOTE        | METELLI ref. | ABS     | A  | B  | C    | D   | E   | F    | H  | I  | L   | M   | Fig |   |
|------------------------------------|---|---|-----|---|---|-------------|--------------|---------|----|----|------|-----|-----|------|----|----|-----|-----|-----|---|
| 1.8 16v (83 kW) Eng. 182A2.000     |    | 9/95-   |     | •   |   | +ABS, M/T   | 13-0020      |         |    |    | 25   | 86  | 96  |      |    |    |     |     |     |   |
|                                    |   | 9/95-   |     | •   |   | -ABS, M/T   | 13-0092      |         |    |    | 25   | 86  | 96  |      |    |    |     |     |     |   |
|                                    |    | 9/95-   |     |   | •   | M/T         | 14-0019      |         |    |    | 25   | 62  | 81  |      |    |    |     |     |     |   |
|                                    |    | 9/95-   |     | •   |   | +ABS, M/T   | 15-1110      | 44      | 25 | 25 | 52   | 90  | 47  |      |    |    |     | 4   | 2   |   |
|                                    |   | 9/95-   |     | •   |   | -ABS, M/T   | 15-1109      |         | 25 | 25 | 52   | 90  | 47  |      |    |    |     |     | 4   | 2 |
|                                    |    | 9/95-   |     |   | •   | M/T         | 16-1020      |         |    | 25 |      | 100 |     |      |    |    |     |     |     |   |
|                                    |    | 6/95-   | L/R |   |   |             | -ABS         | 17-0223 |    | 25 | 25   |     | 90  | 100  |    | 85 |     | 468 | s10 |   |
| 1.9 D (48 kW) Eng. 160A7.000       |    | 9/95-   |     | •   |   | +/-ABS      | 13-0538      |         |    |    | 20   | 68  | 80  |      |    |    |     |     |     |   |
|                                    |    | 9/95-   |     | •   |   | +ABS        | 15-1106      | 44      | 22 | 20 | 71,6 | 80  | 40  |      |    |    |     | 4a  | 3   |   |
|                                    |   | 9/95-   |     | •   |   | -ABS        | 15-1105      |         | 22 | 20 | 71,6 | 80  | 40  |      |    |    |     | 4a  | 3   |   |
| 1.9 JTD (74 kW) Eng. 182B9.000     |    | 00-01   |     | •   |   | M/T         | 13-0149      |         |    |    | 25   | 86  | 96  |      |    |    |     |     |     |   |
|                                    |    | 00-01   |     |   | •   |             | 14-0019      |         |    |    | 25   | 62  | 81  |      |    |    |     |     |     |   |
|                                    |    | 00-01   |     | •   |   | M/T         | 15-1258      |         | 25 | 25 | 51   | 90  | 47  |      |    |    |     | 4   | 3   |   |
|                                    |    | 00-01   |     |   | •   |             | 16-1020      |         |    | 25 |      | 100 |     |      |    |    |     |     |     |   |
|                                    |    | 00-01   | L/R |   |   | M/T         | 17-0671      |         | 25 |    |      | 90  |     |      | 85 |    | 447 | s1  |     |   |
| 1.9 JTD 105 (77 kW) Eng. 182B4.000 |    | 12/98-  |     | •   |   | M/T         | 13-0149      |         |    |    | 25   | 86  | 96  |      |    |    |     |     |     |   |
|                                    |    | 12/98-  |     |   | •   |             | 14-0019      |         |    |    | 25   | 62  | 81  |      |    |    |     |     |     |   |
|                                    |   | 12/98-  |     | •   |   | M/T         | 15-1258      |         | 25 | 25 | 51   | 90  | 47  |      |    |    |     | 4   | 3   |   |
|                                    |  | 12/98-  |     |   | •   |             | 16-1020      |         |    | 25 |      | 100 |     |      |    |    |     |     |     |   |
| 1.9 TD 100 (74 kW) Eng. 182A7.000  |  | 96-   |     | •   |   | +/-ABS, M/T | 13-0149      |         |    |    | 25   | 86  | 96  |      |    |    |     |     |     |   |
|                                    |  | 98-   |     |   | •   |             | 14-0019      |         |    |    | 25   | 62  | 81  |      |    |    |     |     |     |   |
|                                    |  | 96-98   |     | •   |   | +ABS        | 15-1212      | 44      | 25 | 25 | 52   | 90  | 47  |      |    |    |     | 4   | 3   |   |
|                                    |   | 96-98   |     | •   |   | -ABS        | 15-1211      |         | 25 | 25 | 52   | 90  | 47  |      |    |    |     |     | 4   | 3 |
|                                    |   | 98-   |     | •   |   | M/T         | 15-1258      |         | 25 | 25 | 51   | 90  | 47  |      |    |    |     |     | 4   | 3 |
|                                    |  | 98-   |     |   | •   |             | 16-1020      |         |    | 25 |      | 100 |     |      |    |    |     |     |     |   |
|                                    |  | 2/98-   | L/R |   |   |             | M/T          | 17-0671 |    | 25 |      |     | 90  |      |    | 85 |     | 447 | s1  |   |
|                                    | 96-98   | L/R   |     |   |   | -ABS        | 17-0226      |         | 25 |    |      | 90  | 100 | 39,3 | 85 |    | 447 | s1  |     |   |

| <b>Brava, Bravo (182) '95-'01</b>                |   |  | L/R |  |  | NOTE        | METELLI ref. | ABS     | A  | B  | C  | D   | E   | F    | H    | I  | L | M   | Fig |    |
|--|---|---|-----|---|---|-------------|--------------|---------|----|----|----|-----|-----|------|------|----|---|-----|-----|----|
| 1.9 TD 75 (55 kW) Eng. 182A8.000                 |    | 96-   |     | •   |   | +/-ABS, M/T | 13-0149      |         |    |    | 25 | 86  | 96  |      |      |    |   |     |     |    |
|  |    | 98-   |     |   | •   |             | 14-0019      |         |    |    | 25 | 62  | 81  |      |      |    |   |     |     |    |
|  |    | 96-98   |     |   | •   |             | +ABS         | 15-1212 | 44 | 25 | 25 | 52  | 90  | 47   |      |    |   |     | 4   | 3  |
|  |   | 96-98   |     |   | •   |             | -ABS         | 15-1211 |    | 25 | 25 | 52  | 90  | 47   |      |    |   |     | 4   | 3  |
|  |   | 98-   |     |   | •   |             | M/T          | 15-1258 |    | 25 | 25 | 51  | 90  | 47   |      |    |   |     | 4   | 3  |
|  |    | 98-   |     |   | •   |             | 16-1020      |         |    | 25 |    | 100 |     |      |      |    |   |     |     |    |
|  |    | 2/98-   | L/R |   |   |             | M/T          | 17-0671 |    | 25 |    |     | 90  |      |      |    |   | 85  | 447 | s1 |
|  |   | 96-98   | L/R |   |   |             | -ABS         | 17-0226 |    | 25 |    |     | 90  | 100  | 39,3 | 85 |   | 447 | s1  |    |
| 2.0 20v (Exc. Brava) (108 kW) Eng. 182A1.000     |    | 9/95-   |     | •   |   | +ABS        | 13-0149      |         |    |    | 25 | 86  | 96  |      |      |    |   |     |     |    |
|  |   | 9/95-   |     | •   |   | -ABS        | 13-0092      |         |    |    | 25 | 86  | 96  |      |      |    |   |     |     |    |
|  |    | 9/95-   |     |   | •   |             |              | 14-0019 |    |    |    | 25  | 62  | 81   |      |    |   |     |     |    |
|  |   | 9/95-   |     |   | •   |             | +ABS         | 15-1214 | 44 | 25 | 25 | 59  | 90  | 47   |      |    |   |     | 4   | 3  |
|  |    | 9/95-   |     |   | •   |             | -ABS         | 15-1109 |    | 25 | 25 | 52  | 90  | 47   |      |    |   |     | 4   | 2  |
|  |   | 9/95-   |     |   | •   |             |              | 16-1020 |    |    | 25 |     | 100 |      |      |    |   |     |     |    |
| 2.0 HGT 20v (Exc. Brava) (113 kW) Eng. 182B7.000 |    | 98-   |     | •   |   |             | 13-0179      |         |    |    | 25 | 86  | 96  |      |      |    |   |     |     |    |
|  |    | 98-   |     | •   |   |             | 15-1245      |         | 25 | 25 | 59 | 89  | 47  |      |      |    |   | 4   | 3   |    |
| <b>Bravo (198) '07-</b>                          |   |  | L/R |  |  | NOTE        | METELLI ref. | ABS     | A  | B  | C  | D   | E   | F    | H    | I  | L | M   | Fig |    |
| 1.4 16v (66 kW) Eng. 192B2.000                   |    | 03/07-  |     | •   |   |             | 13-0271      |         |    |    | 20 | 68  | 100 |      |      |    |   |     |     |    |
|  |    | 03/07-  |     | •   |   |             | 15-1396      |         | 25 | 22 | 51 | 79  | 47  |      |      |    |   | 4   | 1   |    |
| 1.4 T. (88 kW) Eng. 198A4.000                    |   | 07-   |     | •   |   |             | 13-0191      |         |    |    | 25 | 90  | 107 |      |      |    |   |     |     |    |
|  |  | 07-   |     | •   |   |             | 15-1387      |         | 25 | 26 | 51 | 91  | 48  |      |      |    |   | 4   | 1   |    |
| 1.4 T-Jet (110 kW) Eng. 198A1.000                |  | 07-   |     | •   |   |             | 13-0191      |         |    |    | 25 | 90  | 107 |      |      |    |   |     |     |    |
|  |  | 07-   |     | •   |   |             | 15-1387      |         | 25 | 26 | 51 | 91  | 48  |      |      |    |   | 4   | 1   |    |
| 1.6 MJT (66 kW) Eng. 198A3.000/ A6.000           |  | 09-   |     | •   |   |             | 13-0191      |         |    |    | 25 | 90  | 107 |      |      |    |   |     |     |    |
|  |   | 10-   |     | •   |   |             | 13-0460      |         |    |    | 25 | 78  | 130 |      |      |    |   |     |     |    |
|  |  | 09-10   |     |   | •   |             |              | 15-1387 |    | 25 | 26 | 51  | 91  | 48   |      |    |   |     | 4   | 1  |
|  |   | 10-   |     |   | •   |             |              | 15-1687 |    | 25 | 25 | 51  | 87  | 47,1 |      |    |   |     | 4   | 1  |
| 1.6 MJT (77 kW) Eng. 198A1.000                   |  | 07-7/08   |     | •   |   | M/T         | 13-0191      |         |    |    | 25 | 90  | 107 |      |      |    |   |     |     |    |
|  |   | 8/08-   |     | •   |   | M/T         | 13-0460      |         |    |    | 25 | 78  | 130 |      |      |    |   |     |     |    |
|  |  | 07-7/08   |     |   | •   |             | M/T          | 15-1387 |    | 25 | 26 | 51  | 91  | 48   |      |    |   |     | 4   | 1  |
|  |   | 8/08-   |     |   | •   |             | M/T          | 15-1687 |    | 25 | 25 | 51  | 87  | 47,1 |      |    |   |     | 4   | 1  |












| <b>Bravo (198) '07-</b>                        |   |    | L/R |    |    | NOTE          | METELLI ref.   | ABS            | A  | B  | C    | D    | E    | F    | H | I    | L   | M   | Fig |   |  |
|--|---|---|-----|---|--|---------------|----------------|----------------|----|----|------|------|------|------|---|------|-----|-----|-----|---|--|
| 1.6 MJT (85 kW) Eng. 955A4.000                 |    | 08-   |     | •   |  | M/T           | <b>13-0460</b> |                |    |    | 25   | 78   | 130  |      |   |      |     |     |     |   |  |
|  |    | 08-   |     | •   |  | M/T           | <b>15-1687</b> |                | 25 | 25 | 51   | 87   | 47,1 |      |   |      |     | 4   | 1   |   |  |
| 1.6 MJT (88 kW) Eng. 198A2.000                 |    | 08-7/08   |     | •   |  | M/T           | <b>13-0191</b> |                |    |    | 25   | 90   | 107  |      |   |      |     |     |     |   |  |
|  |   | 8/08-   |     | •   |  | M/T           | <b>13-0460</b> |                |    |    | 25   | 78   | 130  |      |   |      |     |     |     |   |  |
|  |    | 08-7/08   |     | •   |  | M/T           | <b>15-1387</b> |                | 25 | 26 | 51   | 91   | 48   |      |   |      |     |     | 4   | 1 |  |
|  |   | 8/08-   |     | •   |  | M/T           | <b>15-1687</b> |                | 25 | 25 | 51   | 87   | 47,1 |      |   |      |     |     | 4   | 1 |  |
|  |    | 08-   | L   |   |  |               | M/T            | <b>17-0836</b> |    | 25 | 25   |      | 91   | 85,8 |   | 84,3 | 75  | 632 | s3  |   |  |
|  |   | 08-   | R   |   |  |               | M/T            | <b>17-0837</b> |    | 25 | 25   |      | 91   | 85,8 |   | 84,3 | 377 | 932 | s4  |   |  |
| 1.9 MJT (66 kW) Eng. 192B5.000                 |    | 07-08   |     | •   |  |               | <b>13-0191</b> |                |    |    | 25   | 90   | 107  |      |   |      |     |     |     |   |  |
|  |    | 07-08   |     | •   |  |               | <b>15-1387</b> |                | 25 | 26 | 51   | 91   | 48   |      |   |      |     | 4   | 1   |   |  |
| 1.9 MJT (85 kW) Eng. 192B4.000/ 192A1.000      |    | 07-7/08   |     | •   |  | Vett -4014492 | <b>13-0191</b> |                |    |    | 25   | 90   | 107  |      |   |      |     |     |     |   |  |
|  |   | 8/08-   |     | •   |  | Vett 4014493- | <b>13-0460</b> |                |    |    | 25   | 78   | 130  |      |   |      |     |     |     |   |  |
|  |    | 07-7/08   |     | •   |  | Vett -4014492 | <b>15-1387</b> |                | 25 | 26 | 51   | 91   | 48   |      |   |      |     |     | 4   | 1 |  |
|  |   | 8/08-   |     | •   |  | Vett 4014493- | <b>15-1687</b> |                | 25 | 25 | 51   | 87   | 47,1 |      |   |      |     |     | 4   | 1 |  |
| 1.9 MJT (88 kW) Eng. 192A8.000                 |    | 07-7/08   |     | •   |  | Vett -4014492 | <b>13-0191</b> |                |    |    | 25   | 90   | 107  |      |   |      |     |     |     |   |  |
|  |   | 8/08-   |     | •   |  | Vett 4014493- | <b>13-0460</b> |                |    |    | 25   | 78   | 130  |      |   |      |     |     |     |   |  |
|  |    | 07-7/08   |     | •   |  | Vett -4014492 | <b>15-1387</b> |                | 25 | 26 | 51   | 91   | 48   |      |   |      |     |     | 4   | 1 |  |
|  |   | 8/08-   |     | •   |  | Vett 4014493- | <b>15-1687</b> |                | 25 | 25 | 51   | 87   | 47,1 |      |   |      |     |     | 4   | 1 |  |
| 1.9 MJT 16v (110 kW) Eng. 937A5.000            |    | 07-   |     | •   |  |               | <b>13-0093</b> |                |    |    | 25   | 90   | 107  |      |   |      |     |     |     |   |  |
|  |    | 07-   |     | •   |  |               | <b>15-1388</b> |                | 25 | 26 | 59   | 91   | 48   |      |   |      |     | 4   | 1   |   |  |
| 2.0 MJT 16v (121 kW) Eng. 198A5.000/ 844A2.000 |   | 09-   |     | •   |  |               | <b>13-0497</b> |                |    |    | 27   | 98   | 140  |      |   |      |     |     |     |   |  |
|  |  | 09-   |     | •   |  |               | <b>15-1732</b> |                | 27 | 27 | 58,9 | 99,9 | 47,8 |      |   |      |     | 4   | 1   |   |  |
| <b>Campagnola '74-'89</b>                      |   |  | L/R |  |  | NOTE          | METELLI ref.   | ABS            | A  | B  | C    | D    | E    | F    | H | I    | L   | M   | Fig |   |  |
| 2.0 (59 kW) Eng. 132AZ2.000                    |  | 6/74-   |     | •   | •  |               | <b>14-0002</b> |                |    |    | 25   | 62   | 81   |      |   |      |     |     |     |   |  |
|  |  | 6/74-   |     | •   | •  |               | <b>16-1002</b> |                |    | 25 |      | 100  |      |      |   |      |     |     |     |   |  |
| <b>Cinquecento (170) '91-'98</b>               |   |  | L/R |  |  | NOTE          | METELLI ref.   | ABS            | A  | B  | C    | D    | E    | F    | H | I    | L   | M   | Fig |   |  |
| 0.7 (23 kW) Eng. 170A.000                      |  | 91-97   |     | •   |  |               | <b>13-0058</b> |                |    |    | 20   | 68   | 80   |      |   |      |     |     |     |   |  |
|  |  | 91-97   |     | •   |  |               | <b>15-1067</b> |                | 22 | 20 | 71,4 | 72   | 41   |      |   |      |     | 4a  | 3   |   |  |
| 0.7 i (22 kW) Eng. 170A.046                    |  | 94-98   |     | •   |  |               | <b>13-0058</b> |                |    |    | 20   | 68   | 80   |      |   |      |     |     |     |   |  |
|  |  | 94-98   |     | •   |  |               | <b>15-1067</b> |                | 22 | 20 | 71,4 | 72   | 41   |      |   |      |     | 4a  | 3   |   |  |










































































| <b>Coupe (FA/175) '93-</b>  |   |  | L/R |  |  | NOTE              | METELLI ref. | ABS     | A  | B  | C    | D   | E  | F   | H | I  | L | M   | Fig |   |
|---|---|---|-----|---|---|-------------------|--------------|---------|----|----|------|-----|----|-----|---|----|---|-----|-----|---|
| 2.0 20v (108 kW) Eng. 182A1.000   |    | 3/96-   |     | •   |   | +ABS              | 13-0149      |         |    |    | 25   | 86  | 96 |     |   |    |   |     |     |   |
|   |    | 3/96-   |     |   | •   |                   | 14-0019      |         |    |    | 25   | 62  | 81 |     |   |    |   |     |     |   |
|   |    | 3/96-   |     | •   |   | +ABS              | 15-1212      | 44      | 25 | 25 | 52   | 90  | 47 |     |   |    |   | 4   | 3   |   |
|   |    | 3/96-   |     |   | •   |                   | 16-1020      |         |    | 25 |      | 100 |    |     |   |    |   |     |     |   |
|   |    | 3/96-   | L/R |   |   |                   | +ABS         | 17-0244 | 44 | 25 | 25   |     | 90 | 100 |   | 85 |   | 478 | s10 |   |
|   |   | 3/96-   | L/R |   |   |                   | -ABS         | 17-0243 |    | 25 | 25   |     | 90 | 100 |   | 85 |   | 485 | s10 |   |
| 2.0 20v (113 kW) Eng. 182B3.000   |    | 98-   |     | •   |   | +ABS              | 13-0149      |         |    |    | 25   | 86  | 96 |     |   |    |   |     |     |   |
|   |    | 98-   |     |   | •   |                   | 14-0019      |         |    |    | 25   | 62  | 81 |     |   |    |   |     |     |   |
|   |    | 98-   |     | •   |   | +ABS              | 15-1212      | 44      | 25 | 25 | 52   | 90  | 47 |     |   |    |   | 4   | 3   |   |
|   |    | 98-   |     |   | •   |                   | 16-1020      |         |    | 25 |      | 100 |    |     |   |    |   |     |     |   |
| 2.0 20v T. (162 kW) Eng. 175A3.000  |    | 8/96-   |     | •   |   | +ABS              | 13-0133      |         |    |    | 24   | 92  | 84 |     |   |    |   |     |     |   |
|   |    | 8/96-   |     |   | •   | +ABS              | 14-0002      |         |    |    | 25   | 62  | 81 |     |   |    |   |     |     |   |
|   |    | 8/96-   |     | •   |   | +ABS              | 15-1153      | 44      | 25 | 28 | 56   | 98  | 47 |     |   |    |   | 4   | 3   |   |
|   |    | 8/96-   |     |   | •   | +ABS              | 16-1002      |         |    | 25 |      | 100 |    |     |   |    |   |     |     |   |
| <b>Croma (154) '85-'96</b>  |   |  | L/R |  |  | NOTE              | METELLI ref. | ABS     | A  | B  | C    | D   | E  | F   | H | I  | L | M   | Fig |   |
| 1.6 (61 kW) Eng. 154A.048   |    | 85-90   |     | •   |   | -ABS              | 13-0089      |         |    |    | 25   | 86  | 96 |     |   |    |   |     |     |   |
|   |    | 85-90   |     |   | •   |                   | 14-0002      |         |    |    | 25   | 62  | 81 |     |   |    |   |     |     |   |
|   |    | 85-90   |     | •   |   | -ABS              | 15-1103      |         | 25 | 25 | 54,5 | 90  | 47 |     |   |    |   | 11  | 2   |   |
|   |    | 85-90   |     |   | •   |                   | 16-1002      |         |    | 25 |      | 100 |    |     |   |    |   |     |     |   |
| 1.9 TD i.d. (66 kW) Eng. 154C6.000  |  | 89-92   |     | •   |   | +/-ABS            | 13-0020      |         |    |    | 25   | 86  | 96 |     |   |    |   |     |     |   |
|   |   | 89-92   |     | •   |   | -ABS, Ch -0189806 | 13-0089      |         |    |    | 25   | 86  | 96 |     |   |    |   |     |     |   |
|   |  | 89-92   |     |   | •   |                   |              | 14-0002 |    |    |      | 25  | 62 | 81  |   |    |   |     |     |   |
|   |   | 89-92   |     | •   |   | +ABS, Ch -0189806 | 15-1094      | 90      | 25 | 25 | 54,5 | 90  | 47 |     |   |    |   | 11  | 2   |   |
|   |  | 89-92   |     | •   |   | +ABS, Ch 0189807- | 15-1093      | 44      | 25 | 25 | 52   | 90  | 47 |     |   |    |   |     | 4   | 2 |
|   |   | 89-92   |     | •   |   | +ABS, Ch 0189807- | 15-1095      | 90      | 25 | 25 | 52   | 90  | 47 |     |   |    |   |     | 4   | 2 |
|   |   | 89-92   |     | •   |   | -ABS, Ch -0189806 | 15-1103      |         | 25 | 25 | 54,5 | 90  | 47 |     |   |    |   |     | 11  | 2 |
|   |   | 89-92   |     | •   |   | -ABS, Ch 0189807- | 15-1016      |         | 25 | 25 | 52   | 90  | 47 |     |   |    |   |     | 4   | 2 |
|  | 89-92   |   |     | •   |   | 16-1002           |              |         | 25 |    | 100  |     |    |     |   |    |   |     |     |   |


































| Croma (154) '85-'96   |   |  | L/R   |  |  | NOTE                | METELLI ref.      | ABS                 | A       | B  | C   | D    | E    | F  | H  | I | L | M | Fig |    |   |
|---|---|---|---|---|---|---------------------|-------------------|---------------------|---------|----|-----|------|------|----|----|---|---|---|-----|----|---|
| 2.0 i.e. (85 kW) Eng. 154C3.046/ 834B.146   |    | 1/93-96   |   | ●   |   | +ABS, Ch 2025079-   | 13-0020           |                     |         |    | 25  | 86   | 96   |    |    |   |   |   |     |    |   |
|   |   | 87-1/93   |   | ●   |   | +/-ABS, Ch 0189807- | 13-0020           |                     |         |    | 25  | 86   | 96   |    |    |   |   |   |     |    |   |
|   |   | 87-1/93   |   | ●   |   |                     | -ABS, Ch -0189806 | 13-0089             |         |    |     | 25   | 86   | 96 |    |   |   |   |     |    |   |
|   |    | 87-96   |   |   | ●   |                     |                   | 14-0002             |         |    |     | 25   | 62   | 81 |    |   |   |   |     |    |   |
|   |   |  | 1/93-96   |   | ●   |                     | +ABS, Ch 2025079- | 15-1155             | 44      | 27 | 25  | 60   | 87   | 49 |    |   |   |   |     | 4  | 2 |
|   |   |   | 1/93-96   |   | ●   |                     |                   | -ABS, Ch 2025079-   | 15-1154 |    | 27  | 25   | 60   | 90 | 49 |   |   |   |     | 4  | 2 |
|   |   |   | 87-1/93   |   | ●   |                     |                   | +ABS, Ch -0189806   | 15-1094 | 90 | 25  | 25   | 54,5 | 90 | 47 |   |   |   |     | 11 | 2 |
|   |   |   | 87-1/93   |   | ●   |                     |                   | +ABS, Ch 0189807-   | 15-1093 | 44 | 25  | 25   | 52   | 90 | 47 |   |   |   |     | 4  | 2 |
|   |   |   | 87-1/93   |   | ●   |                     |                   | +ABS, Ch 0189807-   | 15-1095 | 90 | 25  | 25   | 52   | 90 | 47 |   |   |   |     | 4  | 2 |
|   |   |   | 87-1/93   |   | ●   |                     |                   | -ABS, Ch -0189806   | 15-1103 |    | 25  | 25   | 54,5 | 90 | 47 |   |   |   |     | 11 | 2 |
|   |   |   | 87-1/93   |   | ●   |                     |                   | -ABS, Ch 0189807-   | 15-1016 |    | 25  | 25   | 52   | 90 | 47 |   |   |   |     | 4  | 2 |
|   | 87-96   |   |   | ●   |   |                     | 16-1002           |                     |         | 25 |     | 100  |      |    |    |   |   |   |     |    |   |
|   | 2.0 i.e. (88 kW) Eng. 834B.000  |  | 87-92   |   | ●   |                     | +ABS              | 13-0020             |         |    |     | 25   | 86   | 96 |    |   |   |   |     |    |   |
|   |   |   | 87-92   |   | ●   |                     |                   | -ABS, Ch -0189806   | 13-0089 |    |     |      | 25   | 86 | 96 |   |   |   |     |    |   |
| 87-92   |   |   |   |   | ●   |                     |                   | 14-0002             |         |    |     | 25   | 62   | 81 |    |   |   |   |     |    |   |
|    |   | 87-92   |   | ●   |   |                     | +ABS, Ch -0189806 | 15-1094             | 90      | 25 | 25  | 54,5 | 90   | 47 |    |   |   |   | 11  | 2  |   |
|   |   | 87-92   |   | ●   |   |                     | +ABS, Ch 0189807- | 15-1093             | 44      | 25 | 25  | 52   | 90   | 47 |    |   |   |   | 4   | 2  |   |
|   |   | 87-92   |   | ●   |   |                     | +ABS, Ch 0189807- | 15-1095             | 90      | 25 | 25  | 52   | 90   | 47 |    |   |   |   | 4   | 2  |   |
|   |   | 87-92   |   | ●   |   |                     | -ABS, Ch -0189806 | 15-1103             |         | 25 | 25  | 54,5 | 90   | 47 |    |   |   |   | 11  | 2  |   |
|   |   | 87-92   |   | ●   |   |                     | -ABS, Ch 0189807- | 15-1016             |         | 25 | 25  | 52   | 90   | 47 |    |   |   |   | 4   | 2  |   |
|   |   | 87-92   |   |   | ●   |                     |                   | 16-1002             |         |    | 25  |      | 100  |    |    |   |   |   |     |    |   |
|   |   | 2.0 i.e. T. (110 kW) Eng. 834C.146/ 154C4.046                                     |  | 1/93-96   |   | ●                   |                   | +/-ABS, Ch 2025079- | 13-0020 |    |     |      | 25   | 86 | 96 |   |   |   |     |    |   |
| 87-1/93   |   |   |   | ●   |   |                     | +ABS              | 13-0020             |         |    |     | 25   | 86   | 96 |    |   |   |   |     |    |   |
| 87-1/93   |   |   |   | ●   |   |                     | -ABS, Ch -0189806 | 13-0089             |         |    |     | 25   | 86   | 96 |    |   |   |   |     |    |   |
|  | 87-96   |   |   |   | ●   |                     |                   | 14-0002             |         |    |     | 25   | 62   | 81 |    |   |   |   |     |    |   |
|   |  |   | 1/93-96   |   | ●   |                     | +ABS, Ch 2025079- | 15-1155             | 44      | 27 | 25  | 60   | 87   | 49 |    |   |   |   |     | 4  | 2 |
|   |   |   | 1/93-96   |   | ●   |                     |                   | -ABS, Ch 2025079-   | 15-1154 |    | 27  | 25   | 60   | 90 | 49 |   |   |   |     | 4  | 2 |
|   |   |   | 87-1/93   |   | ●   |                     |                   | +ABS, Ch -0189806   | 15-1094 | 90 | 25  | 25   | 54,5 | 90 | 47 |   |   |   |     | 11 | 2 |
|   |   |   | 87-1/93   |   | ●   |                     |                   | +ABS, Ch 0189807-   | 15-1093 | 44 | 25  | 25   | 52   | 90 | 47 |   |   |   |     | 4  | 2 |
|   |   |   | 87-1/93   |   | ●   |                     |                   | +ABS, Ch 0189807-   | 15-1095 | 90 | 25  | 25   | 52   | 90 | 47 |   |   |   |     | 4  | 2 |
|   |   |   | 87-1/93   |   | ●   |                     |                   | -ABS, Ch -0189806   | 15-1103 |    | 25  | 25   | 54,5 | 90 | 47 |   |   |   |     | 11 | 2 |
|   |   | 87-1/93   |   | ●   |   |                     | -ABS, Ch 0189807- | 15-1016             |         | 25 | 25  | 52   | 90   | 47 |    |   |   |   | 4   | 2  |   |
| 87-96   |   |   | ●   |   |   | 16-1002             |                   |                     | 25      |    | 100 |      |      |    |    |   |   |   |     |    |   |
























| Croma (154) '85-'96   |   |    | L/R   |  |  | NOTE              | METELLI ref.      | ABS     | A  | B  | C    | D    | E  | F  | H | I | L | M | Fig |    |
|---|---|---|-------|---|---|-------------------|-------------------|---------|----|----|------|------|----|----|---|---|---|---|-----|----|
| 2.0 i.e. T. (111 kW) Eng. 834C.146  |  | 86-91   |       | ●   |   | +/-ABS            | 13-0020           |         |    |    | 25   | 86   | 96 |    |   |   |   |   |     |    |
|   |   | 86-91   |       | ●   |   | -ABS, Ch -0189806 | 13-0089           |         |    |    | 25   | 86   | 96 |    |   |   |   |   |     |    |
|   |  | 86-91   |       |   | ●   |                   |                   | 14-0002 |    |    |      | 25   | 62 | 81 |   |   |   |   |     |    |
|   |   |    | 86-91 |   | ●   |                   | +ABS, Ch -0189806 | 15-1094 | 90 | 25 | 25   | 54,5 | 90 | 47 |   |   |   |   | 11  | 2  |
|   | 86-91   |   |       | ●   |   | +ABS, Ch 0189807- | 15-1093           | 44      | 25 | 25 | 52   | 90   | 47 |    |   |   |   |   | 4   | 2  |
|   | 86-91   |   |       | ●   |   | +ABS, Ch 0189807- | 15-1095           | 90      | 25 | 25 | 52   | 90   | 47 |    |   |   |   |   | 4   | 2  |
|   | 86-91   |   |       | ●   |   | -ABS, Ch -0189806 | 15-1103           |         | 25 | 25 | 54,5 | 90   | 47 |    |   |   |   |   | 11  | 2  |
|   |  | 86-91   |       | ●   |   | -ABS, Ch 0189807- | 15-1016           |         | 25 | 25 | 52   | 90   | 47 |    |   |   |   |   | 4   | 2  |
| 86-91   |   |   |       | ●   |   |                   | 16-1002           |         |    | 25 |      | 100  |    |    |   |   |   |   |     |    |
| 2.0 i.e. T. (114 kW) Eng. 154A2.000   |  | 85-91   |       | ●   |   | +/-ABS            | 13-0020           |         |    |    | 25   | 86   | 96 |    |   |   |   |   |     |    |
|   |   | 85-91   |       | ●   |   | -ABS, Ch -0189806 | 13-0089           |         |    |    | 25   | 86   | 96 |    |   |   |   |   |     |    |
|   |  | 85-91   |       |   | ●   |                   |                   | 14-0002 |    |    |      | 25   | 62 | 81 |   |   |   |   |     |    |
|   |   |    | 85-91 |   | ●   |                   | +ABS, Ch -0189806 | 15-1094 | 90 | 25 | 25   | 54,5 | 90 | 47 |   |   |   |   |     | 11 |
|   | 85-91   |   |       | ●   |   | +ABS, Ch 0189807- | 15-1093           | 44      | 25 | 25 | 52   | 90   | 47 |    |   |   |   |   | 4   | 2  |
|   | 85-91   |   |       | ●   |   | +ABS, Ch 0189807- | 15-1095           | 90      | 25 | 25 | 52   | 90   | 47 |    |   |   |   |   | 4   | 2  |
|   | 85-91   |   |       | ●   |   | -ABS, Ch -0189806 | 15-1103           |         | 25 | 25 | 54,5 | 90   | 47 |    |   |   |   |   | 11  | 2  |
|   |  | 85-91   |       | ●   |   | -ABS, Ch 0189807- | 15-1016           |         | 25 | 25 | 52   | 90   | 47 |    |   |   |   |   | 4   | 2  |
| 85-91   |   |   |       | ●   |   |                   | 16-1002           |         |    | 25 |      | 100  |    |    |   |   |   |   |     |    |
| 2.5 D (55 kW) Eng. 8144.67  |  | 85-   |       | ●   |   | -ABS, Ch -0189806 | 13-0089           |         |    |    | 25   | 86   | 96 |    |   |   |   |   |     |    |
|   |   | -89   |       | ●   |   | +/-ABS            | 13-0020           |         |    |    | 25   | 86   | 96 |    |   |   |   |   |     |    |
|   |  | 85-89   |       |   | ●   |                   |                   | 14-0002 |    |    |      | 25   | 62 | 81 |   |   |   |   |     |    |
|   |   |  | 85-   |   | ●   |                   | +ABS, Ch -0189806 | 15-1094 | 90 | 25 | 25   | 54,5 | 90 | 47 |   |   |   |   |     | 11 |
|   | 85-   |   |       | ●   |   | -ABS, Ch -0189806 | 15-1103           |         | 25 | 25 | 54,5 | 90   | 47 |    |   |   |   |   | 11  | 2  |
|   | -89   |   |       | ●   |   | +ABS, Ch 0189807- | 15-1093           | 44      | 25 | 25 | 52   | 90   | 47 |    |   |   |   |   | 4   | 2  |
|   | -89   |   |       | ●   |   | +ABS, Ch 0189807- | 15-1095           | 90      | 25 | 25 | 52   | 90   | 47 |    |   |   |   |   | 4   | 2  |
|  | -89   |   | ●     |   | -ABS, Ch 0189807-   | 15-1016           |                   | 25      | 25 | 52 | 90   | 47   |    |    |   |   |   | 4 | 2   |    |
|   | 85-89   |   |       | ●   |   |                   | 16-1002           |         |    | 25 |      | 100  |    |    |   |   |   |   |     |    |





























| <b>Croma (154) '85-'96</b>  |   |    | L/R |    |    | NOTE                | METELLI ref.      | ABS            | A  | B  | C    | D    | E    | F  | H  | I     | L    | M   | Fig |   |
|---|---|---|-----|---|--|---------------------|-------------------|----------------|----|----|------|------|------|----|----|-------|------|-----|-----|---|
| 2.5 TD (74 kW) Eng. 8144.91.2000  |    | 85-   |     | •   |  | -ABS, Ch -0189806   | <b>13-0089</b>    |                |    |    | 25   | 86   | 96   |    |    |       |      |     |     |   |
|   |   | -89   |     | •   |  | +/-ABS              | <b>13-0020</b>    |                |    |    | 25   | 86   | 96   |    |    |       |      |     |     |   |
|   |    | 85-89   |     |   | •  |                     | <b>14-0002</b>    |                |    |    | 25   | 62   | 81   |    |    |       |      |     |     |   |
|   |    | 85-   |     | •   |  |                     | +ABS, Ch -0189806 | <b>15-1094</b> | 90 | 25 | 25   | 54,5 | 90   | 47 |    |       |      |     | 11  | 2 |
|   |   | 85-   |     | •   |  |                     | -ABS, Ch -0189806 | <b>15-1103</b> |    | 25 | 25   | 54,5 | 90   | 47 |    |       |      |     | 11  | 2 |
|   |   | -89   |     | •   |  |                     | +ABS, Ch 0189807- | <b>15-1093</b> | 44 | 25 | 25   | 52   | 90   | 47 |    |       |      |     | 4   | 2 |
|   |   | -89   |     | •   |  |                     | +ABS, Ch 0189807- | <b>15-1095</b> | 90 | 25 | 25   | 52   | 90   | 47 |    |       |      |     | 4   | 2 |
|   |    | -89   |     | •   |  |                     | -ABS, Ch 0189807- | <b>15-1016</b> |    | 25 | 25   | 52   | 90   | 47 |    |       |      |     | 4   | 2 |
|  | 85-89   |   |     | •   |  | <b>16-1002</b>      |                   |                | 25 |    | 100  |      |      |    |    |       |      |     |     |   |
| 2.5 TD (85 kW) Eng. 8144.97Y  |    | 1/89-1/93   |     | •   |  | +/-ABS, Ch 0189807- | <b>13-0020</b>    |                |    |    | 25   | 86   | 96   |    |    |       |      |     |     |   |
|   |   | 1/93-96   |     | •   |  | +/-ABS, Ch 2025079- | <b>13-0020</b>    |                |    |    | 25   | 86   | 96   |    |    |       |      |     |     |   |
|   |   | 89-   |     | •   |  |                     | -ABS, Ch -0189806 | <b>13-0089</b> |    |    |      | 25   | 86   | 96 |    |       |      |     |     |   |
|   |    | 89-96   |     |   | •  |                     | <b>14-0002</b>    |                |    |    | 25   | 62   | 81   |    |    |       |      |     |     |   |
|   |    | -1/93   |     | •   |  |                     | +ABS, Ch 0189807- | <b>15-1093</b> | 44 | 25 | 25   | 52   | 90   | 47 |    |       |      |     | 4   | 2 |
|   |   | -1/93   |     | •   |  |                     | +ABS, Ch 0189807- | <b>15-1095</b> | 90 | 25 | 25   | 52   | 90   | 47 |    |       |      |     | 4   | 2 |
|   |   | -1/93   |     | •   |  |                     | -ABS, Ch 0189807- | <b>15-1016</b> |    | 25 | 25   | 52   | 90   | 47 |    |       |      |     | 4   | 2 |
|   |   | 1/93-96   |     | •   |  |                     | +ABS, Ch 2025079- | <b>15-1155</b> | 44 | 27 | 25   | 60   | 87   | 49 |    |       |      |     | 4   | 2 |
|   |   | 1/93-96   |     | •   |  |                     | -ABS, Ch 2025079- | <b>15-1154</b> |    | 27 | 25   | 60   | 90   | 49 |    |       |      |     | 4   | 2 |
|   |   | 89-   |     | •   |  |                     | +ABS, Ch -0189806 | <b>15-1094</b> | 90 | 25 | 25   | 54,5 | 90   | 47 |    |       |      |     | 11  | 2 |
|   |    | 89-   |     | •   |  |                     | -ABS, Ch -0189806 | <b>15-1103</b> |    | 25 | 25   | 54,5 | 90   | 47 |    |       |      |     | 11  | 2 |
|   |  | 89-96   |     |   | •  |                     | <b>16-1002</b>    |                |    | 25 |      | 100  |      |    |    |       |      |     |     |   |
| 2.5 V6 (119 kW) Eng. 834G.000   |  | 4/93-96   |     | •   |  | +/-ABS              | <b>13-0020</b>    |                |    |    | 25   | 86   | 96   |    |    |       |      |     |     |   |
|   |  | 4/93-96   |     |   | •  |                     | <b>14-0002</b>    |                |    |    | 25   | 62   | 81   |    |    |       |      |     |     |   |
|   |  | 4/93-96   |     | •   |  |                     | +ABS              | <b>15-1155</b> | 44 | 27 | 25   | 60   | 87   | 49 |    |       |      |     | 4   | 2 |
|   |   | 4/93-96   |     | •   |  |                     | -ABS              | <b>15-1154</b> |    | 27 | 25   | 60   | 90   | 49 |    |       |      |     | 4   | 2 |
|   |  | 4/93-96   |     |   | •  |                     | <b>16-1002</b>    |                |    | 25 |      | 100  |      |    |    |       |      |     |     |   |
| <b>Croma (194) '05-</b>   |   |  | L/R |  |  | NOTE                | METELLI ref.      | ABS            | A  | B  | C    | D    | E    | F  | H  | I     | L    | M   | Fig |   |
| 1.8 Mpi (103 kW) Eng. 939A4.000   |  | 05-   |     | •   |  |                     | <b>13-0288</b>    |                |    |    | 22   | 76   | 113  |    |    |       |      |     |     |   |
|   |  | 05-   |     | •   |  |                     | <b>15-1420</b>    |                | 30 | 25 | 53   | 90   | 56   |    |    |       |      | 7   | 3   |   |
| 1.9 MJT (85 kW) Eng. 939A7.000  |  | 05-   |     | •   |  |                     | <b>13-0352</b>    |                |    |    | 25   | 90   | 107  |    |    |       |      |     |     |   |
|   |  | 05-   |     | •   |  |                     | <b>15-1506B</b>   |                | 30 | 26 | 54,4 | 91   | 56   |    |    |       |      | 7   | 1   |   |
|   |  | 05-   | L   |   |  |                     | M/T               | <b>17-0926</b> |    | 30 |      | 25   | 90,9 | 86 |    | 94    | 57,6 | 602 | s3  |   |
| 05-   |   | R   |     |   |  | M/T                 | <b>17-0927</b>    |                | 30 |    | 25   | 90,9 | 86   |    | 94 | 434,7 | 974  | s6  |     |   |
































| <b>Croma (194) '05-</b>             |   |  | L/R |  |  | NOTE      | METELLI ref. | ABS     | A  | B  | C    | D    | E    | F  | H    | I    | L     | M   | Fig |   |  |
|-------------------------------------|---|---|-----|---|---|-----------|--------------|---------|----|----|------|------|------|----|------|------|-------|-----|-----|---|--|
| 1.9 MJT (88 kW) Eng. 939A1.000      |    | 05-   |     | ●   |   |           | 13-0352      |         |    |    | 25   | 90   | 107  |    |      |      |       |     |     |   |  |
|                                     |    | 05-   |     | ●   |   |           | 15-1506B     |         | 30 | 26 | 54,4 | 91   | 56   |    |      |      |       | 7   | 1   |   |  |
|                                     |    | 05-   | L   |   |   | M/T       |              | 17-0926 |    | 30 |      | 25   | 90,9 | 86 |      | 94   | 57,6  | 602 | s3  |   |  |
|                                     |   | 05-   | R   |   |   | M/T       |              | 17-0927 |    | 30 |      | 25   | 90,9 | 86 |      | 94   | 434,7 | 974 | s6  |   |  |
| 1.9 MJT 16v (110 kW) Eng. 939A2.000 |    | 05-   |     | ●   |   |           | 13-0352      |         |    |    | 25   | 90   | 107  |    |      |      |       |     |     |   |  |
|                                     |    | 05-   |     | ●   |   |           | 15-1506B     |         | 30 | 26 | 54,4 | 91   | 56   |    |      |      |       | 7   | 1   |   |  |
|                                     |    | 05-   | L   |   |   | M/T       |              | 17-0926 |    | 30 |      | 25   | 90,9 | 86 |      | 94   | 57,6  | 602 | s3  |   |  |
|                                     |   | 05-   | R   |   |   | M/T       |              | 17-0927 |    | 30 |      | 25   | 90,9 | 86 |      | 94   | 434,7 | 974 | s6  |   |  |
| 2.2 Mpi 16v (108 kW) Eng. 194A1.000 |    | 05-   |     | ●   |   |           | 13-0288      |         |    |    | 22   | 76   | 113  |    |      |      |       |     |     |   |  |
|                                     |    | 05-   |     | ●   |   |           | 15-1420      |         | 30 | 25 | 53   | 90   | 56   |    |      |      |       | 7   | 3   |   |  |
| 2.4 MJT 20v (147 kW) Eng. 939A3.000 |    | 05-   |     | ●   |   |           | 13-0352      |         |    |    | 25   | 90   | 107  |    |      |      |       |     |     |   |  |
|                                     |    | 05-   |     | ●   |   |           | 15-1506B     |         | 30 | 26 | 54,4 | 91   | 56   |    |      |      |       | 7   | 1   |   |  |
| <b>Doblo I (223) '01-'05</b>        |   |  | L/R |  |  | NOTE      | METELLI ref. | ABS     | A  | B  | C    | D    | E    | F  | H    | I    | L     | M   | Fig |   |  |
| 1.2 (48 kW) Eng. 223A5.000          |    | 01-   |     | ●   |   | -ABS      | 13-0257      |         |    |    | 20   | 68   | 100  |    |      |      |       |     |     |   |  |
|                                     |    | 01-   |     | ●   |   | -ABS      | 15-1374      |         | 22 | 22 | 51   | 79   | 54,2 |    |      |      |       | 4   | 1   |   |  |
| 1.3 JTD (51 kW) Eng. 188A9.000      |    | 04-   |     | ●   |   |           | 13-0406      |         |    |    | 24   | 80   | 116  |    |      |      |       |     |     |   |  |
|                                     |    | 04-   |     | ●   |   |           | 15-1612      |         | 25 | 24 | 51   | 84,4 | 54   |    |      |      |       | 4   | 1   |   |  |
|                                     |    | 04-   | L   |   |   | -ABS, M/T |              | 17-0635 |    | 25 |      | 24   | 84,5 | 82 | 35,5 | 90   | 69,6  | 615 | s9  |   |  |
|                                     |   | 04-   | R   |   |   | -ABS, M/T |              | 17-0636 |    | 25 |      | 24   | 84,5 | 81 | 35,5 | 90   | 379   | 933 | s4  |   |  |
| 1.6 16v (68-76 kW) Eng. 182B6.000   |   | 10/01-  |     | ●   |   | -ABS      | 13-0257      |         |    |    | 20   | 68   | 100  |    |      |      |       |     |     |   |  |
|                                     |  | 10/01-  |     | ●   |   | -ABS      | 15-1374      |         | 22 | 22 | 51   | 79   | 54,2 |    |      |      |       | 4   | 1   |   |  |
| 1.9 D (46 kW) Eng. 223A6.000        |  | 01-   |     | ●   |   | -ABS      | 13-0257      |         |    |    | 20   | 68   | 100  |    |      |      |       |     |     |   |  |
|                                     |  | 01-   |     | ●   |   | -ABS      | 15-1374      |         | 22 | 22 | 51   | 79   | 54,2 |    |      |      |       | 4   | 1   |   |  |
|                                     |  | 3/01-   | L   |   |   | -ABS, M/T |              | 17-0633 |    | 22 |      |      | 79   |    | 32   | 89,4 |       | 617 | s7  |   |  |
|                                     |   | 3/01-   | R   |   |   | -ABS, M/T |              | 17-0634 |    | 22 |      |      | 79   |    | 32   | 89,4 |       | 931 | s7  |   |  |
| 1.9 JTD (74 kW) Eng. 182B9.000      |  | 01-10/03  |     | ●   |   |           | 13-0287      |         |    |    | 25   | 78   | 130  |    |      |      |       |     |     |   |  |
|                                     |   | 11/03-  |     | ●   |   |           | 13-0406      |         |    |    | 24   | 80   | 116  |    |      |      |       |     |     |   |  |
|                                     |  | 01-10/03  |     | ●   |   |           | 15-1419      |         | 25 | 24 | 51   | 84,5 | 53   |    |      |      |       |     | 4   | 1 |  |
|                                     |   | 11/03-  |     | ●   |   |           | 15-1612      |         | 25 | 24 | 51   | 84,4 | 54   |    |      |      |       |     | 4   | 1 |  |
|                                     |  | 01-   | L   |   |   | -ABS, M/T |              | 17-0635 |    | 25 |      | 24   | 84,5 | 82 | 35,5 | 90   | 69,6  | 615 | s9  |   |  |
|                                     |   | 01-   | R   |   |   | -ABS, M/T |              | 17-0636 |    | 25 |      | 24   | 84,5 | 81 | 35,5 | 90   | 379   | 933 | s4  |   |  |




























| <b>Doblo I (223) '01-'05</b>             |   |    | L/R |    |    | NOTE | METELLI ref. | ABS     | A  | B  | C    | D    | E   | F    | H  | I    | L   | M  | Fig |   |
|--|---|---|-----|---|--|------|--------------|---------|----|----|------|------|-----|------|----|------|-----|----|-----|---|
| 1.9 JTD (77 kW) Eng. 223A7.000           |    | -11/03  |     | •   |  |      | 13-0287      |         |    |    | 25   | 78   | 130 |      |    |      |     |    |     |   |
|  |   | 11/03-  |     | •   |  |      | 13-0406      |         |    |    | 24   | 80   | 116 |      |    |      |     |    |     |   |
|  |    | -11/03  |     | •   |  |      |              | 15-1419 | 25 | 24 | 51   | 84,5 | 53  |      |    |      |     |    | 4   | 1 |
|  |   | 11/03-  |     | •   |  |      |              | 15-1612 | 25 | 24 | 51   | 84,4 | 54  |      |    |      |     |    | 4   | 1 |
|  |    | 03-   | L   |   |  |      | -ABS, M/T    | 17-0635 | 25 |    | 24   | 84,5 | 82  | 35,5 | 90 | 69,6 | 615 | s9 |     |   |
|  |   | 03-   | R   |   |  |      | -ABS, M/T    | 17-0636 | 25 |    | 24   | 84,5 | 81  | 35,5 | 90 | 379  | 933 | s4 |     |   |
| <b>Doblo II (119) '05-'09</b>            |   |    | L/R |    |    | NOTE | METELLI ref. | ABS     | A  | B  | C    | D    | E   | F    | H  | I    | L   | M  | Fig |   |
| 1.3 MJT (Germany) (62 kW) Eng. 223A9.000 |    | 05-   |     | •   |  |      | 13-0406      |         |    |    | 24   | 80   | 116 |      |    |      |     |    |     |   |
|  |    | 05-   |     | •   |  |      | 15-1612      | 25      | 24 | 51 | 84,4 | 54   |     |      |    |      |     | 4  | 1   |   |
| 1.3 MJT 16v (55 kW) Eng. 199A2.000       |    | 05-   |     | •   |  |      | 13-0406      |         |    |    | 24   | 80   | 116 |      |    |      |     |    |     |   |
|  |    | 05-   |     | •   |  |      | 15-1612      | 25      | 24 | 51 | 84,4 | 54   |     |      |    |      |     | 4  | 1   |   |
| 1.4 (55 kW) Eng. 350A1.000               |    | 05-   |     | •   |  |      | 13-0257      |         |    |    | 20   | 68   | 100 |      |    |      |     |    |     |   |
|  |    | 05-   |     | •   |  |      | 15-1374      | 22      | 22 | 51 | 79   | 54,2 |     |      |    |      |     | 4  | 1   |   |
| 1.4 (57 kW) Eng. 350A1.000               |    | 05-   |     | •   |  |      | 13-0257      |         |    |    | 20   | 68   | 100 |      |    |      |     |    |     |   |
|  |    | 05-   |     | •   |  |      | 15-1374      | 22      | 22 | 51 | 79   | 54,2 |     |      |    |      |     | 4  | 1   |   |
| 1.6 16v (76 kW) Eng. 182B6.000           |    | 05-   |     | •   |  |      | 13-0257      |         |    |    | 20   | 68   | 100 |      |    |      |     |    |     |   |
|  |    | 05-   |     | •   |  |      | 15-1374      | 22      | 22 | 51 | 79   | 54,2 |     |      |    |      |     | 4  | 1   |   |
| 1.9 MJT (74 kW) Eng. 223B2.000           |   | 05-   |     | •   |  |      | 13-0406      |         |    |    | 24   | 80   | 116 |      |    |      |     |    |     |   |
|  |  | 05-   |     | •   |  |      | 15-1612      | 25      | 24 | 51 | 84,4 | 54   |     |      |    |      |     | 4  | 1   |   |
| 1.9 MJT (77 kW) Eng. 223B1.000           |  | 05-   |     | •   |  |      | 13-0406      |         |    |    | 24   | 80   | 116 |      |    |      |     |    |     |   |
|  |  | 05-   |     | •   |  |      | 15-1612      | 25      | 24 | 51 | 84,4 | 54   |     |      |    |      |     | 4  | 1   |   |
|  |  | 05-1/09   | L   |   |  |      | -ABS, M/T    | 17-0635 | 25 |    | 24   | 84,5 | 82  | 35,5 | 90 | 69,6 | 615 | s9 |     |   |
|  |   | 05-1/09   | R   |   |  |      | -ABS, M/T    | 17-0636 | 25 |    | 24   | 84,5 | 81  | 35,5 | 90 | 379  | 933 | s4 |     |   |
| 1.9 MJT (88 kW) Eng. 186A9.000           |  | 05-   |     | •   |  |      | 13-0406      |         |    |    | 24   | 80   | 116 |      |    |      |     |    |     |   |
|  |  | 05-   |     | •   |  |      | 15-1612      | 25      | 24 | 51 | 84,4 | 54   |     |      |    |      |     | 4  | 1   |   |
| <b>Doblo III (152) '10-</b>              |   |  | L/R |  |  | NOTE | METELLI ref. | ABS     | A  | B  | C    | D    | E   | F    | H  | I    | L   | M  | Fig |   |
| 1.3 MJT (66 kW) Eng. 263A2.000           |  | 10-   |     | •   |  | A/T  | 13-0093      |         |    |    | 25   | 90   | 107 |      |    |      |     |    |     |   |
|  |  | 10-   |     | •   |  | A/T  | 15-1616      | 27      | 26 | 59 | 91   | 48,6 |     |      |    |      |     | 4  | 1   |   |














































| <b>Doblo III (152) '10-</b>          |   |    | L/R |    |    | NOTE                | METELLI ref. | ABS     | A  | B  | C    | D    | E    | F    | H | I    | L  | M   | Fig |    |   |
|--------------------------------------|---|---|-----|---|--|---------------------|--------------|---------|----|----|------|------|------|------|---|------|----|-----|-----|----|---|
| 1.4 (70 kW) Eng. 843A1.000           |    | 10-   |     | •   |  | A/T                 | 13-0093      |         |    |    | 25   | 90   | 107  |      |   |      |    |     |     |    |   |
|                                      |   | 10-   |     | •   |  | M/T                 | 13-0271      |         |    |    | 20   | 68   | 100  |      |   |      |    |     |     |    |   |
|                                      |    | 10-   |     | •   |  | A/T                 | 15-1616      |         | 27 | 26 | 59   | 91   | 48,6 |      |   |      |    |     | 4   | 1  |   |
|                                      |   | 10-   |     | •   |  | M/T                 | 15-1396      |         | 25 | 22 | 51   | 79   | 47   |      |   |      |    |     | 4   | 1  |   |
| 1.6 MJT (66 kW) Eng. 263A4.000       |    | 10-   |     | •   |  | Payload Standard    | 13-0191      |         |    |    | 25   | 90   | 107  |      |   |      |    |     |     |    |   |
|                                      |   | 10-   |     | •   |  | Payload Standard    | 15-1387      |         | 25 | 26 | 51   | 91   | 48   |      |   |      |    |     | 4   | 1  |   |
| 1.6 MJT (77 kW) Eng. 198A3.000       |    | 10-   |     | •   |  | Payload Standard    | 13-0191      |         |    |    | 25   | 90   | 107  |      |   |      |    |     |     |    |   |
|                                      |   | 10-   |     | •   |  | Payload Standard    | 15-1387      |         | 25 | 26 | 51   | 91   | 48   |      |   |      |    |     | 4   | 1  |   |
| 2.0 MJT (99 kW) Eng. 263A1.000       |    | 10-   |     | •   |  |                     | 13-0093      |         |    |    | 25   | 90   | 107  |      |   |      |    |     |     |    |   |
|                                      |   | 10-   |     | •   |  |                     |              | 15-1616 |    | 27 | 26   | 59   | 91   | 48,6 |   |      |    |     | 4   | 1  |   |
| <b>Duna (146 B), Weekend '87-'91</b> |   |    | L/R |    |    | NOTE                | METELLI ref. | ABS     | A  | B  | C    | D    | E    | F    | H | I    | L  | M   | Fig |    |   |
| 1.1 60 (43 kW) Eng. 146A6.000        |    | 1/87-90   |     | •   |  | Ch 2511998-, Brazil | 13-0002      |         |    |    | 20   | 68   | 80   |      |   |      |    |     |     |    |   |
|                                      |   | 3/88-90   |     | •   |  |                     |              | 13-0056 |    |    |      | 20   | 68   | 80   |   |      |    |     |     |    |   |
|                                      |    | 1/87-90   |     | •   |  | Ch 2511998-, Brazil | 15-1002      |         | 22 | 20 | 48,1 | 80   | 55   |      |   |      |    |     |     | 4  | 3 |
|                                      |   | 3/88-90   |     | •   |  |                     |              | 15-1065 |    | 22 | 20   | 48,1 | 80   | 55   |   |      |    |     |     | 4  | 3 |
| 1.3 70 (49 kW) Eng. 146A5.000        |    | 1/87-90   |     | •   |  | Ch 2511998-, Brazil | 13-0002      |         |    |    | 20   | 68   | 80   |      |   |      |    |     |     |    |   |
|                                      |   | 3/88-90   |     | •   |  |                     |              | 13-0056 |    |    |      | 20   | 68   | 80   |   |      |    |     |     |    |   |
|                                      |    | 1/87-90   |     | •   |  | Ch 2511998-, Brazil | 15-1002      |         | 22 | 20 | 48,1 | 80   | 55   |      |   |      |    |     |     | 4  | 3 |
|                                      |   | 3/88-90   |     | •   |  |                     |              | 15-1065 |    | 22 | 20   | 48,1 | 80   | 55   |   |      |    |     |     | 4  | 3 |
| 1.7 D (44 kW) Eng. 149B3.000         |   | 1/87-90   |     | •   |  | Ch 2511998-, Brazil | 13-0002      |         |    |    | 20   | 68   | 80   |      |   |      |    |     |     |    |   |
|                                      |   | 3/88-90   |     | •   |  |                     |              | 13-0056 |    |    |      | 20   | 68   | 80   |   |      |    |     |     |    |   |
|                                      |  | 1/87-90   |     | •   |  | Ch 2511998-, Brazil | 15-1002      |         | 22 | 20 | 48,1 | 80   | 55   |      |   |      |    |     |     | 4  | 3 |
|                                      |   | 3/88-90   |     | •   |  |                     |              | 15-1065 |    | 22 | 20   | 48,1 | 80   | 55   |   |      |    |     |     | 4  | 3 |
| <b>Grande Punto IV (199) '05-</b>    |   |  | L/R |  |  | NOTE                | METELLI ref. | ABS     | A  | B  | C    | D    | E    | F    | H | I    | L  | M   | Fig |    |   |
| 1.2 (48 kW) Eng. 199A4.000           |  | 05-   |     | •   |  |                     | 13-0394      |         |    |    | 20   | 68   | 100  |      |   |      |    |     |     |    |   |
|                                      |   | 05-   |     | •   |  | Gkn                 | 13-0393      |         |    |    | 22   | 72   | 127  |      |   |      |    |     |     |    |   |
|                                      |  | 05-   |     | •   |  |                     |              | 15-1594 |    | 22 | 27   | 51   | 75,4 | 40,5 |   |      |    |     |     | 4a | 3 |
|                                      |   | 05-   |     | •   |  | Gkn                 |              | 15-1593 |    | 22 | 21   | 51   | 75,1 | 40,5 |   |      |    |     |     | 4a | 1 |
|                                      |  | 05-1/07   | L   |   |  |                     |              | 17-0797 |    | 22 |      | 22   | 75,5 | 72,7 |   | 79,5 | 61 | 649 | s3  |    |   |
|                                      |   | 05-1/07   | R   |   |  |                     |              | 17-0798 |    | 22 |      | 22   | 75,5 | 72,7 |   | 79,5 | 61 | 894 | s3  |    |   |
|                                      |   | 2/07-   | L   |   |  |                     |              | 17-0799 |    | 22 |      | 22   | 75,1 | 72,7 |   | 79,5 | 61 | 650 | s3  |    |   |
|                                      |   | 2/07-   | R   |   |  |                     |              | 17-0800 |    | 22 |      | 22   | 75,1 | 72,7 |   | 79,5 | 61 | 887 | s3  |    |   |
























| Grande Punto IV (199) '05-         |    | L/R |  |  | NOTE             | METELLI ref. | ABS | A  | B  | C  | D    | E    | F | H    | I     | L   | M  | Fig |   |  |
|------------------------------------|---|-----|---|---|------------------|--------------|-----|----|----|----|------|------|---|------|-------|-----|----|-----|---|--|
| 1.2 (51 kW) Eng. 169A4.000         |    | 10- |   | •   | Gkn              | 13-0393      |     |    |    | 22 | 72   | 127  |   |      |       |     |    |     |   |  |
|                                    |    | 10- |   | •   | Gkn              | 15-1593      |     | 22 | 21 | 51 | 75,1 | 40,5 |   |      |       |     | 4a | 1   |   |  |
| 1.3 MJT 16v (55 kW) Eng. 199A2.000 |    | 05- |   | •   | Ch -2020071      | 13-0392      |     |    |    | 25 | 78   | 130  |   |      |       |     |    |     |   |  |
|                                    |    | 05- |   | •   | Ch -2020071      | 15-1592      |     | 25 | 23 | 51 | 82,1 | 48,2 |   |      |       |     | 4  | 1   |   |  |
|                                    |    | 05- | L   |   | Ch -2020071      | 17-0803      |     | 25 |    | 24 | 82,1 | 80   |   | 84,5 | 67,9  | 625 | s3 |     |   |  |
|                                    |   | 05- | R   |   | Ch -2020071      | 17-0804      |     | 25 |    | 24 | 82,1 | 79,2 |   | 84,5 | 379,5 | 907 | s4 |     |   |  |
| 1.3 MJT 16v (66 kW) Eng. 199A3.000 |    | 05- |   | •   | 6Sp, Ch -2020071 | 13-0392      |     |    |    | 25 | 78   | 130  |   |      |       |     |    |     |   |  |
|                                    |   | 05- |   | •   | 5Sp, Ch -2020071 | 13-0287      |     |    |    | 25 | 78   | 130  |   |      |       |     |    |     |   |  |
|                                    |    | 05- |   | •   | 6Sp, Ch -2020071 | 15-1592      |     | 25 | 23 | 51 | 82,1 | 48,2 |   |      |       |     | 4  | 1   |   |  |
|                                    |   | 05- |   | •   | 5Sp, Ch -2020071 | 15-1449      |     | 25 | 24 | 51 | 84   | 46   |   |      |       |     |    | 4   | 1 |  |
|                                    |    | 05- | L   |   | Ch -2020071      | 17-0801      |     | 25 |    | 25 | 82,1 | 79,5 |   | 84,5 | 57,2  | 569 | s3 |     |   |  |
|                                    |   | 05- | R   |   | Ch -2020071      | 17-0802      |     | 25 |    | 25 | 82,1 | 79,4 |   | 84,5 | 400   | 951 | s4 |     |   |  |
| 1.4 (55 kW) Eng. 199A7.000         |    | 10- |   | •   | Gkn              | 13-0393      |     |    |    | 22 | 72   | 127  |   |      |       |     |    |     |   |  |
|                                    |    | 10- |   | •   | Gkn              | 15-1593      |     | 22 | 21 | 51 | 75,1 | 40,5 |   |      |       |     | 4a | 1   |   |  |
| 1.4 (57 kW) Eng. 350A1.000         |    | 05- |   | •   | Gkn              | 13-0393      |     |    |    | 22 | 72   | 127  |   |      |       |     |    |     |   |  |
|                                    |    | 05- |   | •   | Gkn              | 15-1593      |     | 22 | 21 | 51 | 75,1 | 40,5 |   |      |       |     | 4a | 1   |   |  |
|                                    |    | 05- | L   |   |                  | 17-0797      |     | 22 |    | 22 | 75,5 | 72,7 |   | 79,5 | 61    | 649 | s3 |     |   |  |
|                                    |   | 05- | R   |   |                  | 17-0798      |     | 22 |    | 22 | 75,5 | 72,7 |   | 79,5 | 61    | 894 | s3 |     |   |  |
| 1.4 16v (70 kW) Eng. 199A6.000     |    | 06- |   | •   | Gkn              | 13-0393      |     |    |    | 22 | 72   | 127  |   |      |       |     |    |     |   |  |
|                                    |    | 06- |   | •   | Gkn              | 15-1593      |     | 22 | 21 | 51 | 75,1 | 40,5 |   |      |       |     | 4a | 1   |   |  |
| 1.4 Abarth (114 kW) Eng. 199A8.000 |   | 07- |   | •   |                  | 13-0397      |     |    |    | 20 | 68   | 100  |   |      |       |     |    |     |   |  |
|                                    |  | 07- |   | •   |                  | 15-1601      |     | 25 | 33 | 51 | 84   | 48   |   |      |       |     | 4  | 2   |   |  |
| 1.4 T. (88 kW) Eng. 199A6.000      |  | 07- |   | •   |                  | 13-0460      |     |    |    | 25 | 78   | 130  |   |      |       |     |    |     |   |  |
|                                    |  | 07- |   | •   |                  | 15-1687      |     | 25 | 25 | 51 | 87   | 47,1 |   |      |       |     | 4  | 1   |   |  |
| 1.6 JTD (88 kW) Eng. 955A3.000     |  | 08- |   | •   |                  | 13-0397      |     |    |    | 20 | 68   | 100  |   |      |       |     |    |     |   |  |
|                                    |  | 08- |   | •   |                  | 15-1601      |     | 25 | 33 | 51 | 84   | 48   |   |      |       |     | 4  | 2   |   |  |
| 1.9 MJT (88 kW) Eng. 939A1.000     |  | 05- |   | •   |                  | 13-0397      |     |    |    | 20 | 68   | 100  |   |      |       |     |    |     |   |  |
|                                    |  | 05- |   | •   |                  | 15-1601      |     | 25 | 33 | 51 | 84   | 48   |   |      |       |     | 4  | 2   |   |  |
| 1.9 MJT (96 kW) Eng. 199A5.000     |  | 05- |   | •   |                  | 13-0397      |     |    |    | 20 | 68   | 100  |   |      |       |     |    |     |   |  |
|                                    |  | 05- |   | •   |                  | 15-1601      |     | 25 | 33 | 51 | 84   | 48   |   |      |       |     | 4  | 2   |   |  |

| <b>Grande Punto V (199) '12-</b>    |   |  | L/R |  |  | NOTE | METELLI ref. | ABS     | A  | B  | C  | D    | E    | F   | H | I    | L   | M   | Fig |   |  |
|-------------------------------------|---|---|-----|---|---|------|--------------|---------|----|----|----|------|------|-----|---|------|-----|-----|-----|---|--|
| 1.3 MJT (62 kW) Eng. 199B4.000      |    | 12-   |     | •   |   |      | 13-0460      |         |    |    | 25 | 78   | 130  |     |   |      |     |     |     |   |  |
|                                     |    | 12-   |     | •   |   |      | 15-1687      |         | 25 | 25 | 51 | 87   | 47,1 |     |   |      |     | 4   | 1   |   |  |
| 1.3 MJT (70 kW) Eng. 199B1.000      |    | 12-   |     | •   |   |      | 13-0460      |         |    |    | 25 | 78   | 130  |     |   |      |     |     |     |   |  |
|                                     |    | 12-   |     | •   |   |      | 15-1687      |         | 25 | 25 | 51 | 87   | 47,1 |     |   |      |     | 4   | 1   |   |  |
| 1.4 MultiAir (77 kW) Eng. 955A6.000 |    | 12-   |     | •   |   |      | 13-0420      |         |    |    | 23 | 78   | 90   |     |   |      |     |     |     |   |  |
|                                     |    | 12-   |     | •   |   |      | 15-1637      |         | 22 | 22 | 51 | 79,1 | 39,8 |     |   |      |     | 4a  | 1   |   |  |
| 1.4 T (99 kW) Eng. 955A2.000        |    | 12-   |     | •   |   |      | 13-0420      |         |    |    | 23 | 78   | 90   |     |   |      |     |     |     |   |  |
|                                     |    | 12-   |     | •   |   |      | 15-1637      |         | 22 | 22 | 51 | 79,1 | 39,8 |     |   |      |     | 4a  | 1   |   |  |
| <b>Idea (135) '04-</b>              |   |  | L/R |  |  | NOTE | METELLI ref. | ABS     | A  | B  | C  | D    | E    | F   | H | I    | L   | M   | Fig |   |  |
| 1.2 16v (59 kW) Eng. 188A5.000      |    | 04-   |     | •   |   |      | 13-0216      |         |    |    | 20 | 68   | 80   |     |   |      |     |     |     |   |  |
|                                     |    | 04-   |     | •   |   |      | 15-1296      |         | 22 | 21 | 51 | 75   | 40   |     |   |      |     | 4a  | 1   |   |  |
|                                     |    | 04-   | L   |   |   | M/T  |              | 17-0825 |    | 22 | 22 |      | 75   | 72  |   | 90   | 61  | 636 | s3  |   |  |
|                                     |   | 04-   | R   |   |   | M/T  |              | 17-0826 |    | 22 | 22 |      | 75   | 72  |   | 90   | 61  | 864 | s3  |   |  |
| 1.3 JTD (51 kW) Eng. 188A9.000      |    | 04-9/05   |     | •   |   |      | 13-0317      |         |    |    | 20 | 78   | 103  |     |   |      |     |     |     |   |  |
|                                     |    | 04-   |     | •   |   |      | 14-0019      |         |    |    | 25 | 62   | 81   |     |   |      |     |     |     |   |  |
|                                     |    | 04-9/05   |     | •   |   |      | 15-1458      |         | 25 | 23 | 51 | 82   | 42   |     |   |      |     | 4   | 1   |   |  |
|                                     |    | 04-   |     | •   |   |      | 16-1020      |         |    | 25 |    | 100  |      |     |   |      |     |     |     |   |  |
|                                     |    | 04-   | L   |   |   | M/T  |              | 17-0674 |    | 25 |    |      | 82   | 100 |   | 85   |     | 501 |     |   |  |
|                                     |   | 04-   | R   |   |   | M/T  |              | 17-0675 |    | 25 |    |      | 82   | 100 |   | 85   |     | 521 |     |   |  |
| 1.3 MJT 16v (66 kW) Eng. 199A3.000  |   | 05-   |     | •   |   |      | 13-0287      |         |    |    | 25 | 78   | 130  |     |   |      |     |     |     |   |  |
|                                     |  | 05-   |     | •   |   |      | 15-1449      |         | 25 | 24 | 51 | 84   | 46   |     |   |      |     | 4   | 1   |   |  |
|                                     |  | 05-   | L   |   |   | M/T  |              | 17-0846 |    | 25 | 24 |      | 84,5 | 82  |   | 84,4 | 69  | 585 | s3  |   |  |
|                                     |   | 05-   | R   |   |   | M/T  |              | 17-0847 |    | 25 | 24 |      | 84,5 | 82  |   | 84,4 | 379 | 901 | s4  |   |  |
| 1.3 MJTD 16v (70 kW) Eng. 199B1.000 |  | 09-   |     | •   |   |      | 13-0287      |         |    |    | 25 | 78   | 130  |     |   |      |     |     |     |   |  |
|                                     |  | 09-   |     | •   |   |      | 15-1449      |         | 25 | 24 | 51 | 84   | 46   |     |   |      |     | 4   | 1   |   |  |
| 1.4 (57 kW) Eng. 350A1.000          |  | 05-   |     | •   |   |      | 13-0216      |         |    |    | 20 | 68   | 80   |     |   |      |     |     |     |   |  |
|                                     |   | 09-   |     | •   |   |      | 13-0216      |         |    |    | 20 | 68   | 80   |     |   |      |     |     |     |   |  |
|                                     |  | 05-   |     | •   |   |      | 15-1296      |         | 22 | 21 | 51 | 75   | 40   |     |   |      |     |     | 4a  | 1 |  |
|                                     |   | 09-   |     | •   |   |      | 15-1296      |         | 22 | 21 | 51 | 75   | 40   |     |   |      |     |     | 4a  | 1 |  |
| 1.4 16v (66 kW) Eng. 192B2.000      |  | 04-   |     | •   |   |      | 13-0216      |         |    |    | 20 | 68   | 80   |     |   |      |     |     |     |   |  |
|                                     |  | 04-   |     | •   |   |      | 15-1296      |         | 22 | 21 | 51 | 75   | 40   |     |   |      |     | 4a  | 1   |   |  |
























| <b>Idea (135) '04-</b>                               |   |  | L/R |  |  | NOTE            | METELLI ref.   | ABS            | A  | B  | C    | D    | E    | F  | H  | I  | L    | M   | Fig |     |    |
|--|---|---|-----|---|---|-----------------|----------------|----------------|----|----|------|------|------|----|----|----|------|-----|-----|-----|----|
| 1.4 16v (70 kW) Eng. 843A1.000                       |    | 04-   |     | •   |   |                 | <b>13-0216</b> |                |    |    | 20   | 68   | 80   |    |    |    |      |     |     |     |    |
|  |    | 04-   |     | •   |   |                 | <b>15-1296</b> |                | 22 | 21 | 51   | 75   | 40   |    |    |    |      |     | 4a  | 1   |    |
|  |    | 04-   | L   |   |   | M/T             |                | <b>17-0825</b> |    | 22 | 22   |      | 75   | 72 |    | 90 | 61   | 636 | s3  |     |    |
|  |   | 04-   | R   |   |   | M/T             |                | <b>17-0826</b> |    | 22 | 22   |      | 75   | 72 |    | 90 | 61   | 864 | s3  |     |    |
| 1.6 MJT 16v (88 kW) Eng. 350A2.000                   |    | 08-   |     | •   |   |                 | <b>13-0378</b> |                |    |    | 25   | 90   | 107  |    |    |    |      |     |     |     |    |
|  |    | 08-   |     | •   |   |                 | <b>15-1550</b> |                | 25 | 26 | 50,9 | 90,9 | 48   |    |    |    |      |     | 4   | 1   |    |
| 1.9 JTD (74 kW) Eng. 188B2.000                       |    | 04-   |     | •   |   |                 | <b>13-0287</b> |                |    |    | 25   | 78   | 130  |    |    |    |      |     |     |     |    |
|  |    | 04-   |     | •   |   |                 | <b>15-1449</b> |                | 25 | 24 | 51   | 84   | 46   |    |    |    |      |     | 4   | 1   |    |
|  |    | 1/04-   | L   |   |   | M/T             |                | <b>17-0982</b> |    | 25 |      | 34   | 84,5 | -  | -  | -  | 56,5 | 608 |     |     |    |
|  |   | 1/04-   | R   |   |   | M/T             |                | <b>17-0983</b> |    | 25 |      | 34   | 84,5 | -  | -  | -  | 300  | 874 |     |     |    |
| <b>Marea (185) '96-</b>                              |   |  | L/R |  |  | NOTE            | METELLI ref.   | ABS            | A  | B  | C    | D    | E    | F  | H  | I  | L    | M   | Fig |     |    |
| 1.2 16v (60 kW) Eng. 182B2.000                       |    | 98-   |     | •   |   |                 | <b>13-0091</b> |                |    |    | 20   | 68   | 80   |    |    |    |      |     |     |     |    |
|  |    | 98-   |     | •   |   |                 | <b>15-1358</b> |                | 22 | 22 | 51   | 80   | 40   |    |    |    |      |     | 4a  | 3   |    |
| 1.4 12v (59 kW) Eng. 182A3.000                       |    | 9/96-   |     | •   |   | +/-ABS          | <b>13-0538</b> |                |    |    | 20   | 68   | 80   |    |    |    |      |     |     |     |    |
|  |    | 9/96-   |     | •   |   |                 | <b>14-0019</b> |                |    |    | 25   | 62   | 81   |    |    |    |      |     |     |     |    |
|  |    | 9/96-   |     |   | •   |                 | +ABS           | <b>15-1106</b> | 44 | 22 | 20   | 71,6 | 80   | 40 |    |    |      |     |     | 4a  | 3  |
|  |   | 9/96-   |     |   | •   |                 | -ABS           | <b>15-1105</b> |    | 22 | 20   | 71,6 | 80   | 40 |    |    |      |     |     | 4a  | 3  |
|  |    | 9/96-   |     |   | •   |                 | <b>16-1020</b> |                |    | 25 |      | 100  |      |    |    |    |      |     |     |     |    |
| 1.6 16v (76 kW) Eng. 182A4.000                       |    | 4/99-   |     | •   |   | M/T+A/T         | <b>13-0217</b> |                |    |    | 20   | 75   | 105  |    |    |    |      |     |     |     |    |
|  |   | 9/96-3/99   |     | •   |   | +/-ABS, M/T+A/T | <b>13-0167</b> |                |    |    | 20   | 75   | 105  |    |    |    |      |     |     |     |    |
|  |  | 4/99-   |     | •   |   | M/T+A/T         | <b>14-0019</b> |                |    |    | 25   | 62   | 81   |    |    |    |      |     |     |     |    |
|  |  | 4/99-   |     |   | •   |                 | M/T+A/T        | <b>15-1306</b> |    | 25 | 22   | 51   | 83   | 47 |    |    |      |     |     | 4   | 3  |
|  |   | 9/96-3/99   |     |   | •   |                 | +ABS, M/T+A/T  | <b>15-1210</b> | 44 | 25 | 22   | 52   | 87   | 47 |    |    |      |     |     | 4   | 3  |
|  | 9/96-3/99   |   |     | •   |   | -ABS, M/T+A/T   | <b>15-1209</b> |                | 25 | 22 | 52   | 83   | 47   |    |    |    |      |     | 4   | 3   |    |
|  |  | 4/99-   |     |   | •   |                 | M/T+A/T        | <b>16-1020</b> |    | 25 |      | 100  |      |    |    |    |      |     |     |     |    |
|  |  | 96-   | L   |   |   |                 | -ABS           | <b>17-0239</b> |    | 25 |      |      | 81   |    | 32 | 90 |      |     |     | 597 | s7 |
| 96-  |   | R   |     |   |   | -ABS            | <b>17-0240</b> |                | 25 |    |      | 81   |      | 32 | 90 |    |      |     | 931 | s7  |    |
| 1.6 16v Bipower (76 kW) Eng. 186A4.000/<br>185A3.000 |  | 4/99-   |     | •   |   |                 | <b>13-0217</b> |                |    |    | 20   | 75   | 105  |    |    |    |      |     |     |     |    |
|  |  | 4/99-   |     | •   |   |                 | <b>15-1306</b> |                | 25 | 22 | 51   | 83   | 47   |    |    |    |      |     | 4   | 3   |    |

| Marea (185) '96-  |    | L/R   |  |  | NOTE   | METELLI ref. | ABS     | A  | B  | C  | D  | E   | F   | H    | I    | L | M   | Fig |   |  |
|---|---|---|---|---|--------|--------------|---------|----|----|----|----|-----|-----|------|------|---|-----|-----|---|--|
| 1.8 16v (83 kW) Eng. 182A2.000  |    | 9/96-3/99   |   | ●   | +/-ABS | 13-0149      |         |    |    | 25 | 86 | 96  |     |      |      |   |     |     |   |  |
|   |    | 9/96-3/99   |   |   | ●      | 14-0019      |         |    |    | 25 | 62 | 81  |     |      |      |   |     |     |   |  |
|   |    | 4/99-   |   |   | ●      |              | 15-1258 |    | 25 | 25 | 51 | 90  | 47  |      |      |   |     | 4   | 3 |  |
|   |   | 9/96-3/99   |   |   | ●      | +ABS         | 15-1212 | 44 | 25 | 25 | 52 | 90  | 47  |      |      |   |     | 4   | 3 |  |
|   |   | 9/96-3/99   |   |   | ●      | -ABS         | 15-1211 |    | 25 | 25 | 52 | 90  | 47  |      |      |   |     | 4   | 3 |  |
|   |    | 9/96-3/99   |   |   |        | ●            | 16-1020 |    |    | 25 |    | 100 |     |      |      |   |     |     |   |  |
|   |   | 4/99-   | L   |   |        | M/T          | 17-0669 |    | 25 |    |    | 90  |     |      | 85   |   | 465 | s1  |   |  |
|   |   | 4/99-   | R   |   |        | M/T          | 17-0670 |    | 25 |    |    | 90  | 103 |      | 84,5 |   | 489 | s10 |   |  |
|   |   | 96-3/99   | L/R   |   |        | +ABS         | 17-0242 | 44 | 25 |    |    | 90  | 100 | 38,7 | 85   |   | 465 | s1  |   |  |
|   | 1.9 JTD 105 (77 kW) Eng. 182B4.000  |  | 4/99-   |   |        | ●            | 13-0149 |    |    |    | 25 | 86  | 96  |      |      |   |     |     |   |  |
|  |   | 4/99-   |   |   | ●      | 15-1258      |         | 25 | 25 | 51 | 90 | 47  |     |      |      |   | 4   | 3   |   |  |
|  |   | 4/99-   | L   |   |        | M/T          | 17-0669 |    | 25 |    |    | 90  |     |      | 85   |   | 465 | s1  |   |  |
|   |   | 4/99-   | R   |   |        | M/T          | 17-0670 |    | 25 |    |    | 90  | 103 |      | 84,5 |   | 489 | s10 |   |  |
| 1.9 JTD 110 (81 kW) Eng. 186A6.000  |    | 01-   |   |   | ●      | 13-0149      |         |    |    | 25 | 86 | 96  |     |      |      |   |     |     |   |  |
|   |    | 01-   |   |   | ●      | 15-1258      |         | 25 | 25 | 51 | 90 | 47  |     |      |      |   | 4   | 3   |   |  |
|   |    | 01-   | L   |   |        | M/T          | 17-0669 |    | 25 |    |    | 90  |     |      | 85   |   | 465 | s1  |   |  |
|   |   | 01-   | R   |   |        | M/T          | 17-0670 |    | 25 |    |    | 90  | 103 |      | 84,5 |   | 489 | s10 |   |  |
| 1.9 TD 100 (74 kW) Eng. 182A7.000   |    | 9/96-3/99   |   |   | ●      | +/-ABS       | 13-0149 |    |    | 25 | 86 | 96  |     |      |      |   |     |     |   |  |
|   |    | 9/96-3/99   |   |   | ●      | 14-0019      |         |    |    | 25 | 62 | 81  |     |      |      |   |     |     |   |  |
|   |   | 4/99-   |   |   | ●      |              | 15-1258 |    | 25 | 25 | 51 | 90  | 47  |      |      |   |     | 4   | 3 |  |
|   |   | 9/96-3/99   |   |   | ●      | +ABS         | 15-1212 | 44 | 25 | 25 | 52 | 90  | 47  |      |      |   |     | 4   | 3 |  |
|   |   | 9/96-3/99   |   |   | ●      | -ABS         | 15-1211 |    | 25 | 25 | 52 | 90  | 47  |      |      |   |     | 4   | 3 |  |
|   |  | 9/96-3/99   |   |   |        | ●            | 16-1020 |    |    | 25 |    | 100 |     |      |      |   |     |     |   |  |
|   |   | 96-   | L/R   |   |        | +ABS         | 17-0242 | 44 | 25 |    |    | 90  | 100 | 38,7 | 85   |   | 465 | s1  |   |  |
|   |   | 96-   | L/R   |   |        | -ABS         | 17-0241 |    | 25 |    |    | 90  | 100 | 39,3 | 85   |   | 465 | s1  |   |  |






























| <b>Marea (185) '96-</b>             |   |    | L/R |    |    | NOTE       | METELLI ref.   | ABS            | A  | B  | C  | D  | E   | F   | H  | I    | L   | M   | Fig |   |
|-------------------------------------|---|---|-----|---|---|------------|----------------|----------------|----|----|----|----|-----|-----|----|------|-----|-----|-----|---|
| 1.9 TD 75 (55 kW) Eng. 182A8.000    |    | 9/96-3/99   |     | •   |   | +/-ABS     | <b>13-0149</b> |                |    |    | 25 | 86 | 96  |     |    |      |     |     |     |   |
|                                     |    | 9/96-3/99   |     |   | •   |            | <b>14-0019</b> |                |    |    | 25 | 62 | 81  |     |    |      |     |     |     |   |
|                                     |    | 4/99-   |     |   | •   |            |                | <b>15-1258</b> |    | 25 | 25 | 51 | 90  | 47  |    |      |     |     | 4   | 3 |
|                                     |   | 9/96-3/99   |     |   | •   |            | +ABS           | <b>15-1212</b> | 44 | 25 | 25 | 52 | 90  | 47  |    |      |     |     | 4   | 3 |
|                                     |   | 9/96-3/99   |     |   | •   |            | -ABS           | <b>15-1211</b> |    | 25 | 25 | 52 | 90  | 47  |    |      |     |     | 4   | 3 |
|                                     |    | 9/96-3/99   |     |   |   | •          |                | <b>16-1020</b> |    |    | 25 |    | 100 |     |    |      |     |     |     |   |
|                                     |   | 4/99-   | L   |   |   |            | M/T            | <b>17-0669</b> |    | 25 |    |    | 90  |     |    | 85   |     | 465 | s1  |   |
|                                     |   | 4/99-   | R   |   |   |            | M/T            | <b>17-0670</b> |    | 25 |    |    | 90  | 103 |    | 84,5 |     | 489 | s10 |   |
| 96-3/99                             |   | L/R   |     |   |   | +ABS, Soft | <b>17-0244</b> | 44             | 25 | 25 |    | 90 | 100 |     | 85 |      | 478 | s10 |     |   |
|                                     | 96-3/99   | L/R   |     |   |   | -ABS, Soft | <b>17-0243</b> |                | 25 | 25 |    | 90 | 100 |     | 85 |      | 485 | s10 |     |   |
| 2.0 150 20v (110 kW) Eng. 185A8.000 |    | 01-   |     |   | •   |            | <b>13-0179</b> |                |    |    | 25 | 86 | 96  |     |    |      |     |     |     |   |
|                                     |    | 01-   |     |   | •   |            | <b>15-1245</b> |                | 25 | 25 | 59 | 89 | 47  |     |    |      |     | 4   | 3   |   |
| 2.0 155 20v (113 kW) Eng. 182B7.000 |    | 99-   |     |   | •   |            | <b>13-0179</b> |                |    |    | 25 | 86 | 96  |     |    |      |     |     |     |   |
|                                     |    | 99-   |     |   | •   |            | <b>15-1245</b> |                | 25 | 25 | 59 | 89 | 47  |     |    |      |     | 4   | 3   |   |
| 2.0 20v (108 kW) Eng. 182A1.000     |    | 9/96-   |     |   | •   | +/-ABS     | <b>13-0149</b> |                |    |    | 25 | 86 | 96  |     |    |      |     |     |     |   |
|                                     |    | 9/96-   |     |   | •   |            | <b>14-0019</b> |                |    |    | 25 | 62 | 81  |     |    |      |     |     |     |   |
|                                     |    | 9/96-   |     |   | •   |            | +ABS           | <b>15-1214</b> | 44 | 25 | 25 | 59 | 90  | 47  |    |      |     |     | 4   | 3 |
|                                     |   | 9/96-   |     |   | •   |            | -ABS           | <b>15-1211</b> |    | 25 | 25 | 52 | 90  | 47  |    |      |     |     | 4   | 3 |
|                                     |    | 9/96-   |     |   |   | •          |                | <b>16-1020</b> |    |    | 25 |    | 100 |     |    |      |     |     |     |   |
| 2.4 JTD 130 (96 kW) Eng. 839A5.000  |    | 2/99-   |     |   | •   |            | <b>13-0133</b> |                |    |    | 24 | 92 | 84  |     |    |      |     |     |     |   |
|                                     |   | 2/99-   |     |   | •   |            | <b>15-1244</b> |                | 25 | 28 | 59 | 98 | 47  |     |    |      |     | 4   | 3   |   |
| 2.4 TD 125 (91 kW) Eng. 185A2.000   |  | 9/96-   |     |   | •   | +/-ABS     | <b>13-0133</b> |                |    |    | 24 | 92 | 84  |     |    |      |     |     |     |   |
|                                     |  | 9/96-   |     |   | •   |            | <b>14-0019</b> |                |    |    | 25 | 62 | 81  |     |    |      |     |     |     |   |
|                                     |  | 9/96-   |     |   | •   |            | +ABS           | <b>15-1153</b> | 44 | 25 | 28 | 56 | 98  | 47  |    |      |     |     | 4   | 3 |
|                                     |   | 9/96-   |     |   | •   |            | -ABS           | <b>15-1213</b> |    | 25 | 28 | 59 | 98  | 47  |    |      |     |     | 4   | 3 |
|                                     |  | 9/96-   |     |   |   | •          |                | <b>16-1020</b> |    |    | 25 |    | 100 |     |    |      |     |     |     |   |
| <b>Marea (185) Weekend '96-</b>     |   |  | L/R |  |  | NOTE       | METELLI ref.   | ABS            | A  | B  | C  | D  | E   | F   | H  | I    | L   | M   | Fig |   |
| 1.2 16v (60 kW) Eng. 182B2.000      |  | 98-   |     |   | •   |            | <b>13-0091</b> |                |    |    | 20 | 68 | 80  |     |    |      |     |     |     |   |
|                                     |  | 98-   |     |   | •   |            | <b>15-1358</b> |                | 22 | 22 | 51 | 80 | 40  |     |    |      |     | 4a  | 3   |   |
|                                     |   |   |     |   |   |            |                |                |    |    |    |    |     |     |    |      |     |     |     |   |


























| Marea (185) Weekend '96-           |    | L/R       |  |  | NOTE            | METELLI ref.  | ABS     | A  | B  | C  | D    | E   | F    | H    | I    | L | M   | Fig |     |   |
|------------------------------------|---|-----------|---|---|-----------------|---------------|---------|----|----|----|------|-----|------|------|------|---|-----|-----|-----|---|
| 1.4 12v (59 kW) Eng. 182A3.000     |    | 9/96-     |   | ●   | +/-ABS          | 13-0538       |         |    |    | 20 | 68   | 80  |      |      |      |   |     |     |     |   |
|                                    |    | 9/96-     |   |   | ●               |               | 14-0019 |    |    | 25 | 62   | 81  |      |      |      |   |     |     |     |   |
|                                    |    | 9/96-     |   | ●   |                 | +ABS          | 15-1106 | 44 | 22 | 20 | 71,6 | 80  | 40   |      |      |   |     |     | 4a  | 3 |
|                                    |   | 9/96-     |   | ●   |                 | -ABS          | 15-1105 |    | 22 | 20 | 71,6 | 80  | 40   |      |      |   |     |     | 4a  | 3 |
|                                    |    | 9/96-     |   |   | ●               |               | 16-1020 |    |    | 25 |      | 100 |      |      |      |   |     |     |     |   |
| 1.6 16v (76 kW) Eng. 182A4.000     |    | 4/99-     |   | ●   | M/T+A/T         | 13-0217       |         |    |    | 20 | 75   | 105 |      |      |      |   |     |     |     |   |
|                                    |   | 9/96-3/99 |   | ●   | +/-ABS, M/T+A/T | 13-0167       |         |    |    | 20 | 75   | 105 |      |      |      |   |     |     |     |   |
|                                    |    | 4/99-     |   |   | ●               | M/T+A/T       | 14-0019 |    |    | 25 | 62   | 81  |      |      |      |   |     |     |     |   |
|                                    |    | 4/99-     |   | ●   |                 | M/T+A/T       | 15-1306 |    | 25 | 22 | 51   | 83  | 47   |      |      |   |     |     | 4   | 3 |
|                                    |   | 9/96-3/99 |   | ●   |                 | +ABS, M/T+A/T | 15-1210 | 44 | 25 | 22 | 52   | 87  | 47   |      |      |   |     |     | 4   | 3 |
|                                    |   | 9/96-3/99 |   | ●   |                 | -ABS, M/T+A/T | 15-1209 |    | 25 | 22 | 52   | 83  | 47   |      |      |   |     |     | 4   | 3 |
|                                    |    | 4/99-     |   |   | ●               | M/T+A/T       | 16-1020 |    |    | 25 |      | 100 |      |      |      |   |     |     |     |   |
|                                    |    | 96-       | L   |   |                 |               | 17-0239 |    | 25 |    |      | 81  |      | 32   | 90   |   |     | 597 | s7  |   |
|                                    |   | 96-       | R   |   |                 |               | 17-0240 |    | 25 |    |      | 81  |      | 32   | 90   |   |     | 931 | s7  |   |
| 1.8 16v (83 kW) Eng. 182A2.000     |    | 9/96-3/99 |   | ●   | +/-ABS          | 13-0149       |         |    |    | 25 | 86   | 96  |      |      |      |   |     |     |     |   |
|                                    |    | 9/96-3/99 |   |   | ●               |               | 14-0019 |    |    | 25 | 62   | 81  |      |      |      |   |     |     |     |   |
|                                    |    | 4/99-     |   | ●   |                 |               | 15-1258 |    | 25 | 25 | 51   | 90  | 47   |      |      |   |     |     | 4   | 3 |
|                                    |   | 9/96-3/99 |   | ●   |                 | +ABS          | 15-1212 | 44 | 25 | 25 | 52   | 90  | 47   |      |      |   |     |     | 4   | 3 |
|                                    |   | 9/96-3/99 |   | ●   |                 | -ABS          | 15-1211 |    | 25 | 25 | 52   | 90  | 47   |      |      |   |     |     | 4   | 3 |
|                                    |    | 9/96-3/99 |   |   | ●               |               | 16-1020 |    |    | 25 |      | 100 |      |      |      |   |     |     |     |   |
|                                    |   | 4/99-     | L   |   |                 | M/T           | 17-0669 |    | 25 |    |      | 90  |      |      | 85   |   |     | 465 | s1  |   |
|                                    |   | 4/99-     | R   |   |                 | M/T           | 17-0670 |    | 25 |    |      | 90  | 103  |      | 84,5 |   |     | 489 | s10 |   |
|                                    |   | 96-3/99   | L/R   |   |                 |               | 17-0241 |    | 25 |    |      | 90  | 100  | 39,3 | 85   |   |     | 465 | s1  |   |
| 96-3/99                            |   | L/R       |   |   | +ABS            | 17-0242       | 44      | 25 |    |    | 90   | 100 | 38,7 | 85   |      |   | 465 | s1  |     |   |
| 1.9 JTD 105 (77 kW) Eng. 182B4.000 |  | 4/99-     |   | ●   |                 | 13-0149       |         |    |    | 25 | 86   | 96  |      |      |      |   |     |     |     |   |
|                                    |  | 4/99-     |   | ●   |                 | 15-1258       |         | 25 | 25 | 51 | 90   | 47  |      |      |      |   |     | 4   | 3   |   |
|                                    |  | 4/99-     | L   |   |                 | M/T           | 17-0669 |    | 25 |    |      | 90  |      |      | 85   |   |     | 465 | s1  |   |
|                                    |   | 4/99-     | R   |   |                 | M/T           | 17-0670 |    | 25 |    |      | 90  | 103  |      | 84,5 |   |     | 489 | s10 |   |
| 1.9 JTD 110 (81 kW) Eng. 186A6.000 |  | 01-       |   | ●   |                 | 13-0149       |         |    |    | 25 | 86   | 96  |      |      |      |   |     |     |     |   |
|                                    |  | 01-       |   | ●   |                 | 15-1258       |         | 25 | 25 | 51 | 90   | 47  |      |      |      |   |     | 4   | 3   |   |
|                                    |  | 01-       | L   |   |                 | M/T           | 17-0669 |    | 25 |    |      | 90  |      |      | 85   |   |     | 465 | s1  |   |
|                                    |   | 01-       | R   |   |                 | M/T           | 17-0670 |    | 25 |    |      | 90  | 103  |      | 84,5 |   |     | 489 | s10 |   |



















































| Marea (185) Weekend '96-            |    | L/R       |  |  | NOTE       | METELLI ref. | ABS     | A  | B  | C  | D   | E   | F    | H  | I    | L   | M   | Fig |   |  |
|-------------------------------------|---|-----------|---|---|------------|--------------|---------|----|----|----|-----|-----|------|----|------|-----|-----|-----|---|--|
| 1.9 TD 100 (74 kW) Eng. 182A7.000   |    | 9/96-3/99 |   | ●   | +/-ABS     | 13-0149      |         |    |    | 25 | 86  | 96  |      |    |      |     |     |     |   |  |
|                                     |    | 9/96-3/99 |   |   | ●          | 14-0019      |         |    |    | 25 | 62  | 81  |      |    |      |     |     |     |   |  |
|                                     |   | 4/99-     |   | ●   |            | 15-1258      |         | 25 | 25 | 51 | 90  | 47  |      |    |      |     |     | 4   | 3 |  |
|                                     |    | 9/96-3/99 |   | ●   | +ABS       | 15-1212      | 44      | 25 | 25 | 52 | 90  | 47  |      |    |      |     |     | 4   | 3 |  |
|                                     |   | 9/96-3/99 |   | ●   | -ABS       | 15-1211      |         | 25 | 25 | 52 | 90  | 47  |      |    |      |     |     | 4   | 3 |  |
|                                     |    | 9/96-3/99 |   |   | ●          | 16-1020      |         |    | 25 |    | 100 |     |      |    |      |     |     |     |   |  |
|                                     |    | 96-       | L/R   |   |            | 17-0241      |         | 25 |    |    | 90  | 100 | 39,3 | 85 |      |     | 465 | s1  |   |  |
|                                     |   | 96-       | L/R   |   |            | 17-0242      | 44      | 25 |    |    | 90  | 100 | 38,7 | 85 |      |     | 465 | s1  |   |  |
| 1.9 TD 75 (55 kW) Eng. 182A8.000    |    | 9/96-3/99 |   | ●   | +/-ABS     | 13-0149      |         |    |    | 25 | 86  | 96  |      |    |      |     |     |     |   |  |
|                                     |    | 9/96-3/99 |   |   | ●          | 14-0019      |         |    |    | 25 | 62  | 81  |      |    |      |     |     |     |   |  |
|                                     |   | 4/99-     |   | ●   |            | 15-1258      |         | 25 | 25 | 51 | 90  | 47  |      |    |      |     |     | 4   | 3 |  |
|                                     |    | 9/96-3/99 |   | ●   | +ABS       | 15-1212      | 44      | 25 | 25 | 52 | 90  | 47  |      |    |      |     |     | 4   | 3 |  |
|                                     |   | 9/96-3/99 |   | ●   | -ABS       | 15-1211      |         | 25 | 25 | 52 | 90  | 47  |      |    |      |     |     | 4   | 3 |  |
|                                     |    | 9/96-3/99 |   |   | ●          | 16-1020      |         |    | 25 |    | 100 |     |      |    |      |     |     |     |   |  |
|                                     |   | 4/99-     | L   |   |            | M/T          | 17-0669 |    | 25 |    | 90  |     |      |    | 85   |     | 465 | s1  |   |  |
|                                     |    | 4/99-     | R   |   |            | M/T          | 17-0670 |    | 25 |    | 90  | 103 |      |    | 84,5 |     | 489 | s10 |   |  |
|                                     | 96-3/99   | L/R       |   |   | Soft       | 17-0243      |         | 25 | 25 | 90 | 100 |     |      | 85 |      | 485 | s10 |     |   |  |
|                                     | 96-3/99   | L/R       |   |   | +ABS, Soft | 17-0244      | 44      | 25 | 25 | 90 | 100 |     |      | 85 |      | 478 | s10 |     |   |  |
| 2.0 150 20v (110 kW) Eng. 185A8.000 |    | 01-       |   | ●   |            | 13-0179      |         |    |    | 25 | 86  | 96  |      |    |      |     |     |     |   |  |
|                                     |    | 01-       |   | ●   |            | 15-1245      |         | 25 | 25 | 59 | 89  | 47  |      |    |      |     |     | 4   | 3 |  |
| 2.0 155 20v (113 kW) Eng. 182B7.000 |   | 99-       |   | ●   |            | 13-0179      |         |    |    | 25 | 86  | 96  |      |    |      |     |     |     |   |  |
|                                     |  | 99-       |   | ●   |            | 15-1245      |         | 25 | 25 | 59 | 89  | 47  |      |    |      |     |     | 4   | 3 |  |
| 2.0 20v (108 kW) Eng. 182A1.000     |  | 9/96-     |   | ●   | +/-ABS     | 13-0149      |         |    |    | 25 | 86  | 96  |      |    |      |     |     |     |   |  |
|                                     |  | 9/96-     |   |   | ●          | 14-0019      |         |    |    | 25 | 62  | 81  |      |    |      |     |     |     |   |  |
|                                     |  | 9/96-     |   | ●   | +ABS       | 15-1214      | 44      | 25 | 25 | 59 | 90  | 47  |      |    |      |     |     | 4   | 3 |  |
|                                     |   | 9/96-     |   | ●   | -ABS       | 15-1211      |         | 25 | 25 | 52 | 90  | 47  |      |    |      |     |     | 4   | 3 |  |
|                                     |  | 9/96-     |   |   | ●          | 16-1020      |         |    | 25 |    | 100 |     |      |    |      |     |     |     |   |  |
| 2.4 JTD 130 (96 kW) Eng. 839A5.000  |  | 2/99-     |   | ●   |            | 13-0133      |         |    |    | 24 | 92  | 84  |      |    |      |     |     |     |   |  |
|                                     |  | 2/99-     |   | ●   |            | 15-1244      |         | 25 | 28 | 59 | 98  | 47  |      |    |      |     |     | 4   | 3 |  |
|                                     |   |           |   |   |            |              |         |    |    |    |     |     |      |    |      |     |     |     |   |  |
































| Multipla (186) '99-                |    | L/R   |    |    | NOTE              | METELLI ref.      | ABS     | A  | B  | C  | D   | E   | F   | H    | I  | L   | M   | Fig |  |
|------------------------------------|---|-------|---|--|-------------------|-------------------|---------|----|----|----|-----|-----|-----|------|----|-----|-----|-----|--|
| 1.9 JTD 105 (77 kW) Eng. 182B4.000 |    | 4/99- |   | •  |                   | 13-0149           |         |    |    | 25 | 86  | 96  |     |      |    |     |     |     |  |
|                                    |    | 4/99- |   |  | •                 | 14-0019           |         |    |    | 25 | 62  | 81  |     |      |    |     |     |     |  |
|                                    |    | 4/99- |   | •  |                   | 15-1258           |         | 25 | 25 | 51 | 90  | 47  |     |      |    |     | 4   | 3   |  |
|                                    |    | 4/99- |   |  | •                 | 16-1020           |         |    | 25 |    | 100 |     |     |      |    |     |     |     |  |
|                                    |    | 1/99- | L   |  |                   | -ABS, Ch -2262921 | 17-0421 |    | 25 |    |     | 90  | 100 | 39,3 | 85 |     | 480 | s1  |  |
|                                    |   | 1/99- | L/R   |  |                   | -ABS, Ch 2262922- | 17-0833 |    | 25 |    |     | 90  | 100 |      | 85 |     | 503 | s10 |  |
|                                    |   | 1/99- | R   |  |                   | -ABS, Ch -2262921 | 17-0833 |    | 25 |    |     | 90  | 100 |      | 85 |     | 503 | s10 |  |
| 1.9 JTD 110 (81 kW) Eng. 186A6.000 |    | 01-02 |   | •  |                   | 13-0149           |         |    |    | 25 | 86  | 96  |     |      |    |     |     |     |  |
|                                    |    | 01-02 |   |  | •                 | 15-1258           |         | 25 | 25 | 51 | 90  | 47  |     |      |    |     | 4   | 3   |  |
|                                    |    | 01-02 | L   |  |                   | Ch -2262921       | 17-0421 |    | 25 |    |     | 90  | 100 | 39,3 | 85 |     | 480 | s1  |  |
|                                    |   | 01-02 | L/R   |  |                   | -ABS, Ch 2262922- | 17-0833 |    | 25 |    |     | 90  | 100 |      | 85 |     | 503 | s10 |  |
|                                    |   | 01-02 | R   |  |                   | -ABS, Ch -2262921 | 17-0833 |    | 25 |    |     | 90  | 100 |      | 85 |     | 503 | s10 |  |
| 1.9 JTD 115 (85 kW) Eng. 186A8.000 |    | 02-   |   | •  |                   | 13-0149           |         |    |    | 25 | 86  | 96  |     |      |    |     |     |     |  |
|                                    |    | 02-   |   |  | •                 | 14-0019           |         |    |    | 25 | 62  | 81  |     |      |    |     |     |     |  |
|                                    |    | 02-   |   | •  |                   | 15-1258           |         | 25 | 25 | 51 | 90  | 47  |     |      |    |     | 4   | 3   |  |
|                                    |    | 02-   |   |  | •                 | 16-1020           |         |    | 25 |    | 100 |     |     |      |    |     |     |     |  |
|                                    |    | 02-   | L   |  |                   | Ch -2262921       | 17-0421 |    | 25 |    |     | 90  | 100 | 39,3 | 85 |     | 480 | s1  |  |
|                                    |   | 02-   | L/R   |  |                   | -ABS, Ch 2262922- | 17-0833 |    | 25 |    |     | 90  | 100 |      | 85 |     | 503 | s10 |  |
| 02-                                |   | R     |   |  | -ABS, Ch -2262921 | 17-0833           |         | 25 |    |    | 90  | 100 |     | 85   |    | 503 | s10 |     |  |
| 1.9 MJT (88 kW) Eng. 186A9.000     |    | 04-   |   | •  |                   | 13-0149           |         |    |    | 25 | 86  | 96  |     |      |    |     |     |     |  |
|                                    |   | 04-   |   |  | •                 | 14-0019           |         |    |    | 25 | 62  | 81  |     |      |    |     |     |     |  |
|                                    |  | 04-   |   | •  |                   | 15-1258           |         | 25 | 25 | 51 | 90  | 47  |     |      |    |     | 4   | 3   |  |
|                                    |  | 04-   |   |  | •                 | 16-1020           |         |    | 25 |    | 100 |     |     |      |    |     |     |     |  |
| Palio Weekend (178DX) '96-         |  | L/R   |  |  | NOTE              | METELLI ref.      | ABS     | A  | B  | C  | D   | E   | F   | H    | I  | L   | M   | Fig |  |
| 1.2 (44 kW) Eng. 188A4.000         |  | 02-   |   | •  |                   | 13-0175           |         |    |    | 23 | 77  | 105 |     |      |    |     |     |     |  |
|                                    |  | 02-   |   | •  |                   | 15-1416           |         | 22 | 22 | 47 | 83  | 54  |     |      |    |     | 4   | 3   |  |
| 1.2 (54 kW) Eng. 178B5.000         |  | 96-01 |   | •  | -ABS              | 13-0537           |         |    |    | 20 | 68  | 80  |     |      |    |     |     |     |  |
|                                    |  | 96-01 |   | •  | -ABS              | 15-1411           |         | 22 | 22 | 52 | 80  | 53  |     |      |    |     | 4   | 3   |  |
| 1.2 16v (59 kW) Eng. 188A5.000     |  | 01-   |   | •  |                   | 13-0175           |         |    |    | 23 | 77  | 105 |     |      |    |     |     |     |  |
|                                    |  | 01-   |   | •  |                   | 15-1416           |         | 22 | 22 | 47 | 83  | 54  |     |      |    |     | 4   | 3   |  |






































| <b>Palio Weekend (178DX) '96-</b>        |   |    | L/R |  |  | NOTE                                     | METELLI ref.                             | ABS            | A  | B  | C  | D    | E    | F  | H | I  | L | M   | Fig |   |  |
|--|---|---|-----|---|--|--|--|----------------|----|----|----|------|------|----|---|----|---|-----|-----|---|--|
| 1.6 16v (74 kW) Eng. 178B3.000           |    | 96-01   |     | ●   |  | +/-ABS                                   | <b>13-0173</b>                           |                |    |    | 20 | 75   | 105  |    |   |    |   |     |     |   |  |
|  |    | 96-01   |     | ●   |  | +ABS                                     | <b>15-1232</b>                           | 44             | 22 | 22 | 52 | 83,1 | 54   |    |   |    |   | 4   | 3   |   |  |
|  |   | 96-01   |     | ●   |  |  | -ABS                                     | <b>15-1231</b> |    | 22 | 22 | 52   | 83   | 54 |   |    |   |     | 4   | 3 |  |
| 1.6 16v (76 kW) Eng. 182B6.000           |    | 01-   |     | ●   |  | -ABS                                     | <b>13-0175</b>                           |                |    |    | 23 | 77   | 105  |    |   |    |   |     |     |   |  |
|  |    | 01-   |     | ●   |  | -ABS                                     | <b>15-1416</b>                           |                | 22 | 22 | 47 | 83   | 54   |    |   |    |   | 4   | 3   |   |  |
| 1.7 TD (51 kW) Eng. 176A3.000            |    | 96-   |     | ●   |  | +/-ABS                                   | <b>13-0173</b>                           |                |    |    | 20 | 75   | 105  |    |   |    |   |     |     |   |  |
|  |    | 96-   |     | ●   |  | +ABS                                     | <b>15-1232</b>                           | 44             | 22 | 22 | 52 | 83,1 | 54   |    |   |    |   | 4   | 3   |   |  |
|  |   | 96-   |     | ●   |  |  | -ABS                                     | <b>15-1231</b> |    | 22 | 22 | 52   | 83   | 54 |   |    |   |     | 4   | 3 |  |
| 1.9 D (46 kW) Eng. 223A6.000             |    | 1/02-   |     | ●   |  |  | <b>13-0175</b>                           |                |    |    | 23 | 77   | 105  |    |   |    |   |     |     |   |  |
|  |   | 3/01-12/01  |     | ●   |  | +/-ABS                                   | <b>13-0173</b>                           |                |    |    | 20 | 75   | 105  |    |   |    |   |     |     |   |  |
|  |    | 1/02-   |     | ●   |  |  |  | <b>15-1416</b> |    | 22 | 22 | 47   | 83   | 54 |   |    |   |     | 4   | 3 |  |
|  |   | 3/01-12/01  |     | ●   |  |  | +ABS                                     | <b>15-1232</b> | 44 | 22 | 22 | 52   | 83,1 | 54 |   |    |   |     | 4   | 3 |  |
|  |   | 3/01-12/01  |     | ●   |  |  | -ABS                                     | <b>15-1231</b> |    | 22 | 22 | 52   | 83   | 54 |   |    |   |     | 4   | 3 |  |
| 1.9 JTD (59 kW) Eng. 188A2.000           |    | 01-   |     | ●   |  |  | <b>13-0287</b>                           |                |    |    | 25 | 78   | 130  |    |   |    |   |     |     |   |  |
|  |    | 01-   |     | ●   |  |  | <b>15-1419</b>                           |                | 25 | 24 | 51 | 84,5 | 53   |    |   |    |   | 4   | 1   |   |  |
| 1.9 JTD (74 kW) Eng. 188A2.000           |    | 02-   |     | ●   |  |  | <b>13-0287</b>                           |                |    |    | 25 | 78   | 130  |    |   |    |   |     |     |   |  |
|  |    | 02-   |     | ●   |  |  | <b>15-1419</b>                           |                | 25 | 24 | 51 | 84,5 | 53   |    |   |    |   | 4   | 1   |   |  |
| <b>Palio/Siena (178BX) '96-</b>          |   |    | L/R |  |  | NOTE                                     | METELLI ref.                             | ABS            | A  | B  | C  | D    | E    | F  | H | I  | L | M   | Fig |   |  |
| 1.0 (45-56 kW) Eng. 178A1.000/ 310A1.011 |    | 4/96-01   |     | ●   |  | -ABS, Ch -569017, America Latina, +Carb. | <b>13-0174</b>                           |                |    |    | 20 | 68   | 80   |    |   |    |   |     |     |   |  |
|  |   | 4/96-   |     | ●   |  |  | <b>15-1409</b>                           |                | 22 | 20 | 47 | 80   | 53   |    |   |    |   | 4   | 3   |   |  |
|  |   | 97-01   |     | ●   |  |  | -ABS, Ch -569017, America Latina, +Carb. | <b>15-1240</b> |    | 22 | 20 | 52   | 80   | 55 |   |    |   |     | 4   | 3 |  |
| 1.2 (45 kW) Eng. 178C4.066/ 188A4.000    |  | 02-   |     | ●   |  |  | <b>13-0174</b>                           |                |    |    | 20 | 68   | 80   |    |   |    |   |     |     |   |  |
|  |  | 02-   |     | ●   |  |  | <b>15-1409</b>                           |                | 22 | 20 | 47 | 80   | 53   |    |   |    |   | 4   | 3   |   |  |
| 1.2 16v (54 kW) Eng. 178B5.000           |  | 98-   |     | ●   |  | America Latina, +Carb.                   | <b>13-0174</b>                           |                |    |    | 20 | 68   | 80   |    |   |    |   |     |     |   |  |
|  |  | 98-   |     | ●   |  | America Latina, +Carb.                   | <b>15-1240</b>                           |                | 22 | 20 | 52 | 80   | 55   |    |   |    |   | 4   | 3   |   |  |
|  |   |  | 98- | L   |  |  | M/T                                      | <b>17-0649</b> |    | 22 |    |      | 83   |    |   | 90 |   | 555 | s7  |   |  |
|  | 98-   |   | R   |   |  |  | M/T                                      | <b>17-0650</b> |    | 22 |    |      | 83   |    |   | 90 |   | 903 | s7  |   |  |






















| Palio/Siena (178BX) '96-  |   |  | L/R |  |  | NOTE                      | METELLI ref.              | ABS     | A  | B  | C  | D  | E    | F   | H  | I  | L   | M   | Fig |   |
|---|---|---|-----|---|---|---------------------------|---------------------------|---------|----|----|----|----|------|-----|----|----|-----|-----|-----|---|
| 1.4 (51 kW) Eng. 178B2.000  |    | 02-   |     | ●   |   | Cina                      | 13-0175                   |         |    |    | 23 | 77 | 105  |     |    |    |     |     |     |   |
|   |   | 97-   |     | ●   |   | Ch -569017, Incl. Polonia | 13-0174                   |         |    |    | 20 | 68 | 80   |     |    |    |     |     |     |   |
|   |   | 97-   |     | ●   |   | +/-ABS, America Latina    | 13-0173                   |         |    |    | 20 | 75 | 105  |     |    |    |     |     |     |   |
|   |    | 02-   |     | ●   |   |                           | Cina                      | 15-1481 |    | 22 | 22 | 51 | 83   | 54  |    |    |     |     | 4   | 3 |
|   |   | 97-   |     | ●   |   |                           | Ch -569017, Incl. Polonia | 15-1240 |    | 22 | 20 | 52 | 80   | 55  |    |    |     |     | 4   | 3 |
|   |   | 97-   |     | ●   |   |                           | +ABS, America Latina      | 15-1232 | 44 | 22 | 22 | 52 | 83,1 | 54  |    |    |     |     | 4   | 3 |
|   |   | 97-   |     | ●   |   |                           | -ABS, America Latina      | 15-1231 |    | 22 | 22 | 52 | 83   | 54  |    |    |     |     | 4   | 3 |
| 1.4 Kat (51 kW) Eng. 178B2.016  |    | 02-   |     | ●   |   | Cina                      | 13-0175                   |         |    |    | 23 | 77 | 105  |     |    |    |     |     |     |   |
|   |   | 97-   |     | ●   |   | Ch -569017, Incl. Polonia | 13-0174                   |         |    |    | 20 | 68 | 80   |     |    |    |     |     |     |   |
|   |   | 97-   |     | ●   |   |                           | +/-ABS, America Latina    | 13-0173 |    |    |    | 20 | 75   | 105 |    |    |     |     |     |   |
|   |    | 02-   |     | ●   |   |                           | Cina                      | 15-1481 |    | 22 | 22 | 51 | 83   | 54  |    |    |     |     | 4   | 3 |
|   |   | 97-   |     | ●   |   |                           | Ch -569017, Incl. Polonia | 15-1240 |    | 22 | 20 | 52 | 80   | 55  |    |    |     |     | 4   | 3 |
|   |   | 97-   |     | ●   |   |                           | +ABS, America Latina      | 15-1232 | 44 | 22 | 22 | 52 | 83,1 | 54  |    |    |     |     | 4   | 3 |
|   |   | 97-   |     | ●   |   |                           | -ABS, America Latina      | 15-1231 |    | 22 | 22 | 52 | 83   | 54  |    |    |     |     | 4   | 3 |
|  | 96-   | L   |     |   |   | M/T                       | 17-0649                   |         | 22 |    |    | 83 |      |     | 90 |    | 555 | s7  |     |   |
|   | 96-   | R   |     |   |   | M/T                       | 17-0650                   |         | 22 |    |    | 83 |      |     | 90 |    | 903 | s7  |     |   |
| 1.5 (57 kW) Eng. 350A1.000/178A6.011  |    | 96-98   |     | ●   |   | +/-ABS, America Latina    | 13-0173                   |         |    |    | 20 | 75 | 105  |     |    |    |     |     |     |   |
|   |   | 96-98   |     | ●   |   |                           | +ABS, America Latina      | 15-1232 | 44 | 22 | 22 | 52 | 83,1 | 54  |    |    |     |     | 4   | 3 |
|   |    | 96-98   |     | ●   |   |                           | -ABS, America Latina      | 15-1231 |    | 22 | 22 | 52 | 83   | 54  |    |    |     |     | 4   | 3 |
| 1.6 16v (74-78 kW) Eng. 178B3.000   |    | 97-   |     | ●   |   | +/-ABS, America Latina    | 13-0173                   |         |    |    | 20 | 75 | 105  |     |    |    |     |     |     |   |
|   |   | 97-   |     | ●   |   |                           | +ABS, America Latina      | 15-1232 | 44 | 22 | 22 | 52 | 83,1 | 54  |    |    |     |     | 4   | 3 |
|   |  | 97-   |     | ●   |   |                           | -ABS, America Latina      | 15-1231 |    | 22 | 22 | 52 | 83   | 54  |    |    |     |     | 4   | 3 |
|   |   | 96-   | L   |   |   |                           | M/T                       | 17-0649 |    | 22 |    |    | 83   |     |    | 90 |     | 555 | s7  |   |
|   |   | 96-   | R   |   |   |                           | M/T                       | 17-0650 |    | 22 |    |    | 83   |     |    | 90 |     | 903 | s7  |   |
| 1.7 TD (51 kW) Eng. 176A5.000   |  | 7/00-   |     | ●   |   | -ABS                      | 13-0537                   |         |    |    | 20 | 68 | 80   |     |    |    |     |     |     |   |
|   |   | 97-7/00   |     | ●   |   |                           | +/-ABS                    | 13-0173 |    |    |    | 20 | 75   | 105 |    |    |     |     |     |   |
|   |  | -7/00   |     | ●   |   |                           | -ABS                      | 15-1231 |    | 22 | 22 | 52 | 83   | 54  |    |    |     |     | 4   | 3 |
|   |   | 7/00-   |     | ●   |   |                           | -ABS                      | 15-1411 |    | 22 | 22 | 52 | 80   | 53  |    |    |     |     | 4   | 3 |
|   |   | 97-   |     | ●   |   |                           | +ABS                      | 15-1232 | 44 | 22 | 22 | 52 | 83,1 | 54  |    |    |     |     | 4   | 3 |
|   |  | 96-   | L   |   |   |                           | M/T                       | 17-0649 |    | 22 |    |    | 83   |     |    | 90 |     | 555 | s7  |   |
| 96-   |   | R   |     |   |   | M/T                       | 17-0650                   |         | 22 |    |    | 83 |      |     | 90 |    | 903 | s7  |     |   |

















| <b>Panda I (141A) '80-'04</b>                       |   |    | L/R |    |    | NOTE | METELLI ref. | ABS     | A  | B  | C    | D    | E   | F  | H | I  | L  | M   | Fig |  |  |
|---|---|---|-----|---|---|------|--------------|---------|----|----|------|------|-----|----|---|----|----|-----|-----|--|--|
| 0.65 (22 kW) Eng. 141A.000                          |    | 82-   |     | •   |   |      | 13-0002      |         |    |    | 20   | 68   | 80  |    |   |    |    |     |     |  |  |
|   |    | 82-   |     | •   |   |      | 15-1019      |         | 20 | 20 | 43,1 | 80   | 55  |    |   |    |    | 4   | 3   |  |  |
| 0.75 Fire (25 kW) Eng. 156A4.000                    |    | 86-95   |     | •   |   |      | 13-0002      |         |    |    | 20   | 68   | 80  |    |   |    |    |     |     |  |  |
|   |    | 86-95   |     | •   |   |      | 15-1019      |         | 20 | 20 | 43,1 | 80   | 55  |    |   |    |    | 4   | 3   |  |  |
| 0.75, Kat (25 kW) Eng. 141B.000                     |    | 86-95   |     | •   |   |      | 13-0002      |         |    |    | 20   | 68   | 80  |    |   |    |    |     |     |  |  |
|   |    | 86-95   |     | •   |   |      | 15-1019      |         | 20 | 20 | 43,1 | 80   | 55  |    |   |    |    | 4   | 3   |  |  |
| 0.9 (29 kW) Eng. 1170A1.046                         |    | 92-96   |     | •   |   |      | 13-0002      |         |    |    | 20   | 68   | 80  |    |   |    |    |     |     |  |  |
|   |    | 92-96   |     | •   |   |      | 15-1019      |         | 20 | 20 | 43,1 | 80   | 55  |    |   |    |    | 4   | 3   |  |  |
| 0.9 (33 kW) Eng. 100GL3.000/ 146A.000               |    | 3/80-85   |     | •   |   |      | 13-0002      |         |    |    | 20   | 68   | 80  |    |   |    |    |     |     |  |  |
|   |    | 3/80-85   |     | •   |   |      | 15-1019      |         | 20 | 20 | 43,1 | 80   | 55  |    |   |    |    | 4   | 3   |  |  |
| 0.95, 4WD (35 kW) Eng. A112B1.054                   |    | 82-   |     | •   | FWD   |      | 13-0002      |         |    |    | 20   | 68   | 80  |    |   |    |    |     |     |  |  |
|   |    | 82-   |     | •   | FWD   |      | 15-1019      |         | 20 | 20 | 43,1 | 80   | 55  |    |   |    |    | 4   | 3   |  |  |
| 1.0 4WD (32 kW) Eng. 156A2.100/ 156A3.100           |    | 86-92   |     | •   | FWD   |      | 13-0002      |         |    |    | 20   | 68   | 80  |    |   |    |    |     |     |  |  |
|   |    | 86-92   |     | •   | FWD   |      | 15-1019      |         | 20 | 20 | 43,1 | 80   | 55  |    |   |    |    | 4   | 3   |  |  |
| 1.0 i.e. Kat, 4WD (33 kW) Eng. 141C2.000/ 156A2.246 |    | 87-98   |     | •   | FWD   |      | 13-0002      |         |    |    | 20   | 68   | 80  |    |   |    |    |     |     |  |  |
|   |    | 87-98   |     | •   | FWD   |      | 15-1019      |         | 20 | 20 | 43,1 | 80   | 55  |    |   |    |    | 4   | 3   |  |  |
| 1.0, 4WD (37 kW) Eng. 156A3.000                     |    | 86-92   |     | •   | FWD   |      | 13-0002      |         |    |    | 20   | 68   | 80  |    |   |    |    |     |     |  |  |
|   |    | 86-92   |     | •   | FWD   |      | 15-1019      |         | 20 | 20 | 43,1 | 80   | 55  |    |   |    |    | 4   | 3   |  |  |
| 1.1, 4WD (37 kW) Eng. 156C.046                      |    | 91-96   |     | •   |   |      | 13-0002      |         |    |    | 20   | 68   | 80  |    |   |    |    |     |     |  |  |
|   |   | 91-96   |     | •   |   |      | 15-1019      |         | 20 | 20 | 43,1 | 80   | 55  |    |   |    |    | 4   | 3   |  |  |
| 1.1, 4WD (40 kW) Eng. 176B2.000                     |  | 2/95-   |     | •   |   |      | 13-0002      |         |    |    | 20   | 68   | 80  |    |   |    |    |     |     |  |  |
|   |  | 2/95-   |     | •   |   |      | 15-1019      |         | 20 | 20 | 43,1 | 80   | 55  |    |   |    |    | 4   | 3   |  |  |
| 1.3 D (27 kW) Eng. 156A5.000                        |  | 86-92   |     | •   |   |      | 13-0002      |         |    |    | 20   | 68   | 80  |    |   |    |    |     |     |  |  |
|   |  | 86-92   |     | •   |   |      | 15-1019      |         | 20 | 20 | 43,1 | 80   | 55  |    |   |    |    | 4   | 3   |  |  |
| <b>Panda II (169) '03-</b>                          |   |  | L/R |  |  | NOTE | METELLI ref. | ABS     | A  | B  | C    | D    | E   | F  | H | I  | L  | M   | Fig |  |  |
| 1.1 (40 kW) Eng. 187A1.000                          |  | 10/03-  |     | •   |   |      | 13-0316      |         |    |    | 20   | 68   | 100 |    |   |    |    |     |     |  |  |
|   |  | 10/03-  |     | •   |   |      | 15-1457      |         | 22 | 20 | 47   | 72,3 | 40  |    |   |    |    | 4a  | 1   |  |  |
|   |  | 03-   | L   |   |   | M/T  |              | 17-0821 |    | 22 | 22   |      | 72  | 67 |   | 74 | 61 | 632 | s3  |  |  |
|   |   | 03-   | R   |   |   | M/T  |              | 17-0822 |    | 22 | 22   |      | 72  | 67 |   | 74 | 61 | 828 | s3  |  |  |



















| Panda II (169) '03-                        |    | L/R   |  |  | NOTE | METELLI ref. | ABS     | A  | B  | C  | D    | E   | F    | H | I  | L    | M   | Fig |    |  |
|--|---|-------|---|---|------|--------------|---------|----|----|----|------|-----|------|---|----|------|-----|-----|----|--|
| 1.2 (44 kW) Eng. 188A4.000                 |    | 9/03- |   | •   |      | 13-0316      |         |    |    | 20 | 68   | 100 |      |   |    |      |     |     |    |  |
|  |    | 9/03- |   | •   |      | 15-1457      |         | 22 | 20 | 47 | 72,3 | 40  |      |   |    |      |     | 4a  | 1  |  |
|  |    | 03-   | L   |   |      | M/T+A/T      | 17-0821 |    | 22 | 22 |      | 72  | 67   |   | 74 | 61   | 632 |     | s3 |  |
|  |   | 03-   | R   |   |      | M/T+A/T      | 17-0822 |    | 22 | 22 |      | 72  | 67   |   | 74 | 61   | 828 |     | s3 |  |
| 1.2 4WD (44 kW) Eng. 188A4.000             |    | 04-   |   | •   |      | 13-0271      |         |    |    | 20 | 68   | 100 |      |   |    |      |     |     |    |  |
|  |    | 04-   |   | •   |      | 15-1396      |         | 25 | 22 | 51 | 79   | 47  |      |   |    |      |     | 4   | 1  |  |
|  |    | 04-   | L   |   |      | FWD          | 17-0710 |    | 25 |    |      | 79  |      |   | 84 |      | 589 |     |    |  |
|  |   | 04-   | L   |   |      | RWD, M/T     | 17-0829 |    | 22 | 22 |      | 72  | 69,7 |   | 74 | 62,5 | 700 |     | s3 |  |
|  |   | 04-   | R   |   |      | FWD          | 17-0711 |    | 25 |    |      | 79  |      |   | 84 |      | 820 |     |    |  |
|  |   | 04-   | R   |   |      | RWD, M/T     | 17-0830 |    | 22 | 22 |      | 72  | 69,7 |   | 74 | 62,5 | 716 |     | s3 |  |
| 1.2 Bi-Power (44 kW) Eng. 188A4.000        |    | 07-   |   | •   |      | 13-0271      |         |    |    | 20 | 68   | 100 |      |   |    |      |     |     |    |  |
|  |    | 07-   |   | •   |      | 15-1396      |         | 25 | 22 | 51 | 79   | 47  |      |   |    |      |     | 4   | 1  |  |
|  |    | 07-   | L   |   |      | M/T          | 17-0827 |    | 25 | 22 |      | 79  | 72   |   | 84 | 61   | 593 |     | s3 |  |
|  |   | 07-   | R   |   |      | M/T          | 17-0828 |    | 25 | 22 |      | 79  | 72   |   | 84 | 61   | 829 |     | s3 |  |
| 1.2 LPG (51 kW) Eng. 169A4.000             |    | 10-   |   | •   |      | 13-0271      |         |    |    | 20 | 68   | 100 |      |   |    |      |     |     |    |  |
|  |    | 10-   |   | •   |      | 15-1396      |         | 25 | 22 | 51 | 79   | 47  |      |   |    |      |     | 4   | 1  |  |
| 1.2 Natural power (38 kW) Eng. 188A4000CNG |    | 09-   |   | •   |      | 13-0271      |         |    |    | 20 | 68   | 100 |      |   |    |      |     |     |    |  |
|  |    | 09-   |   | •   |      | 15-1396      |         | 25 | 22 | 51 | 79   | 47  |      |   |    |      |     | 4   | 1  |  |
| 1.2, 4WD (51 kW) Eng. 169A4.000            |    | 09-   |   | •   |      | 13-0271      |         |    |    | 20 | 68   | 100 |      |   |    |      |     |     |    |  |
|  |   | 09-   |   | •   |      | 15-1396      |         | 25 | 22 | 51 | 79   | 47  |      |   |    |      |     | 4   | 1  |  |
| 1.3 JTD (51 kW) Eng. 188A9.000             |  | 9/03- |   | •   |      | 13-0271      |         |    |    | 20 | 68   | 100 |      |   |    |      |     |     |    |  |
|  |  | 9/03- |   | •   |      | 15-1396      |         | 25 | 22 | 51 | 79   | 47  |      |   |    |      |     | 4   | 1  |  |
|  |  | 03-   | L   |   |      | M/T          | 17-0827 |    | 25 | 22 |      | 79  | 72   |   | 84 | 61   | 593 |     | s3 |  |
|  |   | 03-   | R   |   |      | M/T          | 17-0828 |    | 25 | 22 |      | 79  | 72   |   | 84 | 61   | 829 |     | s3 |  |
| 1.3 JTD 4WD (51 kW) Eng. 188A9.000         |  | 04-   |   | •   |      | 13-0271      |         |    |    | 20 | 68   | 100 |      |   |    |      |     |     |    |  |
|  |  | 04-   |   | •   |      | 15-1396      |         | 25 | 22 | 51 | 79   | 47  |      |   |    |      |     | 4   | 1  |  |
| 1.3 MJT (55 kW) Eng. 188A8.000             |  | 6/06- |   | •   |      | 13-0271      |         |    |    | 20 | 68   | 100 |      |   |    |      |     |     |    |  |
|  |  | 6/06- |   | •   |      | 15-1396      |         | 25 | 22 | 51 | 79   | 47  |      |   |    |      |     | 4   | 1  |  |
| 1.3 MJT 4WD (55 kW) Eng. 188A8.000         |  | 10-   |   | •   |      | 13-0271      |         |    |    | 20 | 68   | 100 |      |   |    |      |     |     |    |  |
|  |  | 10-   |   | •   |      | 15-1396      |         | 25 | 22 | 51 | 79   | 47  |      |   |    |      |     | 4   | 1  |  |
| 1.4 16v (74 kW) Eng. 169A3.000             |  | 06-   |   | •   |      | 13-0271      |         |    |    | 20 | 68   | 100 |      |   |    |      |     |     |    |  |
|  |  | 06-   |   | •   |      | 15-1396      |         | 25 | 22 | 51 | 79   | 47  |      |   |    |      |     | 4   | 1  |  |




























































| <b>Panda II (169) '03-</b>                            |   |  | L/R |  |  | NOTE          | METELLI ref. | ABS | A  | B  | C    | D    | E    | F | H | I | L | M  | Fig |  |
|---|---|---|-----|---|--|---------------|--------------|-----|----|----|------|------|------|---|---|---|---|----|-----|--|
| 1.4 Bi-power, Natural power (57 kW)<br>Eng. 350A1.000 |    | 10-   |     | •   |  |               | 13-0271      |     |    |    | 20   | 68   | 100  |   |   |   |   |    |     |  |
|   |    | 10-   |     | •   |  |               | 15-1396      |     | 25 | 22 | 51   | 79   | 47   |   |   |   |   | 4  | 1   |  |
| <b>Premio '85-'96</b>                                 |   |  | L/R |  |  | NOTE          | METELLI ref. | ABS | A  | B  | C    | D    | E    | F | H | I | L | M  | Fig |  |
| 1.3 (43 kW)   |    | 85-   |     | •   |  | Brazil        | 13-0002      |     |    |    | 20   | 68   | 80   |   |   |   |   |    |     |  |
|   |    | 85-   |     | •   |  | Brazil        | 15-1002      |     | 22 | 20 | 48,1 | 80   | 55   |   |   |   |   | 4  | 3   |  |
| 1.5 (49 kW)   |    | 85-   |     | •   |  | Brazil        | 13-0002      |     |    |    | 20   | 68   | 80   |   |   |   |   |    |     |  |
|   |    | 85-   |     | •   |  | Brazil        | 15-1002      |     | 22 | 20 | 48,1 | 80   | 55   |   |   |   |   | 4  | 3   |  |
| 1.5 i.e. (55 kW) Eng. 138C2.048/ 149C1.000            |    | 92-96   |     | •   |  | Brazil        | 13-0002      |     |    |    | 20   | 68   | 80   |   |   |   |   |    |     |  |
|   |    | 92-96   |     | •   |  | Brazil        | 15-1002      |     | 22 | 20 | 48,1 | 80   | 55   |   |   |   |   | 4  | 3   |  |
| 1.6 (62 kW) Eng. 159A3.000                            |    | 90-   |     | •   |  | Brazil        | 13-0002      |     |    |    | 20   | 68   | 80   |   |   |   |   |    |     |  |
|   |    | 90-   |     | •   |  | Brazil        | 15-1002      |     | 22 | 20 | 48,1 | 80   | 55   |   |   |   |   | 4  | 3   |  |
| 1.6 i.e. (60 kW)                                      |    | 93-96   |     | •   |  | Brazil        | 13-0002      |     |    |    | 20   | 68   | 80   |   |   |   |   |    |     |  |
|   |    | 93-96   |     | •   |  | Brazil        | 15-1002      |     | 22 | 20 | 48,1 | 80   | 55   |   |   |   |   | 4  | 3   |  |
| <b>Punto Evo (199) '09-</b>                           |   |  | L/R |  |  | NOTE          | METELLI ref. | ABS | A  | B  | C    | D    | E    | F | H | I | L | M  | Fig |  |
| 1.2 (48 kW) Eng. 199A4.000                            |    | 09-   |     | •   |  | Gkn           | 13-0393      |     |    |    | 22   | 72   | 127  |   |   |   |   |    |     |  |
|   |    | 09-   |     | •   |  | Gkn           | 15-1593      |     | 22 | 21 | 51   | 75,1 | 40,5 |   |   |   |   | 4a | 1   |  |
| 1.2 (51 kW) Eng. 169A4.000                            |    | 09-   |     | •   |  |               | 13-0393      |     |    |    | 22   | 72   | 127  |   |   |   |   |    |     |  |
|   |   | 09-   |     | •   |  |               | 15-1593      |     | 22 | 21 | 51   | 75,1 | 40,5 |   |   |   |   | 4a | 1   |  |
| 1.3 MJT (62 kW) Eng. 223A9.000                        |  | 09-   |     | •   |  |               | 13-0460      |     |    |    | 25   | 78   | 130  |   |   |   |   |    |     |  |
|   |  | 09-   |     | •   |  |               | 15-1687      |     | 25 | 25 | 51   | 87   | 47,1 |   |   |   |   | 4  | 1   |  |
| 1.3 MJT (66 kW) Eng. 199A3.000                        |  | 09-   |     | •   |  | G.Box: PCC510 | 13-0287      |     |    |    | 25   | 78   | 130  |   |   |   |   |    |     |  |
|   |  | 09-   |     | •   |  | G.Box: PCC510 | 15-1449      |     | 25 | 24 | 51   | 84   | 46   |   |   |   |   | 4  | 1   |  |
| 1.3 MJT (70 kW) Eng. 199B1.000                        |  | 09-   |     | •   |  |               | 13-0460      |     |    |    | 25   | 78   | 130  |   |   |   |   |    |     |  |
|   |  | 09-   |     | •   |  |               | 15-1687      |     | 25 | 25 | 51   | 87   | 47,1 |   |   |   |   | 4  | 1   |  |
| 1.4 (57 kW) Eng. 350A1.000                            |  | 09-   |     | •   |  | Gkn           | 13-0393      |     |    |    | 22   | 72   | 127  |   |   |   |   |    |     |  |
|   |  | 09-   |     | •   |  | Gkn           | 15-1593      |     | 22 | 21 | 51   | 75,1 | 40,5 |   |   |   |   | 4a | 1   |  |
| 1.4 16v T. MultiAir (99 kW) Eng. 955A2.000            |  | 09-   |     | •   |  |               | 13-0460      |     |    |    | 25   | 78   | 130  |   |   |   |   |    |     |  |
|   |  | 09-   |     | •   |  |               | 15-1687      |     | 25 | 25 | 51   | 87   | 47,1 |   |   |   |   | 4  | 1   |  |
| 1.4 Abarth (120 kW) Eng. 955A8.000                    |  | 09-   |     | •   |  |               | 13-0460      |     |    |    | 25   | 78   | 130  |   |   |   |   |    |     |  |
|   |  | 09-   |     | •   |  |               | 15-1687      |     | 25 | 25 | 51   | 87   | 47,1 |   |   |   |   | 4  | 1   |  |






































| <b>Punto Evo (199) '09-</b>            |   |  | L/R |  |  | NOTE              | METELLI ref.      | ABS            | A  | B  | C    | D    | E    | F  | H  | I  | L   | M   | Fig |   |  |
|--|---|---|-----|---|--|-------------------|-------------------|----------------|----|----|------|------|------|----|----|----|-----|-----|-----|---|--|
| 1.4 LPG (57 kW) Eng. 350A1.000         |    | 09-   |     | •   |  |                   | <b>13-0393</b>    |                |    |    | 22   | 72   | 127  |    |    |    |     |     |     |   |  |
|  |    | 09-   |     | •   |  |                   | <b>15-1593</b>    |                | 22 | 21 | 51   | 75,1 | 40,5 |    |    |    |     | 4a  | 1   |   |  |
| 1.4 MultiAir (77 kW) Eng. 955A6.000    |    | 09-   |     | •   |  |                   | <b>13-0420</b>    |                |    |    | 23   | 78   | 90   |    |    |    |     |     |     |   |  |
|  |    | 09-   |     | •   |  |                   | <b>15-1637</b>    |                | 22 | 22 | 51   | 79,1 | 39,8 |    |    |    |     | 4a  | 1   |   |  |
| 1.6 MJT (88 kW) Eng. 955A3.000         |    | 09-   |     | •   |  |                   | <b>13-0397</b>    |                |    |    | 20   | 68   | 100  |    |    |    |     |     |     |   |  |
|  |    | 09-   |     | •   |  |                   | <b>15-1601</b>    |                | 25 | 33 | 51   | 84   | 48   |    |    |    |     | 4   | 2   |   |  |
| <b>Punto I (176,C), Cabrio '93-'99</b> |   |  | L/R |  |  | NOTE              | METELLI ref.      | ABS            | A  | B  | C    | D    | E    | F  | H  | I  | L   | M   | Fig |   |  |
| 1.1 (40 kW) Eng. 176A6.000/ 176B2.000  |    | 9/93-7/99   |     | •   |  | +/-ABS            | <b>13-0538</b>    |                |    |    | 20   | 68   | 80   |    |    |    |     |     |     |   |  |
|  |    | 9/93-7/99   |     | •   |  | +ABS              | <b>15-1106</b>    | 44             | 22 | 20 | 71,6 | 80   | 40   |    |    |    |     |     | 4a  | 3 |  |
|  |   | 9/93-7/99   |     | •   |  | -ABS              | <b>15-1105</b>    |                | 22 | 20 | 71,6 | 80   | 40   |    |    |    |     |     | 4a  | 3 |  |
|  |    | 9/93-   | L   |   |  |                   | +ABS, Eng. S.P.I. | <b>17-0237</b> | 44 | 22 | 19   | 22   | 80   | 67 |    | 80 | 61  | 585 | s16 |   |  |
|  |   | 9/93-   | L   |   |  |                   | -ABS, Eng. S.P.I. | <b>17-0235</b> |    | 22 | 19   | 22   | 80   | 67 |    | 80 | 61  | 585 | s16 |   |  |
|  |   | 9/93-   | R   |   |  |                   | +ABS, Eng. S.P.I. | <b>17-0238</b> | 44 | 22 | 19   | 22   | 80   | 67 |    | 80 | 61  | 870 | s16 |   |  |
|  |   | 9/93-   | R   |   |  |                   | -ABS, Eng. S.P.I. | <b>17-0236</b> |    | 22 | 19   | 22   | 80   | 67 |    | 80 | 61  | 870 | s16 |   |  |
| 1.2 16v, Cabrio (63 kW) Eng. 176B9.000 |    | 97-99   |     | •   |  | +/-ABS            | <b>13-0538</b>    |                |    |    | 20   | 68   | 80   |    |    |    |     |     |     |   |  |
|  |    | 97-99   |     | •   |  | +ABS              | <b>15-1106</b>    | 44             | 22 | 20 | 71,6 | 80   | 40   |    |    |    |     |     | 4a  | 3 |  |
|  |   | 97-99   |     | •   |  | -ABS              | <b>15-1105</b>    |                | 22 | 20 | 71,6 | 80   | 40   |    |    |    |     |     | 4a  | 3 |  |
|  |    | 97-99   | L   |   |  |                   | +ABS, Eng. S.P.I. | <b>17-0237</b> | 44 | 22 | 19   | 22   | 80   | 67 |    | 80 | 61  | 585 | s16 |   |  |
|  |   | 97-99   | L   |   |  |                   | -ABS, Eng. S.P.I. | <b>17-0235</b> |    | 22 | 19   | 22   | 80   | 67 |    | 80 | 61  | 585 | s16 |   |  |
|  |   | 97-99   | R   |   |  |                   | +ABS, Eng. S.P.I. | <b>17-0238</b> | 44 | 22 | 19   | 22   | 80   | 67 |    | 80 | 61  | 870 | s16 |   |  |
|  |   | 97-99   | R   |   |  |                   | -ABS, Eng. S.P.I. | <b>17-0236</b> |    | 22 | 19   | 22   | 80   | 67 |    | 80 | 61  | 870 | s16 |   |  |
| 1.2 60, Cabrio (43 kW) Eng. 176A7.000  |  | 94-99   |     | •   |  | +/-ABS            | <b>13-0538</b>    |                |    |    | 20   | 68   | 80   |    |    |    |     |     |     |   |  |
|  |  | 94-99   |     | •   |  | +ABS              | <b>15-1106</b>    | 44             | 22 | 20 | 71,6 | 80   | 40   |    |    |    |     |     | 4a  | 3 |  |
|  |   | 94-99   |     | •   |  | -ABS              | <b>15-1105</b>    |                | 22 | 20 | 71,6 | 80   | 40   |    |    |    |     |     | 4a  | 3 |  |
|  |  | 94-99   | L   |   |  |                   | +ABS, Eng. S.P.I. | <b>17-0237</b> | 44 | 22 | 19   | 22   | 80   | 67 |    | 80 | 61  | 585 | s16 |   |  |
|  |   | 94-99   | L   |   |  |                   | -ABS, Eng. M.P.I. | <b>17-0245</b> |    | 22 | 20   | 22   | 80   | 72 |    | 80 | 61  | 585 | s16 |   |  |
|  |   | 94-99   | L   |   |  |                   | -ABS, Eng. S.P.I. | <b>17-0235</b> |    | 22 | 19   | 22   | 80   | 67 |    | 80 | 61  | 585 | s16 |   |  |
|  |   | 94-99   | R   |   |  |                   | +ABS, Eng. S.P.I. | <b>17-0238</b> | 44 | 22 | 19   | 22   | 80   | 67 |    | 80 | 61  | 870 | s16 |   |  |
|  |   | 94-99   | R   |   |  |                   | -ABS, Eng. M.P.I. | <b>17-0246</b> |    | 22 | 20   | 22   | 80   | 72 |    | 80 | 61  | 870 | s16 |   |  |
| 94-99                                  |   | R   |     |   |  | -ABS, Eng. S.P.I. | <b>17-0236</b>    |                | 22 | 19 | 22   | 80   | 67   |    | 80 | 61 | 870 | s16 |     |   |  |

| Punto I (176,C), Cabrio '93-'99                     |   |  | L/R |  |  | NOTE                  | METELLI ref.        | ABS     | A  | B  | C    | D   | E   | F   | H  | I  | L   | M   | Fig |     |   |
|---|---|---|-----|---|---|-----------------------|---------------------|---------|----|----|------|-----|-----|-----|----|----|-----|-----|-----|-----|---|
| 1.2 60, Cabrio (44 kW) Eng. 176B1.000/<br>176B4.000 |    | 94-99   |     | ●   |   | +/-ABS                | 13-0538             |         |    |    | 20   | 68  | 80  |     |    |    |     |     |     |     |   |
|   |    | 94-99   |     | ●   |   | +ABS                  | 15-1106             | 44      | 22 | 20 | 71,6 | 80  | 40  |     |    |    |     |     | 4a  | 3   |   |
|   |   | 94-99   |     | ●   |   | -ABS                  | 15-1105             |         | 22 | 20 | 71,6 | 80  | 40  |     |    |    |     |     |     | 4a  | 3 |
|   |    | 94-99   | L   |   |   |                       | +ABS, Eng. S.P.I.   | 17-0237 | 44 | 22 | 19   | 22  | 80  | 67  |    | 80 | 61  | 585 | s16 |     |   |
|   |   | 94-99   | L   |   |   |                       | -ABS, Eng. M.P.I.   | 17-0245 |    | 22 | 20   | 22  | 80  | 72  |    | 80 | 61  | 585 | s16 |     |   |
|   |   | 94-99   | L   |   |   |                       | -ABS, Eng. S.P.I.   | 17-0235 |    | 22 | 19   | 22  | 80  | 67  |    | 80 | 61  | 585 | s16 |     |   |
|   |   | 94-99   | R   |   |   |                       | +ABS, Eng. S.P.I.   | 17-0238 | 44 | 22 | 19   | 22  | 80  | 67  |    | 80 | 61  | 870 | s16 |     |   |
|   |   | 94-99   | R   |   |   |                       | -ABS, Eng. M.P.I.   | 17-0246 |    | 22 | 20   | 22  | 80  | 72  |    | 80 | 61  | 870 | s16 |     |   |
| 94-99   |   | R   |     |   |   | -ABS, Eng. S.P.I.     | 17-0236             |         | 22 | 19 | 22   | 80  | 67  |     | 80 | 61 | 870 | s16 |     |     |   |
| 1.2 75 (54 kW) Eng. 176A8.000                       |    | 94-99   |     | ●   |   | +/-ABS                | 13-0538             |         |    |    | 20   | 68  | 80  |     |    |    |     |     |     |     |   |
|   |    | 94-99   |     | ●   |   | +ABS                  | 15-1106             | 44      | 22 | 20 | 71,6 | 80  | 40  |     |    |    |     |     | 4a  | 3   |   |
|   |   | 94-99   |     | ●   |   | -ABS                  | 15-1105             |         | 22 | 20 | 71,6 | 80  | 40  |     |    |    |     |     |     | 4a  | 3 |
|   |    | 94-99   | L   |   |   |                       | +ABS, Eng. S.P.I.   | 17-0237 | 44 | 22 | 19   | 22  | 80  | 67  |    | 80 | 61  | 585 | s16 |     |   |
|   |   | 94-99   | L   |   |   |                       | -ABS, Eng. M.P.I.   | 17-0245 |    | 22 | 20   | 22  | 80  | 72  |    | 80 | 61  | 585 | s16 |     |   |
|   |   | 94-99   | L   |   |   |                       | -ABS, Eng. S.P.I.   | 17-0235 |    | 22 | 19   | 22  | 80  | 67  |    | 80 | 61  | 585 | s16 |     |   |
|   |   | 94-99   | R   |   |   |                       | +ABS, Eng. S.P.I.   | 17-0238 | 44 | 22 | 19   | 22  | 80  | 67  |    | 80 | 61  | 870 | s16 |     |   |
|   |   | 94-99   | R   |   |   |                       | -ABS, Eng. M.P.I.   | 17-0246 |    | 22 | 20   | 22  | 80  | 72  |    | 80 | 61  | 870 | s16 |     |   |
| 94-99   |   | R   |     |   |   | -ABS, Eng. S.P.I.     | 17-0236             |         | 22 | 19 | 22   | 80  | 67  |     | 80 | 61 | 870 | s16 |     |     |   |
| 1.4 GT T. (96 kW) Eng. 176B6.000                    |    | 96-   |     | ●   |   | +ABS                  | 13-0149             |         |    |    | 25   | 86  | 96  |     |    |    |     |     |     |     |   |
|   |    | 96-   |     | ●   |   | +ABS                  | 15-1212             | 44      | 25 | 25 | 52   | 90  | 47  |     |    |    |     |     | 4   | 3   |   |
| 1.4 GT T. (98 kW) Eng. 176A4.000                    |   | 94-96   |     | ●   |   | +/-ABS, Vett 0305276- | 13-0149             |         |    |    | 25   | 86  | 96  |     |    |    |     |     |     |     |   |
|   |   | 94-96   |     | ●   |   | +ABS, Vett -0305275   | 13-0020             |         |    |    | 25   | 86  | 96  |     |    |    |     |     |     |     |   |
|   |   | 94-96   |     | ●   |   | -ABS, Vett -0305275   | 13-0092             |         |    |    | 25   | 86  | 96  |     |    |    |     |     |     |     |   |
|   |  | 94-96   |     |   | ●   |                       | 14-0019             |         |    |    | 25   | 62  | 81  |     |    |    |     |     |     |     |   |
|   |  | 94-96   |     | ●   |   |                       | +ABS, Vett -0305275 | 15-1110 | 44 | 25 | 25   | 52  | 90  | 47  |    |    |     |     |     | 4   | 2 |
|   |   | 94-96   |     | ●   |   |                       | +ABS, Vett 0305276- | 15-1212 | 44 | 25 | 25   | 52  | 90  | 47  |    |    |     |     |     | 4   | 3 |
|   |   | 94-96   |     | ●   |   |                       | -ABS, Vett -0305275 | 15-1109 |    | 25 | 25   | 52  | 90  | 47  |    |    |     |     |     | 4   | 2 |
|   |   | 94-96   |     | ●   |   |                       | -ABS, Vett 0305276- | 15-1211 |    | 25 | 25   | 52  | 90  | 47  |    |    |     |     |     | 4   | 3 |
|   |  | 94-96   |     |   | ●   |                       | 16-1020             |         |    | 25 |      | 100 |     |     |    |    |     |     |     |     |   |
|   |  | 94-96   | L   |   |   |                       | +ABS                | 17-0534 | 44 | 25 | 25   |     | 90  | 100 |    | 85 |     |     | 479 | s10 |   |
|   |   | 94-96   | L   |   |   |                       | -ABS                | 17-0532 |    | 25 | 25   |     | 90  | 100 |    | 85 |     |     | 479 | s10 |   |
|   |   | 94-96   | R   |   |   |                       | +ABS                | 17-0535 | 44 | 25 | 25   |     | 90  | 100 |    | 85 |     |     | 498 | s10 |   |
| 94-96   |   | R   |     |   |   | -ABS                  | 17-0533             |         | 25 | 25 |      | 90  | 100 |     | 85 |    |     | 498 | s7  |     |   |

































| <b>Punto I (176,C), Cabrio '93-'99</b> |    | L/R        |  |  | NOTE   | METELLI ref.      | ABS            | A  | B  | C    | D  | E    | F   | H | I  | L  | M   | Fig |   |  |
|--|---|------------|---|---|--------|-------------------|----------------|----|----|------|----|------|-----|---|----|----|-----|-----|---|--|
| 1.6 90, Cabrio (65 kW) Eng. 176A9.000  |    | 94-97      |   | ●   | +/-ABS | <b>13-0538</b>    |                |    |    | 20   | 68 | 80   |     |   |    |    |     |     |   |  |
|  |    | 94-97      |   | ●   | +ABS   | <b>15-1106</b>    | 44             | 22 | 20 | 71,6 | 80 | 40   |     |   |    |    | 4a  | 3   |   |  |
|  |   | 94-97      |   | ●   | -ABS   | <b>15-1105</b>    |                | 22 | 20 | 71,6 | 80 | 40   |     |   |    |    |     | 4a  | 3 |  |
|  |    | 94-97      | L   |   |        | -ABS, Eng. M.P.I. | <b>17-0245</b> |    | 22 | 20   | 22 | 80   | 72  |   | 80 | 61 | 585 | s16 |   |  |
|  |   | 94-97      | R   |   |        | -ABS, Eng. M.P.I. | <b>17-0246</b> |    | 22 | 20   | 22 | 80   | 72  |   | 80 | 61 | 870 | s16 |   |  |
| 1.7 D (42 kW) Eng. 176B3.000           |    | 94-97      |   | ●   | +/-ABS | <b>13-0538</b>    |                |    |    | 20   | 68 | 80   |     |   |    |    |     |     |   |  |
|  |    | 94-97      |   | ●   | +ABS   | <b>15-1106</b>    | 44             | 22 | 20 | 71,6 | 80 | 40   |     |   |    |    | 4a  | 3   |   |  |
|  |   | 94-97      |   | ●   | -ABS   | <b>15-1105</b>    |                | 22 | 20 | 71,6 | 80 | 40   |     |   |    |    |     | 4a  | 3 |  |
|  |    | 94-97      | L   |   |        | -ABS, Eng. M.P.I. | <b>17-0245</b> |    | 22 | 20   | 22 | 80   | 72  |   | 80 | 61 | 585 | s16 |   |  |
|  |   | 94-97      | R   |   |        | -ABS, Eng. M.P.I. | <b>17-0246</b> |    | 22 | 20   | 22 | 80   | 72  |   | 80 | 61 | 870 | s16 |   |  |
| 1.7 TD (52 kW) Eng. 176A5.000          |    | 10/96-7/99 |   | ●   | +/-ABS | <b>13-0167</b>    |                |    |    | 20   | 75 | 105  |     |   |    |    |     |     |   |  |
|  |   | 7/96-10/96 |   | ●   | +/-ABS | <b>13-0149</b>    |                |    |    | 25   | 86 | 96   |     |   |    |    |     |     |   |  |
|  |   | 94-6/96    |   | ●   | +ABS   | <b>13-0020</b>    |                |    |    | 25   | 86 | 96   |     |   |    |    |     |     |   |  |
|  |   | 94-6/96    |   | ●   | -ABS   | <b>13-0092</b>    |                |    |    | 25   | 86 | 96   |     |   |    |    |     |     |   |  |
|  |    | 94-7/99    |   |   | ●      |                   | <b>14-0019</b> |    |    |      | 25 | 62   | 81  |   |    |    |     |     |   |  |
|  |   | 10/96-7/99 |   | ●   |        | +ABS              | <b>15-1210</b> | 44 | 25 | 22   | 52 | 87   | 47  |   |    |    |     | 4   | 3 |  |
|  |   | 10/96-7/99 |   | ●   |        | -ABS              | <b>15-1209</b> |    | 25 | 22   | 52 | 83   | 47  |   |    |    |     | 4   | 3 |  |
|  |    | 7/96-10/96 |   | ●   |        | +ABS              | <b>15-1212</b> | 44 | 25 | 25   | 52 | 90   | 47  |   |    |    |     | 4   | 3 |  |
|  |   | 7/96-10/96 |   | ●   |        | -ABS              | <b>15-1211</b> |    | 25 | 25   | 52 | 90   | 47  |   |    |    |     | 4   | 3 |  |
|  |   | 94-6/96    |   | ●   |        | +ABS              | <b>15-1110</b> | 44 | 25 | 25   | 52 | 90   | 47  |   |    |    |     | 4   | 2 |  |
|  |   | 94-6/96    |   | ●   |        | -ABS              | <b>15-1109</b> |    | 25 | 25   | 52 | 90   | 47  |   |    |    |     | 4   | 2 |  |
|  |   | 94-7/99    |   |   | ●      |                   | <b>16-1020</b> |    |    | 25   |    | 100  |     |   |    |    |     |     |   |  |
|  |   | 94-96      | L   |   |        | +ABS              | <b>17-0534</b> | 44 | 25 | 25   |    | 90   | 100 |   | 85 |    | 479 | s10 |   |  |
|  |  | 94-96      | L   |   |        | -ABS              | <b>17-0532</b> |    | 25 | 25   |    | 90   | 100 |   | 85 |    | 479 | s10 |   |  |
|  |   | 94-96      | R   |   |        | +ABS              | <b>17-0535</b> | 44 | 25 | 25   |    | 90   | 100 |   | 85 |    | 498 | s10 |   |  |
|  |   | 94-96      | R   |   |        | -ABS              | <b>17-0533</b> |    | 25 | 25   |    | 90   | 100 |   | 85 |    | 498 | s7  |   |  |
| 1.7 TD, TDs (46 kW) Eng. 176B7.000     |  | 96-99      |   | ●   | +/-ABS | <b>13-0091</b>    |                |    |    | 20   | 68 | 80   |     |   |    |    |     |     |   |  |
|  |   | 96-99      |   | ●   | +/-ABS | <b>13-0167</b>    |                |    |    | 20   | 75 | 105  |     |   |    |    |     |     |   |  |
|  |  | 96-99      |   |   | ●      |                   | <b>14-0019</b> |    |    |      | 25 | 62   | 81  |   |    |    |     |     |   |  |
|  |   | 96-99      |   | ●   |        | +ABS              | <b>15-1210</b> | 44 | 25 | 22   | 52 | 87   | 47  |   |    |    |     | 4   | 3 |  |
|  |  | 96-99      |   | ●   |        | +ABS              | <b>15-1227</b> | 44 | 22 | 22   | 46 | 79,8 | 40  |   |    |    |     | 4a  | 3 |  |
|  |   | 96-99      |   | ●   |        | -ABS              | <b>15-1209</b> |    | 25 | 22   | 52 | 83   | 47  |   |    |    |     | 4   | 3 |  |
|  |   | 96-99      |   | ●   |        | -ABS              | <b>15-1226</b> |    | 22 | 22   | 46 | 80   | 40  |   |    |    |     | 4a  | 3 |  |
|  |  | 96-99      |   |   | ●      |                   | <b>16-1020</b> |    |    | 25   |    | 100  |     |   |    |    |     |     |   |  |





























| <b>Punto I (176,C), Cabrio '93-'99</b>    |   |    | L/R   |  |  | NOTE  | METELLI ref. | ABS          | A   | B  | C  | D   | E   | F    | H  | I  | L   | M   | Fig |
|---|---|---|---|---|---|---|--------------|--------------|-----|----|----|-----|-----|------|----|----|-----|-----|-----|
| 1.7 TD, TDs (51 kW) Eng. 176A3.000        |    | 10/96-7/99  |   | •   |   | +/-ABS  | 13-0167      |              |     |    | 20 | 75  | 105 |      |    |    |     |     |     |
|   |   | 94-6/96   |   | •   |   | +ABS  | 13-0020      |              |     |    | 25 | 86  | 96  |      |    |    |     |     |     |
|   |   | 94-6/96   |   | •   |   | -ABS  | 13-0092      |              |     |    | 25 | 86  | 96  |      |    |    |     |     |     |
|   |    | 94-7/99   |   |   | •   |   | 14-0019      |              |     |    | 25 | 62  | 81  |      |    |    |     |     |     |
|   |   |    | 10/96-7/99  |   | •   |   | +ABS         | 15-1210      | 44  | 25 | 22 | 52  | 87  | 47   |    |    |     |     | 4   |
|   | 10/96-7/99  |   |   | •   |   | -ABS  | 15-1209      |              | 25  | 22 | 52 | 83  | 47  |      |    |    |     | 4   | 3   |
|   | 94-6/96   |   |   | •   |   | +ABS  | 15-1110      | 44           | 25  | 25 | 52 | 90  | 47  |      |    |    |     | 4   | 2   |
|   | 94-6/96   |   |   | •   |   | -ABS  | 15-1109      |              | 25  | 25 | 52 | 90  | 47  |      |    |    |     | 4   | 2   |
|   |    | 94-7/99   |   |   | •   |   | 16-1020      |              |     | 25 |    | 100 |     |      |    |    |     |     |     |
|   | <b>Punto II (188) '99-'03</b>   |   |  | L/R   |  |  | NOTE         | METELLI ref. | ABS | A  | B  | C   | D   | E    | F  | H  | I   | L   | M   |
| 1.2 (44 kW) Eng. 188A4.000                |    | 99-03   |   | •   |   | M/T, 6/7Sp  | 13-0216      |              |     |    | 20 | 68  | 80  |      |    |    |     |     |     |
|   |   |    | 99-03   |   | •   | M/T, 6/7Sp  | 14-0019      |              |     |    | 25 | 62  | 81  |      |    |    |     |     |     |
|   |    | 99-03   |   | •   |   | M/T, 6/7Sp  | 15-1296      |              | 22  | 21 | 51 | 75  | 40  |      |    |    |     | 4a  | 1   |
|   |    | 99-03   |   | •   |   | M/T, 6/7Sp  | 16-1020      |              |     | 25 |    | 100 |     |      |    |    |     |     |     |
|   |    | 99-03   | L   |   |   |   | 17-0536      |              | 22  | 20 | 22 | 75  | 72  |      | 90 | 61 | 611 | s16 |     |
|   |   | 99-03   | R   |   |   |   | 17-0537      |              | 22  | 20 | 22 | 75  | 72  |      | 90 | 61 | 840 | s16 |     |
| 1.2 16v (59 kW) Eng. 188A5.000            |    | 99-03   |   | •   |   | M/T, 6/7Sp  | 13-0216      |              |     |    | 20 | 68  | 80  |      |    |    |     |     |     |
|   |   |    | 99-03   |   | •   |   | M/T, 6/7Sp   | 15-1296      |     | 22 | 21 | 51  | 75  | 40   |    |    |     |     | 4a  |
|   |   | 99-03   | L   |   |   |   | 17-0536      |              | 22  | 20 | 22 | 75  | 72  |      | 90 | 61 | 611 | s16 |     |
|   |   | 99-03   | R   |   |   |   | 17-0537      |              | 22  | 20 | 22 | 75  | 72  |      | 90 | 61 | 840 | s16 |     |
| 1.8 HGT (96 kW) Eng. 183A1.000/ 188A6.000 |  | 99-03   |   | •   |   |   | 13-0149      |              |     |    | 25 | 86  | 96  |      |    |    |     |     |     |
|   |   |  | 99-03   |   | •   |   | 14-0019      |              |     |    | 25 | 62  | 81  |      |    |    |     |     |     |
|   |  | 99-03   |   | •   |   |   | 15-1258      |              | 25  | 25 | 51 | 90  | 47  |      |    |    |     | 4   | 3   |
|   |  | 99-03   |   | •   |   |   | 16-1020      |              |     | 25 |    | 100 |     |      |    |    |     |     |     |
|   |  | 99-03   | L   |   |   |   | 17-0424      |              | 25  |    |    | 90  | 100 | 39,3 | 85 |    | 460 | s1  |     |
|   |   | 99-03   | R   |   |   |   | 17-0538      |              | 25  | 25 |    | 90  | 100 |      | 85 |    | 497 |     |     |
| 1.9 DS 60 (44 kW) Eng. 188A3.000          |  | 99-03   |   | •   |   |   | 13-0216      |              |     |    | 20 | 68  | 80  |      |    |    |     |     |     |
|   |   |  | 99-03   |   | •   |   | 14-0019      |              |     |    | 25 | 62  | 81  |      |    |    |     |     |     |
|   |  | 99-03   |   | •   |   |   | 15-1296      |              | 22  | 21 | 51 | 75  | 40  |      |    |    |     | 4a  | 1   |
|   |  | 99-03   |   | •   |   |   | 16-1020      |              |     | 25 |    | 100 |     |      |    |    |     |     |     |
|   |  | 99-   | L   |   |   |   | M/T          | 17-0665      |     | 22 |    |     | 75  |      |    | 90 |     | 566 |     |
|   |   | 99-   | R   |   |   |   | M/T          | 17-0666      |     | 22 |    |     | 75  |      |    | 90 |     | 880 |     |



























| <b>Punto II (188) '99-'03</b>            |   |  | L/R |  |  | NOTE             | METELLI ref.   | ABS | A  | B  | C    | D    | E   | F    | H     | I    | L   | M   | Fig |
|--|---|---|-----|---|--|------------------|----------------|-----|----|----|------|------|-----|------|-------|------|-----|-----|-----|
| 1.9 JTD (59 kW) Eng. 188A2.000           |    | 99-03   |     | •   |  |                  | <b>13-0149</b> |     |    |    | 25   | 86   | 96  |      |       |      |     |     |     |
|  |    | 99-03   |     |   | •  |                  | <b>14-0019</b> |     |    |    | 25   | 62   | 81  |      |       |      |     |     |     |
|  |    | 99-03   |     | •   |  |                  | <b>15-1258</b> |     | 25 | 25 | 51   | 90   | 47  |      |       |      |     | 4   | 3   |
|  |    | 99-03   |     |   | •  |                  | <b>16-1020</b> |     |    | 25 |      | 100  |     |      |       |      |     |     |     |
|  |    | 99-03   | L   |   |  |                  | <b>17-0424</b> |     | 25 |    |      | 90   | 100 | 39,3 | 85    |      |     | 460 | s1  |
|  |   | 99-03   | R   |   |  | <b>17-0538</b>   |                | 25  | 25 |    | 90   | 100  |     | 85   |       |      | 497 |     |     |
| 1.9 JTD (63 kW) Eng. 188A7.000           |    | 01-03   |     | •   |  |                  | <b>13-0149</b> |     |    |    | 25   | 86   | 96  |      |       |      |     |     |     |
|  |    | 01-03   |     | •   |  |                  | <b>15-1258</b> |     | 25 | 25 | 51   | 90   | 47  |      |       |      |     | 4   | 3   |
| <b>Punto III (188) '03-</b>              |   |  | L/R |  |  | NOTE             | METELLI ref.   | ABS | A  | B  | C    | D    | E   | F    | H     | I    | L   | M   | Fig |
| 1.2 16v (59 kW) Eng. 188A5.000           |    | 03-05   |     | •   |  |                  | <b>13-0216</b> |     |    |    | 20   | 68   | 80  |      |       |      |     |     |     |
|  |    | 03-05   |     | •   |  |                  | <b>15-1296</b> |     | 22 | 21 | 51   | 75   | 40  |      |       |      |     | 4a  | 1   |
|  |    | 03-05   | L   |   |  | M/T              | <b>17-0536</b> |     | 22 | 20 | 22   | 75   | 72  |      | 90    | 61   | 611 | s16 |     |
|  |   | 03-05   | R   |   |  | M/T              | <b>17-0537</b> |     | 22 | 20 | 22   | 75   | 72  |      | 90    | 61   | 840 | s16 |     |
| 1.2 8v (44 kW) Eng. 188A4.000            |    | 03-05   |     | •   |  |                  | <b>13-0216</b> |     |    |    | 20   | 68   | 80  |      |       |      |     |     |     |
|  |    | 03-05   |     | •   |  |                  | <b>15-1296</b> |     | 22 | 21 | 51   | 75   | 40  |      |       |      |     | 4a  | 1   |
|  |    | 03-05   | L   |   |  |                  | <b>17-0536</b> |     | 22 | 20 | 22   | 75   | 72  |      | 90    | 61   | 611 | s16 |     |
|  |   | 03-05   | R   |   |  |                  | <b>17-0537</b> |     | 22 | 20 | 22   | 75   | 72  |      | 90    | 61   | 840 | s16 |     |
| 1.2 Natural Power (44 kW) Eng. 188A4.000 |    | 03-05   |     | •   |  |                  | <b>13-0216</b> |     |    |    | 20   | 68   | 80  |      |       |      |     |     |     |
|  |    | 03-05   |     | •   |  |                  | <b>15-1296</b> |     | 22 | 21 | 51   | 75   | 40  |      |       |      |     | 4a  | 1   |
|  |  | 03-05   | L   |   |  |                  | <b>17-0536</b> |     | 22 | 20 | 22   | 75   | 72  |      | 90    | 61   | 611 | s16 |     |
|  |   | 03-05   | R   |   |  |                  | <b>17-0537</b> |     | 22 | 20 | 22   | 75   | 72  |      | 90    | 61   | 840 | s16 |     |
| 1.3 JTD (51 kW) Eng. 188A9.000           |  | 03-05   |     | •   |  |                  | <b>13-0149</b> |     |    |    | 25   | 86   | 96  |      |       |      |     |     |     |
|  |  | 03-05   |     |   | •  |                  | <b>14-0019</b> |     |    |    | 25   | 62   | 81  |      |       |      |     |     |     |
|  |  | 03-05   |     | •   |  |                  | <b>15-1258</b> |     | 25 | 25 | 51   | 90   | 47  |      |       |      |     | 4   | 3   |
|  |  | 03-05   |     |   | •  |                  | <b>16-1020</b> |     |    | 25 |      | 100  |     |      |       |      |     |     |     |
|  |  | 03-05   | L   |   |  | Ch -0822487      | <b>17-0424</b> |     | 25 |    |      | 90   | 100 | 39,3 | 85    |      |     | 460 | s1  |
|  |   | 03-05   | L   |   |  | M/T, Ch 0822488- | <b>17-0922</b> |     | 25 |    | 24   | 82,1 | 80  |      | 84,5  | 67,9 | 537 | s3  |     |
|  |   | 03-05   | R   |   |  | Ch -0822487      | <b>17-0538</b> |     | 25 | 25 |      | 90   | 100 |      | 85    |      |     | 497 |     |
|  | 03-05   | R   |     |   | M/T, Ch 0822488-   | <b>17-0923</b>   |                | 25  |    | 24 | 82,1 | 79,2 |     | 84,5 | 379,5 | 876  | s4  |     |     |
| 1.4 16v (70 kW) Eng. 843A1.000           |  | 03-05   |     | •   |  |                  | <b>13-0216</b> |     |    |    | 20   | 68   | 80  |      |       |      |     |     |     |
|  |  | 03-05   |     | •   |  |                  | <b>15-1296</b> |     | 22 | 21 | 51   | 75   | 40  |      |       |      |     | 4a  | 1   |

| <b>Punto III (188) '03-</b>              |   |  | L/R |  |  | NOTE                   | METELLI ref. | ABS | A  | B  | C    | D    | E   | F    | H  | I | L | M   | Fig |
|--|---|---|-----|---|--|------------------------|--------------|-----|----|----|------|------|-----|------|----|---|---|-----|-----|
| 1.8 16v (96 kW) Eng. 188A6.000           |    | 03-05   |     | •   |  |                        | 13-0149      |     |    |    | 25   | 86   | 96  |      |    |   |   |     |     |
|  |    | 03-05   |     |   | •  |                        | 14-0019      |     |    |    | 25   | 62   | 81  |      |    |   |   |     |     |
|  |    | 03-05   |     | •   |  |                        | 15-1258      |     | 25 | 25 | 51   | 90   | 47  |      |    |   |   | 4   | 3   |
|  |    | 03-05   |     |   | •  |                        | 16-1020      |     |    | 25 |      | 100  |     |      |    |   |   |     |     |
|  |    | 03-05   | L   |   |  |                        | 17-0424      |     | 25 |    |      | 90   | 100 | 39,3 | 85 |   |   | 460 | s1  |
|  |    | 03-05   | R   |   |  |                        | 17-0538      |     | 25 | 25 |      | 90   | 100 |      | 85 |   |   | 497 |     |
| 1.9 JTD (63 kW) Eng. 188A7.000           |    | 01-05   |     | •   |  |                        | 13-0149      |     |    |    | 25   | 86   | 96  |      |    |   |   |     |     |
|  |    | 01-05   |     | •   |  |                        | 15-1258      |     | 25 | 25 | 51   | 90   | 47  |      |    |   |   | 4   | 3   |
|  |    | 01-05   | L   |   |  |                        | 17-0424      |     | 25 |    |      | 90   | 100 | 39,3 | 85 |   |   | 460 | s1  |
|  |    | 01-05   | R   |   |  |                        | 17-0538      |     | 25 | 25 |      | 90   | 100 |      | 85 |   |   | 497 |     |
| 1.9 JTD (74 kW) Eng. 188B2.000           |    | 03-05   |     | •   |  |                        | 13-0287      |     |    |    | 25   | 78   | 130 |      |    |   |   |     |     |
|  |    | 03-05   |     | •   |  |                        | 15-1449      |     | 25 | 24 | 51   | 84   | 46  |      |    |   |   | 4   | 1   |
|  |    | 6/03-   | L   |   |  | M/T, Active sensor ABS | 17-0962      |     | 25 |    | 34   | 84,5 | -   | -    | -  | - |   | 587 |     |
|  |    | 6/03-   | R   |   |  | M/T, Active sensor ABS | 17-0963      |     | 25 |    | 34   | 84,5 | -   | -    | -  | - |   | 849 |     |
| <b>Regata (138) '83-'90</b>              |   |  | L/R |  |  | NOTE                   | METELLI ref. | ABS | A  | B  | C    | D    | E   | F    | H  | I | L | M   | Fig |
| 1.3 70 (48 kW) Eng. 149A3.000/ 149A7.000 |    | 3/88-89   |     | •   |  |                        | 13-0056      |     |    |    | 20   | 68   | 80  |      |    |   |   |     |     |
|  |    | 9/83-2/88   |     | •   |  |                        | 13-0002      |     |    |    | 20   | 68   | 80  |      |    |   |   |     |     |
|  |    | 3/88-89   |     | •   |  |                        | 15-1065      |     | 22 | 20 | 48,1 | 80   | 55  |      |    |   |   | 4   | 3   |
|  |   | 9/83-2/88   |     | •   |  |                        | 15-1002      |     | 22 | 20 | 48,1 | 80   | 55  |      |    |   |   | 4   | 3   |
| 1.3 70 (50 kW) Eng. 138B2.000            |  | 83-86   |     | •   |  |                        | 13-0002      |     |    |    | 20   | 68   | 80  |      |    |   |   |     |     |
|  |  | 83-86   |     | •   |  |                        | 15-1002      |     | 22 | 20 | 48,1 | 80   | 55  |      |    |   |   | 4   | 3   |
| 1.5 75 (55 kW) Eng. 138B3.048            |  | 83-87   |     | •   |  | A/T                    | 13-0003      |     |    |    | 20   | 75   | 105 |      |    |   |   |     |     |
|  |  | 83-87   |     | •   |  | M/T                    | 13-0002      |     |    |    | 20   | 68   | 80  |      |    |   |   |     |     |
|  |  | 83-87   |     | •   |  | A/T                    | 15-1003      |     | 22 | 25 | 48,1 | 85   | 58  |      |    |   |   | 4   | 2   |
|  |  | 83-87   |     | •   |  | M/T                    | 15-1002      |     | 22 | 20 | 48,1 | 80   | 55  |      |    |   |   | 4   | 3   |
| 1.5 75 (55 kW) Eng. 138C3.048            |  | 83-87   |     | •   |  | A/T                    | 13-0003      |     |    |    | 20   | 75   | 105 |      |    |   |   |     |     |
|  |  | 83-87   |     | •   |  | M/T                    | 13-0002      |     |    |    | 20   | 68   | 80  |      |    |   |   |     |     |
|  |  | 83-87   |     | •   |  | A/T                    | 15-1003      |     | 22 | 25 | 48,1 | 85   | 58  |      |    |   |   | 4   | 2   |
|  |  | 83-87   |     | •   |  | M/T                    | 15-1002      |     | 22 | 20 | 48,1 | 80   | 55  |      |    |   |   | 4   | 3   |
| 1.5 85 (58 kW) Eng. 149A5.000            |  | 85-87   |     | •   |  | A/T                    | 13-0003      |     |    |    | 20   | 75   | 105 |      |    |   |   |     |     |
|  |  | 85-87   |     | •   |  | M/T                    | 13-0002      |     |    |    | 20   | 68   | 80  |      |    |   |   |     |     |
|  |  | 85-87   |     | •   |  | A/T                    | 15-1003      |     | 22 | 25 | 48,1 | 85   | 58  |      |    |   |   | 4   | 2   |
|  |  | 85-87   |     | •   |  | M/T                    | 15-1002      |     | 22 | 20 | 48,1 | 80   | 55  |      |    |   |   | 4   | 3   |

















































| <b>Regata (138) '83-'90</b>                                   |   |    | L/R |    |    | NOTE | METELLI ref. | ABS | A  | B  | C    | D   | E   | F | H | I | L | M | Fig |  |
|---|---|---|-----|---|---|------|--------------|-----|----|----|------|-----|-----|---|---|---|---|---|-----|--|
| 1.5 85 (60 kW) Eng. 138B3.000                                 |    | 83-85   |     | •   |   | A/T  | 13-0003      |     |    |    | 20   | 75  | 105 |   |   |   |   |   |     |  |
|   |   | 83-85   |     | •   |   | M/T  | 13-0002      |     |    |    | 20   | 68  | 80  |   |   |   |   |   |     |  |
|   |    | 83-85   |     | •   |   | A/T  | 15-1003      |     | 22 | 25 | 48,1 | 85  | 58  |   |   |   |   | 4 | 2   |  |
|   |   | 83-85   |     | •   |   | M/T  | 15-1002      |     | 22 | 20 | 48,1 | 80  | 55  |   |   |   |   | 4 | 3   |  |
| 1.5 i.e. 75 (55 kW) Eng. 138C2.048/ 149C1.000                 |    | 85-89   |     | •   |   | A/T  | 13-0003      |     |    |    | 20   | 75  | 105 |   |   |   |   |   |     |  |
|   |   | 85-89   |     | •   |   | M/T  | 13-0002      |     |    |    | 20   | 68  | 80  |   |   |   |   |   |     |  |
|   |    | 85-89   |     | •   |   | A/T  | 15-1003      |     | 22 | 25 | 48,1 | 85  | 58  |   |   |   |   | 4 | 2   |  |
|   |   | 85-89   |     | •   |   | M/T  | 15-1002      |     | 22 | 20 | 48,1 | 80  | 55  |   |   |   |   | 4 | 3   |  |
| 1.6 100 Super (70-74 kW) Eng. 149A2.000/ 149A4.000/ 149C3.000 |    | 9/83-90   |     | •   |   |      | 13-0003      |     |    |    | 20   | 75  | 105 |   |   |   |   |   |     |  |
|   |    | 9/83-90   |     |   | •   |      | 14-0002      |     |    |    | 25   | 62  | 81  |   |   |   |   |   |     |  |
|   |    | 9/83-90   |     | •   |   |      | 15-1003      |     | 22 | 25 | 48,1 | 85  | 58  |   |   |   |   | 4 | 2   |  |
|   |    | 9/83-90   |     |   | •   |      | 16-1002      |     |    | 25 |      | 100 |     |   |   |   |   |   |     |  |
| 1.6 85 (60 kW) Eng. 149A.000                                  |    | 9/83-90   |     | •   |   |      | 13-0002      |     |    |    | 20   | 68  | 80  |   |   |   |   |   |     |  |
|   |    | 9/83-90   |     | •   |   |      | 15-1002      |     | 22 | 20 | 48,1 | 80  | 55  |   |   |   |   | 4 | 3   |  |
| 1.6 i.e. 90 (66 kW) Eng. 149C2.000                            |    | 87-89   |     | •   |   |      | 13-0003      |     |    |    | 20   | 75  | 105 |   |   |   |   |   |     |  |
|   |    | 87-89   |     |   | •   |      | 14-0002      |     |    |    | 25   | 62  | 81  |   |   |   |   |   |     |  |
|   |    | 87-89   |     | •   |   |      | 15-1003      |     | 22 | 25 | 48,1 | 85  | 58  |   |   |   |   | 4 | 2   |  |
|   |    | 87-89   |     |   | •   |      | 16-1002      |     |    | 25 |      | 100 |     |   |   |   |   |   |     |  |
| 1.7 D (44 kW) Eng. 149B3.000                                  |    | 85-89   |     | •   |   |      | 13-0002      |     |    |    | 20   | 68  | 80  |   |   |   |   |   |     |  |
|   |   | 85-89   |     | •   |   |      | 15-1002      |     | 22 | 20 | 48,1 | 80  | 55  |   |   |   |   | 4 | 3   |  |
| 1.7 D 60 (43 kW) Eng. 138B6.000                               |  | 83-86   |     | •   |   |      | 13-0002      |     |    |    | 20   | 68  | 80  |   |   |   |   |   |     |  |
|   |  | 83-86   |     | •   |   |      | 15-1002      |     | 22 | 20 | 48,1 | 80  | 55  |   |   |   |   | 4 | 3   |  |
| 1.9 D 65 (48 kW) Eng. 149A1.000                               |  | 84-89   |     | •   |   |      | 13-0002      |     |    |    | 20   | 68  | 80  |   |   |   |   |   |     |  |
|   |  | 84-89   |     | •   |   |      | 15-1002      |     | 22 | 20 | 48,1 | 80  | 55  |   |   |   |   | 4 | 3   |  |
| 1.9 TD 80 (59 kW) Eng. 831D1.000                              |  | 86-89   |     | •   |   |      | 13-0003      |     |    |    | 20   | 75  | 105 |   |   |   |   |   |     |  |
|   |  | 86-89   |     |   | •   |      | 14-0002      |     |    |    | 25   | 62  | 81  |   |   |   |   |   |     |  |
|   |  | 86-89   |     | •   |   |      | 15-1003      |     | 22 | 25 | 48,1 | 85  | 58  |   |   |   |   | 4 | 2   |  |
|   |  | 86-89   |     |   | •   |      | 16-1002      |     |    | 25 |      | 100 |     |   |   |   |   |   |     |  |
| <b>Ritmo Bertone Cabrio '80-'89</b>                           |   |  | L/R |  |  | NOTE | METELLI ref. | ABS | A  | B  | C    | D   | E   | F | H | I | L | M | Fig |  |
| 1.5 85 (60 kW) Eng. 138B3.000                                 |  | 83-86   |     | •   |   | M/T  | 13-0003      |     |    |    | 20   | 75  | 105 |   |   |   |   |   |     |  |
|   |  | 83-86   |     | •   |   | M/T  | 15-1003      |     | 22 | 25 | 48,1 | 85  | 58  |   |   |   |   | 4 | 2   |  |


























| <b>Ritmo Bertone Cabrio '80-'89</b>           |   |  | L/R |  |  | NOTE | METELLI ref. | ABS | A  | B  | C    | D   | E   | F | H | I | L | M | Fig |   |  |
|---|---|---|-----|---|---|------|--------------|-----|----|----|------|-----|-----|---|---|---|---|---|-----|---|--|
| 1.5 85 (63 kW) Eng. 138A4.000                 |    | 1/80-7/89   |     | •   |   | M/T  | 13-0003      |     |    |    | 20   | 75  | 105 |   |   |   |   |   |     |   |  |
|   |    | 1/80-7/89   |     | •   |   | M/T  | 15-1003      |     | 22 | 25 | 48,1 | 85  | 58  |   |   |   |   | 4 | 2   |   |  |
| 1.6 100 (74 kW) Eng. 138AR.048                |    | 85-87   |     | •   |   | M/T  | 13-0003      |     |    |    | 20   | 75  | 105 |   |   |   |   |   |     |   |  |
|   |    | 85-87   |     |   | •   | M/T  | 14-0002      |     |    |    | 25   | 62  | 81  |   |   |   |   |   |     |   |  |
|   |    | 85-87   |     | •   |   | M/T  | 15-1003      |     | 22 | 25 | 48,1 | 85  | 58  |   |   |   |   | 4 | 2   |   |  |
|   |    | 85-87   |     |   | •   | M/T  | 16-1002      |     |    | 25 |      | 100 |     |   |   |   |   |   |     |   |  |
| 1.6 100 (77 kW) Eng. 138AR.000                |    | 85-87   |     | •   |   | M/T  | 13-0003      |     |    |    | 20   | 75  | 105 |   |   |   |   |   |     |   |  |
|   |    | 85-87   |     |   | •   | M/T  | 14-0002      |     |    |    | 25   | 62  | 81  |   |   |   |   |   |     |   |  |
|   |    | 85-87   |     | •   |   | M/T  | 15-1003      |     | 22 | 25 | 48,1 | 85  | 58  |   |   |   |   | 4 | 2   |   |  |
|   |    | 85-87   |     |   | •   | M/T  | 16-1002      |     |    | 25 |      | 100 |     |   |   |   |   |   |     |   |  |
| <b>Ritmo I (138A) '78-'87</b>                 |   |  | L/R |  |  | NOTE | METELLI ref. | ABS | A  | B  | C    | D   | E   | F | H | I | L | M | Fig |   |  |
| 1.0 (44 kW) Eng. 127A6.000                    |    | 78-9/82   |     | •   |   | M/T  | 13-0002      |     |    |    | 20   | 68  | 80  |   |   |   |   |   |     |   |  |
|   |    | 78-9/82   |     | •   |   | M/T  | 15-1002      |     | 22 | 20 | 48,1 | 80  | 55  |   |   |   |   | 4 | 3   |   |  |
| 1.3 (55 kW) Eng. 138A3.000                    |    | 81-82   |     | •   |   | M/T  | 13-0002      |     |    |    | 20   | 68  | 80  |   |   |   |   |   |     |   |  |
|   |    | 81-82   |     | •   |   | M/T  | 15-1002      |     | 22 | 20 | 48,1 | 80  | 55  |   |   |   |   | 4 | 3   |   |  |
| 1.3 65 (48 kW) Eng. 138A1.000                 |    | 1/78-9/82   |     | •   |   | M/T  | 13-0002      |     |    |    | 20   | 68  | 80  |   |   |   |   |   |     |   |  |
|   |    | 1/78-9/82   |     | •   |   | M/T  | 15-1002      |     | 22 | 20 | 48,1 | 80  | 55  |   |   |   |   | 4 | 3   |   |  |
| 1.5 (55-63 kW) Eng. 138A2.000                 |    | 78-82   |     | •   |   | A/T  | 13-0002      |     |    |    | 20   | 68  | 80  |   |   |   |   |   |     |   |  |
|   |   | 78-82   |     | •   |   | M/T  | 13-0003      |     |    |    | 20   | 75  | 105 |   |   |   |   |   |     |   |  |
|   |   | 78-82   |     | •   |   | A/T  | 15-1002      |     | 22 | 20 | 48,1 | 80  | 55  |   |   |   |   |   | 4   | 3 |  |
|   |   | 78-82   |     | •   |   | M/T  | 15-1003      |     | 22 | 25 | 48,1 | 85  | 58  |   |   |   |   |   | 4   | 2 |  |
| 1.5 75 (55 kW) Eng. 138C3.048                 |  | 78-82   |     | •   |   | A/T  | 13-0002      |     |    |    | 20   | 68  | 80  |   |   |   |   |   |     |   |  |
|   |   | 78-82   |     | •   |   | M/T  | 13-0003      |     |    |    | 20   | 75  | 105 |   |   |   |   |   |     |   |  |
|   |  | 78-82   |     | •   |   | A/T  | 15-1002      |     | 22 | 20 | 48,1 | 80  | 55  |   |   |   |   |   | 4   | 3 |  |
|   |   | 78-82   |     | •   |   | M/T  | 15-1003      |     | 22 | 25 | 48,1 | 85  | 58  |   |   |   |   |   | 4   | 2 |  |
| 1.5 i.e. 75 (55 kW) Eng. 138C2.048/ 149C1.000 |  | 85-87   |     | •   |   | A/T  | 13-0002      |     |    |    | 20   | 68  | 80  |   |   |   |   |   |     |   |  |
|   |   | 85-87   |     | •   |   | M/T  | 13-0003      |     |    |    | 20   | 75  | 105 |   |   |   |   |   |     |   |  |
|   |  | 85-87   |     | •   |   | A/T  | 15-1002      |     | 22 | 20 | 48,1 | 80  | 55  |   |   |   |   |   | 4   | 3 |  |
|   |   | 85-87   |     | •   |   | M/T  | 15-1003      |     | 22 | 25 | 48,1 | 85  | 58  |   |   |   |   |   | 4   | 2 |  |

| <b>Ritmo I (138A) '78-'87</b>                 |   |  | L/R |  |  | NOTE | METELLI ref.   | ABS | A  | B  | C    | D   | E   | F | H | I | L | M | Fig |  |
|---|---|---|-----|---|--|------|----------------|-----|----|----|------|-----|-----|---|---|---|---|---|-----|--|
| 1.6 105 (77 kW) Eng. 138AR.000                |    | 81-82   |     | •   |  | M/T  | <b>13-0003</b> |     |    |    | 20   | 75  | 105 |   |   |   |   |   |     |  |
|   |    | 81-82   |     |   | •  | M/T  | <b>14-0002</b> |     |    |    | 25   | 62  | 81  |   |   |   |   |   |     |  |
|   |    | 81-82   |     | •   |  | M/T  | <b>15-1003</b> |     | 22 | 25 | 48,1 | 85  | 58  |   |   |   |   | 4 | 2   |  |
|   |    | 81-82   |     |   | •  | M/T  | <b>16-1002</b> |     |    | 25 |      | 100 |     |   |   |   |   |   |     |  |
| 1.7 D 55 (40-43 kW) Eng. 138A5.000/ 138B5.000 |    | 10/79-9/82  |     | •   |  | M/T  | <b>13-0002</b> |     |    |    | 20   | 68  | 80  |   |   |   |   |   |     |  |
|   |    | 10/79-9/82  |     | •   |  | M/T  | <b>15-1002</b> |     | 22 | 20 | 48,1 | 80  | 55  |   |   |   |   | 4 | 3   |  |
| <b>Ritmo II (138A) '82-'88</b>                |   |  | L/R |  |  | NOTE | METELLI ref.   | ABS | A  | B  | C    | D   | E   | F | H | I | L | M | Fig |  |
| 1.1 60 (40 kW) Eng. 138B.000/ 138B1.000       |    | 82-85   |     | •   |  | M/T  | <b>13-0002</b> |     |    |    | 20   | 68  | 80  |   |   |   |   |   |     |  |
|   |    | 82-85   |     | •   |  | M/T  | <b>15-1002</b> |     | 22 | 20 | 48,1 | 80  | 55  |   |   |   |   | 4 | 3   |  |
| 1.1 60 (43 kW) Eng. 146A4.048                 |    | 85-87   |     | •   |  | M/T  | <b>13-0002</b> |     |    |    | 20   | 68  | 80  |   |   |   |   |   |     |  |
|   |    | 85-87   |     | •   |  | M/T  | <b>15-1002</b> |     | 22 | 20 | 48,1 | 80  | 55  |   |   |   |   | 4 | 3   |  |
| 1.3 70 (50 kW) Eng. 138B2.000                 |    | 1/83-4/85   |     | •   |  | M/T  | <b>13-0002</b> |     |    |    | 20   | 68  | 80  |   |   |   |   |   |     |  |
|   |    | 1/83-4/85   |     | •   |  | M/T  | <b>15-1002</b> |     | 22 | 20 | 48,1 | 80  | 55  |   |   |   |   | 4 | 3   |  |
| 1.5 75 (55 kW) Eng. 138A4.000                 |    | 9/85-12/88  |     | •   |  | A/T  | <b>13-0002</b> |     |    |    | 20   | 68  | 80  |   |   |   |   |   |     |  |
|   |   | 9/85-12/88  |     | •   |  | M/T  | <b>13-0003</b> |     |    |    | 20   | 75  | 105 |   |   |   |   |   |     |  |
|   |    | 9/85-12/88  |     | •   |  | A/T  | <b>15-1002</b> |     | 22 | 20 | 48,1 | 80  | 55  |   |   |   |   | 4 | 3   |  |
|   |   | 9/85-12/88  |     | •   |  | M/T  | <b>15-1003</b> |     | 22 | 25 | 48,1 | 85  | 58  |   |   |   |   | 4 | 2   |  |
| 1.5 85 (58 kW) Eng. 149A5.000                 |    | 85-87   |     | •   |  | A/T  | <b>13-0002</b> |     |    |    | 20   | 68  | 80  |   |   |   |   |   |     |  |
|   |   | 85-87   |     | •   |  | M/T  | <b>13-0003</b> |     |    |    | 20   | 75  | 105 |   |   |   |   |   |     |  |
|   |  | 85-87   |     | •   |  | A/T  | <b>15-1002</b> |     | 22 | 20 | 48,1 | 80  | 55  |   |   |   |   | 4 | 3   |  |
|   |   | 85-87   |     | •   |  | M/T  | <b>15-1003</b> |     | 22 | 25 | 48,1 | 85  | 58  |   |   |   |   | 4 | 2   |  |
| 1.5 85 (60 kW) Eng. 138B3.000                 |  | 83-87   |     | •   |  | A/T  | <b>13-0002</b> |     |    |    | 20   | 68  | 80  |   |   |   |   |   |     |  |
|   |   | 83-87   |     | •   |  | M/T  | <b>13-0003</b> |     |    |    | 20   | 75  | 105 |   |   |   |   |   |     |  |
|   |  | 83-87   |     | •   |  | A/T  | <b>15-1002</b> |     | 22 | 20 | 48,1 | 80  | 55  |   |   |   |   | 4 | 3   |  |
|   |   | 83-87   |     | •   |  | M/T  | <b>15-1003</b> |     | 22 | 25 | 48,1 | 85  | 58  |   |   |   |   | 4 | 2   |  |
| 1.5 i.e. 75 (55 kW) Eng. 138C2.048/ 149C1.000 |  | 9/85-12/88  |     | •   |  | A/T  | <b>13-0002</b> |     |    |    | 20   | 68  | 80  |   |   |   |   |   |     |  |
|   |   | 9/85-12/88  |     | •   |  | M/T  | <b>13-0003</b> |     |    |    | 20   | 75  | 105 |   |   |   |   |   |     |  |
|   |  | 9/85-12/88  |     | •   |  | A/T  | <b>15-1002</b> |     | 22 | 20 | 48,1 | 80  | 55  |   |   |   |   | 4 | 3   |  |
|   |   | 9/85-12/88  |     | •   |  | M/T  | <b>15-1003</b> |     | 22 | 25 | 48,1 | 85  | 58  |   |   |   |   | 4 | 2   |  |























| <b>Seicento (187) '98-</b>               |   |  | L/R |  |  | NOTE           | METELLI ref.   | ABS            | A  | B    | C  | D  | E   | F    | H    | I  | L   | M   | Fig |   |
|--|---|---|-----|---|---|----------------|----------------|----------------|----|------|----|----|-----|------|------|----|-----|-----|-----|---|
| 0.9 (29 kW) Eng. 1170A1.046              |    | 9/98-   |     | •   |   | Ch -47302      | <b>13-0058</b> |                |    |      | 20 | 68 | 80  |      |      |    |     |     |     |   |
|  |   | 9/98-   |     | •   |   | Ch 47303-      | <b>13-0282</b> |                |    |      | 20 | 68 | 80  |      |      |    |     |     |     |   |
|  |    | 9/98-   |     | •   |   | Ch -47302      | <b>15-1067</b> | 22             | 20 | 71,4 | 72 | 41 |     |      |      |    |     | 4a  | 3   |   |
|  |   | 9/98-   |     | •   |   | Ch 47303-      | <b>15-1410</b> | 22             | 20 | 47   | 72 | 43 |     |      |      |    |     |     | 4a  | 3 |
|  |    |   |     | L   |   |                | M/T, Ch 47303- | <b>17-0659</b> | 22 |      |    | 72 |     | 29,1 | 75,9 |    |     | 534 | s7  |   |
|  |   |   |     | R   |   |                | M/T, Ch 47303- | <b>17-0660</b> | 22 |      |    | 72 |     | 29,1 | 75,9 |    |     | 796 | s7  |   |
|  |   |   | 98- | L   |   |                | Ch -47302      | <b>17-0231</b> | 22 | 19   |    | 72 |     | 29,2 | 74   |    |     | 535 | s7  |   |
|  |   |   | 98- | R   |   |                | Ch -47302      | <b>17-0232</b> | 22 | 19   |    | 72 |     | 29,2 | 74   |    |     | 796 | s7  |   |
| 1.1 (40 kW) Eng. 176B2.000/ 187A1.000    |    | 98-   |     | •   |   | M/T, Ch -47302 | <b>13-0058</b> |                |    |      | 20 | 68 | 80  |      |      |    |     |     |     |   |
|  |   | 98-   |     | •   |   | M/T, Ch 47303- | <b>13-0282</b> |                |    |      | 20 | 68 | 80  |      |      |    |     |     |     |   |
|  |    | 98-   |     | •   |   | M/T, Ch -47302 | <b>15-1067</b> | 22             | 20 | 71,4 | 72 | 41 |     |      |      |    |     | 4a  | 3   |   |
|  |   | 98-   |     | •   |   | M/T, Ch 47303- | <b>15-1410</b> | 22             | 20 | 47   | 72 | 43 |     |      |      |    |     |     | 4a  | 3 |
|  |    |   | 98- | L   |   |                | M/T, Ch -47302 | <b>17-0233</b> | 22 | 19   | 22 | 72 | 67  | 29,2 | 74   | 61 | 555 | s16 |     |   |
|  |   |   | 98- | L   |   |                | M/T, G.Box 157 | <b>17-0659</b> | 22 |      |    | 72 |     | 29,1 | 75,9 |    |     | 534 | s7  |   |
|  |   |   | 98- | L   |   |                | M/T, Ch 47303- | <b>17-0657</b> | 22 | 22   |    | 72 | 67  |      | 75,9 | 61 | 553 | s16 |     |   |
|  |   |   | 98- | R   |   |                | M/T, Ch -47302 | <b>17-0234</b> | 22 |      | 22 | 72 | 67  | 29,2 | 74   | 61 | 775 | s16 |     |   |
|  |   |   | 98- | R   |   |                | M/T, G.Box 157 | <b>17-0660</b> | 22 |      |    | 72 |     | 29,1 | 75,9 |    |     | 796 | s7  |   |
|  |   |   | 98- | R   |   |                | M/T, Ch 47303- | <b>17-0658</b> | 22 |      | 22 | 72 | 67  |      | 75,9 | 61 | 774 | s3  |     |   |
| <b>Stilo (192), MultiWagon '01-</b>      |   |  | L/R |  |  | NOTE           | METELLI ref.   | ABS            | A  | B    | C  | D  | E   | F    | H    | I  | L   | M   | Fig |   |
| 1.2 16v (Exc. SW) (59 kW) Eng. 188A5.000 |    | 02-   |     | •   |   |                | <b>13-0216</b> |                |    |      | 20 | 68 | 80  |      |      |    |     |     |     |   |
|  |   | 02-   |     | •   |   |                | <b>15-1296</b> | 22             | 21 | 51   | 75 | 40 |     |      |      |    |     | 4a  | 1   |   |
|  |  | 02-   | L   |   |   |                | M/T            | <b>17-0817</b> | 22 | 22   |    | 75 | 72  |      | 90   | 61 | 656 | s3  |     |   |
|  |   | 02-   | R   |   |   |                |                | <b>17-0818</b> | 22 | 22   |    | 75 | 72  |      | 90   | 61 | 918 | s3  |     |   |
| 1.4 16v (66 kW) Eng. 192B2.000           |  | 07-   |     | •   |   |                | <b>13-0271</b> |                |    |      | 20 | 68 | 100 |      |      |    |     |     |     |   |
|  |  | 07-   |     | •   |   |                | <b>15-1396</b> | 25             | 22 | 51   | 79 | 47 |     |      |      |    |     | 4   | 1   |   |
|  |  | 07-   | L   |   |   |                |                | <b>17-0773</b> | 25 |      | 22 | 79 | 72  |      | 84   | 61 | 655 |     |     |   |
|  |   | 07-   | R   |   |   |                |                | <b>17-0712</b> | 25 |      | 22 | 79 | 72  |      | 84   | 61 | 917 |     |     |   |
| 1.4 16v (70 kW) Eng. 843A1.000           |  | 1/04-   |     | •   |   |                | <b>13-0271</b> |                |    |      | 20 | 68 | 100 |      |      |    |     |     |     |   |
|  |  | 1/04-   |     | •   |   |                | <b>15-1396</b> | 25             | 22 | 51   | 79 | 47 |     |      |      |    |     | 4   | 1   |   |
|  |  | 04-   | L   |   |   |                |                | <b>17-0773</b> | 25 |      | 22 | 79 | 72  |      | 84   | 61 | 655 |     |     |   |
|  |   | 04-   | R   |   |   |                |                | <b>17-0712</b> | 25 |      | 22 | 79 | 72  |      | 84   | 61 | 917 |     |     |   |




















| Stilo (192), MultiWagon '01-              |    | L/R        |  |  | NOTE        | METELLI ref.     | ABS     | A  | B  | C  | D  | E    | F    | H    | I    | L    | M   | Fig |   |
|---|---|------------|---|---|-------------|------------------|---------|----|----|----|----|------|------|------|------|------|-----|-----|---|
| 1.6 16v (76 kW) Eng. 182B6.000            |    | 10/01-     |   | ●   | -ABS        | 13-0271          |         |    |    | 20 | 68 | 100  |      |      |      |      |     |     |   |
|   |    | 10/01-     |   | ●   | -ABS        | 15-1396          |         | 25 | 22 | 51 | 79 | 47   |      |      |      |      | 4   | 1   |   |
|   |    | 01-        | L   |   |             | M/T              | 17-0655 |    | 25 | 22 |    | 79   | 72   | 32   | 84   | 61   | 636 | s16 |   |
|   |   | 01-        | R   |   |             | M/T              | 17-0656 |    | 25 | 22 |    | 79   | 72   | 32   | 84   | 61   | 938 |     |   |
| 1.6 16V (77 kW) Eng. 192B3.000            |    | 05-        |   | ●   | -ABS        | 13-0271          |         |    |    | 20 | 68 | 100  |      |      |      |      |     |     |   |
|   |    | 05-        |   | ●   | -ABS        | 15-1396          |         | 25 | 22 | 51 | 79 | 47   |      |      |      |      | 4   | 1   |   |
| 1.8 16v (98 kW) Eng. 192A4.000            |    | 01-        |   | ●   | Ch -0276610 | 13-0179          |         |    |    | 25 | 86 | 96   |      |      |      |      |     |     |   |
|   |   | 04-        |   | ●   | Ch 0279622- | 13-0287          |         |    |    | 25 | 78 | 130  |      |      |      |      |     |     |   |
|   |    | 01-        |   |   | ●           |                  | 14-0019 |    |    |    | 25 | 62   | 81   |      |      |      |     |     |   |
|   |    | 01-        |   |   | ●           | Ch -0276610      | 15-1245 |    | 25 | 25 | 59 | 89   | 47   |      |      |      |     | 4   | 3 |
|   |   | 04-        |   |   | ●           | Ch 0279622-      | 15-1493 |    | 25 | 24 | 51 | 84,4 | 47,4 |      |      |      |     | 4   | 1 |
|   |    | 01-        |   |   | ●           |                  | 16-1020 |    |    | 25 |    | 100  |      |      |      |      |     |     |   |
|   |    | 01-        | L   |   |             | M/T              | 17-0653 |    | 25 |    |    | 84,5 | 100  |      | 84,5 |      | 512 | s10 |   |
|   |   | 01-        | R   |   |             | M/T              | 17-0654 |    | 25 |    |    | 84,5 | 100  |      | 84   |      | 490 | s10 |   |
| 1.9 JTD (103 kW) Eng. 192A5.000           |    | 1/04-      |   | ●   |             | 13-0093          |         |    |    | 25 | 90 | 107  |      |      |      |      |     |     |   |
|   |    | 1/04-      |   | ●   |             | 15-1388          |         | 25 | 26 | 59 | 91 | 48   |      |      |      |      | 4   | 1   |   |
| 1.9 JTD (59 kW) Eng. 192A3.000            |    | 02-        |   | ●   | Ch -6276610 | 13-0179          |         |    |    | 25 | 86 | 96   |      |      |      |      |     |     |   |
|   |    | 02-        |   |   | ●           |                  | 14-0019 |    |    |    | 25 | 62   | 81   |      |      |      |     |     |   |
|   |    | 02-        |   |   | ●           | Ch -6276610      | 15-1245 |    | 25 | 25 | 59 | 89   | 47   |      |      |      | 4   | 3   |   |
|   |   | 02-        |   |   | ●           |                  | 16-1020 |    |    | 25 |    | 100  |      |      |      |      |     |     |   |
|   |  | 02-        | L   |   |             | M/T              | 17-0653 |    | 25 |    |    | 84,5 | 100  |      | 84,5 |      | 512 | s10 |   |
|   |   | 02-        | R   |   |             | M/T              | 17-0654 |    | 25 |    |    | 84,5 | 100  |      | 84   |      | 490 | s10 |   |
| 1.9 JTD (85 kW) Eng. 192A1.000/ 937A7.000 |  | 10/01-3/04 |   | ●   | -ABS        | 13-0191          |         |    |    | 25 | 90 | 107  |      |      |      |      |     |     |   |
|   |   | 3/04-      |   | ●   |             | 13-0287          |         |    |    | 25 | 78 | 130  |      |      |      |      |     |     |   |
|   |  | 10/01-3/04 |   |   | ●           | -ABS             | 15-1387 |    | 25 | 26 | 51 | 91   | 48   |      |      |      |     | 4   | 1 |
|   |   | 3/04-      |   |   | ●           |                  | 15-1493 |    | 25 | 24 | 51 | 84,4 | 47,4 |      |      |      |     | 4   | 1 |
|   |  | 01-        | L   |   |             | M/T, Ch -0279622 | 17-0651 |    | 25 |    | 34 | 91   | 86   | 43,2 | 84,3 | 56   | 631 | s9  |   |
|   |   | 01-        | L   |   |             | M/T, Ch 0279623- | 17-0823 |    | 25 | 34 |    | 84,5 | 82   |      | 85   | 56,5 | 631 | s3  |   |
|   |   | 01-        | R   |   |             | M/T, Ch -0279622 | 17-0652 |    | 25 |    |    | 91   | 85,7 | 43,2 |      | 411  | 924 | s6  |   |
|   |   | 01-        | R   |   |             | M/T, Ch 0279623- | 17-0824 |    | 25 | 34 |    | 84,5 | 82   |      | 85   | 411  | 924 | s4  |   |
| 1.9 JTD (Belgium) (100 kW) Eng. 192B1.000 |  | 04-        |   | ●   |             | 13-0093          |         |    |    | 25 | 90 | 107  |      |      |      |      |     |     |   |
|   |  | 04-        |   | ●   |             | 15-1388          |         | 25 | 26 | 59 | 91 | 48   |      |      |      |      | 4   | 1   |   |



































| <b>Stilo (192), MultiWagon '01-</b>       |   |  | L/R |  |  | NOTE            | METELLI ref.   | ABS            | A  | B  | C    | D    | E    | F   | H    | I    | L   | M   | Fig |   |  |
|---|---|---|-----|---|---|-----------------|----------------|----------------|----|----|------|------|------|-----|------|------|-----|-----|-----|---|--|
| 1.9 JTD (France) (93 kW) Eng. 937A4.000   |    | 03-   |     | •   |   |                 | <b>13-0093</b> |                |    |    | 25   | 90   | 107  |     |      |      |     |     |     |   |  |
|   |    | 03-   |     | •   |   |                 | <b>15-1388</b> |                | 25 | 26 | 59   | 91   | 48   |     |      |      |     | 4   | 1   |   |  |
| 1.9 MJT (110 kW) Eng. 937A5.000           |    | 05-   |     | •   |   |                 | <b>13-0093</b> |                |    |    | 25   | 90   | 107  |     |      |      |     |     |     |   |  |
|   |    | 05-   |     | •   |   |                 | <b>15-1388</b> |                | 25 | 26 | 59   | 91   | 48   |     |      |      |     | 4   | 1   |   |  |
| 1.9 MJT (74 kW) Eng. 192A9.000            |    | 05-   |     | •   |   |                 | <b>13-0287</b> |                |    |    | 25   | 78   | 130  |     |      |      |     |     |     |   |  |
|   |    | 05-   |     | •   | •   |                 | <b>14-0019</b> |                |    |    | 25   | 62   | 81   |     |      |      |     |     |     |   |  |
|   |    | 05-   |     | •   |   |                 | <b>15-1493</b> |                | 25 | 24 | 51   | 84,4 | 47,4 |     |      |      |     | 4   | 1   |   |  |
|   |    | 05-   |     | •   |   |                 | <b>16-1020</b> |                |    | 25 |      | 100  |      |     |      |      |     |     |     |   |  |
|   |    | 05-   | L   |   |   | M/T             | <b>17-0653</b> |                | 25 |    |      | 84,5 | 100  |     | 84,5 |      | 512 | s10 |     |   |  |
|   |    | 05-   | R   |   |   | M/T             | <b>17-0654</b> |                | 25 |    |      | 84,5 | 100  |     | 84   |      | 490 | s10 |     |   |  |
| 1.9 MJT (88 kW) Eng. 192A8.000            |    | 05-   |     | •   |   |                 | <b>13-0287</b> |                |    |    | 25   | 78   | 130  |     |      |      |     |     |     |   |  |
|   |    | 05-   |     | •   |   |                 | <b>15-1493</b> |                | 25 | 24 | 51   | 84,4 | 47,4 |     |      |      |     | 4   | 1   |   |  |
|   |    | 05-   | L   |   |   | M/T, Ch -653437 | <b>17-0823</b> |                | 25 | 34 |      | 84,5 | 82   |     | 85   | 56,5 | 631 | s3  |     |   |  |
|   |   | 05-   | L   |   |   | M/T, Ch 653438- | <b>17-0836</b> |                | 25 | 25 |      | 91   | 85,8 |     | 84,3 | 75   | 632 | s3  |     |   |  |
|   |   | 05-   | R   |   |   | M/T, Ch -653437 | <b>17-0824</b> |                | 25 | 34 |      | 84,5 | 82   |     | 85   | 411  | 924 | s4  |     |   |  |
| 05-                                       | R   |   |     | M/T, Ch 653438-   | <b>17-0837</b>  |                 | 25             | 25             |    | 91 | 85,8 |      | 84,3 | 377 | 932  | s4   |     |     |     |   |  |
| 2.4 20v (Exc. SW) (125 kW) Eng. 192A2.000 |    | 10/01-  |     | •   |   | -ABS            | <b>13-0093</b> |                |    |    | 25   | 90   | 107  |     |      |      |     |     |     |   |  |
|   |    | 10/01-  |     | •   |   | -ABS            | <b>15-1388</b> |                | 25 | 26 | 59   | 91   | 48   |     |      |      |     | 4   | 1   |   |  |
| <b>Tempra (159) '90-'96</b>               |   |  | L/R |  |  | NOTE            | METELLI ref.   | ABS            | A  | B  | C    | D    | E    | F   | H    | I    | L   | M   | Fig |   |  |
| 1.4 i.e. (51 kW) Eng. 160A1.046           |  | 92-96   |     | •   |   | +/-ABS, M/T+A/T | <b>13-0538</b> |                |    |    | 20   | 68   | 80   |     |      |      |     |     |     |   |  |
|   |   | 92-96   |     | •   |   | +ABS            | <b>13-0020</b> |                |    |    | 25   | 86   | 96   |     |      |      |     |     |     |   |  |
|   |   | 92-96   |     | •   |   | -ABS, M/T+A/T   | <b>13-0016</b> |                |    |    | 20   | 68   | 80   |     |      |      |     |     |     |   |  |
|   |  | 92-96   |     | •   |   | A/T             | <b>14-0002</b> |                |    |    | 25   | 62   | 81   |     |      |      |     |     |     |   |  |
|   |  | 92-96   |     | •   |   |                 | +ABS           | <b>15-1095</b> | 90 | 25 | 25   | 52   | 90   | 47  |      |      |     |     | 4   | 2 |  |
|   |   | 92-96   |     | •   |   |                 | +ABS, M/T+A/T  | <b>15-1106</b> | 44 | 22 | 20   | 71,6 | 80   | 40  |      |      |     |     | 4a  | 3 |  |
|   |   | 92-96   |     | •   |   |                 | -ABS, M/T+A/T  | <b>15-1013</b> |    | 22 | 20   | 71,6 | 80   | 40  |      |      |     |     | 4a  | 3 |  |
|   |  | 92-96   |     | •   |   | A/T             | <b>16-1002</b> |                |    | 25 |      | 100  |      |     |      |      |     |     |     |   |  |
























| Tempra (159) '90-'96                     |    | L/R   |  |  | NOTE    | METELLI ref. | ABS     | A  | B  | C    | D   | E   | F  | H | I | L | M | Fig |    |   |   |
|--|---|---|---|---|---------|--------------|---------|----|----|------|-----|-----|----|---|---|---|---|-----|----|---|---|
| 1.8 i.e. (77 kW) Eng. 159A4.046          |    | 92-96   | •   |   | +ABS    | 13-0020      |         |    |    | 25   | 86  | 96  |    |   |   |   |   |     |    |   |   |
|  |   | 92-96   | •   |   | -ABS    | 13-0033      |         |    |    | 20   | 75  | 105 |    |   |   |   |   |     |    |   |   |
|  |    | 92-96   |   | •   |         | 14-0002      |         |    |    | 25   | 62  | 81  |    |   |   |   |   |     |    |   |   |
|  |   |    | 92-96   | •   |         | +ABS         | 15-1093 | 44 | 25 | 25   | 52  | 90  | 47 |   |   |   |   |     | 4  | 2 |   |
|  |   |   | 92-96   | •   |         | +ABS         | 15-1095 | 90 | 25 | 25   | 52  | 90  | 47 |   |   |   |   |     |    | 4 | 2 |
|  | 92-96   | •   |   | -ABS  | 15-1032 |              | 25      | 25 | 52 | 85   | 47  |     |    |   |   |   |   |     | 4  | 2 |   |
|  |    | 92-96   |   | •   |         | 16-1002      |         |    | 25 |      | 100 |     |    |   |   |   |   |     |    |   |   |
| 1.9 D (48 kW) Eng. 160A7.000             |    | 91-96   | •   |   | +/-ABS  | 13-0538      |         |    |    | 20   | 68  | 80  |    |   |   |   |   |     |    |   |   |
|  |   | 91-96   | •   |   | +ABS    | 13-0020      |         |    |    | 25   | 86  | 96  |    |   |   |   |   |     |    |   |   |
|  |   | 91-96   | •   |   | -ABS    | 13-0016      |         |    |    | 20   | 68  | 80  |    |   |   |   |   |     |    |   |   |
|  |    | 91-96   | •   |   | +ABS    | 15-1095      | 90      | 25 | 25 | 52   | 90  | 47  |    |   |   |   |   |     | 4  | 2 |   |
|  |   | 91-96   | •   |   | +ABS    | 15-1106      | 44      | 22 | 20 | 71,6 | 80  | 40  |    |   |   |   |   |     | 4a | 3 |   |
|  |   | 91-96   | •   |   | -ABS    | 15-1013      |         | 22 | 20 | 71,6 | 80  | 40  |    |   |   |   |   |     | 4a | 3 |   |
| 1.9 TD (59 kW) Eng. 160B6.046            |    | 92-96   | •   |   | +ABS    | 13-0020      |         |    |    | 25   | 86  | 96  |    |   |   |   |   |     |    |   |   |
|  |   | 92-96   | •   |   | -ABS    | 13-0033      |         |    |    | 20   | 75  | 105 |    |   |   |   |   |     |    |   |   |
|  |    | 92-96   |   | •   |         | 14-0002      |         |    |    | 25   | 62  | 81  |    |   |   |   |   |     |    |   |   |
|  |   |    | 92-96   | •   |         | +ABS         | 15-1093 | 44 | 25 | 25   | 52  | 90  | 47 |   |   |   |   |     |    | 4 | 2 |
|  |   |   | 92-96   | •   |         | +ABS         | 15-1095 | 90 | 25 | 25   | 52  | 90  | 47 |   |   |   |   |     |    | 4 | 2 |
|  | 92-96   | •   |   | -ABS  | 15-1032 |              | 25      | 25 | 52 | 85   | 47  |     |    |   |   |   |   |     | 4  | 2 |   |
|  |    | 92-96   |   | •   |         | 16-1002      |         |    | 25 |      | 100 |     |    |   |   |   |   |     |    |   |   |
| 1.9 TD (66 kW) Eng. 160A6.000/ 160D1.000 |   | 90-96   | •   |   | +ABS    | 13-0020      |         |    |    | 25   | 86  | 96  |    |   |   |   |   |     |    |   |   |
|  |   | 90-96   | •   |   | -ABS    | 13-0033      |         |    |    | 20   | 75  | 105 |    |   |   |   |   |     |    |   |   |
|  |  | 90-96   |   | •   |         | 14-0002      |         |    |    | 25   | 62  | 81  |    |   |   |   |   |     |    |   |   |
|  |   |  | 90-96   | •   |         | +ABS         | 15-1093 | 44 | 25 | 25   | 52  | 90  | 47 |   |   |   |   |     |    | 4 | 2 |
|  |   |   | 90-96   | •   |         | +ABS         | 15-1095 | 90 | 25 | 25   | 52  | 90  | 47 |   |   |   |   |     |    | 4 | 2 |
|  | 90-96   | •   |   | -ABS  | 15-1032 |              | 25      | 25 | 52 | 85   | 47  |     |    |   |   |   |   |     | 4  | 2 |   |
|  |  | 90-96   |   | •   |         | 16-1002      |         |    | 25 |      | 100 |     |    |   |   |   |   |     |    |   |   |
| 2.0 i.e., 4WD (83 kW) Eng. 159A6.046     |  | 2/90-8/96   | •   |   | +ABS    | 13-0020      |         |    |    | 25   | 86  | 96  |    |   |   |   |   |     |    |   |   |
|  |   | 2/90-8/96   |   | •   |         | 14-0002      |         |    |    | 25   | 62  | 81  |    |   |   |   |   |     |    |   |   |
|  |  | 2/90-8/96   | •   |   |         | 15-1016      |         | 25 | 25 | 52   | 90  | 47  |    |   |   |   |   |     | 4  | 2 |   |
|  |   | 2/90-8/96   | •   |   | +ABS    | 15-1093      | 44      | 25 | 25 | 52   | 90  | 47  |    |   |   |   |   |     | 4  | 2 |   |
|  |   | 2/90-8/96   | •   |   | +ABS    | 15-1095      | 90      | 25 | 25 | 52   | 90  | 47  |    |   |   |   |   |     | 4  | 2 |   |
|  |  | 2/90-8/96   |   | •   |         | 16-1002      |         |    | 25 |      | 100 |     |    |   |   |   |   |     |    |   |   |

| Tempra (159) SW '90-'96   |    | L/R  | NOTE      | METELLI ref.    | ABS             | A       | B  | C  | D    | E    | F  | H  | I | L | M  | Fig |   |
|---|---|---|-----------|-----------------|-----------------|---------|----|----|------|------|----|----|---|---|----|-----|---|
| 1.4 i.e. (51 kW) Eng. 160A1.046/ 836A4.000  |    | 2/90-8/96   | •         | +/-ABS, M/T+A/T | 13-0538         |         |    | 20 | 68   | 80   |    |    |   |   |    |     |   |
|   |   | 2/90-8/96   | •         | +ABS            | 13-0020         |         |    | 25 | 86   | 96   |    |    |   |   |    |     |   |
|   |   | 2/90-8/96   | •         | -ABS, M/T+A/T   | 13-0016         |         |    | 20 | 68   | 80   |    |    |   |   |    |     |   |
|   |    | 2/90-8/96   | •         | A/T             | 14-0002         |         |    | 25 | 62   | 81   |    |    |   |   |    |     |   |
|   |   |      | 2/90-8/96 | •               | +ABS            | 15-1095 | 90 | 25 | 25   | 52   | 90 | 47 |   |   |    | 4   | 2 |
|   |   |   | 2/90-8/96 | •               | +ABS, M/T+A/T   | 15-1106 | 44 | 22 | 20   | 71,6 | 80 | 40 |   |   |    | 4a  | 3 |
|   |    | 2/90-8/96   | •         | -ABS, M/T+A/T   | 15-1013         |         | 22 | 20 | 71,6 | 80   | 40 |    |   |   | 4a | 3   |   |
|   |   | 2/90-8/96   | •         | A/T             | 16-1002         |         |    | 25 |      | 100  |    |    |   |   |    |     |   |
|   | 1.4 i.e. (52 kW) Eng. 836A4.000   |      | 2/90-8/96 | •               | +/-ABS, M/T+A/T | 13-0538 |    |    | 20   | 68   | 80 |    |   |   |    |     |   |
| 2/90-8/96   |   |   | •         | +ABS            | 13-0020         |         |    | 25 | 86   | 96   |    |    |   |   |    |     |   |
| 2/90-8/96   |   |   | •         | -ABS, M/T+A/T   | 13-0016         |         |    | 20 | 68   | 80   |    |    |   |   |    |     |   |
|  |   | 2/90-8/96   | •         | A/T             | 14-0002         |         |    | 25 | 62   | 81   |    |    |   |   |    |     |   |
|   |   |      | 2/90-8/96 | •               | +ABS            | 15-1095 | 90 | 25 | 25   | 52   | 90 | 47 |   |   |    | 4   | 2 |
|   |   |   | 2/90-8/96 | •               | +ABS, M/T+A/T   | 15-1106 | 44 | 22 | 20   | 71,6 | 80 | 40 |   |   |    | 4a  | 3 |
|  |   | 2/90-8/96   | •         | -ABS, M/T+A/T   | 15-1013         |         | 22 | 20 | 71,6 | 80   | 40 |    |   |   | 4a | 3   |   |
|   | 2/90-8/96   | •   | A/T       | 16-1002         |                 |         | 25 |    | 100  |      |    |    |   |   |    |     |   |
| 1.6 i.e. (55 kW) Eng. 159A3.048/ 835C1.000  |    | 92-96   | •         | +ABS            | 13-0020         |         |    | 25 | 86   | 96   |    |    |   |   |    |     |   |
|   |   | 92-96   | •         | A/T             | 14-0002         |         |    | 25 | 62   | 81   |    |    |   |   |    |     |   |
|   |    | 92-96   | •         | +ABS            | 15-1095         | 90      | 25 | 25 | 52   | 90   | 47 |    |   |   | 4  | 2   |   |
|   |   | 92-96   | •         | A/T             | 16-1002         |         |    | 25 |      | 100  |    |    |   |   |    |     |   |
| 1.6 i.e. (63-66 kW) Eng. 159B9.000  |   | 94-96   | •         | +/-ABS, M/T+A/T | 13-0538         |         |    | 20 | 68   | 80   |    |    |   |   |    |     |   |
|   |   | 94-96   | •         | -ABS, M/T+A/T   | 13-0016         |         |    | 20 | 68   | 80   |    |    |   |   |    |     |   |
|   |  | 94-96   | •         | A/T             | 14-0002         |         |    | 25 | 62   | 81   |    |    |   |   |    |     |   |
|   |   | 94-96   | •         | +ABS, M/T+A/T   | 15-1106         | 44      | 22 | 20 | 71,6 | 80   | 40 |    |   |   | 4a | 3   |   |
|   |  | 94-96   | •         | -ABS, M/T+A/T   | 15-1013         |         | 22 | 20 | 71,6 | 80   | 40 |    |   |   | 4a | 3   |   |
|   |   | 94-96   | •         | A/T             | 16-1002         |         |    | 25 |      | 100  |    |    |   |   |    |     |   |
| 1.8 i.e. (66 kW) Eng. 835C4.000   |  | 93-96   | •         | +ABS            | 13-0020         |         |    | 25 | 86   | 96   |    |    |   |   |    |     |   |
|   |   | 93-96   | •         | -ABS            | 13-0033         |         |    | 20 | 75   | 105  |    |    |   |   |    |     |   |
|   |  | 93-96   | •         | +ABS            | 14-0002         |         |    | 25 | 62   | 81   |    |    |   |   |    |     |   |
|   |   |    | 93-96     | •               | +ABS            | 15-1093 | 44 | 25 | 25   | 52   | 90 | 47 |   |   |    | 4   | 2 |
|   |   |   | 93-96     | •               | +ABS            | 15-1095 | 90 | 25 | 25   | 52   | 90 | 47 |   |   |    | 4   | 2 |
|   |  | 93-96   | •         | -ABS            | 15-1032         |         | 25 | 25 | 52   | 85   | 47 |    |   |   | 4  | 2   |   |
|   |   | 93-96   | •         | +ABS            | 16-1002         |         |    | 25 |      | 100  |    |    |   |   |    |     |   |
























| Tempra (159) SW '90-'96                  |    | L/R   |  |  | NOTE   | METELLI ref. | ABS | A  | B  | C    | D   | E   | F | H | I | L | M | Fig |   |
|--|---|-------|---|---|--------|--------------|-----|----|----|------|-----|-----|---|---|---|---|---|-----|---|
| 1.8 i.e. (74 kW) Eng. 836A5.000          |    | 94-   | •   |   | +ABS   | 13-0020      |     |    |    | 25   | 86  | 96  |   |   |   |   |   |     |   |
|  |    | 94-   | •   |   | +ABS   | 15-1110      | 44  | 25 | 25 | 52   | 90  | 47  |   |   |   |   |   | 4   | 2 |
| 1.8 i.e. (76 kW) Eng. 835C2.000          |    | 93-   | •   |   | +ABS   | 13-0020      |     |    |    | 25   | 86  | 96  |   |   |   |   |   |     |   |
|  |    | 93-   | •   |   | +ABS   | 15-1110      | 44  | 25 | 25 | 52   | 90  | 47  |   |   |   |   |   | 4   | 2 |
| 1.8 i.e. (77 kW) Eng. 159A4.046          |    | 92-96 | •   |   | +ABS   | 13-0020      |     |    |    | 25   | 86  | 96  |   |   |   |   |   |     |   |
|  |    | 92-96 | •   |   | -ABS   | 13-0033      |     |    |    | 20   | 75  | 105 |   |   |   |   |   |     |   |
|  |    | 92-96 |   | •   | +ABS   | 14-0002      |     |    |    | 25   | 62  | 81  |   |   |   |   |   |     |   |
|  |    | 92-96 | •   |   | +ABS   | 15-1093      | 44  | 25 | 25 | 52   | 90  | 47  |   |   |   |   |   | 4   | 2 |
|  |    | 92-96 | •   |   | +ABS   | 15-1095      | 90  | 25 | 25 | 52   | 90  | 47  |   |   |   |   |   | 4   | 2 |
|  |    | 92-96 | •   |   | -ABS   | 15-1032      |     | 25 | 25 | 52   | 85  | 47  |   |   |   |   |   | 4   | 2 |
|  |    | 92-96 |   | •   | +ABS   | 16-1002      |     |    | 25 |      | 100 |     |   |   |   |   |   |     |   |
| 1.9 D (48 kW) Eng. 160A7.000             |    | 91-96 | •   |   | +/-ABS | 13-0538      |     |    |    | 20   | 68  | 80  |   |   |   |   |   |     |   |
|  |    | 91-96 | •   |   | +ABS   | 13-0020      |     |    |    | 25   | 86  | 96  |   |   |   |   |   |     |   |
|  |    | 91-96 | •   |   | -ABS   | 13-0016      |     |    |    | 20   | 68  | 80  |   |   |   |   |   |     |   |
|  |    | 91-96 | •   |   | +ABS   | 15-1095      | 90  | 25 | 25 | 52   | 90  | 47  |   |   |   |   |   | 4   | 2 |
|  |    | 91-96 | •   |   | +ABS   | 15-1106      | 44  | 22 | 20 | 71,6 | 80  | 40  |   |   |   |   |   | 4a  | 3 |
|  |    | 91-96 | •   |   | -ABS   | 15-1013      |     | 22 | 20 | 71,6 | 80  | 40  |   |   |   |   |   | 4a  | 3 |
| 1.9 TD (59 kW) Eng. 160B6.046            |    | 92-96 | •   |   | +ABS   | 13-0020      |     |    |    | 25   | 86  | 96  |   |   |   |   |   |     |   |
|  |    | 92-96 | •   |   | -ABS   | 13-0033      |     |    |    | 20   | 75  | 105 |   |   |   |   |   |     |   |
|  |   | 92-96 |   | •   |        | 14-0002      |     |    |    | 25   | 62  | 81  |   |   |   |   |   |     |   |
|  |  | 92-96 | •   |   | +ABS   | 15-1093      | 44  | 25 | 25 | 52   | 90  | 47  |   |   |   |   |   | 4   | 2 |
|  |  | 92-96 | •   |   | +ABS   | 15-1095      | 90  | 25 | 25 | 52   | 90  | 47  |   |   |   |   |   | 4   | 2 |
|  |  | 92-96 | •   |   | -ABS   | 15-1032      |     | 25 | 25 | 52   | 85  | 47  |   |   |   |   |   | 4   | 2 |
|  |  | 92-96 |   | •   |        | 16-1002      |     |    | 25 |      | 100 |     |   |   |   |   |   |     |   |
| 1.9 TD (66 kW) Eng. 160A6.000/ 160D1.000 |  | 90-96 | •   |   | +ABS   | 13-0020      |     |    |    | 25   | 86  | 96  |   |   |   |   |   |     |   |
|  |  | 90-96 | •   |   | -ABS   | 13-0033      |     |    |    | 20   | 75  | 105 |   |   |   |   |   |     |   |
|  |  | 90-96 |   | •   | +ABS   | 14-0002      |     |    |    | 25   | 62  | 81  |   |   |   |   |   |     |   |
|  |  | 90-96 | •   |   | +ABS   | 15-1093      | 44  | 25 | 25 | 52   | 90  | 47  |   |   |   |   |   | 4   | 2 |
|  |  | 90-96 | •   |   | +ABS   | 15-1095      | 90  | 25 | 25 | 52   | 90  | 47  |   |   |   |   |   | 4   | 2 |
|  |  | 90-96 | •   |   | -ABS   | 15-1032      |     | 25 | 25 | 52   | 85  | 47  |   |   |   |   |   | 4   | 2 |
|  |  | 90-96 |   | •   | +ABS   | 16-1002      |     |    | 25 |      | 100 |     |   |   |   |   |   |     |   |























































| Tipo (160) '87-'96                         |   |  | L/R  | NOTE            | METELLI ref. | ABS | A  | B  | C    | D   | E   | F | H | I | L | M | Fig |   |
|--|---|---|---|-----------------|--------------|-----|----|----|------|-----|-----|---|---|---|---|---|-----|---|
| 1.6 i.e. (55 kW) Eng. 159A3.048/ 835C1.000 |    | 92-95   | •   | +/-ABS, M/T+A/T | 13-0538      |     |    |    | 20   | 68  | 80  |   |   |   |   |   |     |   |
|  |   | 92-95   | •   | -ABS, M/T+A/T   | 13-0016      |     |    |    | 20   | 68  | 80  |   |   |   |   |   |     |   |
|  |    | 92-95   |   | • A/T           | 14-0002      |     |    |    | 25   | 62  | 81  |   |   |   |   |   |     |   |
|  |    | 92-95   | •   | +ABS, M/T+A/T   | 15-1106      | 44  | 22 | 20 | 71,6 | 80  | 40  |   |   |   |   |   | 4a  | 3 |
|  |   | 92-95   | •   | -ABS, M/T+A/T   | 15-1013      |     | 22 | 20 | 71,6 | 80  | 40  |   |   |   |   |   | 4a  | 3 |
|  |    | 92-95   |   | • A/T           | 16-1002      |     |    | 25 |      | 100 |     |   |   |   |   |   |     |   |
| 1.6 i.e. (66 kW) Eng. 149C2.046            |    | 88-91   | •   | M/T+A/T         | 13-0016      |     |    |    | 20   | 68  | 80  |   |   |   |   |   |     |   |
|  |   | 88-91   | •   | +/-ABS, M/T+A/T | 13-0538      |     |    |    | 20   | 68  | 80  |   |   |   |   |   |     |   |
|  |    | 88-91   |   | • A/T           | 14-0002      |     |    |    | 25   | 62  | 81  |   |   |   |   |   |     |   |
|  |    | 88-91   | •   | M/T+A/T         | 15-1013      |     | 22 | 20 | 71,6 | 80  | 40  |   |   |   |   |   | 4a  | 3 |
|  |   | 88-91   | •   | +ABS, M/T+A/T   | 15-1106      | 44  | 22 | 20 | 71,6 | 80  | 40  |   |   |   |   |   | 4a  | 3 |
|  |    | 88-91   |   | • A/T           | 16-1002      |     |    | 25 |      | 100 |     |   |   |   |   |   |     |   |
| 1.7 D (43-45 kW) Eng. 149B4.000            |    | 88-95   | •   | +/-ABS          | 13-0538      |     |    |    | 20   | 68  | 80  |   |   |   |   |   |     |   |
|  |   | 88-95   | •   | +ABS            | 13-0020      |     |    |    | 25   | 86  | 96  |   |   |   |   |   |     |   |
|  |   | 88-95   | •   | -ABS, M/T       | 13-0016      |     |    |    | 20   | 68  | 80  |   |   |   |   |   |     |   |
|  |    | 88-95   |   | • +ABS          | 14-0002      |     |    |    | 25   | 62  | 81  |   |   |   |   |   |     |   |
|  |    | 88-95   | •   | +ABS            | 15-1095      | 90  | 25 | 25 | 52   | 90  | 47  |   |   |   |   |   | 4   | 2 |
|  |   | 88-95   | •   | +ABS            | 15-1106      | 44  | 22 | 20 | 71,6 | 80  | 40  |   |   |   |   |   | 4a  | 3 |
|  |   | 88-95   | •   | -ABS, M/T       | 15-1013      |     | 22 | 20 | 71,6 | 80  | 40  |   |   |   |   |   | 4a  | 3 |
| 1.8 i.e (71 kW) Eng. 836A5.000             |    | 93-   | •   | +ABS            | 13-0020      |     |    |    | 25   | 86  | 96  |   |   |   |   |   |     |   |
|  |   | 93-   | •   | -ABS            | 13-0033      |     |    |    | 20   | 75  | 105 |   |   |   |   |   |     |   |
|  |    | 93-   | •   | +ABS            | 15-1110      | 44  | 25 | 25 | 52   | 90  | 47  |   |   |   |   |   | 4   | 2 |
|  |   | 93-   | •   | -ABS            | 15-1032      |     | 25 | 25 | 52   | 85  | 47  |   |   |   |   |   | 4   | 2 |
| 1.8 i.e. (66 kW) Eng. 835C4.000            |    | 93-95   | •   | +ABS            | 13-0020      |     |    |    | 25   | 86  | 96  |   |   |   |   |   |     |   |
|  |   | 93-95   | •   | -ABS            | 13-0033      |     |    |    | 20   | 75  | 105 |   |   |   |   |   |     |   |
|  |  | 93-95   |   | •               | 14-0002      |     |    |    | 25   | 62  | 81  |   |   |   |   |   |     |   |
|  |  | 93-95   | •   | +ABS            | 15-1093      | 44  | 25 | 25 | 52   | 90  | 47  |   |   |   |   |   | 4   | 2 |
|  |   | 93-95   | •   | +ABS            | 15-1095      | 90  | 25 | 25 | 52   | 90  | 47  |   |   |   |   |   | 4   | 2 |
|  |   | 93-95   | •   | -ABS            | 15-1032      |     | 25 | 25 | 52   | 85  | 47  |   |   |   |   |   | 4   | 2 |
|  |  | 93-95   |   | •               | 16-1002      |     |    | 25 |      | 100 |     |   |   |   |   |   |     |   |














































| <b>Tipo (160) '87-'96</b>                           |   |    | L/R    |    | NOTE | METELLI ref. | ABS               | A       | B  | C  | D    | E    | F  | H  | I  | L  | M   | Fig |    |   |
|---|---|---|---|---|------|--------------|-------------------|---------|----|----|------|------|----|----|----|----|-----|-----|----|---|
| 1.9 TD (66 kW) Eng. 160A6.000/ 160A6.048/ 160D1.000 |    | 90-95   |   | •   | +ABS | 13-0020      |                   |         |    | 25 | 86   | 96   |    |    |    |    |     |     |    |   |
|   |   | 90-95   |   | •   | -ABS | 13-0033      |                   |         |    | 20 | 75   | 105  |    |    |    |    |     |     |    |   |
|   |    | 90-95   |   |   | •    |              | 14-0002           |         |    |    | 25   | 62   | 81 |    |    |    |     |     |    |   |
|   |    | 90-95   |   |   | •    | +ABS         | 15-1093           | 44      | 25 | 25 | 52   | 90   | 47 |    |    |    |     |     | 4  | 2 |
|   |   | 90-95   |   |   | •    | +ABS         | 15-1095           | 90      | 25 | 25 | 52   | 90   | 47 |    |    |    |     |     | 4  | 2 |
|   |   | 90-95   |   |   | •    | -ABS         | 15-1032           |         | 25 | 25 | 52   | 85   | 47 |    |    |    |     |     | 4  | 2 |
|   |    | 90-95   |   |   | •    |              | 16-1002           |         |    | 25 |      | 100  |    |    |    |    |     |     |    |   |
| 2.0 16v (102-104 kW) Eng. 836A3.000/ 836A3.001      |    | 93-   |   | •   | +ABS | 13-0020      |                   |         |    | 25 | 86   | 96   |    |    |    |    |     |     |    |   |
|   |   | 93-   |   | •   | -ABS | 13-0092      |                   |         |    | 25 | 86   | 96   |    |    |    |    |     |     |    |   |
|   |    | 93-   |   |   | •    | +ABS         | 15-1110           | 44      | 25 | 25 | 52   | 90   | 47 |    |    |    |     |     | 4  | 2 |
|   |   | 93-   |   |   | •    | -ABS         | 15-1109           |         | 25 | 25 | 52   | 90   | 47 |    |    |    |     |     | 4  | 2 |
| 2.0 i.e. (80 kW) Eng. 159A5.046                     |    | 90-92   |   |   | •    | +/-ABS       | 13-0020           |         |    |    | 25   | 86   | 96 |    |    |    |     |     |    |   |
|   |    | 90-92   |   |   | •    |              | 14-0002           |         |    |    | 25   | 62   | 81 |    |    |    |     |     |    |   |
|   |    | 90-92   |   |   | •    | +ABS         | 15-1093           | 44      | 25 | 25 | 52   | 90   | 47 |    |    |    |     |     | 4  | 2 |
|   |   | 90-92   |   |   | •    | +ABS         | 15-1095           | 90      | 25 | 25 | 52   | 90   | 47 |    |    |    |     |     | 4  | 2 |
|   |   | 90-92   |   |   | •    | -ABS         | 15-1016           |         | 25 | 25 | 52   | 90   | 47 |    |    |    |     |     | 4  | 2 |
|   |    | 90-92   |   |   | •    |              | 16-1002           |         |    | 25 |      | 100  |    |    |    |    |     |     |    |   |
| 2.0 i.e., 4WD (83 kW) Eng. 159A6.046                |    | 90-95   |   |   | •    | +/-ABS       | 13-0020           |         |    |    | 25   | 86   | 96 |    |    |    |     |     |    |   |
|   |    | 90-95   |   |   | •    |              | 14-0002           |         |    |    | 25   | 62   | 81 |    |    |    |     |     |    |   |
|   |   | 90-95   |   |   | •    | +ABS         | 15-1093           | 44      | 25 | 25 | 52   | 90   | 47 |    |    |    |     |     | 4  | 2 |
|   |   | 90-95   |   |   | •    | +ABS         | 15-1095           | 90      | 25 | 25 | 52   | 90   | 47 |    |    |    |     |     | 4  | 2 |
|   |   | 90-95   |   |   | •    | -ABS         | 15-1016           |         | 25 | 25 | 52   | 90   | 47 |    |    |    |     |     | 4  | 2 |
|   |  | 90-95   |   |   | •    |              | 16-1002           |         |    | 25 |      | 100  |    |    |    |    |     |     |    |   |
| <b>Ulysse I (220) '94-'02</b>                       |   |  | L/R  |  | NOTE | METELLI ref. | ABS               | A       | B  | C  | D    | E    | F  | H  | I  | L  | M   | Fig |    |   |
| 1.8 (73 kW) Eng. LFW                                |  | 97-02   |   |   | •    | +ABS         | 13-0170           |         |    |    | 25   | 86   | 96 |    |    |    |     |     |    |   |
|   |  | 97-02   |   |   | •    | +ABS         | 15-1222           | 48      | 27 | 34 | 58,6 | 89,9 | 49 |    |    |    |     | 11  | 2  |   |
|   |  | 97-02   | L   |   |      |              | +ABS, G.Box:BE3/5 | 17-0140 | 48 | 27 |      | 24   | 90 | 81 | 33 | 82 | 62  | 647 | s3 |   |
|   |   | 97-02   | L   |   |      |              | -ABS, G.Box:BE3/5 | 17-0138 |    | 27 |      | 24   | 90 | 81 | 33 | 82 | 62  | 647 | s3 |   |
|   |   | 97-02   | R   |   |      |              | +ABS, G.Box:BE3/5 | 17-0141 | 48 | 27 |      | 24   | 90 | 81 | 33 | 82 | 350 | 936 | s4 |   |
|   |   | 97-02   | R   |   |      |              | -ABS, G.Box:BE3/5 | 17-0139 |    | 27 |      | 24   | 90 | 81 | 33 | 82 | 350 | 936 | s4 |   |


























| Ulysse I (220) '94-'02              |    | L/R        |  |  | NOTE | METELLI ref.      | ABS     | A  | B  | C    | D      | E    | F  | H    | I  | L    | M   | Fig |  |  |
|-------------------------------------|---|------------|---|---|------|-------------------|---------|----|----|------|--------|------|----|------|----|------|-----|-----|--|--|
| 1.9 TD (66 kW) Eng. DHX(XUD9TF-L)   |    | 95-02      |   | ●   | +ABS | 13-0172           |         |    |    | 28   | 95     | 85   |    |      |    |      |     |     |  |  |
|                                     |    | 95-02      |   | ●   | +ABS | 15-1224           | 48      | 27 | 39 | 59   | 100,45 | 49,5 |    |      |    |      | 11  | 2   |  |  |
|                                     |    | 95-02      | L   |   |      | +ABS, G.Box:ME5K  | 17-0144 | 48 | 27 |      | 37     | 100  | 89 | 38,7 | 82 | 68,5 | 641 | s3  |  |  |
|                                     |   | 95-02      | L   |   |      | -ABS, G.Box:ME5K  | 17-0142 |    | 27 |      | 37     | 100  | 89 | 38,7 | 82 | 68,5 | 642 | s3  |  |  |
|                                     |   | 95-02      | R   |   |      | +ABS, G.Box:ME5K  | 17-0145 | 48 | 27 |      | 37     | 100  | 89 | 38,7 | 82 | 369  | 942 | s4  |  |  |
|                                     |   | 95-02      | R   |   |      | -ABS, G.Box:ME5K  | 17-0143 |    | 27 |      | 37     | 100  | 89 | 38,7 | 82 | 369  | 942 | s4  |  |  |
| 2.0 (89 kW) Eng. RFU(XU10J2C)       |    | 94-02      |   | ●   | +ABS | 13-0170           |         |    |    | 25   | 86     | 96   |    |      |    |      |     |     |  |  |
|                                     |    | 94-02      |   | ●   | +ABS | 15-1222           | 48      | 27 | 34 | 58,6 | 89,9   | 49   |    |      |    |      | 11  | 2   |  |  |
|                                     |    | 94-02      | L   |   |      | +ABS, G.Box:BE3/5 | 17-0140 | 48 | 27 |      | 24     | 90   | 81 | 33   | 82 | 62   | 647 | s3  |  |  |
|                                     |   | 94-02      | L   |   |      | -ABS, G.Box:BE3/5 | 17-0138 |    | 27 |      | 24     | 90   | 81 | 33   | 82 | 62   | 647 | s3  |  |  |
|                                     |   | 94-02      | R   |   |      | +ABS, G.Box:BE3/5 | 17-0141 | 48 | 27 |      | 24     | 90   | 81 | 33   | 82 | 350  | 936 | s4  |  |  |
|                                     |   | 94-02      | R   |   |      | -ABS, G.Box:BE3/5 | 17-0139 |    | 27 |      | 24     | 90   | 81 | 33   | 82 | 350  | 936 | s4  |  |  |
| 2.0 16v (100 kW) Eng. RFN(EW10J4)   |    | 00-        |   | ●   | +ABS | 13-0170           |         |    |    | 25   | 86     | 96   |    |      |    |      |     |     |  |  |
|                                     |    | 00-        |   | ●   | +ABS | 15-1222           | 48      | 27 | 34 | 58,6 | 89,9   | 49   |    |      |    |      | 11  | 2   |  |  |
| 2.0 16v (97 kW) Eng. RFV(XU10J4R)   |    | 98-        |   | ●   | +ABS | 13-0170           |         |    |    | 25   | 86     | 96   |    |      |    |      |     |     |  |  |
|                                     |    | 98-        |   | ●   | +ABS | 15-1222           | 48      | 27 | 34 | 58,6 | 89,9   | 49   |    |      |    |      | 11  | 2   |  |  |
| 2.0 JTD (80 kW) Eng. RHZ(DW10ATED)  |    | 99-02      |   | ●   | +ABS | 13-0375           |         |    |    | 22   | 82     | 126  |    |      |    |      |     |     |  |  |
|                                     |    | 99-02      |   | ●   | +ABS | 15-1546           | 48      | 27 | 39 | 58   | 100,3  | 50   |    |      |    |      | 11  | 2   |  |  |
|                                     |   | 10/99-8/02 | L   |   |      | +ABS, M/T         | 17-0956 | 48 | 27 |      | 37     | 100  | 89 | 38,7 | -  | 68,5 | 632 |     |  |  |
|                                     |   | 10/99-8/02 | R   |   |      | +ABS, M/T         | 17-0957 | 48 | 27 |      | 37     | 100  | 89 | 38,7 | -  | 369  | 955 |     |  |  |
|                                     |   | 99-02      | L   |   |      | M/T               | 17-0672 |    | 27 | 37   |        | 100  | 89 | 38,7 |    | 68,5 | 632 |     |  |  |
|                                     |   | 99-02      | R   |   |      | M/T               | 17-0673 |    | 27 | 37   |        | 100  | 89 | 38,7 |    | 369  | 955 |     |  |  |
| 2.0 JTD (81 kW) Eng. RHW(DW10ATED4) |  | 99-02      |   | ●   | +ABS | 13-0375           |         |    |    | 22   | 82     | 126  |    |      |    |      |     |     |  |  |
|                                     |  | 99-02      |   | ●   | +ABS | 15-1546           | 48      | 27 | 39 | 58   | 100,3  | 50   |    |      |    |      | 11  | 2   |  |  |
|                                     |  | 99-02      | L   |   |      | M/T               | 17-0672 |    | 27 | 37   |        | 100  | 89 | 38,7 |    | 68,5 | 632 |     |  |  |
|                                     |   | 99-02      | R   |   |      | M/T               | 17-0673 |    | 27 | 37   |        | 100  | 89 | 38,7 |    | 369  | 955 |     |  |  |
| 2.0 T. (108 kW) Eng. RGX(XU10J2CTE) |  | 6/94-      |   | ●   | +ABS | 13-0172           |         |    |    | 28   | 95     | 85   |    |      |    |      |     |     |  |  |
|                                     |  | 6/94-      |   | ●   | +ABS | 15-1224           | 48      | 27 | 39 | 59   | 100,45 | 49,5 |    |      |    |      | 11  | 2   |  |  |
|                                     |  | 9/94-      | L   |   |      | +ABS, G.Box:ME5K  | 17-0144 | 48 | 27 |      | 37     | 100  | 89 | 38,7 | 82 | 68,5 | 641 | s3  |  |  |
|                                     |   | 9/94-      | L   |   |      | -ABS, G.Box:ME5K  | 17-0142 |    | 27 |      | 37     | 100  | 89 | 38,7 | 82 | 68,5 | 642 | s3  |  |  |
|                                     |   | 9/94-      | R   |   |      | +ABS, G.Box:ME5K  | 17-0145 | 48 | 27 |      | 37     | 100  | 89 | 38,7 | 82 | 369  | 942 | s4  |  |  |
|                                     |   | 9/94-      | R   |   |      | -ABS, G.Box:ME5K  | 17-0143 |    | 27 |      | 37     | 100  | 89 | 38,7 | 82 | 369  | 942 | s4  |  |  |

| <b>Ulysse I (220) '94-'02</b>        |   |  | L/R |  |  | NOTE       | METELLI ref.     | ABS            | A  | B    | C    | D      | E    | F  | H    | I    | L    | M   | Fig |  |  |
|--------------------------------------|---|---|-----|---|--|------------|------------------|----------------|----|------|------|--------|------|----|------|------|------|-----|-----|--|--|
| 2.1 TD (80 kW) Eng. P8C              |    | 96-99   |     | •   |  | +ABS       | <b>13-0172</b>   |                |    |      | 28   | 95     | 85   |    |      |      |      |     |     |  |  |
|                                      |    | 96-99   |     | •   |  | +ABS       | <b>15-1224</b>   | 48             | 27 | 39   | 59   | 100,45 | 49,5 |    |      |      |      | 11  | 2   |  |  |
|                                      |    | 96-99   | L   |   |  |            | +ABS, G.Box:ME5K | <b>17-0144</b> | 48 | 27   |      | 37     | 100  | 89 | 38,7 | 82   | 68,5 | 641 | s3  |  |  |
|                                      |   | 96-99   | L   |   |  |            | -ABS, G.Box:ME5K | <b>17-0142</b> |    | 27   |      | 37     | 100  | 89 | 38,7 | 82   | 68,5 | 642 | s3  |  |  |
|                                      |   | 96-99   | R   |   |  |            | +ABS, G.Box:ME5K | <b>17-0145</b> | 48 | 27   |      | 37     | 100  | 89 | 38,7 | 82   | 369  | 942 | s4  |  |  |
|                                      |   | 96-99   | R   |   |  |            | -ABS, G.Box:ME5K | <b>17-0143</b> |    | 27   |      | 37     | 100  | 89 | 38,7 | 82   | 369  | 942 | s4  |  |  |
| <b>Ulysse II (179AX) '02-</b>        |   |  | L/R |  |  | NOTE       | METELLI ref.     | ABS            | A  | B    | C    | D      | E    | F  | H    | I    | L    | M   | Fig |  |  |
| 2.0 JTD (79 kW) Eng. RHM(DW10ATED4)  |    | 03-   | L   |   |  | M/T        | <b>17-0831</b>   |                | 27 | 37   |      | 92     | 89,4 |    | 81   | 68,5 | 647  | s3  |     |  |  |
|                                      |   | 03-   | R   |   |  | M/T        | <b>17-0832</b>   |                | 27 | 37   |      | 92     | 89,4 |    | 81   | 369  | 965  | s4  |     |  |  |
| 2.0 JTD (80 kW) Eng. RHW(DW10ATED4)  |    | 02-   |     | •   |  | Vett 9920- | <b>13-0342</b>   |                |    |      | 26   | 86     | 138  |    |      |      |      |     |     |  |  |
|                                      |    | 02-   |     | •   |  | Vett 9920- | <b>15-1494</b>   | 27             | 28 | 58   | 92   | 49     |      |    |      |      |      | 11  | 1   |  |  |
|                                      |    | 02-   | L   |   |  |            | M/T              | <b>17-0831</b> | 27 | 37   |      | 92     | 89,4 |    | 81   | 68,5 | 647  | s3  |     |  |  |
|                                      |   | 02-   | R   |   |  |            | M/T              | <b>17-0832</b> | 27 | 37   |      | 92     | 89,4 |    | 81   | 369  | 965  | s4  |     |  |  |
| 2.2 JTD (94 kW) Eng. 4HW(DW12ATED4)  |    | 02-   |     | •   |  | Vett -9962 | <b>13-0343</b>   |                |    |      | 26   | 86     | 138  |    |      |      |      |     |     |  |  |
|                                      |   | 02-   |     | •   |  | Vett 9962- | <b>13-0342</b>   |                |    |      | 26   | 86     | 138  |    |      |      |      |     |     |  |  |
|                                      |    | 02-   |     | •   |  |            | Vett -9962       | <b>15-1495</b> | 27 | 29   | 57,9 | 101,4  | 49   |    |      |      |      | 11  | 1   |  |  |
|                                      |   | 02-   |     | •   |  |            | Vett 9962-       | <b>15-1494</b> | 27 | 28   | 58   | 92     | 49   |    |      |      |      | 11  | 1   |  |  |
| <b>Uno (146A/E) '83-</b>             |   |  | L/R |  |  | NOTE       | METELLI ref.     | ABS            | A  | B    | C    | D      | E    | F  | H    | I    | L    | M   | Fig |  |  |
| 0.9 (33 kW) Eng. 146A.000/ 146A1.000 |    | 1/83-90   |     | •   |  |            | <b>13-0002</b>   |                |    |      | 20   | 68     | 80   |    |      |      |      |     |     |  |  |
|                                      |   | 1/83-90   |     | •   |  |            | <b>15-1019</b>   | 20             | 20 | 43,1 | 80   | 55     |      |    |      |      |      | 4   | 3   |  |  |
| 1.0 45 i.e. (33 kW) Eng. 156A2.246   |  | 84-12/93  |     | •   |  |            | <b>13-0002</b>   |                |    |      | 20   | 68     | 80   |    |      |      |      |     |     |  |  |
|                                      |  | 84-12/93  |     | •   |  |            | <b>15-1019</b>   | 20             | 20 | 43,1 | 80   | 55     |      |    |      |      |      | 4   | 3   |  |  |
| 1.0 55 (41 kW) Eng. 146B4.000        |  | 94-   |     | •   |  |            | <b>13-0002</b>   |                |    |      | 20   | 68     | 80   |    |      |      |      |     |     |  |  |
|                                      |  | 94-   |     | •   |  |            | <b>15-1019</b>   | 20             | 20 | 43,1 | 80   | 55     |      |    |      |      |      | 4   | 3   |  |  |
| 1.1 (42 kW) Eng. 160A3.000           |  | 89-92   |     | •   |  |            | <b>13-0002</b>   |                |    |      | 20   | 68     | 80   |    |      |      |      |     |     |  |  |
|                                      |  | 89-92   |     | •   |  |            | <b>15-1019</b>   | 20             | 20 | 43,1 | 80   | 55     |      |    |      |      |      | 4   | 3   |  |  |
| 1.1 (43 kW) Eng. 146A4.044           |  | 1/83-89   |     | •   |  |            | <b>13-0002</b>   |                |    |      | 20   | 68     | 80   |    |      |      |      |     |     |  |  |
|                                      |  | 1/83-89   |     | •   |  |            | <b>15-1019</b>   | 20             | 20 | 43,1 | 80   | 55     |      |    |      |      |      | 4   | 3   |  |  |
| 1.1 55 (40 kW) Eng. 138B.000         |  | 1/83-89   |     | •   |  |            | <b>13-0002</b>   |                |    |      | 20   | 68     | 80   |    |      |      |      |     |     |  |  |
|                                      |  | 1/83-89   |     | •   |  |            | <b>15-1019</b>   | 20             | 20 | 43,1 | 80   | 55     |      |    |      |      |      | 4   | 3   |  |  |

























| <b>Uno (146A/E) '83-</b>                      |   |    | L/R |    |    | NOTE        | METELLI ref. | ABS | A  | B  | C    | D  | E   | F | H | I | L | M | Fig |   |
|---|---|---|-----|---|--|-------------|--------------|-----|----|----|------|----|-----|---|---|---|---|---|-----|---|
| 1.1 60 (43 kW) Eng. 146A4.048                 |    | 1/83-89   |     |   | •  |             | 13-0002      |     |    |    | 20   | 68 | 80  |   |   |   |   |   |     |   |
|   |    | 1/83-89   |     |   | •  |             | 15-1019      |     | 20 | 20 | 43,1 | 80 | 55  |   |   |   |   |   | 4   | 3 |
| 1.1 CS Brasile (40 kW) Eng. M201GA11A         |    | 88-93   |     |   | •  | Brazil      | 13-0056      |     |    |    | 20   | 68 | 80  |   |   |   |   |   |     |   |
|   |    | 88-93   |     |   | •  | Brazil      | 15-1065      |     | 22 | 20 | 48,1 | 80 | 55  |   |   |   |   |   | 4   | 3 |
| 1.1 i.e. 50 (36 kW) Eng. 146C3.000            |    | 92-93   |     |   | •  |             | 13-0002      |     |    |    | 20   | 68 | 80  |   |   |   |   |   |     |   |
|   |    | 92-93   |     |   | •  |             | 15-1019      |     | 20 | 20 | 43,1 | 80 | 55  |   |   |   |   |   | 4   | 3 |
| 1.3 70 (48 kW) Eng. 149A7.000                 |    | 85-89   |     |   | •  |             | 13-0002      |     |    |    | 20   | 68 | 80  |   |   |   |   |   |     |   |
|   |    | 85-89   |     |   | •  |             | 15-1019      |     | 20 | 20 | 43,1 | 80 | 55  |   |   |   |   |   | 4   | 3 |
| 1.3 70 (50 kW) Eng. 138B2.000                 |    | 83-85   |     |   | •  |             | 13-0002      |     |    |    | 20   | 68 | 80  |   |   |   |   |   |     |   |
|   |    | 83-85   |     |   | •  |             | 15-1019      |     | 20 | 20 | 43,1 | 80 | 55  |   |   |   |   |   | 4   | 3 |
| 1.3 D (27-33 kW) Eng. 127A5.000/ 146B1.000    |    | 5/83-12/93  |     |   | •  |             | 13-0002      |     |    |    | 20   | 68 | 80  |   |   |   |   |   |     |   |
|   |    | 5/83-12/93  |     |   | •  |             | 15-1019      |     | 20 | 20 | 43,1 | 80 | 55  |   |   |   |   |   | 4   | 3 |
| 1.4 70 S (52 kW) Eng. 160A1.048               |    | 89-90   |     |   | •  |             | 13-0002      |     |    |    | 20   | 68 | 80  |   |   |   |   |   |     |   |
|   |    | 89-90   |     |   | •  |             | 15-1019      |     | 20 | 20 | 43,1 | 80 | 55  |   |   |   |   |   | 4   | 3 |
| 1.4 i.e. (51 kW) Eng. 160A1.046               |    | 89-93   |     |   | •  |             | 13-0002      |     |    |    | 20   | 68 | 80  |   |   |   |   |   |     |   |
|   |    | 89-93   |     |   | •  |             | 15-1019      |     | 20 | 20 | 43,1 | 80 | 55  |   |   |   |   |   | 4   | 3 |
| 1.4 i.e. (57 kW) Eng. 159A2.000               |    | 89-   |     |   | •  |             | 13-0002      |     |    |    | 20   | 68 | 80  |   |   |   |   |   |     |   |
|   |    | 89-   |     |   | •  |             | 15-1019      |     | 20 | 20 | 43,1 | 80 | 55  |   |   |   |   |   | 4   | 3 |
| 1.4 T. i.e. (82 kW) Eng. 146A8.046            |   | 89-93   |     |   | •  | -ABS        | 13-0003      |     |    |    | 20   | 75 | 105 |   |   |   |   |   |     |   |
|   |  | 89-93   |     |   | •  | -ABS        | 15-1003      |     | 22 | 25 | 48,1 | 85 | 58  |   |   |   |   |   | 4   | 2 |
| 1.4 TD 70 (52 kW) Eng. 146B.000/ 146B3.000    |  | 86-90   |     |   | •  | Ch 2511998- | 13-0002      |     |    |    | 20   | 68 | 80  |   |   |   |   |   |     |   |
|   |  | 86-90   |     |   | •  | Ch 2511998- | 15-1002      |     | 22 | 20 | 48,1 | 80 | 55  |   |   |   |   |   | 4   | 3 |
| 1.5 i.e. 75 (55 kW) Eng. 138C2.048/ 149C1.000 |  | 1/85-12/93  |     |   | •  |             | 13-0002      |     |    |    | 20   | 68 | 80  |   |   |   |   |   |     |   |
|   |  | 1/85-12/93  |     |   | •  |             | 15-1019      |     | 20 | 20 | 43,1 | 80 | 55  |   |   |   |   |   | 4   | 3 |
| 1.7 D (44 kW) Eng. 149B3.000                  |  | 86-89   |     |   | •  | Ch 2511998- | 13-0002      |     |    |    | 20   | 68 | 80  |   |   |   |   |   |     |   |
|   |  | 86-89   |     |   | •  | Ch 2511998- | 15-1002      |     | 22 | 20 | 48,1 | 80 | 55  |   |   |   |   |   | 4   | 3 |
| <b>X 1/9 (128 AS) '73-'89</b>                 |   |  | L/R |  |  | NOTE        | METELLI ref. | ABS | A  | B  | C    | D  | E   | F | H | I | L | M | Fig |   |
| 1.3, Exclusiv Serie (55 kW) Eng. 128AS.000    |  | 73-79   |     |   | •  | 4Sp         | 13-0001      |     |    |    | 20   | 68 | 80  |   |   |   |   |   |     |   |
|   |  | 73-79   |     |   | •  | 4Sp         | 15-1001      |     | 20 | 20 | 43,1 | 80 | 55  |   |   |   |   |   | 4   | 3 |

| <b>X 1/9 (128 AS) '73-'89</b>         |  | L/R   |  |  | NOTE  | METELLI ref. | ABS | A | B  | C  | D   | E  | F | H | I | L | M | Fig |  |
|---------------------------------------|---|-------|---|--|-------|--------------|-----|---|----|----|-----|----|---|---|---|---|---|-----|--|
| 1.5 Five Speed (56 kW) Eng. 138BS.031 |  | 85-89 |   |  | • 5Sp | 14-0002      |     |   |    | 25 | 62  | 81 |   |   |   |   |   |     |  |
|                                       |  | 85-89 |   |  | • 5Sp | 16-1002      |     |   | 25 |    | 100 |    |   |   |   |   |   |     |  |
| 1.5 Five Speed (63 kW) Eng. 138AS.000 |  | 78-88 |   |  | • 5Sp | 14-0002      |     |   |    | 25 | 62  | 81 |   |   |   |   |   |     |  |
|                                       |  | 78-88 |   |  | • 5Sp | 16-1002      |     |   | 25 |    | 100 |    |   |   |   |   |   |     |  |

### FIAT LCV










| <b>Cinquecento Van '92-</b>              |    | L/R     |  |  | NOTE   | METELLI ref. | ABS     | A  | B  | C    | D    | E    | F  | H    | I    | L    | M   | Fig |   |
|--|---|---------|---|--|--------|--------------|---------|----|----|------|------|------|----|------|------|------|-----|-----|---|
| 0.9 i (29 kW) Eng. A1.046                |    | 92-98   |   |  | •      | 13-0058      |         |    |    | 20   | 68   | 80   |    |      |      |      |     |     |   |
|  |    | 92-98   |   |  | •      | 15-1067      |         | 22 | 20 | 71,4 | 72   | 41   |    |      |      |      |     | 4a  | 3 |
| <b>Doblo Cargo I-II (223) '01-'09</b>    |    | L/R     |  |  | NOTE   | METELLI ref. | ABS     | A  | B  | C    | D    | E    | F  | H    | I    | L    | M   | Fig |   |
| 1.2 (48 kW) Eng. 223A5.000               |    | 01-     |   |  | • -ABS | 13-0257      |         |    |    | 20   | 68   | 100  |    |      |      |      |     |     |   |
|  |    | 01-     |   |  | • -ABS | 15-1374      |         | 22 | 22 | 51   | 79   | 54,2 |    |      |      |      |     | 4   | 1 |
| 1.3 JTD (51 kW) Eng. 188A9.000           |    | 05-     |   |  | •      | 13-0406      |         |    |    | 24   | 80   | 116  |    |      |      |      |     |     |   |
|  |    | 05-     |   |  | •      | 15-1612      |         | 25 | 24 | 51   | 84,4 | 54   |    |      |      |      |     | 4   | 1 |
|  |    | 04-1/09 | L   |  |        | • -ABS, M/T  | 17-0635 |    | 25 |      | 24   | 84,5 | 82 | 35,5 | 90   | 69,6 | 615 | s9  |   |
|  |   | 04-1/09 | R   |  |        | • -ABS, M/T  | 17-0636 |    | 25 |      | 24   | 84,5 | 81 | 35,5 | 90   | 379  | 933 | s4  |   |
| 1.3 MJT 16v (55 kW) Eng. 199A2.000       |    | 05-     |   |  | •      | 13-0406      |         |    |    | 24   | 80   | 116  |    |      |      |      |     |     |   |
|  |    | 05-     |   |  | •      | 15-1612      |         | 25 | 24 | 51   | 84,4 | 54   |    |      |      |      |     | 4   | 1 |
| 1.3 MTJ (Germany) (62 kW) Eng. 223A9.000 |    | 05-     |   |  | •      | 13-0406      |         |    |    | 24   | 80   | 116  |    |      |      |      |     |     |   |
|  |   | 05-     |   |  | •      | 15-1612      |         | 25 | 24 | 51   | 84,4 | 54   |    |      |      |      |     | 4   | 1 |
| 1.4 (57 kW) Eng. 350A1.000               |  | 05-     |   |  | •      | 13-0257      |         |    |    | 20   | 68   | 100  |    |      |      |      |     |     |   |
|  |  | 05-     |   |  | •      | 15-1374      |         | 22 | 22 | 51   | 79   | 54,2 |    |      |      |      |     | 4   | 1 |
| 1.6 16v (76 kW) Eng. 182B6.000           |  | 10/01-  |   |  | •      | 13-0257      |         |    |    | 20   | 68   | 100  |    |      |      |      |     |     |   |
|  |  | 10/01-  |   |  | •      | 15-1374      |         | 22 | 22 | 51   | 79   | 54,2 |    |      |      |      |     | 4   | 1 |
|  |  | 10/01-  | L   |  |        | • M/T        | 17-0954 |    | 22 | 20   | 22   | 79   | 72 | -    | -    | 61   | -   |     |   |
|  |   | 10/01-  | R   |  |        | • M/T        | 17-0955 |    | 22 | 20   | 22   | 79   | 72 | -    | -    | 61   | -   |     |   |
| 1.9 D (46 kW) Eng. 223A6.000             |  | 01-     |   |  | • -ABS | 13-0257      |         |    |    | 20   | 68   | 100  |    |      |      |      |     |     |   |
|  |  | 01-     |   |  | • -ABS | 15-1374      |         | 22 | 22 | 51   | 79   | 54,2 |    |      |      |      |     | 4   | 1 |
|  |  | 3/01-   | L   |  |        | • -ABS, M/T  | 17-0633 |    | 22 |      |      | 79   |    | 32   | 89,4 |      | 617 | s7  |   |
|  |   | 3/01-   | R   |  |        | • -ABS, M/T  | 17-0634 |    | 22 |      |      | 79   |    | 32   | 89,4 |      | 931 | s7  |   |












| Ducato I (280) '82-'90               |    | L/R        |  |  | NOTE     | METELLI ref. | ABS     | A  | B    | C   | D  | E   | F  | H   | I   | L    | M  | Fig |  |  |
|--------------------------------------|---|------------|---|---|----------|--------------|---------|----|------|-----|----|-----|----|-----|-----|------|----|-----|--|--|
| 1.8 (49-51 kW) Eng. 169B(XM7T)       |    | 1/82-10/88 |   | ●   | M/T      | 13-0022      |         |    |      | 24  | 95 | 150 |    |     |     |      |    |     |  |  |
|                                      |    | 1/82-10/88 |   | ●   | M/T      | 15-1020      | 28      | 27 | 62,9 | 100 | 60 |     |    |     |     |      | 4  | 2   |  |  |
|                                      |    | 1/82-10/88 | L   |   |          |              | 17-0082 | 28 |      | 25  | 98 | 100 | 50 | 112 | 69  | 693  | s5 |     |  |  |
|                                      |   | 1/82-10/88 | R   |   |          |              | 17-0083 | 28 |      |     | 98 |     | 50 | 112 |     | 1064 | s5 |     |  |  |
|                                      |   | 1/82-10/88 | R   |   |          |              | 17-0129 | 28 |      | 25  | 98 | 100 | 50 | 112 | 387 | 1070 | s6 |     |  |  |
| 1.9 D (52 kW) Eng. 149B1.000         |    | 87-90      |   | ●   | M/T      | 13-0022      |         |    |      | 24  | 95 | 150 |    |     |     |      |    |     |  |  |
|                                      |    | 87-90      |   | ●   | M/T      | 15-1020      | 28      | 27 | 62,9 | 100 | 60 |     |    |     |     |      | 4  | 2   |  |  |
|                                      |    | 87-90      | L   |   |          |              | 17-0082 | 28 |      | 25  | 98 | 100 | 50 | 112 | 69  | 693  | s5 |     |  |  |
|                                      |   | 87-90      | R   |   |          |              | 17-0083 | 28 |      |     | 98 |     | 50 | 112 |     | 1064 | s5 |     |  |  |
|                                      |   |            |   |   |          |              |         |    |      |     |    |     |    |     |     |      |    |     |  |  |
| 1.9 TD (60 kW) Eng. 280A1.000        |    | 89-90      |   | ●   | M/T      | 13-0022      |         |    |      | 24  | 95 | 150 |    |     |     |      |    |     |  |  |
|                                      |    | 89-90      |   | ●   | M/T      | 15-1020      | 28      | 27 | 62,9 | 100 | 60 |     |    |     |     |      | 4  | 2   |  |  |
|                                      |    | 89-90      | L   |   |          |              | 17-0082 | 28 |      | 25  | 98 | 100 | 50 | 112 | 69  | 693  | s5 |     |  |  |
|                                      |   | 89-90      | R   |   |          |              | 17-0129 | 28 |      | 25  | 98 | 100 | 50 | 112 | 387 | 1070 | s6 |     |  |  |
|                                      |   |            |   |   |          |              |         |    |      |     |    |     |    |     |     |      |    |     |  |  |
| 2.0 (55 kW) Eng. 170B                |    | 1/82-12/93 |   | ●   | M/T      | 13-0022      |         |    |      | 24  | 95 | 150 |    |     |     |      |    |     |  |  |
|                                      |    | 1/82-12/93 |   | ●   | M/T      | 15-1020      | 28      | 27 | 62,9 | 100 | 60 |     |    |     |     |      | 4  | 2   |  |  |
|                                      |    | -6/90      | L   |   |          |              | 17-0082 | 28 |      | 25  | 98 | 100 | 50 | 112 | 69  | 693  | s5 |     |  |  |
|                                      |   | -6/90      | R   |   |          |              | 17-0083 | 28 |      |     | 98 |     | 50 | 112 |     | 1064 | s5 |     |  |  |
|                                      |   | -6/90      | R   |   |          |              | 17-0129 | 28 |      | 25  | 98 | 100 | 50 | 112 | 387 | 1070 | s6 |     |  |  |
| 2.0 (58 kW) Eng. XN1T                |    | 1/82-12/93 |   | ●   | M/T      | 13-0022      |         |    |      | 24  | 95 | 150 |    |     |     |      |    |     |  |  |
|                                      |    | 1/82-12/93 |   | ●   | M/T      | 15-1020      | 28      | 27 | 62,9 | 100 | 60 |     |    |     |     |      | 4  | 2   |  |  |
|                                      |  | -6/90      | L   |   |          |              | 17-0082 | 28 |      | 25  | 98 | 100 | 50 | 112 | 69  | 693  | s5 |     |  |  |
|                                      |   | -6/90      | R   |   |          |              | 17-0083 | 28 |      |     | 98 |     | 50 | 112 |     | 1064 | s5 |     |  |  |
|                                      |   | -8/90      | R   |   |          |              | 17-0129 | 28 |      | 25  | 98 | 100 | 50 | 112 | 387 | 1070 | s6 |     |  |  |
| 2.0 (62 kW) Eng. 170D                |  | 88-90      |   | ●   | M/T      | 13-0022      |         |    |      | 24  | 95 | 150 |    |     |     |      |    |     |  |  |
|                                      |  | 88-90      |   | ●   | M/T      | 15-1020      | 28      | 27 | 62,9 | 100 | 60 |     |    |     |     |      | 4  | 2   |  |  |
|                                      |  | -8/90      | R   |   |          |              | 17-0129 | 28 |      | 25  | 98 | 100 | 50 | 112 | 387 | 1070 | s6 |     |  |  |
|                                      |   | 88-90      | L   |   |          |              | 17-0082 | 28 |      | 25  | 98 | 100 | 50 | 112 | 69  | 693  | s5 |     |  |  |
|                                      |   | 88-90      | R   |   |          |              | 17-0083 | 28 |      |     | 98 |     | 50 | 112 |     | 1064 | s5 |     |  |  |
| 2.5 CRD (55 kW) Eng. CRD93L(U25-661) |  | 82-90      |   | ●   | FWD, M/T | 13-0022      |         |    |      | 24  | 95 | 150 |    |     |     |      |    |     |  |  |
|                                      |  | 82-90      |   | ●   | FWD, M/T | 15-1020      | 28      | 27 | 62,9 | 100 | 60 |     |    |     |     |      | 4  | 2   |  |  |
|                                      |  | 82-90      | L   |   |          | FWD          | 17-0082 | 28 |      | 25  | 98 | 100 | 50 | 112 | 69  | 693  | s5 |     |  |  |
|                                      |   | 82-90      | R   |   |          | FWD          | 17-0083 | 28 |      |     | 98 |     | 50 | 112 |     | 1064 | s5 |     |  |  |
































| Ducato III (230) '94-'02     |  |  | L/R |  |  | NOTE                   | METELLI ref.           | ABS     | A  | B  | C  | D    | E     | F   | H    | I   | L    | M    | Fig |   |
|------------------------------|--|---|-----|---|---|------------------------|------------------------|---------|----|----|----|------|-------|-----|------|-----|------|------|-----|---|
| 1.9 D (50 kW) Eng. D9B/ DJY  |   | 98-02   |     | ●   |   | +ABS, 10-14Q           | 13-0022                |         |    |    | 24 | 95   | 150   |     |      |     |      |      |     |   |
|                              |  | 98-02   |     | ●   |   | +ABS, Ch -5235557, 18Q | 13-0109                |         |    |    | 33 | 111  | 93    |     |      |     |      |      |     |   |
|                              |  | 98-02   |     | ●   |   | +ABS, Ch 5235558-, 18Q | 13-0502                |         |    |    | 33 | 110  | 160   |     |      |     |      |      |     |   |
|                              |   | 98-02   |     | ●   |   |                        | +ABS, 10-14Q           | 15-1120 | 54 | 28 | 39 | 62,9 | 100,4 | 60  |      |     |      |      | 4   | 2 |
|                              |  | 98-02   |     | ●   |   |                        | +ABS, Ch -5235557, 18Q | 15-1132 | 54 | 35 | 45 | 70   | 115,3 | 63  |      |     |      |      | 11  | 2 |
|                              |  | 98-02   |     | ●   |   |                        | +ABS, Ch 5235558-, 18Q | 15-1236 | 54 | 35 | 45 | 70   | 113,6 | 63  |      |     |      |      | 11  | 2 |
|                              |   | 98-02   | L   |   |   |                        | +ABS, 10-14Q           | 17-0084 | 54 | 28 |    | 37   | 98    | 89  | 38,7 | 112 | 68,5 | 770  | s3  |   |
|                              |  | 98-02   | L   |   |   |                        | +ABS, Ch -5235557, 18Q | 17-0158 | 54 | 35 |    | 41   | 115   | 104 | 50   | 117 | 70   | 762  | s3  |   |
|                              |  | 98-02   | L   |   |   |                        | +ABS, Ch 5235558-, 18Q | 17-0160 | 54 | 35 |    | 41   | 115   | 104 | 50   | 117 | 70   | 762  | s3  |   |
|                              |  | 98-02   | R   |   |   |                        | +ABS, 10-14Q           | 17-0085 | 54 | 28 |    | 37   | 98    | 89  | 38,7 | 112 | 369  | 1070 | s6  |   |
|                              |  | 98-02   | R   |   |   |                        | +ABS, Ch -5235557, 18Q | 17-0159 | 54 | 35 |    | 41   | 115   | 104 | 50   | 117 | 391  | 1084 | s6  |   |
|                              |  | 98-02   | R   |   |   |                        | +ABS, Ch 5235558-, 18Q | 17-0161 | 54 | 35 |    | 41   | 115   | 104 | 50   | 117 | 391  | 1084 | s6  |   |
| 1.9 D (51 kW) Eng. 230A2.000 |   | 94-02   |     | ●   |   | +ABS, 10-14Q           | 13-0022                |         |    |    | 24 | 95   | 150   |     |      |     |      |      |     |   |
|                              |  | 94-02   |     | ●   |   | +ABS, Ch -5235557, 18Q | 13-0109                |         |    |    | 33 | 111  | 93    |     |      |     |      |      |     |   |
|                              |  | 94-02   |     | ●   |   | +ABS, Ch 5235558-, 18Q | 13-0502                |         |    |    | 33 | 110  | 160   |     |      |     |      |      |     |   |
|                              |   | 94-02   |     | ●   |   |                        | +ABS, 10-14Q           | 15-1120 | 54 | 28 | 39 | 62,9 | 100,4 | 60  |      |     |      |      | 4   | 2 |
|                              |  | 94-02   |     | ●   |   |                        | +ABS, Ch -5235557, 18Q | 15-1132 | 54 | 35 | 45 | 70   | 115,3 | 63  |      |     |      |      | 11  | 2 |
|                              |  | 94-02   |     | ●   |   |                        | +ABS, Ch 5235558-, 18Q | 15-1236 | 54 | 35 | 45 | 70   | 113,6 | 63  |      |     |      |      | 11  | 2 |
|                              |  | 94-02   | L   |   |   |                        | +ABS, 10-14Q           | 17-0084 | 54 | 28 |    | 37   | 98    | 89  | 38,7 | 112 | 68,5 | 770  | s3  |   |
|                              |  | 94-02   | L   |   |   |                        | +ABS, Ch -5235557, 18Q | 17-0158 | 54 | 35 |    | 41   | 115   | 104 | 50   | 117 | 70   | 762  | s3  |   |
|                              |  | 94-02   | L   |   |   |                        | +ABS, Ch 5235558-, 18Q | 17-0160 | 54 | 35 |    | 41   | 115   | 104 | 50   | 117 | 70   | 762  | s3  |   |
|                              |  | 94-02   | R   |   |   |                        | +ABS, 10-14Q           | 17-0085 | 54 | 28 |    | 37   | 98    | 89  | 38,7 | 112 | 369  | 1070 | s6  |   |
|                              |  | 94-02   | R   |   |   |                        | +ABS, Ch -5235557, 18Q | 17-0159 | 54 | 35 |    | 41   | 115   | 104 | 50   | 117 | 391  | 1084 | s6  |   |
|                              |  | 94-02   | R   |   |   |                        | +ABS, Ch 5235558-, 18Q | 17-0161 | 54 | 35 |    | 41   | 115   | 104 | 50   | 117 | 391  | 1084 | s6  |   |



















| Ducato III (230) '94-'02               |   |  | L/R |  |  | NOTE                   | METELLI ref.           | ABS     | A  | B  | C  | D    | E     | F   | H    | I   | L    | M    | Fig |    |   |
|--|---|---|-----|---|---|------------------------|------------------------|---------|----|----|----|------|-------|-----|------|-----|------|------|-----|----|---|
| 1.9 TD Panorama (60 kW) Eng. 230A3.000 |  | 94-02   |     | ●   |   | +ABS, 10-14Q           | 13-0022                |         |    |    | 24 | 95   | 150   |     |      |     |      |      |     |    |   |
|  |   | 94-02   |     | ●   |   | +ABS, Ch -5235557, 18Q | 13-0109                |         |    |    | 33 | 111  | 93    |     |      |     |      |      |     |    |   |
|  |   | 94-02   |     | ●   |   | +ABS, Ch 5235558-, 18Q | 13-0502                |         |    |    | 33 | 110  | 160   |     |      |     |      |      |     |    |   |
|  |  | 94-02   |     | ●   |   |                        | +ABS, 10-14Q           | 15-1120 | 54 | 28 | 39 | 62,9 | 100,4 | 60  |      |     |      |      |     | 4  | 2 |
|  |   | 94-02   |     | ●   |   |                        | +ABS, Ch -5235557, 18Q | 15-1132 | 54 | 35 | 45 | 70   | 115,3 | 63  |      |     |      |      |     | 11 | 2 |
|  |   | 94-02   |     | ●   |   |                        | +ABS, Ch 5235558-, 18Q | 15-1236 | 54 | 35 | 45 | 70   | 113,6 | 63  |      |     |      |      |     | 11 | 2 |
|  |  | 94-02   | L   |   |   |                        | +ABS, 10-14Q           | 17-0084 | 54 | 28 |    | 37   | 98    | 89  | 38,7 | 112 | 68,5 | 770  | s3  |    |   |
|  |   | 94-02   | L   |   |   |                        | +ABS, Ch -5235557, 18Q | 17-0158 | 54 | 35 |    | 41   | 115   | 104 | 50   | 117 | 70   | 762  | s3  |    |   |
|  |   | 94-02   | L   |   |   |                        | +ABS, Ch 5235558-, 18Q | 17-0160 | 54 | 35 |    | 41   | 115   | 104 | 50   | 117 | 70   | 762  | s3  |    |   |
|  |   | 94-02   | R   |   |   |                        | +ABS, 10-14Q           | 17-0085 | 54 | 28 |    | 37   | 98    | 89  | 38,7 | 112 | 369  | 1070 | s6  |    |   |
|  |   | 94-02   | R   |   |   |                        | +ABS, Ch -5235557, 18Q | 17-0159 | 54 | 35 |    | 41   | 115   | 104 | 50   | 117 | 391  | 1084 | s6  |    |   |
|  |   | 94-02   | R   |   |   |                        | +ABS, Ch 5235558-, 18Q | 17-0161 | 54 | 35 |    | 41   | 115   | 104 | 50   | 117 | 391  | 1084 | s6  |    |   |
| 2.0 JTD (62 kW) Eng. RHV(DW10)         |  | 01-02   |     | ●   |   | +ABS, 10-14Q           | 13-0022                |         |    |    | 24 | 95   | 150   |     |      |     |      |      |     |    |   |
|  |   | 01-02   |     | ●   |   | +ABS, Ch -5235557, 18Q | 13-0109                |         |    |    | 33 | 111  | 93    |     |      |     |      |      |     |    |   |
|  |   | 01-02   |     | ●   |   | +ABS, Ch 5235558-, 18Q | 13-0502                |         |    |    | 33 | 110  | 160   |     |      |     |      |      |     |    |   |
|  |  | 01-02   |     | ●   |   |                        | +ABS, 10-14Q           | 15-1120 | 54 | 28 | 39 | 62,9 | 100,4 | 60  |      |     |      |      |     | 4  | 2 |
|  |   | 01-02   |     | ●   |   |                        | +ABS, Ch -5235557, 18Q | 15-1132 | 54 | 35 | 45 | 70   | 115,3 | 63  |      |     |      |      |     | 11 | 2 |
|  |   | 01-02   |     | ●   |   |                        | +ABS, Ch 5235558-, 18Q | 15-1236 | 54 | 35 | 45 | 70   | 113,6 | 63  |      |     |      |      |     | 11 | 2 |
|  |  | 01-02   | L   |   |   |                        | +ABS, 10-14Q           | 17-0084 | 54 | 28 |    | 37   | 98    | 89  | 38,7 | 112 | 68,5 | 770  | s3  |    |   |
|  |   | 01-02   | L   |   |   |                        | +ABS, Ch -5235557, 18Q | 17-0158 | 54 | 35 |    | 41   | 115   | 104 | 50   | 117 | 70   | 762  | s3  |    |   |
|  |   | 01-02   | L   |   |   |                        | +ABS, Ch 5235558-, 18Q | 17-0160 | 54 | 35 |    | 41   | 115   | 104 | 50   | 117 | 70   | 762  | s3  |    |   |
|  |   | 01-02   | R   |   |   |                        | +ABS, 10-14Q           | 17-0085 | 54 | 28 |    | 37   | 98    | 89  | 38,7 | 112 | 369  | 1070 | s6  |    |   |
|  |   | 01-02   | R   |   |   |                        | +ABS, Ch -5235557, 18Q | 17-0159 | 54 | 35 |    | 41   | 115   | 104 | 50   | 117 | 391  | 1084 | s6  |    |   |
|  |   | 01-02   | R   |   |   |                        | +ABS, Ch 5235558-, 18Q | 17-0161 | 54 | 35 |    | 41   | 115   | 104 | 50   | 117 | 391  | 1084 | s6  |    |   |



















| Ducato III (230) '94-'02              |   |  | L/R |  |  | NOTE                   | METELLI ref.            | ABS     | A  | B  | C  | D    | E     | F   | H    | I    | L    | M    | Fig |   |
|---------------------------------------|---|---|-----|---|---|------------------------|-------------------------|---------|----|----|----|------|-------|-----|------|------|------|------|-----|---|
| 2.0i, 4WD (80 kW) Eng. RFW(XU10J2/ C) |    | 94-02   |     | ●   |   | +ABS, 10-14Q           | 13-0022                 |         |    |    | 24 | 95   | 150   |     |      |      |      |      |     |   |
|                                       |   | 94-02   |     | ●   |   | +ABS, Ch -5235557, 18Q | 13-0109                 |         |    |    | 33 | 111  | 93    |     |      |      |      |      |     |   |
|                                       |   | 94-02   |     | ●   |   | +ABS, Ch 5235558-, 18Q | 13-0502                 |         |    |    | 33 | 110  | 160   |     |      |      |      |      |     |   |
|                                       |    | 94-02   |     | ●   |   |                        | +ABS, 10-14Q            | 15-1120 | 54 | 28 | 39 | 62,9 | 100,4 | 60  |      |      |      |      | 4   | 2 |
|                                       |   | 94-02   |     | ●   |   |                        | +ABS, Ch -5235557, 18Q  | 15-1132 | 54 | 35 | 45 | 70   | 115,3 | 63  |      |      |      |      | 11  | 2 |
|                                       |   | 94-02   |     | ●   |   |                        | +ABS, Ch 5235558-, 18Q  | 15-1236 | 54 | 35 | 45 | 70   | 113,6 | 63  |      |      |      |      | 11  | 2 |
|                                       |    | 94-02   | L   |   |   |                        | +ABS, 10-14Q            | 17-0084 | 54 | 28 |    | 37   | 98    | 89  | 38,7 | 112  | 68,5 | 770  | s3  |   |
|                                       |   | 94-02   | L   |   |   |                        | +ABS, Ch -5235557, 18Q  | 17-0158 | 54 | 35 |    | 41   | 115   | 104 | 50   | 117  | 70   | 762  | s3  |   |
|                                       |   | 94-02   | L   |   |   |                        | +ABS, Ch 5235558-, 18Q  | 17-0160 | 54 | 35 |    | 41   | 115   | 104 | 50   | 117  | 70   | 762  | s3  |   |
|                                       |   | 94-02   | L   |   |   |                        | +ABS, G.Box:MG5, 10-14Q | 17-0086 | 54 | 28 |    | 41   | 98    | 89  | 38,7 | 112  | 70   | 756  | s3  |   |
|                                       |   | 94-02   | L   |   |   |                        | -ABS, G.Box:MG5, 10-14Q | 17-0815 |    | 28 | 41 |      | 98    | 89  | 38,7 | 112  | 70   | 756  | s3  |   |
|                                       |   | 94-02   | R   |   |   |                        | +ABS, 10-14Q            | 17-0085 | 54 | 28 |    | 37   | 98    | 89  | 38,7 | 112  | 369  | 1070 | s6  |   |
|                                       |   | 94-02   | R   |   |   |                        | +ABS, Ch -5235557, 18Q  | 17-0159 | 54 | 35 |    | 41   | 115   | 104 | 50   | 117  | 391  | 1084 | s6  |   |
|                                       |   | 94-02   | R   |   |   |                        | +ABS, Ch 5235558-, 18Q  | 17-0161 | 54 | 35 |    | 41   | 115   | 104 | 50   | 117  | 391  | 1084 | s6  |   |
|                                       |   | 94-02   | R   |   |   |                        | +ABS, G.Box:MG5, 10-14Q | 17-0087 | 54 | 28 |    | 41   | 98    | 89  | 38,7 | 112  | 391  | 1077 | s6  |   |
| 2.5 D, 4WD (62 kW) Eng. 8140.67       |    | 94-02   |     | ●   |   | +ABS, 10-14Q           | 13-0022                 |         |    |    | 24 | 95   | 150   |     |      |      |      |      |     |   |
|                                       |   | 94-02   |     | ●   |   | +ABS, Ch -5235557, 18Q | 13-0109                 |         |    |    | 33 | 111  | 93    |     |      |      |      |      |     |   |
|                                       |   | 94-02   |     | ●   |   | +ABS, Ch 5235558-, 18Q | 13-0502                 |         |    |    | 33 | 110  | 160   |     |      |      |      |      |     |   |
|                                       |    | 94-02   |     | ●   |   |                        | +ABS, 10-14Q            | 15-1120 | 54 | 28 | 39 | 62,9 | 100,4 | 60  |      |      |      |      | 4   | 2 |
|                                       |   | 94-02   |     | ●   |   |                        | +ABS, Ch -5235557, 18Q  | 15-1132 | 54 | 35 | 45 | 70   | 115,3 | 63  |      |      |      |      | 11  | 2 |
|                                       |   | 94-02   |     | ●   |   |                        | +ABS, Ch 5235558-, 18Q  | 15-1236 | 54 | 35 | 45 | 70   | 113,6 | 63  |      |      |      |      | 11  | 2 |
|                                       |  | 94-02   | L   |   |   |                        | +ABS, 10-14Q            | 17-0084 | 54 | 28 |    | 37   | 98    | 89  | 38,7 | 112  | 68,5 | 770  | s3  |   |
|                                       |   | 94-02   | L   |   |   |                        | +ABS, Ch -5235557, 18Q  | 17-0158 | 54 | 35 |    | 41   | 115   | 104 | 50   | 117  | 70   | 762  | s3  |   |
|                                       |   | 94-02   | L   |   |   |                        | +ABS, Ch 5235558-, 18Q  | 17-0160 | 54 | 35 |    | 41   | 115   | 104 | 50   | 117  | 70   | 762  | s3  |   |
|                                       |   | 94-02   | L   |   |   |                        | +ABS, G.Box:MG5, 10-14Q | 17-0086 | 54 | 28 |    | 41   | 98    | 89  | 38,7 | 112  | 70   | 756  | s3  |   |
|                                       |   | 94-02   | L   |   |   |                        | -ABS, G.Box:MG5, 10-14Q | 17-0815 |    | 28 | 41 |      | 98    | 89  | 38,7 | 112  | 70   | 756  | s3  |   |
|                                       |   | 94-02   | R   |   |   |                        | +ABS, 10-14Q            | 17-0085 | 54 | 28 |    | 37   | 98    | 89  | 38,7 | 112  | 369  | 1070 | s6  |   |
|                                       |   | 94-02   | R   |   |   |                        | +ABS, Ch -5235557, 18Q  | 17-0159 | 54 | 35 |    | 41   | 115   | 104 | 50   | 117  | 391  | 1084 | s6  |   |
|                                       |   | 94-02   | R   |   |   |                        | +ABS, Ch 5235558-, 18Q  | 17-0161 | 54 | 35 |    | 41   | 115   | 104 | 50   | 117  | 391  | 1084 | s6  |   |
|                                       |   | 94-02   | R   |   |   |                        | +ABS, G.Box:MG5, 10-14Q | 17-0087 | 54 | 28 |    | 41   | 98    | 89  | 38,7 | 112  | 391  | 1077 | s6  |   |
| 94-02                                 | R   |   |     |   | -ABS, G.Box:MG5, 10-14Q   | 17-0816                |                         | 28      | 41 |    | 98 | 89   | 38,7  | 112 | 391  | 1077 | s4   |      |     |   |






























| Ducato III (230) '94-'02               |   |  | L/R |  |  | NOTE                    | METELLI ref.            | ABS     | A  | B  | C  | D    | E     | F    | H    | I    | L    | M    | Fig |    |   |
|--|---|---|-----|---|---|-------------------------|-------------------------|---------|----|----|----|------|-------|------|------|------|------|------|-----|----|---|
| 2.5 TD, 4WD (85 kW) Eng. 8140.47       |    | 94-98   |     | ●   |   | +ABS, 10-14Q            | 13-0022                 |         |    |    | 24 | 95   | 150   |      |      |      |      |      |     |    |   |
|  |   | 94-98   |     | ●   |   | +ABS, Ch -5235557, 18Q  | 13-0109                 |         |    |    | 33 | 111  | 93    |      |      |      |      |      |     |    |   |
|  |   | 94-98   |     | ●   |   | +ABS, Ch 5235558-, 18Q  | 13-0502                 |         |    |    | 33 | 110  | 160   |      |      |      |      |      |     |    |   |
|  |    | 94-98   |     | ●   |   |                         | +ABS, 10-14Q            | 15-1120 | 54 | 28 | 39 | 62,9 | 100,4 | 60   |      |      |      |      |     | 4  | 2 |
|  |   | 94-98   |     | ●   |   |                         | +ABS, Ch -5235557, 18Q  | 15-1132 | 54 | 35 | 45 | 70   | 115,3 | 63   |      |      |      |      |     | 11 | 2 |
|  |   | 94-98   |     | ●   |   |                         | +ABS, Ch 5235558-, 18Q  | 15-1236 | 54 | 35 | 45 | 70   | 113,6 | 63   |      |      |      |      |     | 11 | 2 |
|  |    | 94-98   | L   |   |   |                         | +ABS, 10-14Q            | 17-0086 | 54 | 28 |    | 41   | 98    | 89   | 38,7 | 112  | 70   | 756  | s3  |    |   |
|  |   | 94-98   | L   |   |   |                         | +ABS, Ch -5235557, 18Q  | 17-0158 | 54 | 35 |    | 41   | 115   | 104  | 50   | 117  | 70   | 762  | s3  |    |   |
|  |   | 94-98   | L   |   |   |                         | +ABS, Ch 5235558-, 18Q  | 17-0160 | 54 | 35 |    | 41   | 115   | 104  | 50   | 117  | 70   | 762  | s3  |    |   |
|  |   | 94-98   | R   |   |   |                         | +ABS, 10-14Q            | 17-0087 | 54 | 28 |    | 41   | 98    | 89   | 38,7 | 112  | 391  | 1077 | s6  |    |   |
|  |   | 94-98   | R   |   |   |                         | +ABS, Ch -5235557, 18Q  | 17-0159 | 54 | 35 |    | 41   | 115   | 104  | 50   | 117  | 391  | 1084 | s6  |    |   |
|  |   | 94-98   | R   |   |   |                         | +ABS, Ch 5235558-, 18Q  | 17-0161 | 54 | 35 |    | 41   | 115   | 104  | 50   | 117  | 391  | 1084 | s6  |    |   |
| 2.5 TDi Panorama (80 kW) Eng. 8140.47R |    | 94-02   |     | ●   |   | +ABS, 10-14Q            | 13-0022                 |         |    |    | 24 | 95   | 150   |      |      |      |      |      |     |    |   |
|  |   | 94-02   |     | ●   |   | +ABS, Ch -5235557, 18Q  | 13-0109                 |         |    |    | 33 | 111  | 93    |      |      |      |      |      |     |    |   |
|  |   | 94-02   |     | ●   |   | +ABS, Ch 5235558-, 18Q  | 13-0502                 |         |    |    | 33 | 110  | 160   |      |      |      |      |      |     |    |   |
|  |    | 94-02   |     | ●   |   |                         | +ABS, 10-14Q            | 15-1120 | 54 | 28 | 39 | 62,9 | 100,4 | 60   |      |      |      |      |     | 4  | 2 |
|  |   | 94-02   |     | ●   |   |                         | +ABS, Ch -5235557, 18Q  | 15-1132 | 54 | 35 | 45 | 70   | 115,3 | 63   |      |      |      |      |     | 11 | 2 |
|  |   | 94-02   |     | ●   |   |                         | +ABS, Ch 5235558-, 18Q  | 15-1236 | 54 | 35 | 45 | 70   | 113,6 | 63   |      |      |      |      |     | 11 | 2 |
|  |  | 94-02   | L   |   |   |                         | +ABS, 10-14Q            | 17-0086 | 54 | 28 |    | 41   | 98    | 89   | 38,7 | 112  | 70   | 756  | s3  |    |   |
|  |   | 94-02   | L   |   |   |                         | +ABS, Ch -5235557, 18Q  | 17-0158 | 54 | 35 |    | 41   | 115   | 104  | 50   | 117  | 70   | 762  | s3  |    |   |
|  |   | 94-02   | L   |   |   |                         | +ABS, Ch 5235558-, 18Q  | 17-0160 | 54 | 35 |    | 41   | 115   | 104  | 50   | 117  | 70   | 762  | s3  |    |   |
|  |   | 94-02   | L   |   |   |                         | +ABS, G.Box:MG5, 10-14Q | 17-0086 | 54 | 28 |    | 41   | 98    | 89   | 38,7 | 112  | 70   | 756  | s3  |    |   |
|  |   | 94-02   | L   |   |   |                         | -ABS, G.Box:MG5, 10-14Q | 17-0815 |    | 28 | 41 |      | 98    | 89   | 38,7 | 112  | 70   | 756  | s3  |    |   |
|  |   | 94-02   | R   |   |   |                         | +ABS, 10-14Q            | 17-0087 | 54 | 28 |    | 41   | 98    | 89   | 38,7 | 112  | 391  | 1077 | s6  |    |   |
| 94-02                                  |   | R   |     |   |   | +ABS, Ch -5235557, 18Q  | 17-0159                 | 54      | 35 |    | 41 | 115  | 104   | 50   | 117  | 391  | 1084 | s6   |     |    |   |
| 94-02                                  |   | R   |     |   |   | +ABS, Ch 5235558-, 18Q  | 17-0161                 | 54      | 35 |    | 41 | 115  | 104   | 50   | 117  | 391  | 1084 | s6   |     |    |   |
| 94-02                                  |   | R   |     |   |   | +ABS, G.Box:MG5, 10-14Q | 17-0087                 | 54      | 28 |    | 41 | 98   | 89    | 38,7 | 112  | 391  | 1077 | s6   |     |    |   |
| 94-02                                  | R   |   |     |   | -ABS, G.Box:MG5, 10-14Q   | 17-0816                 |                         | 28      | 41 |    | 98 | 89   | 38,7  | 112  | 391  | 1077 | s4   |      |     |    |   |
































| <b>Ducato III (230) '94-'02</b>            |  |  | L/R |  |  | NOTE                   | METELLI ref.           | ABS            | A  | B  | C  | D    | E     | F   | H    | I   | L    | M    | Fig |   |
|--|--|---|-----|---|---|------------------------|------------------------|----------------|----|----|----|------|-------|-----|------|-----|------|------|-----|---|
| 2.5 TDi Panorama, 4WD (85 kW) Eng. 8140.47 |   | 94-02   |     | ●   |   | +ABS, 10-14Q           | <b>13-0022</b>         |                |    |    | 24 | 95   | 150   |     |      |     |      |      |     |   |
|  |  | 94-02   |     | ●   |   | +ABS, Ch -5235557, 18Q | <b>13-0109</b>         |                |    |    | 33 | 111  | 93    |     |      |     |      |      |     |   |
|  |  | 94-02   |     | ●   |   | +ABS, Ch 5235558-, 18Q | <b>13-0502</b>         |                |    |    | 33 | 110  | 160   |     |      |     |      |      |     |   |
|  |   | 94-02   |     | ●   |   |                        | +ABS, 10-14Q           | <b>15-1120</b> | 54 | 28 | 39 | 62,9 | 100,4 | 60  |      |     |      |      | 4   | 2 |
|  |  | 94-02   |     | ●   |   |                        | +ABS, Ch -5235557, 18Q | <b>15-1132</b> | 54 | 35 | 45 | 70   | 115,3 | 63  |      |     |      |      | 11  | 2 |
|  |  | 94-02   |     | ●   |   |                        | +ABS, Ch 5235558-, 18Q | <b>15-1236</b> | 54 | 35 | 45 | 70   | 113,6 | 63  |      |     |      |      | 11  | 2 |
|  |   | 94-02   | L   |   |   |                        | +ABS, 10-14Q           | <b>17-0086</b> | 54 | 28 |    | 41   | 98    | 89  | 38,7 | 112 | 70   | 756  | s3  |   |
|  |  | 94-02   | L   |   |   |                        | +ABS, Ch -5235557, 18Q | <b>17-0158</b> | 54 | 35 |    | 41   | 115   | 104 | 50   | 117 | 70   | 762  | s3  |   |
|  |  | 94-02   | L   |   |   |                        | +ABS, Ch 5235558-, 18Q | <b>17-0160</b> | 54 | 35 |    | 41   | 115   | 104 | 50   | 117 | 70   | 762  | s3  |   |
|  |  | 94-02   | R   |   |   |                        | +ABS, 10-14Q           | <b>17-0087</b> | 54 | 28 |    | 41   | 98    | 89  | 38,7 | 112 | 391  | 1077 | s6  |   |
|  |  | 94-02   | R   |   |   |                        | +ABS, Ch -5235557, 18Q | <b>17-0159</b> | 54 | 35 |    | 41   | 115   | 104 | 50   | 117 | 391  | 1084 | s6  |   |
|  |  | 94-02   | R   |   |   |                        | +ABS, Ch 5235558-, 18Q | <b>17-0161</b> | 54 | 35 |    | 41   | 115   | 104 | 50   | 117 | 391  | 1084 | s6  |   |
| 2.8 D, 4WD (64 kW) Eng. 8140.63            |   | 98-02   |     | ●   |   | +ABS, 10-14Q           | <b>13-0022</b>         |                |    |    | 24 | 95   | 150   |     |      |     |      |      |     |   |
|  |  | 98-02   |     | ●   |   | +ABS, Ch -5235557, 18Q | <b>13-0109</b>         |                |    |    | 33 | 111  | 93    |     |      |     |      |      |     |   |
|  |  | 98-02   |     | ●   |   | +ABS, Ch 5235558-, 18Q | <b>13-0502</b>         |                |    |    | 33 | 110  | 160   |     |      |     |      |      |     |   |
|  |   | 98-02   |     | ●   |   |                        | +ABS, 10-14Q           | <b>15-1120</b> | 54 | 28 | 39 | 62,9 | 100,4 | 60  |      |     |      |      | 4   | 2 |
|  |  | 98-02   |     | ●   |   |                        | +ABS, Ch -5235557, 18Q | <b>15-1132</b> | 54 | 35 | 45 | 70   | 115,3 | 63  |      |     |      |      | 11  | 2 |
|  |  | 98-02   |     | ●   |   |                        | +ABS, Ch 5235558-, 18Q | <b>15-1236</b> | 54 | 35 | 45 | 70   | 113,6 | 63  |      |     |      |      | 11  | 2 |
|  |  | 98-02   | L   |   |   |                        | +ABS, 10-14Q           | <b>17-0084</b> | 54 | 28 |    | 37   | 98    | 89  | 38,7 | 112 | 68,5 | 770  | s3  |   |
|  |  | 98-02   | L   |   |   |                        | +ABS, Ch -5235557, 18Q | <b>17-0158</b> | 54 | 35 |    | 41   | 115   | 104 | 50   | 117 | 70   | 762  | s3  |   |
|  |  | 98-02   | L   |   |   |                        | +ABS, Ch 5235558-, 18Q | <b>17-0160</b> | 54 | 35 |    | 41   | 115   | 104 | 50   | 117 | 70   | 762  | s3  |   |
|  |  | 98-02   | R   |   |   |                        | +ABS, 10-14Q           | <b>17-0085</b> | 54 | 28 |    | 37   | 98    | 89  | 38,7 | 112 | 369  | 1070 | s6  |   |
|  |  | 98-02   | R   |   |   |                        | +ABS, Ch -5235557, 18Q | <b>17-0159</b> | 54 | 35 |    | 41   | 115   | 104 | 50   | 117 | 391  | 1084 | s6  |   |
|  |  | 98-02   | R   |   |   |                        | +ABS, Ch 5235558-, 18Q | <b>17-0161</b> | 54 | 35 |    | 41   | 115   | 104 | 50   | 117 | 391  | 1084 | s6  |   |




















































| <b>Ducato III (230) '94-'02</b>        |   |    | L/R   |    |    | NOTE                   | METELLI ref.           | ABS            | A  | B  | C    | D     | E     | F   | H    | I   | L    | M    | Fig |    |   |
|--|---|---|-------|---|---|------------------------|------------------------|----------------|----|----|------|-------|-------|-----|------|-----|------|------|-----|----|---|
| 2.8 JTD, 4WD (94 kW) Eng. 8140.43S     |    | 00-02   |       | ●   |   | +ABS, 10-14Q           | <b>13-0022</b>         |                |    |    | 24   | 95    | 150   |     |      |     |      |      |     |    |   |
|  |   | 00-02   |       | ●   |   | +ABS, Ch -5235557, 18Q | <b>13-0109</b>         |                |    |    | 33   | 111   | 93    |     |      |     |      |      |     |    |   |
|  |   | 00-02   |       | ●   |   | +ABS, Ch 5235558-, 18Q | <b>13-0502</b>         |                |    |    | 33   | 110   | 160   |     |      |     |      |      |     |    |   |
|  |    | 00-02   |       | ●   |   |                        | +ABS, 10-14Q           | <b>15-1120</b> | 54 | 28 | 39   | 62,9  | 100,4 | 60  |      |     |      |      |     | 4  | 2 |
|  |   | 00-02   |       | ●   |   |                        | +ABS, Ch -5235557, 18Q | <b>15-1132</b> | 54 | 35 | 45   | 70    | 115,3 | 63  |      |     |      |      |     | 11 | 2 |
|  |   | 00-02   |       | ●   |   |                        | +ABS, Ch 5235558-, 18Q | <b>15-1236</b> | 54 | 35 | 45   | 70    | 113,6 | 63  |      |     |      |      |     | 11 | 2 |
|  |    | 00-02   | L     |   |   |                        | +ABS, 10-14Q           | <b>17-0084</b> | 54 | 28 |      | 37    | 98    | 89  | 38,7 | 112 | 68,5 | 770  | s3  |    |   |
|  |   | 00-02   | L     |   |   |                        | +ABS, Ch -5235557, 18Q | <b>17-0158</b> | 54 | 35 |      | 41    | 115   | 104 | 50   | 117 | 70   | 762  | s3  |    |   |
|  |   | 00-02   | L     |   |   |                        | +ABS, Ch 5235558-, 18Q | <b>17-0160</b> | 54 | 35 |      | 41    | 115   | 104 | 50   | 117 | 70   | 762  | s3  |    |   |
|  |   | 00-02   | R     |   |   |                        | +ABS, 10-14Q           | <b>17-0085</b> | 54 | 28 |      | 37    | 98    | 89  | 38,7 | 112 | 369  | 1070 | s6  |    |   |
|  |   | 00-02   | R     |   |   |                        | +ABS, Ch -5235557, 18Q | <b>17-0159</b> | 54 | 35 |      | 41    | 115   | 104 | 50   | 117 | 391  | 1084 | s6  |    |   |
|  |   |   |       |   |   |                        | +ABS, Ch 5235558-, 18Q | <b>17-0161</b> | 54 | 35 |      | 41    | 115   | 104 | 50   | 117 | 391  | 1084 | s6  |    |   |
| 2.8 TDi, 4WD (90 kW) Eng. 8140.43      |    | 97-02   |       | ●   |   | +ABS, 10-14Q           | <b>13-0022</b>         |                |    |    | 24   | 95    | 150   |     |      |     |      |      |     |    |   |
|  |   | 97-02   |       | ●   |   | +ABS, Ch -5235557, 18Q | <b>13-0109</b>         |                |    |    | 33   | 111   | 93    |     |      |     |      |      |     |    |   |
|  |   | 97-02   |       | ●   |   | +ABS, Ch 5235558-, 18Q | <b>13-0502</b>         |                |    |    | 33   | 110   | 160   |     |      |     |      |      |     |    |   |
|  |    | 97-02   |       | ●   |   |                        | +ABS, 10-14Q           | <b>15-1120</b> | 54 | 28 | 39   | 62,9  | 100,4 | 60  |      |     |      |      |     | 4  | 2 |
|  |   | 97-02   |       | ●   |   |                        | +ABS, Ch -5235557, 18Q | <b>15-1132</b> | 54 | 35 | 45   | 70    | 115,3 | 63  |      |     |      |      |     | 11 | 2 |
|  |   | 97-02   |       | ●   |   |                        | +ABS, Ch 5235558-, 18Q | <b>15-1236</b> | 54 | 35 | 45   | 70    | 113,6 | 63  |      |     |      |      |     | 11 | 2 |
|  |    | 97-02   | L     |   |   |                        | +ABS, 10-14Q           | <b>17-0084</b> | 54 | 28 |      | 37    | 98    | 89  | 38,7 | 112 | 68,5 | 770  | s3  |    |   |
|  |   | 97-02   | L     |   |   |                        | +ABS, Ch -5235557, 18Q | <b>17-0158</b> | 54 | 35 |      | 41    | 115   | 104 | 50   | 117 | 70   | 762  | s3  |    |   |
|  |   | 97-02   | L     |   |   |                        | +ABS, Ch 5235558-, 18Q | <b>17-0160</b> | 54 | 35 |      | 41    | 115   | 104 | 50   | 117 | 70   | 762  | s3  |    |   |
|  |   | 97-02   | R     |   |   |                        | +ABS, 10-14Q           | <b>17-0085</b> | 54 | 28 |      | 37    | 98    | 89  | 38,7 | 112 | 369  | 1070 | s6  |    |   |
|  |   | 97-02   | R     |   |   |                        | +ABS, Ch -5235557, 18Q | <b>17-0159</b> | 54 | 35 |      | 41    | 115   | 104 | 50   | 117 | 391  | 1084 | s6  |    |   |
|  |   |   |       |   |   |                        | +ABS, Ch 5235558-, 18Q | <b>17-0161</b> | 54 | 35 |      | 41    | 115   | 104 | 50   | 117 | 391  | 1084 | s6  |    |   |
| <b>Ducato IV (244, Z) '02-'06</b>      |   |  | L/R   |  |  | NOTE                   | METELLI ref.           | ABS            | A  | B  | C    | D     | E     | F   | H    | I   | L    | M    | Fig |    |   |
| 2.0 JTD (62 kW) Eng. RHV(DW10)         |  | 4/02-   |       | ●   |   | +ABS, 11-15-18Q        | <b>13-0022</b>         |                |    |    | 24   | 95    | 150   |     |      |     |      |      |     |    |   |
|  |   |  | 4/02- |   | ●   |                        | +ABS, 11-15-18Q        | <b>15-1120</b> | 54 | 28 | 39   | 62,9  | 100,4 | 60  |      |     |      |      | 4   | 2  |   |
| 2.0, Bipower (81 kW) Eng. RFL(XU10J2U) |  | 4/02-   |       | ●   |   | +ABS, 11-15Q           | <b>13-0022</b>         |                |    |    | 24   | 95    | 150   |     |      |     |      |      |     |    |   |
|  |   | 4/02-   |       | ●   |   | +ABS, 18Q-w/Long shaft | <b>13-0502</b>         |                |    |    | 33   | 110   | 160   |     |      |     |      |      |     |    |   |
|  |  | 4/02-   |       | ●   |   | +ABS, 11-15Q           | <b>15-1120</b>         | 54             | 28 | 39 | 62,9 | 100,4 | 60    |     |      |     |      |      | 4   | 2  |   |
|  |   | 4/02-   |       | ●   |   | +ABS, 18Q-w/Long shaft | <b>15-1236</b>         | 54             | 35 | 45 | 70   | 113,6 | 63    |     |      |     |      |      | 11  | 2  |   |






























| <b>Ducato IV (244, Z) '02-'06</b>    |   |    | L/R |    |    | NOTE                      | METELLI ref.            | ABS     | A  | B  | C    | D    | E     | F   | H    | I   | L    | M    | Fig |    |   |
|--------------------------------------|---|---|-----|---|--|---------------------------|-------------------------|---------|----|----|------|------|-------|-----|------|-----|------|------|-----|----|---|
| 2.3 JTD (81 kW) Eng. F1AE0481C       |    | 4/02-   |     | ●   |  | +ABS, 11-15Q              | 13-0022                 |         |    |    | 24   | 95   | 150   |     |      |     |      |      |     |    |   |
|                                      |   | 4/02-   |     | ●   |  | +ABS, 18Q-w/Long shaft    | 13-0502                 |         |    |    | 33   | 110  | 160   |     |      |     |      |      |     |    |   |
|                                      |    | 4/02-   |     | ●   |  |                           | +ABS, 11-15Q            | 15-1120 | 54 | 28 | 39   | 62,9 | 100,4 | 60  |      |     |      |      |     | 4  | 2 |
|                                      |   | 4/02-   |     | ●   |  |                           | +ABS, 18Q-w/Long shaft  | 15-1236 | 54 | 35 | 45   | 70   | 113,6 | 63  |      |     |      |      |     | 11 | 2 |
|                                      |    | 02-5/03   | L   |   |  |                           | +ABS, G.Box:MG5, 11-15Q | 17-0086 | 54 | 28 |      | 41   | 98    | 89  | 38,7 | 112 | 70   | 756  | s3  |    |   |
|                                      |   | 02-5/03   | L   |   |  |                           | -ABS, 11-15Q            | 17-0815 |    | 28 | 41   |      | 98    | 89  | 38,7 | 112 | 70   | 756  | s3  |    |   |
|                                      |   | 02-5/03   | R   |   |  |                           | +ABS, G.Box:MG5, 11-15Q | 17-0087 | 54 | 28 |      | 41   | 98    | 89  | 38,7 | 112 | 391  | 1077 | s6  |    |   |
|                                      |   | 02-5/03   | R   |   |  |                           | -ABS, G.Box:MG5, 11-15Q | 17-0816 |    | 28 | 41   |      | 98    | 89  | 38,7 | 112 | 391  | 1077 | s4  |    |   |
|                                      | 94-98   | L   |     |   |  | +ABS, G.Box:MG5, 18Q      | 17-0160                 | 54      | 35 |    | 41   | 115  | 104   | 50  | 117  | 70  | 762  | s3   |     |    |   |
|                                      | 94-98   | R   |     |   |  | +ABS, G.Box:MG5, 18Q      | 17-0161                 | 54      | 35 |    | 41   | 115  | 104   | 50  | 117  | 391 | 1084 | s6   |     |    |   |
| 2.8 JTD Power (107 kW) Eng. 8140.43N |    | 04-   |     | ●   |  | +ABS, 11-15Q              | 13-0022                 |         |    |    | 24   | 95   | 150   |     |      |     |      |      |     |    |   |
|                                      |   | 04-   |     | ●   |  | +ABS, 18Q-w/Long shaft    | 13-0502                 |         |    |    | 33   | 110  | 160   |     |      |     |      |      |     |    |   |
|                                      |    | 04-   |     | ●   |  |                           | +ABS, 11-15Q            | 15-1120 | 54 | 28 | 39   | 62,9 | 100,4 | 60  |      |     |      |      |     | 4  | 2 |
|                                      |   | 04-   |     | ●   |  |                           | +ABS, 18Q-w/Long shaft  | 15-1236 | 54 | 35 | 45   | 70   | 113,6 | 63  |      |     |      |      |     | 11 | 2 |
| 2.8 JTD, 4WD (94 kW) Eng. 8140.43S   |    | 4/02-   |     | ●   |  | +ABS, 11-15Q              | 13-0022                 |         |    |    | 24   | 95   | 150   |     |      |     |      |      |     |    |   |
|                                      |   | 4/02-   |     | ●   |  |                           | +ABS, 18Q-w/Long shaft  | 13-0502 |    |    |      | 33   | 110   | 160 |      |     |      |      |     |    |   |
|                                      |    | 4/02-   |     | ●   |  |                           | +ABS, 11-15Q            | 15-1120 | 54 | 28 | 39   | 62,9 | 100,4 | 60  |      |     |      |      |     | 4  | 2 |
|                                      |   | 4/02-   |     | ●   |  |                           | +ABS, 18Q-w/Long shaft  | 15-1236 | 54 | 35 | 45   | 70   | 113,6 | 63  |      |     |      |      |     | 11 | 2 |
|                                      |   | 02-5/03   | L   |   |  |                           | +ABS, G.Box:MG5, 11-15Q | 17-0086 | 54 | 28 |      | 41   | 98    | 89  | 38,7 | 112 | 70   | 756  | s3  |    |   |
|                                      |   | 02-5/03   | L   |   |  |                           | -ABS, 11-15Q            | 17-0815 |    | 28 | 41   |      | 98    | 89  | 38,7 | 112 | 70   | 756  | s3  |    |   |
|                                      |   | 02-5/03   | R   |   |  |                           | +ABS, G.Box:MG5, 11-15Q | 17-0087 | 54 | 28 |      | 41   | 98    | 89  | 38,7 | 112 | 391  | 1077 | s6  |    |   |
|                                      |   | 02-5/03   | R   |   |  |                           | -ABS, G.Box:MG5, 11-15Q | 17-0816 |    | 28 | 41   |      | 98    | 89  | 38,7 | 112 | 391  | 1077 | s4  |    |   |
|                                      | 5/03-06   | L   |     |   |  | +ABS, M/T, G.Box:MG5, 18Q | 17-0160                 | 54      | 35 |    | 41   | 115  | 104   | 50  | 117  | 70  | 762  | s3   |     |    |   |
|                                      | 5/03-06   | R   |     |   |  | +ABS, M/T, G.Box:MG5, 18Q | 17-0161                 | 54      | 35 |    | 41   | 115  | 104   | 50  | 117  | 391 | 1084 | s6   |     |    |   |
| 2.8 TD, 4WD (90 kW) Eng. 8140.43     |  | 03-06   |     | ●   |  | +ABS, 11-15Q              | 13-0022                 |         |    |    | 24   | 95   | 150   |     |      |     |      |      |     |    |   |
|                                      |   | 03-06   |     | ●   |  | +ABS, 18Q-w/Long shaft    | 13-0502                 |         |    |    | 33   | 110  | 160   |     |      |     |      |      |     |    |   |
|                                      |  | 03-06   |     | ●   |  |                           | +ABS, 11-15Q            | 15-1120 | 54 | 28 | 39   | 62,9 | 100,4 | 60  |      |     |      |      |     | 4  | 2 |
|                                      |   | 03-06   |     | ●   |  |                           | +ABS, 18Q-w/Long shaft  | 15-1236 | 54 | 35 | 45   | 70   | 113,6 | 63  |      |     |      |      |     | 11 | 2 |
| <b>Ducato V (250,251) '06-</b>       |   |  | L/R |  |  | NOTE                      | METELLI ref.            | ABS     | A  | B  | C    | D    | E     | F   | H    | I   | L    | M    | Fig |    |   |
| 100 MJT (74 kW) Eng. 4HV             |  | 06-   |     | ●   |  | 11q                       | 13-0488                 |         |    |    | 27   | 90   | 140   |     |      |     |      |      |     |    |   |
|                                      |   | 06-   |     | ●   |  | 15-17-20q                 | 13-0527                 |         |    |    | 30,5 | 104  | 125   |     |      |     |      |      |     |    |   |
|                                      |  | 06-   |     | ●   |  |                           | 11q                     | 15-1717 |    | 35 | 27   | 71,5 | 97,9  | 59  |      |     |      |      |     | 4  | 2 |
|                                      |   | 06-   |     | ●   |  |                           | 15-17-20q               | 15-1726 |    | 35 | 29   | 71,4 | 105,9 | 59  |      |     |      |      |     | 4  | 1 |

| <b>Ducato V (250,251) '06-</b>                |   |    | L/R |    |    | NOTE | METELLI ref.   | ABS | A  | B  | C    | D     | E   | F | H | I | L | M | Fig |   |  |
|---|---|---|-----|---|--|------|----------------|-----|----|----|------|-------|-----|---|---|---|---|---|-----|---|--|
| 115 MJT (85 kW) Eng. 250A1.000                |    | 11-   |     | •   |  |      | <b>13-0489</b> |     |    |    | 30,5 | 104   | 125 |   |   |   |   |   |     |   |  |
|   |    | 11-   |     | •   |  |      | <b>15-1718</b> |     | 35 | 29 | 71,4 | 105,9 | 59  |   |   |   |   | 4 | 2   |   |  |
| 120 MJT (88 kW) Eng. F1AE0481D                |    | 06-   |     | •   | 11q  |      | <b>13-0488</b> |     |    |    | 27   | 90    | 140 |   |   |   |   |   |     |   |  |
|   |   | 06-   |     | •   | 15-17-20q  |      | <b>13-0527</b> |     |    |    | 30,5 | 104   | 125 |   |   |   |   |   |     |   |  |
|   |    | 06-   |     | •   | 11q  |      | <b>15-1717</b> |     | 35 | 27 | 71,5 | 97,9  | 59  |   |   |   |   |   | 4   | 2 |  |
|   |   | 06-   |     | •   | 15-17-20q  |      | <b>15-1726</b> |     | 35 | 29 | 71,4 | 105,9 | 59  |   |   |   |   |   | 4   | 1 |  |
| 130 MJT (96 kW) Eng. F1AE0481N                |    | 06-   |     | •   | 11q  |      | <b>13-0488</b> |     |    |    | 27   | 90    | 140 |   |   |   |   |   |     |   |  |
|   |   | 06-   |     | •   | 15-17-20q  |      | <b>13-0527</b> |     |    |    | 30,5 | 104   | 125 |   |   |   |   |   |     |   |  |
|   |    | 06-   |     | •   | 11q  |      | <b>15-1717</b> |     | 35 | 27 | 71,5 | 97,9  | 59  |   |   |   |   |   | 4   | 2 |  |
|   |   | 06-   |     | •   | 15-17-20q  |      | <b>15-1726</b> |     | 35 | 29 | 71,4 | 105,9 | 59  |   |   |   |   |   | 4   | 1 |  |
| 160 MJT (117 kW) Eng. F1CE0481D               |    | 06-   |     | •   |  |      | <b>13-0489</b> |     |    |    | 30,5 | 104   | 125 |   |   |   |   |   |     |   |  |
|   |    | 06-   |     | •   |  |      | <b>15-1718</b> |     | 35 | 29 | 71,4 | 105,9 | 59  |   |   |   |   | 4 | 2   |   |  |
| <b>Fiorino I (127) '77-'87</b>                |   |    | L/R |    |    | NOTE | METELLI ref.   | ABS | A  | B  | C    | D     | E   | F | H | I | L | M | Fig |   |  |
| 0.9 (33 kW) Eng. 100GL.000                    |    | 3/80-84   |     | •   | Ch 8817482-  |      | <b>13-0002</b> |     |    |    | 20   | 68    | 80  |   |   |   |   |   |     |   |  |
|   |   | 77-2/80   |     | •   | Ch -8817481  |      | <b>13-0001</b> |     |    |    | 20   | 68    | 80  |   |   |   |   |   |     |   |  |
|   |    | 3/80-84   |     | •   | Ch 8817482-  |      | <b>15-1002</b> |     | 22 | 20 | 48,1 | 80    | 55  |   |   |   |   |   | 4   | 3 |  |
|   |   | 77-2/80   |     | •   | Ch -8817481  |      | <b>15-1001</b> |     | 20 | 20 | 43,1 | 80    | 55  |   |   |   |   |   | 4   | 3 |  |
| 1.0 (37 kW) Eng. 127A.000/ B                  |    | 80-   |     | •   | Ch -8817481  |      | <b>13-0001</b> |     |    |    | 20   | 68    | 80  |   |   |   |   |   |     |   |  |
|   |   | -87   |     | •   | Ch 8817482-  |      | <b>13-0002</b> |     |    |    | 20   | 68    | 80  |   |   |   |   |   |     |   |  |
|   |    | 80-   |     | •   | Ch -8817481  |      | <b>15-1001</b> |     | 20 | 20 | 43,1 | 80    | 55  |   |   |   |   |   | 4   | 3 |  |
|   |   | -87   |     | •   | Ch 8817482-  |      | <b>15-1002</b> |     | 22 | 20 | 48,1 | 80    | 55  |   |   |   |   |   | 4   | 3 |  |
| 1.3 D, Panorama (33 kW) Eng. 127A5.000/ 146B1 |  | 82-12/87  |     | •   | M/T  |      | <b>13-0002</b> |     |    |    | 20   | 68    | 80  |   |   |   |   |   |     |   |  |
|   |  | 82-12/87  |     | •   | M/T  |      | <b>15-1002</b> |     | 22 | 20 | 48,1 | 80    | 55  |   |   |   |   | 4 | 3   |   |  |
| <b>Fiorino II (147) '86-'93</b>               |   |  | L/R |  |  | NOTE | METELLI ref.   | ABS | A  | B  | C    | D     | E   | F | H | I | L | M | Fig |   |  |
| 1.1 60 (40 kW) Eng. 146A9.000                 |  | 88-12/93  |     | •   | M/T  |      | <b>13-0002</b> |     |    |    | 20   | 68    | 80  |   |   |   |   |   |     |   |  |
|   |  | 88-12/93  |     | •   | M/T  |      | <b>15-1019</b> |     | 20 | 20 | 43,1 | 80    | 55  |   |   |   |   | 4 | 3   |   |  |
| 1.3 D (33 kW) Eng. 127A5.000                  |  | 86-   |     | •   |  |      | <b>13-0002</b> |     |    |    | 20   | 68    | 80  |   |   |   |   |   |     |   |  |
|   |  | 86-   |     | •   |  |      | <b>15-1002</b> |     | 22 | 20 | 48,1 | 80    | 55  |   |   |   |   | 4 | 3   |   |  |
| 1.5 i.e. 75 (55 kW) Eng. 149C1.000            |  | 5/88-12/93  |     | •   | M/T  |      | <b>13-0002</b> |     |    |    | 20   | 68    | 80  |   |   |   |   |   |     |   |  |
|   |  | 5/88-12/93  |     | •   | M/T  |      | <b>15-1019</b> |     | 20 | 20 | 43,1 | 80    | 55  |   |   |   |   | 4 | 3   |   |  |



























| <b>Fiorino II (147) '86-'93</b>                    |   |    | L/R |    |    | NOTE             | METELLI ref. | ABS | A  | B  | C    | D    | E    | F | H | I | L | M  | Fig |
|--|---|---|-----|---|--|------------------|--------------|-----|----|----|------|------|------|---|---|---|---|----|-----|
| 1.7 D (42 kW) Eng. 149B2.000                       |    | 5/88-93   |     | •   |  | M/T, Ch -8051674 | 13-0002      |     |    |    | 20   | 68   | 80   |   |   |   |   |    |     |
|  |   | 5/88-93   |     | •   |  | M/T, Ch 8051675- | 13-0056      |     |    |    | 20   | 68   | 80   |   |   |   |   |    |     |
|  |    | 5/88-93   |     |   | •  | M/T              | 14-0002      |     |    |    | 25   | 62   | 81   |   |   |   |   |    |     |
|  |    | 5/88-93   |     | •   |  | M/T, Ch -8051674 | 15-1002      |     | 22 | 20 | 48,1 | 80   | 55   |   |   |   |   | 4  | 3   |
|  |   | 5/88-93   |     | •   |  | M/T, Ch 8051675- | 15-1065      |     | 22 | 20 | 48,1 | 80   | 55   |   |   |   |   | 4  | 3   |
|  |    | 5/88-93   |     |   | •  | M/T              | 16-1002      |     |    | 25 |      |      | 100  |   |   |   |   |    |     |
| 1.7 D (44 kW) Eng. 149B3.000                       |    | 87-90   |     | •   |  | M/T, Ch -8051674 | 13-0002      |     |    |    | 20   | 68   | 80   |   |   |   |   |    |     |
|  |   | 87-90   |     | •   |  | M/T, Ch 8051675- | 13-0056      |     |    |    | 20   | 68   | 80   |   |   |   |   |    |     |
|  |    | 87-90   |     |   | •  | M/T              | 14-0002      |     |    |    | 25   | 62   | 81   |   |   |   |   |    |     |
|  |    | 87-90   |     | •   |  | M/T, Ch -8051674 | 15-1002      |     | 22 | 20 | 48,1 | 80   | 55   |   |   |   |   | 4  | 3   |
|  |   | 87-90   |     | •   |  | M/T, Ch 8051675- | 15-1065      |     | 22 | 20 | 48,1 | 80   | 55   |   |   |   |   | 4  | 3   |
|  |    | 87-90   |     |   | •  | M/T              | 16-1002      |     |    | 25 |      |      | 100  |   |   |   |   |    |     |
| <b>Fiorino III (146) '93-'06</b>                   |   |    | L/R |    |    | NOTE             | METELLI ref. | ABS | A  | B  | C    | D    | E    | F | H | I | L | M  | Fig |
| 1.3 (49 kW) Eng. 146A5.000                         |    | 93-   |     | •   |  |                  | 13-0174      |     |    |    | 20   | 68   | 80   |   |   |   |   |    |     |
|  |    | 93-   |     | •   |  |                  | 15-1240      |     | 22 | 20 | 52   | 80   | 55   |   |   |   |   | 4  | 3   |
| 1.4 i.e., Pick-up (49 kW) Eng. 146C5.000/146D5.000 |    | 92-   |     | •   |  | M/T              | 13-0002      |     |    |    | 20   | 68   | 80   |   |   |   |   |    |     |
|  |    | 92-   |     | •   |  | M/T              | 15-1019      |     | 20 | 20 | 43,1 | 80   | 55   |   |   |   |   | 4  | 3   |
| 1.6 i.e., Pick up (55 kW) Eng. 146C6.000/146D6.000 |   | 93-   |     | •   |  |                  | 13-0174      |     |    |    | 20   | 68   | 80   |   |   |   |   |    |     |
|  |  | 93-   |     | •   |  |                  | 15-1240      |     | 22 | 20 | 52   | 80   | 55   |   |   |   |   | 4  | 3   |
| 1.7 D (42 kW) Eng. 146B2.000                       |  | 93-   |     | •   |  |                  | 13-0174      |     |    |    | 20   | 68   | 80   |   |   |   |   |    |     |
|  |  | 93-   |     | •   |  |                  | 15-1225      |     | 22 | 20 | 52   | 81   | 55   |   |   |   |   | 4  | 3   |
| 1.7 TD, Pick up (46 kW) Eng. 146D7.000             |  | 97-   |     | •   |  | +/-ABS           | 13-0173      |     |    |    | 20   | 75   | 105  |   |   |   |   |    |     |
|  |  | 97-   |     | •   |  | +ABS             | 15-1232      | 44  | 22 | 22 | 52   | 83,1 | 54   |   |   |   |   | 4  | 3   |
|  |   | 97-   |     | •   |  | -ABS             | 15-1231      |     | 22 | 22 | 52   | 83   | 54   |   |   |   |   | 4  | 3   |
| <b>Fiorino IV (225) '07-</b>                       |   |  | L/R |  |  | NOTE             | METELLI ref. | ABS | A  | B  | C    | D    | E    | F | H | I | L | M  | Fig |
| 1.3 MJT 16v (55 kW) Eng. 199A2.000                 |  | 07-   |     | •   |  | M/T              | 13-0287      |     |    |    | 25   | 78   | 130  |   |   |   |   |    |     |
|  |  | 07-   |     | •   |  | M/T              | 15-1449      |     | 25 | 24 | 51   | 84   | 46   |   |   |   |   | 4  | 1   |
| 1.4 (54 kW) Eng. KfV/KfT                           |  | 07-   | L   | •   |  |                  | 13-0420      |     |    |    | 23   | 78   | 90   |   |   |   |   |    |     |
|  |   | 07-   | R   | •   |  |                  | 13-0428      |     |    |    | 31   | 75   | 115  |   |   |   |   |    |     |
|  |  | 07-   | L   | •   |  |                  | 15-1637      |     | 22 | 22 | 51   | 79,1 | 39,8 |   |   |   |   | 4a | 1   |
|  |   | 07-   | R   | •   |  |                  | 15-1648      |     | 22 | 22 | 51   | 79,1 | 39,8 |   |   |   |   | 4a | 1   |























| <b>Fiorino IV (225) '07-</b>       |   |  | L/R |  |  | NOTE | METELLI ref. | ABS     | A  | B  | C    | D    | E    | F | H | I | L | M  | Fig |   |
|------------------------------------|---|---|-----|---|--|------|--------------|---------|----|----|------|------|------|---|---|---|---|----|-----|---|
| 1.4 (57 kW) Eng. 350A1.000         |    | 10-   | L   | •   |  |      | 13-0420      |         |    |    | 23   | 78   | 90   |   |   |   |   |    |     |   |
|                                    |   | 10-   | R   | •   |  |      | 13-0428      |         |    |    | 31   | 75   | 115  |   |   |   |   |    |     |   |
|                                    |    | 10-   | L   | •   |  |      |              | 15-1637 | 22 | 22 | 51   | 79,1 | 39,8 |   |   |   |   |    | 4a  | 1 |
|                                    |   | 10-   | R   | •   |  |      |              | 15-1648 | 22 | 22 | 51   | 79,1 | 39,8 |   |   |   |   |    | 4a  | 1 |
| <b>Grande Punto Van (299) '05-</b> |   |  | L/R |  |  | NOTE | METELLI ref. | ABS     | A  | B  | C    | D    | E    | F | H | I | L | M  | Fig |   |
| 1.3 MJT 16v (55 kW) Eng. 199A2.000 |    | 05-   |     | •   |  |      | 13-0392      |         |    |    | 25   | 78   | 130  |   |   |   |   |    |     |   |
|                                    |    | 05-   |     | •   |  |      | 15-1592      | 25      | 23 | 51 | 82,1 | 48,2 |      |   |   |   |   | 4  | 1   |   |
| 1.3 MJT 16v (66 kW) Eng. 199A3.000 |    | 05-   |     | •   | 6Sp  |      | 13-0392      |         |    |    | 25   | 78   | 130  |   |   |   |   |    |     |   |
|                                    |   | 05-   |     | •   | 5Sp  |      | 13-0287      |         |    |    | 25   | 78   | 130  |   |   |   |   |    |     |   |
|                                    |    | 05-   |     | •   | 6Sp  |      |              | 15-1592 | 25 | 23 | 51   | 82,1 | 48,2 |   |   |   |   |    | 4   | 1 |
|                                    |   | 05-   |     | •   | 5Sp  |      |              | 15-1449 | 25 | 24 | 51   | 84   | 46   |   |   |   |   |    | 4   | 1 |
| 1.4 (57 kW) Eng. 350A1.000         |    | 05-   |     | •   | Gkn  |      | 13-0393      |         |    |    | 22   | 72   | 127  |   |   |   |   |    |     |   |
|                                    |    | 05-   |     | •   | Gkn  |      | 15-1593      | 22      | 21 | 51 | 75,1 | 40,5 |      |   |   |   |   | 4a | 1   |   |
| <b>Idea Van '04-</b>               |   |  | L/R |  |  | NOTE | METELLI ref. | ABS     | A  | B  | C    | D    | E    | F | H | I | L | M  | Fig |   |
| 1.3 MJT (51 kW) Eng. 188A9.000     |    | 04-9/05   |     | •   |  |      | 13-0317      |         |    |    | 20   | 78   | 103  |   |   |   |   |    |     |   |
|                                    |    | 04-9/05   |     | •   |  |      | 15-1458      | 25      | 23 | 51 | 82   | 42   |      |   |   |   |   | 4  | 1   |   |
| 1.3 MJT (66 kW) Eng. 199A3.000     |    | 05-   |     | •   |  |      | 13-0287      |         |    |    | 25   | 78   | 130  |   |   |   |   |    |     |   |
|                                    |    | 05-   |     | •   |  |      | 15-1449      | 25      | 24 | 51 | 84   | 46   |      |   |   |   |   | 4  | 1   |   |
| 1.4 (66 kW) Eng. 192B2.000         |   | 03-   |     | •   |  |      | 13-0216      |         |    |    | 20   | 68   | 80   |   |   |   |   |    |     |   |
|                                    |  | 03-   |     | •   |  |      | 15-1296      | 22      | 21 | 51 | 75   | 40   |      |   |   |   |   | 4a | 1   |   |
| 1.4 16v (70 kW) Eng. 843A1.000     |  | 04-   |     | •   |  |      | 13-0216      |         |    |    | 20   | 68   | 80   |   |   |   |   |    |     |   |
|                                    |  | 04-   |     | •   |  |      | 15-1296      | 22      | 21 | 51 | 75   | 40   |      |   |   |   |   | 4a | 1   |   |
| 1.9 JTD (74 kW) Eng. 188B2.000     |  | 04-   |     | •   |  |      | 13-0287      |         |    |    | 25   | 78   | 130  |   |   |   |   |    |     |   |
|                                    |  | 04-   |     | •   |  |      | 15-1449      | 25      | 24 | 51 | 84   | 46   |      |   |   |   |   | 4  | 1   |   |

| <b>Marengo '83-</b>                                 |   |    | L/R |    |    | NOTE          | METELLI ref.     | ABS     | A  | B  | C    | D    | E   | F   | H    | I    | L | M   | Fig |   |
|---|---|---|-----|---|---|---------------|------------------|---------|----|----|------|------|-----|-----|------|------|---|-----|-----|---|
| All models Marea                                    |    | 97-   |     | •   |   | 1.9TD         | 13-0056          |         |    |    | 20   | 68   | 80  |     |      |      |   |     |     |   |
|   |   | 97-   |     | •   |   | +/-ABS, 2.4TD | 13-0133          |         |    |    | 24   | 92   | 84  |     |      |      |   |     |     |   |
|   |    | 97-   |     |   | •   |               | 2.4TD            | 14-0019 |    |    |      | 25   | 62  | 81  |      |      |   |     |     |   |
|   |   | 97-   |     | •   |   |               | 1.9TD            | 15-1065 |    | 22 | 20   | 48,1 | 80  | 55  |      |      |   |     | 4   | 3 |
|   |    | 97-   |     | •   |   |               | +ABS, 2.4TD      | 15-1153 | 44 | 25 | 28   | 56   | 98  | 47  |      |      |   |     | 4   | 3 |
|   |   | 97-   |     | •   |   |               | -ABS, 2.4TD      | 15-1213 |    | 25 | 28   | 59   | 98  | 47  |      |      |   |     | 4   | 3 |
|   |    | 97-   |     |   | •   |               | 2.4TD            | 16-1020 |    |    | 25   |      | 100 |     |      |      |   |     |     |   |
|   |   | 4/99-01   | L   |   |   |               | M/T, 1.9JTD 77kW | 17-0669 |    | 25 |      |      | 90  |     |      | 85   |   | 465 | s1  |   |
|   |    | 4/99-01   | R   |   |   |               | M/T, 1.9JTD 77kW | 17-0670 |    | 25 |      |      | 90  | 103 |      | 84,5 |   | 489 | s10 |   |
|   |   | 97-   | L/R |   |   |               | +ABS, 1.9TD 55KW | 17-0244 | 44 | 25 | 25   |      | 90  | 100 |      | 85   |   | 478 | s10 |   |
|   |   | 97-   | L/R |   |   |               | +ABS, 1.9TD 74kW | 17-0242 | 44 | 25 |      |      | 90  | 100 | 38,7 | 85   |   | 465 | s1  |   |
|   |   | 97-   | L/R |   |   |               | -ABS, 1.9TD 55KW | 17-0243 |    | 25 | 25   |      | 90  | 100 |      | 85   |   | 485 | s10 |   |
|   |   | 97-   | L/R |   |   |               | -ABS, 1.9TD 74kW | 17-0241 |    | 25 |      |      | 90  | 100 | 39,3 | 85   |   | 465 | s1  |   |
| <b>Multipla Van '99-</b>                            |   |    | L/R |    |    | NOTE          | METELLI ref.     | ABS     | A  | B  | C    | D    | E   | F   | H    | I    | L | M   | Fig |   |
| 1.6 16v (76 kW) Eng. 182B6.000                      |    | 4/99-   |     | •   |   |               | 13-0217          |         |    |    | 20   | 75   | 105 |     |      |      |   |     |     |   |
|   |   | 4/99-   |     |   | •   |               |                  | 14-0019 |    |    |      | 25   | 62  | 81  |      |      |   |     |     |   |
|   |    | 4/99-   |     | •   |   |               |                  | 15-1306 | 25 | 22 | 51   | 83   | 47  |     |      |      |   | 4   | 3   |   |
|   |   | 4/99-   |     |   | •   |               |                  | 16-1020 |    |    | 25   |      | 100 |     |      |      |   |     |     |   |
| 1.9 JTD (85 kW) Eng. 186A8.000                      |    | 02-   |     | •   |   |               | 13-0149          |         |    |    | 25   | 86   | 96  |     |      |      |   |     |     |   |
|   |   | 02-   |     | •   |   |               |                  | 15-1258 | 25 | 25 | 51   | 90   | 47  |     |      |      |   | 4   | 3   |   |
| 1.9 JTD (88 kW) Eng. 186A9.000                      |  | 04-   |     | •   |   |               | 13-0149          |         |    |    | 25   | 86   | 96  |     |      |      |   |     |     |   |
|   |   | 04-   |     |   | •   |               |                  | 14-0019 |    |    |      | 25   | 62  | 81  |      |      |   |     |     |   |
|   |  | 04-   |     | •   |   |               |                  | 15-1258 | 25 | 25 | 51   | 90   | 47  |     |      |      |   | 4   | 3   |   |
|   |   | 04-   |     |   | •   |               |                  | 16-1020 |    |    | 25   |      | 100 |     |      |      |   |     |     |   |
| <b>Panda Van I (141A) '86-'98</b>                   |   |  | L/R |  |  | NOTE          | METELLI ref.     | ABS     | A  | B  | C    | D    | E   | F   | H    | I    | L | M   | Fig |   |
| 0.75 (25 kW) Eng. 141B.000                          |  | 86-95   |     | •   |   |               | 13-0002          |         |    |    | 20   | 68   | 80  |     |      |      |   |     |     |   |
|   |   | 86-95   |     | •   |   |               |                  | 15-1019 | 20 | 20 | 43,1 | 80   | 55  |     |      |      |   | 4   | 3   |   |
| 1.0 i.e. Kat, 4WD (33 kW) Eng. 141C2.000/ 156A2.246 |  | 87-98   |     | •   |   | FWD           | 13-0002          |         |    |    | 20   | 68   | 80  |     |      |      |   |     |     |   |
|   |   | 87-98   |     | •   |   |               | FWD              | 15-1019 | 20 | 20 | 43,1 | 80   | 55  |     |      |      |   | 4   | 3   |   |
| 1.0, 4WD (32 kW) Eng. 156A2.100/ 156A3.100          |  | 86-92   |     | •   |   | FWD           | 13-0002          |         |    |    | 20   | 68   | 80  |     |      |      |   |     |     |   |
|   |   | 86-92   |     | •   |   |               | FWD              | 15-1019 | 20 | 20 | 43,1 | 80   | 55  |     |      |      |   | 4   | 3   |   |




























| <b>Panda Van I (141A) '86-'98</b>        |   |  | L/R |  |  | NOTE | METELLI ref. | ABS | A  | B  | C    | D    | E   | F | H | I | L | M  | Fig |  |
|--|---|---|-----|---|--|------|--------------|-----|----|----|------|------|-----|---|---|---|---|----|-----|--|
| 1.3 D (27 kW) Eng. 156A5.000             |    | 86-92   |     | •   |  |      | 13-0002      |     |    |    | 20   | 68   | 80  |   |   |   |   |    |     |  |
|  |    | 86-92   |     | •   |  |      | 15-1019      |     | 20 | 20 | 43,1 | 80   | 55  |   |   |   |   | 4  | 3   |  |
| <b>Panda Van II (271) '03-</b>           |   |  | L/R |  |  | NOTE | METELLI ref. | ABS | A  | B  | C    | D    | E   | F | H | I | L | M  | Fig |  |
| 1.1 (40 kW) Eng. 187A1.000               |    | 10/03-  |     | •   |  |      | 13-0316      |     |    |    | 20   | 68   | 100 |   |   |   |   |    |     |  |
|  |    | 10/03-  |     | •   |  |      | 15-1457      |     | 22 | 20 | 47   | 72,3 | 40  |   |   |   |   | 4a | 1   |  |
| 1.2 (38 kW) Eng. 188A4.000               |    | 9/03-   |     | •   |  |      | 13-0316      |     |    |    | 20   | 68   | 100 |   |   |   |   |    |     |  |
|  |    | 9/03-   |     | •   |  |      | 15-1457      |     | 22 | 20 | 47   | 72,3 | 40  |   |   |   |   | 4a | 1   |  |
| 1.2, 4WD (44 kW) Eng. 188A4.000          |    | 9/03-   |     | •   |  |      | 13-0316      |     |    |    | 20   | 68   | 100 |   |   |   |   |    |     |  |
|  |    | 9/03-   |     | •   |  |      | 15-1457      |     | 22 | 20 | 47   | 72,3 | 40  |   |   |   |   | 4a | 1   |  |
| 1.2, 4WD (51 kW) Eng. 169A4.000          |    | 10-   |     | •   |  |      | 13-0316      |     |    |    | 20   | 68   | 100 |   |   |   |   |    |     |  |
|  |    | 10-   |     | •   |  |      | 15-1457      |     | 22 | 20 | 47   | 72,3 | 40  |   |   |   |   | 4a | 1   |  |
| 1.3 JTD (51 kW) Eng. 188A9.000           |    | 9/03-   |     | •   |  |      | 13-0271      |     |    |    | 20   | 68   | 100 |   |   |   |   |    |     |  |
|  |    | 9/03-   |     | •   |  |      | 15-1396      |     | 25 | 22 | 51   | 79   | 47  |   |   |   |   | 4  | 1   |  |
| 1.3 JTD (55 kW) Eng. 169A1.000           |    | 06-   |     | •   |  |      | 13-0271      |     |    |    | 20   | 68   | 100 |   |   |   |   |    |     |  |
|  |    | 06-   |     | •   |  |      | 15-1396      |     | 25 | 22 | 51   | 79   | 47  |   |   |   |   | 4  | 1   |  |
| 1.4 Natural power (57 kW) Eng. 350A1.000 |    | 09-   |     | •   |  |      | 13-0271      |     |    |    | 20   | 68   | 100 |   |   |   |   |    |     |  |
|  |    | 09-   |     | •   |  |      | 15-1396      |     | 25 | 22 | 51   | 79   | 47  |   |   |   |   | 4  | 1   |  |
| <b>Punto Van I (176L) '96-'00</b>        |   |  | L/R |  |  | NOTE | METELLI ref. | ABS | A  | B  | C    | D    | E   | F | H | I | L | M  | Fig |  |
| 1.1 (40 kW) Eng. 176B2.000               |  | 96-   |     | •   | +/-ABS   |      | 13-0538      |     |    |    | 20   | 68   | 80  |   |   |   |   |    |     |  |
|  |  | 96-   |     | •   | +ABS   |      | 15-1106      | 44  | 22 | 20 | 71,6 | 80   | 40  |   |   |   |   | 4a | 3   |  |
|  |   | 96-   |     | •   | -ABS   |      | 15-1105      |     | 22 | 20 | 71,6 | 80   | 40  |   |   |   |   | 4a | 3   |  |
| 1.7 D (42 kW) Eng. 176B3.000             |  | 96-   |     | •   | +/-ABS   |      | 13-0538      |     |    |    | 20   | 68   | 80  |   |   |   |   |    |     |  |
|  |  | 96-   |     | •   | +ABS   |      | 15-1106      | 44  | 22 | 20 | 71,6 | 80   | 40  |   |   |   |   | 4a | 3   |  |
|  |   | 96-   |     | •   | -ABS   |      | 15-1105      |     | 22 | 20 | 71,6 | 80   | 40  |   |   |   |   | 4a | 3   |  |























































| <b>Punto Van I (176L) '96-'00</b>   |   |    | L/R |    |    | NOTE             | METELLI ref.     | ABS     | A  | B  | C  | D    | E    | F   | H    | I     | L    | M   | Fig |   |
|-------------------------------------|---|---|-----|---|--|------------------|------------------|---------|----|----|----|------|------|-----|------|-------|------|-----|-----|---|
| 1.7 TD (52 kW) Eng. 176A5.000       |    | 10/96-7/99  |     | •   |  | +/-ABS           | 13-0167          |         |    |    | 20 | 75   | 105  |     |      |       |      |     |     |   |
|                                     |   | 4/96-6/96   |     | •   |  | +ABS             | 13-0020          |         |    |    | 25 | 86   | 96   |     |      |       |      |     |     |   |
|                                     |   | 4/96-6/96   |     | •   |  | -ABS             | 13-0092          |         |    |    | 25 | 86   | 96   |     |      |       |      |     |     |   |
|                                     |   | 7/96-10/96  |     | •   |  | +/-ABS           | 13-0149          |         |    |    | 25 | 86   | 96   |     |      |       |      |     |     |   |
|                                     |    | 10/96-7/99  |     | •   |  | +ABS             | 15-1210          | 44      | 25 | 22 | 52 | 87   | 47   |     |      |       |      |     | 4   | 3 |
|                                     |   | 10/96-7/99  |     | •   |  | -ABS             | 15-1209          |         | 25 | 22 | 52 | 83   | 47   |     |      |       |      |     | 4   | 3 |
|                                     |   | 4/96-6/96   |     | •   |  | +ABS             | 15-1110          | 44      | 25 | 25 | 52 | 90   | 47   |     |      |       |      |     | 4   | 2 |
|                                     |   | 4/96-6/96   |     | •   |  | -ABS             | 15-1109          |         | 25 | 25 | 52 | 90   | 47   |     |      |       |      |     | 4   | 2 |
|                                     |   | 7/96-10/96  |     | •   |  | +ABS             | 15-1212          | 44      | 25 | 25 | 52 | 90   | 47   |     |      |       |      |     | 4   | 3 |
|                                     |   | 7/96-10/96  |     | •   |  | -ABS             | 15-1211          |         | 25 | 25 | 52 | 90   | 47   |     |      |       |      |     | 4   | 3 |
| <b>Punto Van II (188AX) '00-'05</b> |   |    | L/R |    |    | NOTE             | METELLI ref.     | ABS     | A  | B  | C  | D    | E    | F   | H    | I     | L    | M   | Fig |   |
| 1.2 (44 kW) Eng. 188A4.000          |    | 00-   |     | •   |  |                  | 13-0216          |         |    |    | 20 | 68   | 80   |     |      |       |      |     |     |   |
|                                     |    | 00-   |     | •   |  |                  | 15-1296          |         | 22 | 21 | 51 | 75   | 40   |     |      |       |      | 4a  | 1   |   |
| 1.3 JTD (51 kW) Eng. 188A9.000      |    | 03-05   |     | •   |  |                  | 13-0149          |         |    |    | 25 | 86   | 96   |     |      |       |      |     |     |   |
|                                     |    | 03-05   |     |   | •  |                  | 14-0019          |         |    |    | 25 | 62   | 81   |     |      |       |      |     |     |   |
|                                     |    | 03-05   |     | •   |  |                  | 15-1258          |         | 25 | 25 | 51 | 90   | 47   |     |      |       |      | 4   | 3   |   |
|                                     |    | 03-05   |     |   | •  |                  | 16-1020          |         |    | 25 |    | 100  |      |     |      |       |      |     |     |   |
|                                     |    | 03-05   | L   |   |  |                  | Ch -0822487      | 17-0424 |    | 25 |    |      | 90   | 100 | 39,3 | 85    |      | 460 | s1  |   |
|                                     |   | 03-05   | L   |   |  |                  | M/T, Ch 0822488- | 17-0922 |    | 25 |    | 24   | 82,1 | 80  |      | 84,5  | 67,9 | 537 | s3  |   |
|                                     |   | 03-05   | R   |   |  |                  | Ch -0822487      | 17-0538 |    | 25 | 25 |      | 90   | 100 |      | 85    |      | 497 |     |   |
| 03-05                               |   | R   |     |   |  | M/T, Ch 0822488- | 17-0923          |         | 25 |    | 24 | 82,1 | 79,2 |     | 84,5 | 379,5 | 876  | s4  |     |   |
| 1.9 DS 60 (44 kW) Eng. 188A3.000    |  | 00-   |     | •   |  |                  | 13-0216          |         |    |    | 20 | 68   | 80   |     |      |       |      |     |     |   |
|                                     |  | 00-   |     | •   |  |                  | 15-1296          |         | 22 | 21 | 51 | 75   | 40   |     |      |       |      | 4a  | 1   |   |
| 1.9 JTD (63 kW) Eng. 188A7.000      |  | 00-   |     | •   |  |                  | 13-0149          |         |    |    | 25 | 86   | 96   |     |      |       |      |     |     |   |
|                                     |  | 00-   |     |   | •  |                  | 14-0019          |         |    |    | 25 | 62   | 81   |     |      |       |      |     |     |   |
|                                     |  | 00-   |     | •   |  |                  | 15-1258          |         | 25 | 25 | 51 | 90   | 47   |     |      |       |      | 4   | 3   |   |
|                                     |  | 00-   |     |   | •  |                  | 16-1020          |         |    | 25 |    | 100  |      |     |      |       |      |     |     |   |
| <b>Qubo IV (300) '08-</b>           |   |  | L/R |  |  | NOTE             | METELLI ref.     | ABS     | A  | B  | C  | D    | E    | F   | H    | I     | L    | M   | Fig |   |
| 1.3 JTD (55 kW) Eng. 199A2.000      |  | 08-   |     | •   |  | M/T, 5 Sp        | 13-0287          |         |    |    | 25 | 78   | 130  |     |      |       |      |     |     |   |
|                                     |  | 08-   |     | •   |  | M/T, 5 Sp        | 15-1449          |         | 25 | 24 | 51 | 84   | 46   |     |      |       |      | 4   | 1   |   |

| Qubo IV (300) '08-                |   |    | L/R   |  |  | NOTE | METELLI ref.     | ABS     | A  | B  | C  | D    | E      | F    | H    | I  | L    | M   | Fig |   |  |
|-----------------------------------|---|---|-------|---|--|------|------------------|---------|----|----|----|------|--------|------|------|----|------|-----|-----|---|--|
| 1.4 (54 kW) Eng. KFV              |    | 08-   | L     | •   |  |      | 13-0420          |         |    |    | 23 | 78   | 90     |      |      |    |      |     |     |   |  |
|                                   |   | 08-   | R     | •   |  |      |                  | 13-0428 |    |    |    | 31   | 75     | 115  |      |    |      |     |     |   |  |
|                                   |    | 08-   | L     | •   |  |      |                  | 15-1637 | 22 | 22 | 51 | 79,1 | 39,8   |      |      |    |      |     | 4a  | 1 |  |
|                                   |   | 08-   | R     | •   |  |      |                  | 15-1648 | 22 | 22 | 51 | 79,1 | 39,8   |      |      |    |      |     | 4a  | 1 |  |
| 1.4 (57 kW) Eng. 350A1.000        |    | 09-   | L     | •   |  |      | 13-0420          |         |    |    | 23 | 78   | 90     |      |      |    |      |     |     |   |  |
|                                   |   | 09-   | R     | •   |  |      |                  | 13-0428 |    |    |    | 31   | 75     | 115  |      |    |      |     |     |   |  |
|                                   |    | 09-   | L     | •   |  |      |                  | 15-1637 | 22 | 22 | 51 | 79,1 | 39,8   |      |      |    |      |     | 4a  | 1 |  |
|                                   |   | 09-   | R     | •   |  |      |                  | 15-1648 | 22 | 22 | 51 | 79,1 | 39,8   |      |      |    |      |     | 4a  | 1 |  |
| Scudo I (220L) '96-'06            |   |    | L/R   |  |  | NOTE | METELLI ref.     | ABS     | A  | B  | C  | D    | E      | F    | H    | I  | L    | M   | Fig |   |  |
| 1.6 (58 kW) Eng. 220A2.000        |    | 2/96-   |       | •   |  | +ABS | 13-0170          |         |    |    | 25 | 86   | 96     |      |      |    |      |     |     |   |  |
|                                   |   |    | 2/96- |   | •  |      | +ABS             | 15-1222 | 48 | 27 | 34 | 58,6 | 89,9   | 49   |      |    |      |     | 11  | 2 |  |
|                                   |    | 2/96-   | L     |   |  |      | +ABS, G.Box:BE3  | 17-0140 | 48 | 27 |    | 24   | 90     | 81   | 33   | 82 | 62   | 647 | s3  |   |  |
|                                   |   | 2/96-   | L     |   |  |      | -ABS, G.Box:BE3  | 17-0138 |    | 27 |    | 24   | 90     | 81   | 33   | 82 | 62   | 647 | s3  |   |  |
|                                   |   | 2/96-   | R     |   |  |      | +ABS, G.Box:BE3  | 17-0141 | 48 | 27 |    | 24   | 90     | 81   | 33   | 82 | 350  | 936 | s4  |   |  |
|                                   |   | 2/96-   | R     |   |  |      | -ABS, G.Box:BE3  | 17-0139 |    | 27 |    | 24   | 90     | 81   | 33   | 82 | 350  | 936 | s4  |   |  |
| 1.9 D (51 kW) Eng. D9B/ D8A/ U    |    | 96-   |       | •   |  | +ABS | 13-0170          |         |    |    | 25 | 86   | 96     |      |      |    |      |     |     |   |  |
|                                   |   |    | 96-   |   | •  |      | +ABS             | 15-1222 | 48 | 27 | 34 | 58,6 | 89,9   | 49   |      |    |      |     | 11  | 2 |  |
|                                   |    | 96-   | L     |   |  |      | +ABS, G.Box:BE3  | 17-0140 | 48 | 27 |    | 24   | 90     | 81   | 33   | 82 | 62   | 647 | s3  |   |  |
|                                   |   | 96-   | L     |   |  |      | -ABS, G.Box:BE3  | 17-0138 |    | 27 |    | 24   | 90     | 81   | 33   | 82 | 62   | 647 | s3  |   |  |
|                                   |   | 96-   | R     |   |  |      | +ABS, G.Box:BE3  | 17-0141 | 48 | 27 |    | 24   | 90     | 81   | 33   | 82 | 350  | 936 | s4  |   |  |
|                                   |   | 96-   | R     |   |  |      | -ABS, G.Box:BE3  | 17-0139 |    | 27 |    | 24   | 90     | 81   | 33   | 82 | 350  | 936 | s4  |   |  |
| 1.9 D (51 kW) Eng. WJZ(DW8)       |  | 98-   |       | •   |  | +ABS | 13-0170          |         |    |    | 25 | 86   | 96     |      |      |    |      |     |     |   |  |
|                                   |   |  | 98-   |   | •  |      | +ABS             | 15-1222 | 48 | 27 | 34 | 58,6 | 89,9   | 49   |      |    |      |     | 11  | 2 |  |
|                                   |  | 98-   | L     |   |  |      | G.Box:BE3        | 17-0138 |    | 27 |    | 24   | 90     | 81   | 33   | 82 | 62   | 647 | s3  |   |  |
|                                   |   | 98-   | L     |   |  |      | +ABS, G.Box:BE3  | 17-0140 | 48 | 27 |    | 24   | 90     | 81   | 33   | 82 | 62   | 647 | s3  |   |  |
|                                   |   | 98-   | R     |   |  |      | G.Box:BE3        | 17-0139 |    | 27 |    | 24   | 90     | 81   | 33   | 82 | 350  | 936 | s4  |   |  |
|                                   |   | 98-   | R     |   |  |      | +ABS, G.Box:BE3  | 17-0141 | 48 | 27 |    | 24   | 90     | 81   | 33   | 82 | 350  | 936 | s4  |   |  |
| 1.9 TD (66 kW) Eng. DHX(XUD9TF-L) |  | 96-   |       | •   |  | +ABS | 13-0172          |         |    |    | 28 | 95   | 85     |      |      |    |      |     |     |   |  |
|                                   |   |  | 96-   |   | •  |      | +ABS             | 15-1224 | 48 | 27 | 39 | 59   | 100,45 | 49,5 |      |    |      |     | 11  | 2 |  |
|                                   |  | 96-   | L     |   |  |      | +ABS, G.Box:ME5K | 17-0144 | 48 | 27 |    | 37   | 100    | 89   | 38,7 | 82 | 68,5 | 641 | s3  |   |  |
|                                   |   | 96-   | L     |   |  |      | -ABS, G.Box:ME5K | 17-0142 |    | 27 |    | 37   | 100    | 89   | 38,7 | 82 | 68,5 | 642 | s3  |   |  |
|                                   |   | 96-   | R     |   |  |      | +ABS, G.Box:ME5K | 17-0145 | 48 | 27 |    | 37   | 100    | 89   | 38,7 | 82 | 369  | 942 | s4  |   |  |
|                                   |   | 96-   | R     |   |  |      | -ABS, G.Box:ME5K | 17-0143 |    | 27 |    | 37   | 100    | 89   | 38,7 | 82 | 369  | 942 | s4  |   |  |





















| <b>Scudo II (272) '07-</b>             |   |    | L/R |    |    | NOTE           | METELLI ref.   | ABS            | A  | B  | C    | D  | E    | F    | H    | I    | L  | M   | Fig |    |   |
|--|---|---|-----|---|--|----------------|----------------|----------------|----|----|------|----|------|------|------|------|----|-----|-----|----|---|
| 2.0 MJT (94 kW) Eng. RH02              |    | 11-   |     | •   |  |                | <b>13-0419</b> |                |    |    | 25   | 90 | 107  |      |      |      |    |     |     |    |   |
|  |    | 11-   |     | •   |  |                | <b>15-1636</b> |                | 28 | 39 | 58,4 | 95 | 53,7 |      |      |      |    |     | 11a | 2  |   |
| <b>Seicento Van '98-</b>               |   |    | L/R |    |    | NOTE           | METELLI ref.   | ABS            | A  | B  | C    | D  | E    | F    | H    | I    | L  | M   | Fig |    |   |
| 0.9 i (29 kW) Eng. 1170A1.046          |    | 9/98-   |     | •   | Ch -47302  |                | <b>13-0058</b> |                |    |    | 20   | 68 | 80   |      |      |      |    |     |     |    |   |
|  |   | 9/98-   |     | •   | Ch 47303-  |                | <b>13-0282</b> |                |    |    | 20   | 68 | 80   |      |      |      |    |     |     |    |   |
|  |    | 9/98-   |     | •   | Ch -47302  |                | <b>15-1067</b> |                | 22 | 20 | 71,4 | 72 | 41   |      |      |      |    |     | 4a  | 3  |   |
|  |   | 9/98-   |     | •   | Ch 47303-  |                | <b>15-1410</b> |                | 22 | 20 | 47   | 72 | 43   |      |      |      |    |     |     | 4a | 3 |
|  |    |   |     | L   |  | M/T, Ch 47303- |                | <b>17-0659</b> |    | 22 |      |    | 72   |      | 29,1 | 75,9 |    | 534 | s7  |    |   |
|  |   |   |     | R   |  | M/T, Ch 47303- |                | <b>17-0660</b> |    | 22 |      |    | 72   |      | 29,1 | 75,9 |    | 796 | s7  |    |   |
|  |   |   | 98- | L   |  | Ch -47302      |                | <b>17-0231</b> |    | 22 | 19   |    | 72   |      | 29,2 | 74   |    | 535 | s7  |    |   |
|  |   |   | 98- | R   |  | Ch -47302      |                | <b>17-0232</b> |    | 22 | 19   |    | 72   |      | 29,2 | 74   |    | 796 | s7  |    |   |
| 1.1 i (40 kW) Eng. 176B2.000/187A1.000 |    | 98-   |     | •   | M/T, Ch -47302   |                | <b>13-0058</b> |                |    |    | 20   | 68 | 80   |      |      |      |    |     |     |    |   |
|  |   | 98-   |     | •   | M/T, Ch 47303-   |                | <b>13-0282</b> |                |    |    | 20   | 68 | 80   |      |      |      |    |     |     |    |   |
|  |    | 98-   |     | •   | M/T, Ch -47302   |                | <b>15-1067</b> |                | 22 | 20 | 71,4 | 72 | 41   |      |      |      |    |     | 4a  | 3  |   |
|  |   | 98-   |     | •   | M/T, Ch 47303-   |                | <b>15-1410</b> |                | 22 | 20 | 47   | 72 | 43   |      |      |      |    |     | 4a  | 3  |   |
|  |    |   | 98- | L   |  | M/T, Ch -47302 |                | <b>17-0233</b> |    | 22 | 19   | 22 | 72   | 67   | 29,2 | 74   | 61 | 555 | s16 |    |   |
|  |   |   | 98- | L   |  | M/T, G.Box 157 |                | <b>17-0659</b> |    | 22 |      |    | 72   |      | 29,1 | 75,9 |    | 534 | s7  |    |   |
|  |   |   | 98- | L   |  | M/T, Ch 47303- |                | <b>17-0657</b> |    | 22 | 22   |    | 72   | 67   |      | 75,9 | 61 | 553 | s16 |    |   |
|  |   |   | 98- | R   |  | M/T, Ch -47302 |                | <b>17-0234</b> |    | 22 |      | 22 | 72   | 67   | 29,2 | 74   | 61 | 775 | s16 |    |   |
|  |   |   | 98- | R   |  | M/T, G.Box 157 |                | <b>17-0660</b> |    | 22 |      |    | 72   |      | 29,1 | 75,9 |    | 796 | s7  |    |   |
|  | 98-   | R   |     | M/T, Ch 47303-  |  | <b>17-0658</b> |                | 22             |    | 22 | 72   | 67 |      | 75,9 | 61   | 774  | s3 |     |     |    |   |
| <b>Stilo Van '03-</b>                  |   |  | L/R |  |  | NOTE           | METELLI ref.   | ABS            | A  | B  | C    | D  | E    | F    | H    | I    | L  | M   | Fig |    |   |
| 1.4 16v (70 kW) Eng. 843A1.000         |  | 04-   |     | •   |  |                | <b>13-0271</b> |                |    |    | 20   | 68 | 100  |      |      |      |    |     |     |    |   |
|  |  | 04-   |     | •   |  |                | <b>15-1396</b> |                | 25 | 22 | 51   | 79 | 47   |      |      |      |    |     | 4   | 1  |   |
| 1.6 16v (76 kW) Eng. 182B6.000         |  | 03-   |     | •   |  |                | <b>13-0271</b> |                |    |    | 20   | 68 | 100  |      |      |      |    |     |     |    |   |
|  |  | 03-   |     | •   |  |                | <b>15-1396</b> |                | 25 | 22 | 51   | 79 | 47   |      |      |      |    |     | 4   | 1  |   |
| 1.9 JTD (103 kW) Eng. 192A5.000        |  | 03-   |     | •   |  |                | <b>13-0093</b> |                |    |    | 25   | 90 | 107  |      |      |      |    |     |     |    |   |
|  |  | 03-   |     | •   |  |                | <b>15-1388</b> |                | 25 | 26 | 59   | 91 | 48   |      |      |      |    |     | 4   | 1  |   |
| 1.9 JTD (110 kW) Eng. 937A5.000        |  | 05-   |     | •   |  |                | <b>13-0093</b> |                |    |    | 25   | 90 | 107  |      |      |      |    |     |     |    |   |
|  |  | 05-   |     | •   |  |                | <b>15-1388</b> |                | 25 | 26 | 59   | 91 | 48   |      |      |      |    |     | 4   | 1  |   |
| 1.9 JTD (58 kW) Eng. 192A3.000         |  | 03-   |     | •   |  |                | <b>13-0179</b> |                |    |    | 25   | 86 | 96   |      |      |      |    |     |     |    |   |
|  |  | 03-   |     | •   |  |                | <b>15-1245</b> |                | 25 | 25 | 59   | 89 | 47   |      |      |      |    |     | 4   | 3  |   |




















| Stilo Van '03-                           |   |    | L/R |    |    | NOTE | METELLI ref. | ABS | A  | B  | C  | D    | E    | F  | H    | I | L   | M  | Fig |
|--|---|---|-----|---|--|------|--------------|-----|----|----|----|------|------|----|------|---|-----|----|-----|
| 1.9 JTD (85 kW) Eng. 192A1.000           |    | 03-   |     | •   |  |      | 13-0191      |     |    |    | 25 | 90   | 107  |    |      |   |     |    |     |
|  |    | 03-   |     | •   |  |      | 15-1387      |     | 25 | 26 | 51 | 91   | 48   |    |      |   |     | 4  | 1   |
| 1.9 JTD (88 kW) Eng. 192A8.000           |    | 05-   |     | •   |  |      | 13-0287      |     |    |    | 25 | 78   | 130  |    |      |   |     |    |     |
|  |    | 05-   |     | •   |  |      | 15-1493      |     | 25 | 24 | 51 | 84,4 | 47,4 |    |      |   |     | 4  | 1   |
| Strada I (178E) '99-'05                  |   |    | L/R |    |    | NOTE | METELLI ref. | ABS | A  | B  | C  | D    | E    | F  | H    | I | L   | M  | Fig |
| 1.2 (44 kW) Eng. 188A4.000               |    | 03-05   |     | •   |  |      | 13-0175      |     |    |    | 23 | 77   | 105  |    |      |   |     |    |     |
|  |    | 03-05   |     | •   |  |      | 15-1481      |     | 22 | 22 | 51 | 83   | 54   |    |      |   |     | 4  | 3   |
| 1.2 16v (54 kW) Eng. 178B5.000           |    | 99-05   |     | •   |  |      | 13-0175      |     |    |    | 23 | 77   | 105  |    |      |   |     |    |     |
|  |    | 99-05   |     | •   |  |      | 15-1481      |     | 22 | 22 | 51 | 83   | 54   |    |      |   |     | 4  | 3   |
| 1.7 TD (51 kW) Eng. 176A3.000            |    | 99-05   |     | •   |  |      | 13-0175      |     |    |    | 23 | 77   | 105  |    |      |   |     |    |     |
|  |    | 99-05   |     | •   |  |      | 15-1481      |     | 22 | 22 | 51 | 83   | 54   |    |      |   |     | 4  | 3   |
|  |    | 99-05   | L   |   | M/T  |      | 17-0819      |     | 22 |    |    | 83,2 |      | 32 | 89,3 |   | 571 | s7 |     |
|  |    | 99-05   | R   |   | M/T  |      | 17-0820      |     | 22 |    |    | 83,2 |      | 32 | 89,3 |   | 919 | s7 |     |
| 1.9 D (46 kW) Eng. 223A6.000             |    | 00-05   |     | •   |  |      | 13-0175      |     |    |    | 23 | 77   | 105  |    |      |   |     |    |     |
|  |    | 00-05   |     | •   |  |      | 15-1481      |     | 22 | 22 | 51 | 83   | 54   |    |      |   |     | 4  | 3   |
|  |    | 00-05   | L   |   | M/T  |      | 17-0819      |     | 22 |    |    | 83,2 |      | 32 | 89,3 |   | 571 | s7 |     |
|  |    | 00-05   | R   |   | M/T  |      | 17-0820      |     | 22 |    |    | 83,2 |      | 32 | 89,3 |   | 919 | s7 |     |
| 1.9 JTD (59 kW) Eng. 188A2.000           |   | 03-05   |     | •   |  |      | 13-0287      |     |    |    | 25 | 78   | 130  |    |      |   |     |    |     |
|  |  | 03-05   |     | •   |  |      | 15-1419      |     | 25 | 24 | 51 | 84,5 | 53   |    |      |   |     | 4  | 1   |
|  |  | 03-05   | L   |   | M/T  |      | 17-0631      |     | 25 |    |    | 84,5 |      |    | 90   |   | 454 |    |     |
|  |  | 03-05   | R   |   | M/T  |      | 17-0632      |     | 25 |    |    | 84,5 |      |    | 90   |   | 537 |    |     |
| Strada II (178EXG) '05-                  |   |  | L/R |  |  | NOTE | METELLI ref. | ABS | A  | B  | C  | D    | E    | F  | H    | I | L   | M  | Fig |
| 1.2 8v MPI (44 kW) Eng. 178B7.045        |  | 05-   |     | •   |  |      | 13-0175      |     |    |    | 23 | 77   | 105  |    |      |   |     |    |     |
|  |  | 05-   |     | •   |  |      | 15-1416      |     | 22 | 22 | 47 | 83   | 54   |    |      |   |     | 4  | 3   |
| 1.3 MJT (Germany) (63 kW) Eng. 223A9.000 |  | 05-   |     | •   |  |      | 13-0287      |     |    |    | 25 | 78   | 130  |    |      |   |     |    |     |
|  |  | 05-   |     | •   |  |      | 15-1419      |     | 25 | 24 | 51 | 84,5 | 53   |    |      |   |     | 4  | 1   |
| 1.6 16v Trekking (76 kW) Eng. 178D2.011  |  | 05-   |     | •   |  |      | 13-0175      |     |    |    | 23 | 77   | 105  |    |      |   |     |    |     |
|  |  | 05-   |     | •   |  |      | 15-1416      |     | 22 | 22 | 47 | 83   | 54   |    |      |   |     | 4  | 3   |
| 1.7 TD (51 kW) Eng. 176A3.000            |  | 05-   |     | •   |  |      | 13-0175      |     |    |    | 23 | 77   | 105  |    |      |   |     |    |     |
|  |  | 05-   |     | •   |  |      | 15-1416      |     | 22 | 22 | 47 | 83   | 54   |    |      |   |     | 4  | 3   |

| <b>Talento (290) '89-'94</b>  |   |  | L/R |  |  | NOTE        | METELLI ref.   | ABS            | A  | B  | C    | D   | E   | F   | H  | I   | L  | M    | Fig |   |  |
|-------------------------------|---|---|-----|---|--|-------------|----------------|----------------|----|----|------|-----|-----|-----|----|-----|----|------|-----|---|--|
| 1.9 D (52 kW) Eng. 149B1.000  |  | 89-94   |     | •   |  |             | <b>13-0022</b> |                |    |    | 24   | 95  | 150 |     |    |     |    |      |     |   |  |
|                               |  | 89-94   |     | •   |  |             | <b>15-1020</b> |                | 28 | 27 | 62,9 | 100 | 60  |     |    |     |    |      | 4   | 2 |  |
|                               |  | 89-94   | L   |   |  |             |                | <b>17-0082</b> |    | 28 |      | 25  | 98  | 100 | 50 | 112 | 69 | 693  | s5  |   |  |
|                               |   | 89-94   | R   |   |  |             |                | <b>17-0083</b> |    | 28 |      |     | 98  |     | 50 | 112 |    | 1064 | s5  |   |  |
| <b>Uno Van '83-'95</b>        |   |  | L/R |  |  | NOTE        | METELLI ref.   | ABS            | A  | B  | C    | D   | E   | F   | H  | I   | L  | M    | Fig |   |  |
| 1.0 (32 kW) Eng. 156A2.000    |  | 90-95   |     | •   |  |             | <b>13-0002</b> |                |    |    | 20   | 68  | 80  |     |    |     |    |      |     |   |  |
|                               |  | 90-95   |     | •   |  |             | <b>15-1019</b> |                | 20 | 20 | 43,1 | 80  | 55  |     |    |     |    |      | 4   | 3 |  |
| 1.3 D (33 kW) Eng. 146B1.000  |  | 5/83-12/93  |     | •   |  |             | <b>13-0002</b> |                |    |    | 20   | 68  | 80  |     |    |     |    |      |     |   |  |
|                               |  | 5/83-12/93  |     | •   |  |             | <b>15-1019</b> |                | 20 | 20 | 43,1 | 80  | 55  |     |    |     |    |      | 4   | 3 |  |
| 1.4 TD (52 kW) Eng. 146B3.000 |  | 86-90   |     | •   |  | Ch 2511998- | <b>13-0002</b> |                |    |    | 20   | 68  | 80  |     |    |     |    |      |     |   |  |
|                               |  | 86-90   |     | •   |  | Ch 2511998- | <b>15-1002</b> |                | 22 | 20 | 48,1 | 80  | 55  |     |    |     |    |      | 4   | 3 |  |






















## FORD AUSTRALIA

| <b>Capri</b>  |   |    | L/R       |   |   | NOTE          | METELLI ref.   | ABS            | A  | B  | C    | D    | E  | F  | H | I | L | M | Fig |   |
|---|---|---|-----------|--|---|---------------|----------------|----------------|----|----|------|------|----|----|---|---|---|---|-----|---|
| 1.6 Eng. UL   |    | 10/89-10/90   |           | •  |   | Mod. SA       | <b>13-0023</b> |                |    |    | 21   | 73   | 91 |    |   |   |   |   |     |   |
|   |   | 90-94   |           | •  |   | Mod. SC-SE    | <b>13-0118</b> |                |    |    | 21   | 73   | 91 |    |   |   |   |   |     |   |
|   |    | 10/89-10/90   |           | •  |   | Mod. SA       | <b>15-1024</b> |                | 24 | 22 | 52   | 79   | 56 |    |   |   |   |   | 3   | 1 |
|   |   | 90-94   |           | •  |   | Mod. SC-SE    | <b>15-1141</b> |                | 26 | 22 | 56   | 79   | 62 |    |   |   |   |   | 3   | 2 |
| <b>Laser '81-'94</b>  |   |   | L/R       |  |  | NOTE          | METELLI ref.   | ABS            | A  | B  | C    | D    | E  | F  | H | I | L | M | Fig |   |
| 1.3   |  | 86-   |           | •  |   |               | <b>14-0025</b> |                |    |    | 23   | 74   | 92 |    |   |   |   |   |     |   |
|   |  | 86-   |           | •  |   |               | <b>16-1027</b> |                | 24 | 22 | 39,4 | 75,4 |    |    |   |   |   |   |     |   |
| 1.5 (KA-KB) Eng. E5   |  | 81-9/85   |           | •  |   |               | <b>13-0023</b> |                |    |    | 21   | 73   | 91 |    |   |   |   |   |     |   |
|   |  | 81-9/85   |           | •  |   |               | <b>14-0025</b> |                |    |    | 23   | 74   | 92 |    |   |   |   |   |     |   |
|   |  | 81-9/85   |           | •  |   |               | <b>15-1024</b> |                | 24 | 22 | 52   | 79   | 56 |    |   |   |   |   | 3   | 1 |
|   |  | 81-9/85   |           | •  |   |               | <b>16-1027</b> |                | 24 | 22 | 39,4 | 75,4 |    |    |   |   |   |   |     |   |
|   | 1.5 T. (BF5P) Eng. E5   |  | 8/85-6/87 |  | •   |               | M/T            | <b>13-0187</b> |    |    |      | 23   | 77 | 91 |   |   |   |   |     |   |
|  |   | 8/85-6/87   |           | •  |   | M/T           | <b>15-1254</b> |                | 24 | 23 | 52   | 80   | 56 |    |   |   |   |   | 3   | 1 |
| 1.6 Eng. B6   |  | 10/85-3/90  |           | •  |   | Mod. KC       | <b>13-0023</b> |                |    |    | 21   | 73   | 91 |    |   |   |   |   |     |   |
|   |   | 4/90-2/94   |           | •  |   | Mod. KE-KF-KH | <b>13-0118</b> |                |    |    | 21   | 73   | 91 |    |   |   |   |   |     |   |
|   |  | 10/85-3/90  |           | •  |   | Mod. KC       | <b>15-1024</b> |                | 24 | 22 | 52   | 79   | 56 |    |   |   |   |   | 3   | 1 |
|   |   | 4/90-2/94   |           | •  |   | Mod. KE-KF-KH | <b>15-1141</b> |                | 26 | 22 | 56   | 79   | 62 |    |   |   |   |   | 3   | 2 |















## FORD AUSTRALIA

| <b>Laser '81-'94</b>        |   |  | L/R |  |  | NOTE | METELLI ref. | ABS | A  | B  | C    | D    | E  | F | H | I | L | M | Fig |
|-----------------------------|---|---|-----|---|--|------|--------------|-----|----|----|------|------|----|---|---|---|---|---|-----|
| 1.6 LHD                     |  | 86-   |     |   | •  |      | 14-0025      |     |    |    | 23   | 74   | 92 |   |   |   |   |   |     |
|                             |  | 86-   |     |   | •  |      | 16-1027      |     | 24 | 22 | 39,4 | 75,4 |    |   |   |   |   |   |     |
| 1.6 T., 4WD (BF-MP) Eng. B6 |  | 10/85-10/89   |     |   | •  | FWD  | 13-0187      |     |    |    | 23   | 77   | 91 |   |   |   |   |   |     |
|                             |  | 10/85-10/89   |     |   | •  | FWD  | 15-1254      |     | 24 | 23 | 52   | 80   | 56 |   |   |   |   | 3 | 1   |
| 1.8 (KE-KF-KH)              |  | 4/90-2/94   |     |   | •  |      | 13-0118      |     |    |    | 21   | 73   | 91 |   |   |   |   |   |     |
|                             |  | 4/90-2/94   |     |   | •  |      | 15-1141      |     | 26 | 22 | 56   | 79   | 62 |   |   |   |   | 3 | 2   |
| <b>Meteor</b>               |   |  | L/R |  |  | NOTE | METELLI ref. | ABS | A  | B  | C    | D    | E  | F | H | I | L | M | Fig |
| 1.5 (GA-GB) Eng. E5         |  | 81-9/85   |     |   | •  |      | 13-0023      |     |    |    | 21   | 73   | 91 |   |   |   |   |   |     |
|                             |  | 81-9/85   |     |   | •  |      | 15-1024      |     | 24 | 22 | 52   | 79   | 56 |   |   |   |   | 3 | 1   |
| <b>Telstar</b>              |   |  | L/R |  |  | NOTE | METELLI ref. | ABS | A  | B  | C    | D    | E  | F | H | I | L | M | Fig |
| 2.0 (AR-AS-AT) Eng. FE      |  | 83-88   |     |   | •  |      | 13-0040      |     |    |    | 25   | 86   | 96 |   |   |   |   |   |     |
|                             |  | 83-88   |     |   | •  |      | 15-1042      |     | 26 | 25 | 52   | 89,5 | 62 |   |   |   |   | 3 | 1   |
















## FORD BRASIL






































| <b>Belina I '71-'77</b>  |   |    | L/R |    |    | NOTE    | METELLI ref. | ABS | A  | B  | C  | D  | E   | F | H | I | L | M | Fig |
|--------------------------|---|---|-----|---|--|---------|--------------|-----|----|----|----|----|-----|---|---|---|---|---|-----|
| All models               |    | 1/71-9/77   |     |   | •  |         | 15-1233      |     | 24 | 30 | 46 | 80 | 79  |   |   |   |   | 5 | 3   |
| <b>Belina II '77-'86</b> |   |    | L/R |    |    | NOTE    | METELLI ref. | ABS | A  | B  | C  | D  | E   | F | H | I | L | M | Fig |
| All models               |   | 9/77-12/86  |     |   | •  |         | 15-1233      |     | 24 | 30 | 46 | 80 | 79  |   |   |   |   | 5 | 3   |
| <b>Corcel II '77-'86</b> |   |  | L/R |  |  | NOTE    | METELLI ref. | ABS | A  | B  | C  | D  | E   | F | H | I | L | M | Fig |
| All models               |  | 9/77-12/86  |     |   | •  |         | 15-1233      |     | 24 | 30 | 46 | 80 | 79  |   |   |   |   | 5 | 3   |
| <b>Del Rey '81-'89</b>   |   |  | L/R |  |  | NOTE    | METELLI ref. | ABS | A  | B  | C  | D  | E   | F | H | I | L | M | Fig |
| All models               |  | 1/81-7/89   |     |   | •  | M/T+A/T | 15-1233      |     | 24 | 30 | 46 | 80 | 79  |   |   |   |   | 5 | 3   |
| <b>Escort '83-'92</b>    |   |  | L/R |  |  | NOTE    | METELLI ref. | ABS | A  | B  | C  | D  | E   | F | H | I | L | M | Fig |
| 1.6                      |  | 83-11/92  |     |   | •  | +/-ABS  | 13-0017      |     |    |    | 20 | 78 | 103 |   |   |   |   |   |     |
|                          |  | 83-11/92  |     |   | •  | +/-ABS  | 15-1014      |     | 23 | 22 | 55 | 84 | 61  |   |   |   |   | 4 | 3   |

























































| <b>Festiva</b>        |   |  | L/R       |  |  | NOTE                   | METELLI ref. | ABS | A  | B  | C  | D  | E   | F | H | I | L | M | Fig |   |
|-----------------------|---|---|-----------|---|--|------------------------|--------------|-----|----|----|----|----|-----|---|---|---|---|---|-----|---|
| All models            |  | 86-90   |           | •   |  | 1.3 Eng. DAJ, DA3 DOHC | 13-0194      |     |    |    | 20 | 70 | 120 |   |   |   |   |   |     |   |
|                       |   | 88-92   |           | •   |  | Exc. 1.3               | 13-0142      |     |    |    | 19 | 66 | 94  |   |   |   |   |   |     |   |
|                       |  | 86-90   |           | •   |  | 1.3 Eng. DAJ, DA3 DOHC | 15-1261      |     | 24 | 20 | 52 | 72 | 56  |   |   |   |   |   | 3   | 1 |
|                       |   | 88-92   |           | •   |  | Exc. 1.3               | 15-1171      |     | 24 | 19 | 52 | 71 | 56  |   |   |   |   |   | 3   | 1 |
| <b>Pampa '81-'89</b>  |   |  | L/R       |  |  | NOTE                   | METELLI ref. | ABS | A  | B  | C  | D  | E   | F | H | I | L | M | Fig |   |
| 2WD, 4WD              |   |  | 5/81-7/89 |   | •  | FWD                    | 15-1233      |     | 24 | 30 | 46 | 80 | 79  |   |   |   |   |   | 5   | 3 |
| <b>Verona '90-'92</b> |   |  | L/R       |  |  | NOTE                   | METELLI ref. | ABS | A  | B  | C  | D  | E   | F | H | I | L | M | Fig |   |
| 1.6                   |  | 1/90-12/92  |           | •   |  | +/-ABS                 | 13-0017      |     |    |    | 20 | 78 | 103 |   |   |   |   |   |     |   |
|                       |  | 1/90-12/92  |           | •   |  | +/-ABS                 | 15-1014      |     | 23 | 22 | 55 | 84 | 61  |   |   |   |   |   | 4   | 3 |






















### FORD EUROPE
































| <b>C-Max II '07-'10</b>          |   |  | L/R |  |  | NOTE | METELLI ref. | ABS | A  | B  | C    | D    | E    | F | H | I | L | M   | Fig |   |
|----------------------------------|---|---|-----|---|--|------|--------------|-----|----|----|------|------|------|---|---|---|---|-----|-----|---|
| 1.6 (74 kW) Eng. SHDA            |    | 07-   |     | •   |  |      | 13-0386      |     |    |    | 31   | 75   | 115  |   |   |   |   |     |     |   |
|                                  |    | 07-   |     | •   |  |      | 15-1564      |     | 36 | 24 | 56,5 | 81   | 48   |   |   |   |   | 13a | 1   |   |
| 1.6 TDCi (66 kW) Eng. HHDA/ B    |    | 07-   | L   | •   |  |      | 13-0357      |     |    |    | 21   | 85   | 103  |   |   |   |   |     |     |   |
|                                  |   | 07-   | R   | •   |  |      | 13-0451      |     |    |    | 37,5 | 85,5 | 115  |   |   |   |   |     |     |   |
|                                  |    | 07-   | L   | •   |  |      | 15-1510      |     | 36 | 26 | 56,4 | 86,9 | 48,4 |   |   |   |   |     | 13a | 1 |
|                                  |   | 07-   | R   | •   |  |      | 15-1677      |     | 36 | 26 | 56,4 | 86,9 | 48,4 |   |   |   |   |     | 13a | 1 |
| 1.6 TDCi (74 kW) Eng. G8DC/ MTDA |   | 07-   | L   | •   |  |      | 13-0357      |     |    |    | 21   | 85   | 103  |   |   |   |   |     |     |   |
|                                  |   | 07-   | R   | •   |  |      | 13-0451      |     |    |    | 37,5 | 85,5 | 115  |   |   |   |   |     |     |   |
|                                  |  | 07-   | L   | •   |  |      | 15-1510      |     | 36 | 26 | 56,4 | 86,9 | 48,4 |   |   |   |   |     | 13a | 1 |
|                                  |   | 07-   | R   | •   |  |      | 15-1677      |     | 36 | 26 | 56,4 | 86,9 | 48,4 |   |   |   |   |     | 13a | 1 |
| 1.6 TDCi (80 kW) Eng. G8DB       |  | 07-   | L   | •   |  |      | 13-0357      |     |    |    | 21   | 85   | 103  |   |   |   |   |     |     |   |
|                                  |   | 07-   | R   | •   |  |      | 13-0451      |     |    |    | 37,5 | 85,5 | 115  |   |   |   |   |     |     |   |
|                                  |  | 07-   | L   | •   |  |      | 15-1510      |     | 36 | 26 | 56,4 | 86,9 | 48,4 |   |   |   |   |     | 13a | 1 |
|                                  |   | 07-   | R   | •   |  |      | 15-1677      |     | 36 | 26 | 56,4 | 86,9 | 48,4 |   |   |   |   |     | 13a | 1 |
| 1.8 TDCi (85 kW) Eng. KKDA       |  | 07-   | L   | •   |  |      | 13-0357      |     |    |    | 21   | 85   | 103  |   |   |   |   |     |     |   |
|                                  |  | 07-   | L   | •   |  |      | 15-1510      |     | 36 | 26 | 56,4 | 86,9 | 48,4 |   |   |   |   |     | 13a | 1 |
| 1.8, Flexifuel (92 kW) Eng. HDEA |  | 07-   |     | •   |  |      | 13-0385      |     |    |    | 23   | 77   | 105  |   |   |   |   |     |     |   |
|                                  |  | 07-   |     | •   |  |      | 15-1777      |     | 36 | 23 | 56   | 82,1 | 48   |   |   |   |   |     | 13a | 2 |


































| <b>C-Max II '07-'10</b>                                |   |  | L/R |  |  | NOTE            | METELLI ref. | ABS | A  | B  | C    | D    | E   | F | H | I | L | M | Fig |   |
|--|---|---|-----|---|--|-----------------|--------------|-----|----|----|------|------|-----|---|---|---|---|---|-----|---|
| 2.0 TDCi (100 kW) Eng. G6DB/ D                         |    | 07-10   |     | •   |  | M/T, 6Sp        | 13-0384      |     |    |    | 25   | 90   | 107 |   |   |   |   |   |     |   |
|  |    | 07-10   |     | •   |  | M/T, 6Sp        | 15-1776      |     | 36 | 26 | 56,2 | 90,9 | 49  |   |   |   |   |   | 13a | 2 |
| 2.0 TDCi (81 kW) Eng. C20DD0X                          |    | 08-   |     | •   |  | M/T, 6Sp        | 13-0384      |     |    |    | 25   | 90   | 107 |   |   |   |   |   |     |   |
|  |    | 08-   |     | •   |  | M/T, 6Sp        | 15-1776      |     | 36 | 26 | 56,2 | 90,9 | 49  |   |   |   |   |   | 13a | 2 |
| 2.0, CNG, LPG (107 kW) Eng. SYDA/ AODA/ B              |    | 07-   |     | •   |  |                 | 13-0385      |     |    |    | 23   | 77   | 105 |   |   |   |   |   |     |   |
|  |    | 07-   |     | •   |  |                 | 15-1777      |     | 36 | 23 | 56   | 82,1 | 48  |   |   |   |   |   | 13a | 2 |
| <b>Consul (GGCL,FL,NL) '72-'75</b>                     |   |  | L/R |  |  | NOTE            | METELLI ref. | ABS | A  | B  | C    | D    | E   | F | H | I | L | M | Fig |   |
| 1.7, Coupe, SW (48-51-55 kW) Eng. 17M/ EV17L           |    | 72-75   |     | •   | •  | M/T             | 14-0007      |     |    |    | 25   | 62   | 81  |   |   |   |   |   |     |   |
|  |    | 72-75   |     | •   | •  | M/T             | 16-1005      |     |    | 25 |      | 100  |     |   |   |   |   |   |     |   |
| 2.0 (60-66 kW) Eng. 2602E/ 2724E/ 3006E/ 3010E         |    | 72-75   |     | •   | •  | M/T             | 14-0007      |     |    |    | 25   | 62   | 81  |   |   |   |   |   |     |   |
|  |    | 72-75   |     | •   | •  | M/T             | 16-1005      |     |    | 25 |      | 100  |     |   |   |   |   |   |     |   |
| 2.0, Coupe, SW (73 kW) Eng. TL20H                      |    | 72-75   |     | •   | •  | M/T             | 14-0007      |     |    |    | 25   | 62   | 81  |   |   |   |   |   |     |   |
|  |    | 72-75   |     | •   | •  | M/T             | 16-1005      |     |    | 25 |      | 100  |     |   |   |   |   |   |     |   |
| 2.3, Coupe, SW (79 kW) Eng. YYE/ TV23                  |    | 72-75   |     | •   | •  | M/T             | 14-0007      |     |    |    | 25   | 62   | 81  |   |   |   |   |   |     |   |
|  |    | 72-75   |     | •   | •  | M/T             | 16-1005      |     |    | 25 |      | 100  |     |   |   |   |   |   |     |   |
| <b>Escort III (GAA) '80-'86</b>                        |   |  | L/R |  |  | NOTE            | METELLI ref. | ABS | A  | B  | C    | D    | E   | F | H | I | L | M | Fig |   |
| 1.1 (43 kW) Eng. GPA/ GMA/ GLB/ GLA/ GLW               |    | 80-83   |     | •   |  |                 | 13-0037      |     |    |    | 20   | 68   | 100 |   |   |   |   |   |     |   |
|  |    | 80-83   |     | •   |  |                 | 15-1037      |     | 23 | 20 | 50   | 72   | 61  |   |   |   |   |   | 4   | 3 |
| 1.1, SW (37 kW) Eng. GSB/ C/ E/ F/ G/ H                |   | 83-85   |     | •   |  |                 | 13-0037      |     |    |    | 20   | 68   | 100 |   |   |   |   |   |     |   |
|  |  | 83-85   |     | •   |  |                 | 15-1037      |     | 23 | 20 | 50   | 72   | 61  |   |   |   |   |   | 4   | 3 |
| 1.3, SW, Cabrio (51 kW) Eng. JPA/ C                    |  | 8/80-12/85  |     | •   |  | +/-ABS          | 13-0017      |     |    |    | 20   | 78   | 103 |   |   |   |   |   |     |   |
|  |  | 8/80-12/85  |     | •   |  | +/-ABS          | 15-1014      |     | 23 | 22 | 55   | 84   | 61  |   |   |   |   |   | 4   | 3 |
| 1.6 (71 kW) Eng. LP1/ LP2/ LUA/ B/ C/ D/ H             |  | 80-82   |     | •   |  | +/-ABS, M/T     | 13-0017      |     |    |    | 20   | 78   | 103 |   |   |   |   |   |     |   |
|  |  | 80-82   |     | •   |  | +/-ABS, M/T     | 15-1014      |     | 23 | 22 | 55   | 84   | 61  |   |   |   |   |   | 4   | 3 |
| 1.6 D, SW (40 kW) Eng. LTA/ B/ C                       |  | 2/84-12/85  |     | •   |  | +/-ABS          | 13-0017      |     |    |    | 20   | 78   | 103 |   |   |   |   |   |     |   |
|  |  | 2/84-12/85  |     | •   |  | +/-ABS          | 15-1014      |     | 23 | 22 | 55   | 84   | 61  |   |   |   |   |   | 4   | 3 |
| 1.6 i (66 kW) Eng. L4B                                 |  | 7/85-12/85  |     | •   |  | +/-ABS, M/T+A/T | 13-0017      |     |    |    | 20   | 78   | 103 |   |   |   |   |   |     |   |
|  |  | 7/85-12/85  |     | •   |  | +/-ABS, M/T+A/T | 15-1014      |     | 23 | 22 | 55   | 84   | 61  |   |   |   |   |   | 4   | 3 |
| 1.6, SW, Cabrio (58 kW) Eng. LP1/ LP2/ LUA/ B/ C/ D/ H |  | 8/80-12/85  |     | •   |  | +/-ABS, M/T+A/T | 13-0017      |     |    |    | 20   | 78   | 103 |   |   |   |   |   |     |   |
|  |  | 8/80-12/85  |     | •   |  | +/-ABS, M/T+A/T | 15-1014      |     | 23 | 22 | 55   | 84   | 61  |   |   |   |   |   | 4   | 3 |

| Escort IV (GAF,AWF,ABFT) '85-'90                   |   |  | L/R |  |  | NOTE                           | METELLI ref. | ABS | A  | B  | C  | D  | E   | F | H | I | L | M | Fig |   |
|--|---|---|-----|---|---|--------------------------------|--------------|-----|----|----|----|----|-----|---|---|---|---|---|-----|---|
| 1.1, SW (37-40 kW) Eng. GSB/ C/ E/ F/ G/ H         |    | 8/88-8/90   | •   |   |   | +/-ABS                         | 13-0017      |     |    |    | 20 | 78 | 103 |   |   |   |   |   |     |   |
|  |   | 85-7/88   | •   |   |   |                                | 13-0037      |     |    |    | 20 | 68 | 100 |   |   |   |   |   |     |   |
|  |    | 85-7/88   |     |   | •   |                                | 14-0009      |     |    |    | 19 | 68 | 96  |   |   |   |   |   |     |   |
|  |    | 8/88-8/90   | •   |   |   | +/-ABS                         | 15-1014      |     | 23 | 22 | 55 | 84 | 61  |   |   |   |   | 4 | 3   |   |
|  |   | 85-7/88   | •   |   |   |                                | 15-1037      |     | 23 | 20 | 50 | 72 | 61  |   |   |   |   |   | 4   | 3 |
|  |    | 85-7/88   |     |   | •   |                                | 16-1007      |     | 23 | 20 | 40 | 75 |     |   |   |   |   |   |     |   |
| 1.3 (46 kW) Eng. JBA                               |    | 7/88-8/90   | •   |   |   | M/T                            | 13-0037      |     |    |    | 20 | 68 | 100 |   |   |   |   |   |     |   |
|  |   | 7/88-8/90   | •   |   |   | +/-ABS                         | 13-0017      |     |    |    | 20 | 78 | 103 |   |   |   |   |   |     |   |
|  |    | 1/86-8/90   |     |   | •   |                                | 14-0009      |     |    |    | 19 | 68 | 96  |   |   |   |   |   |     |   |
|  |    | 7/88-8/90   | •   |   |   | M/T                            | 15-1037      |     | 23 | 20 | 50 | 72 | 61  |   |   |   |   | 4 | 3   |   |
|  |   | 7/88-8/90   | •   |   |   | +/-ABS                         | 15-1014      |     | 23 | 22 | 55 | 84 | 61  |   |   |   |   |   | 4   | 3 |
|  |    | 1/86-8/90   |     |   | •   |                                | 16-1007      |     | 23 | 20 | 40 | 75 |     |   |   |   |   |   |     |   |
| 1.3, SW (44 kW) Eng. JLA/ B/ JBB                   |    | 86-8/90   | •   |   |   |                                | 13-0037      |     |    |    | 20 | 68 | 100 |   |   |   |   |   |     |   |
|  |   | 86-8/90   | •   |   |   | +/-ABS                         | 13-0017      |     |    |    | 20 | 78 | 103 |   |   |   |   |   |     |   |
|  |    | 86-8/90   |     |   | •   |                                | 14-0009      |     |    |    | 19 | 68 | 96  |   |   |   |   |   |     |   |
|  |    | 86-8/90   | •   |   |   |                                | 15-1037      |     | 23 | 20 | 50 | 72 | 61  |   |   |   |   | 4 | 3   |   |
|  |   | 86-8/90   | •   |   |   | +/-ABS                         | 15-1014      |     | 23 | 22 | 55 | 84 | 61  |   |   |   |   |   | 4   | 3 |
|  |    | 86-8/90   |     |   | •   |                                | 16-1007      |     | 23 | 20 | 40 | 75 |     |   |   |   |   |   |     |   |
| 1.3, SW (51 kW) Eng. JPA/ C                        |    | 86-88   | •   |   |   |                                | 13-0037      |     |    |    | 20 | 68 | 100 |   |   |   |   |   |     |   |
|  |   | 86-88   | •   |   |   | +/-ABS                         | 13-0017      |     |    |    | 20 | 78 | 103 |   |   |   |   |   |     |   |
|  |    | 86-88   |     |   | •   |                                | 14-0009      |     |    |    | 19 | 68 | 96  |   |   |   |   |   |     |   |
|  |  | 86-88   | •   |   |   |                                | 15-1037      |     | 23 | 20 | 50 | 72 | 61  |   |   |   |   | 4 | 3   |   |
|  |   | 86-88   | •   |   |   | +/-ABS                         | 15-1014      |     | 23 | 22 | 55 | 84 | 61  |   |   |   |   |   | 4   | 3 |
|  |  | 86-88   |     |   | •   |                                | 16-1007      |     | 23 | 20 | 40 | 75 |     |   |   |   |   |   |     |   |
| 1.4, Cabrio, SW (54 kW) Eng. F6D/ F6B/ FUC         |  | 1/86-8/90   | •   |   |   | +/-ABS, M/T+A/T                | 13-0017      |     |    |    | 20 | 78 | 103 |   |   |   |   |   |     |   |
|  |  | 1/86-8/90   | •   |   |   | +/-ABS, M/T+A/T                | 15-1014      |     | 23 | 22 | 55 | 84 | 61  |   |   |   |   | 4 | 3   |   |
| 1.4, Cabrio, SW (55 kW) Eng. FUA/ B/ C/ D/ G/ H/ J |  | 1/86-8/90   | •   |   |   | +/-ABS, M/T+A/T                | 13-0017      |     |    |    | 20 | 78 | 103 |   |   |   |   |   |     |   |
|  |  | 1/86-8/90   | •   |   |   | +/-ABS, M/T+A/T                | 15-1014      |     | 23 | 22 | 55 | 84 | 61  |   |   |   |   | 4 | 3   |   |
| 1.6 D, SW (40 kW) Eng. LTA/ B/ C                   |  | 1/86-8/90   | •   |   |   | +/-ABS                         | 13-0017      |     |    |    | 20 | 78 | 103 |   |   |   |   |   |     |   |
|  |  | 1/86-8/90   | •   |   |   | +/-ABS                         | 15-1014      |     | 23 | 22 | 55 | 84 | 61  |   |   |   |   | 4 | 3   |   |
| 1.6 i, Cabrio (75 kW) Eng. LJB                     |  | 89-90   | •   |   |   | +/-ABS, M/T+A/T, G.Box:ATX/CTX | 13-0017      |     |    |    | 20 | 78 | 103 |   |   |   |   |   |     |   |
|  |  | 89-90   | •   |   |   | +/-ABS, M/T+A/T, G.Box:ATX/CTX | 15-1014      |     | 23 | 22 | 55 | 84 | 61  |   |   |   |   | 4 | 3   |   |






























| Escort IV (GAF,AWF,ABFT) '85-'90                      |   |  | L/R |  |  | NOTE                           | METELLI ref. | ABS | A  | B  | C    | D  | E    | F  | H  | I  | L   | M   | Fig |
|---|---|---|-----|---|--|--------------------------------|--------------|-----|----|----|------|----|------|----|----|----|-----|-----|-----|
| 1.6 i, Cabrio, SW (66 kW) Eng. L4B                    |    | 1/86-8/90   |     | ●   |  | +/-ABS, M/T+A/T, G.Box:ATX/CTX | 13-0017      |     |    |    | 20   | 78 | 103  |    |    |    |     |     |     |
|   |    | 1/86-8/90   |     | ●   |  | +/-ABS, M/T+A/T, G.Box:ATX/CTX | 15-1014      |     | 23 | 22 | 55   | 84 | 61   |    |    |    |     | 4   | 3   |
| 1.6, Cabrio, SW (58 kW) Eng. LP1/LP2/ LUA/ B/ C/ D/ H |    | 1/86-8/90   |     | ●   |  | +/-ABS, M/T+A/T                | 13-0017      |     |    |    | 20   | 78 | 103  |    |    |    |     |     |     |
|   |    | 1/86-8/90   |     | ●   |  | +/-ABS, M/T+A/T                | 15-1014      |     | 23 | 22 | 55   | 84 | 61   |    |    |    |     | 4   | 3   |
| 1.8 D, SW (44 kW) Eng. RTA/ B/ C/ D/ E/ F/ G/ H/ J/ K |    | 4/86-8/90   |     | ●   |  | +/-ABS                         | 13-0017      |     |    |    | 20   | 78 | 103  |    |    |    |     |     |     |
|   |    | 4/86-8/90   |     | ●   |  | +/-ABS                         | 15-1014      |     | 23 | 22 | 55   | 84 | 61   |    |    |    |     | 4   | 3   |
| Escort V (GAL) '90-'92                                |   |  | L/R |  |  | NOTE                           | METELLI ref. | ABS | A  | B  | C    | D  | E    | F  | H  | I  | L   | M   | Fig |
| 1.3, SW (44 kW) Eng. J4B/ J6A                         |    | 7/90-9/92   |     | ●   |  | +/-ABS                         | 13-0134      |     |    |    | 20   | 78 | 103  |    |    |    |     |     |     |
|   |   | 7/90-9/92   |     | ●   |  | +/-ABS, M/T                    | 13-0037      |     |    |    | 20   | 68 | 100  |    |    |    |     |     |     |
|   |    | 7/90-9/92   |     | ●   |  | +/-ABS                         | 15-1156      |     | 23 | 22 | 48   | 84 | 51   |    |    |    |     | 4   | 3   |
|   |   | 7/90-9/92   |     | ●   |  | +/-ABS, M/T                    | 15-1041      |     | 23 | 20 | 60   | 72 | 50   |    |    |    |     | 4   | 3   |
| 1.4, Cabrio, SW (52 kW) Eng. F6A/ B/ C/ D/ E/ F/ G    |    | 7/90-9/92   |     | ●   |  | +/-ABS                         | 13-0134      |     |    |    | 20   | 78 | 103  |    |    |    |     |     |     |
|   |   | 9/90-9/92   |     | ●   |  | +/-ABS                         | 13-0102      |     |    |    | 20   | 78 | 103  |    |    |    |     |     |     |
|   |    | 7/90-9/92   |     | ●   |  | +/-ABS                         | 15-1156      |     | 23 | 22 | 48   | 84 | 51   |    |    |    |     | 4   | 3   |
|   |   | 9/90-9/92   |     | ●   |  | +/-ABS                         | 15-1125      |     | 25 | 22 | 56,6 | 84 | 55,5 |    |    |    |     | 4   | 3   |
|   |    | 90-92   | L   |   |  | -ABS                           | 17-0249      |     | 25 | 22 | 23   | 81 | 84   | 30 | 88 | 61 | 606 | s16 |     |
|   |   | 90-92   | R   |   |  | -ABS                           | 17-0250      |     | 25 | 22 | 23   | 81 | 84   | 30 | 88 | 61 | 904 | s16 |     |
| 1.6i, 16v (66 kW) Eng. LUG/ K/ J                      |    | 9/90-92   |     | ●   |  | +/-ABS                         | 13-0102      |     |    |    | 20   | 78 | 103  |    |    |    |     |     |     |
|   |    | 9/90-92   |     | ●   |  | +/-ABS                         | 15-1125      |     | 25 | 22 | 56,6 | 84 | 55,5 |    |    |    |     | 4   | 3   |
|   |    | 90-92   | L   |   |  |                                | 17-0249      |     | 25 | 22 | 23   | 81 | 84   | 30 | 88 | 61 | 606 | s16 |     |
|   |   | 90-92   | R   |   |  |                                | 17-0250      |     | 25 | 22 | 23   | 81 | 84   | 30 | 88 | 61 | 904 | s16 |     |
| 1.6i, Cabrio, SW (77 kW) Eng. LJF                     |    | 9/90-92   |     | ●   |  | +/-ABS                         | 13-0102      |     |    |    | 20   | 78 | 103  |    |    |    |     |     |     |
|   |    | 9/90-92   |     | ●   |  | +/-ABS                         | 15-1125      |     | 25 | 22 | 56,6 | 84 | 55,5 |    |    |    |     | 4   | 3   |
| 1.8 16v XR3i, Cabrio (96 kW) Eng. RQB/ C              |   | 2/92-12/92  |     | ●   |  | +/-ABS, G.Box:MTX75            | 13-0161      |     |    |    | 25   | 90 | 107  |    |    |    |     |     |     |
|   |   | 9/92-12/92  |     | ●   |  | +/-ABS, G.Box:MTX              | 13-0102      |     |    |    | 20   | 78 | 103  |    |    |    |     |     |     |
|   |  | 2/92-12/92  |     | ●   |  | +/-ABS, G.Box:MTX75            | 15-1198      |     | 25 | 25 | 56,6 | 90 | 56   |    |    |    |     | 4   | 3   |
|   |   | 9/92-12/92  |     | ●   |  | +/-ABS, G.Box:MTX              | 15-1125      |     | 25 | 22 | 56,6 | 84 | 55,5 |    |    |    |     | 4   | 3   |
| 1.8 D, SW (44 kW) Eng. RTA/ B/ C/ D/ E/ F/ G/ H/ J/ K |  | 9/90-12/92  |     | ●   |  | +/-ABS                         | 13-0102      |     |    |    | 20   | 78 | 103  |    |    |    |     |     |     |
|   |  | 9/90-12/92  |     | ●   |  | +/-ABS                         | 15-1125      |     | 25 | 22 | 56,6 | 84 | 55,5 |    |    |    |     | 4   | 3   |
|   |  | 9/90-12/92  | L   |   |  | -ABS, G.Box:MTX                | 17-0249      |     | 25 | 22 | 23   | 81 | 84   | 30 | 88 | 61 | 606 | s16 |     |
|   |   | 9/90-12/92  | R   |   |  | -ABS, G.Box:MTX                | 17-0250      |     | 25 | 22 | 23   | 81 | 84   | 30 | 88 | 61 | 904 | s16 |     |






































| <b>Escort V (GAL) '90-'92</b>                                    |   |  | L/R |  |  | NOTE                         | METELLI ref.     | ABS            | A  | B    | C  | D    | E    | F  | H  | I    | L   | M | Fig |   |
|--|---|---|-----|---|---|------------------------------|------------------|----------------|----|------|----|------|------|----|----|------|-----|---|-----|---|
| 1.8i 16v XR3i, Cabrio, SW (77 kW) Eng. RDA/ B                    |    | 2/92-12/92  |     | ●   |   | +/-ABS, G.Box:MTX75          | <b>13-0161</b>   |                |    |      | 25 | 90   | 107  |    |    |      |     |   |     |   |
|  |   | 9/92-12/92  |     | ●   |   | +/-ABS, G.Box:MTX            | <b>13-0102</b>   |                |    |      | 20 | 78   | 103  |    |    |      |     |   |     |   |
|  |    | 2/92-12/92  |     | ●   |   | +/-ABS, G.Box:MTX75          | <b>15-1198</b>   | 25             | 25 | 56,6 | 90 | 56   |      |    |    |      |     |   | 4   | 3 |
|  |   | 9/92-12/92  |     | ●   |   | +/-ABS, G.Box:MTX            | <b>15-1125</b>   | 25             | 22 | 56,6 | 84 | 55,5 |      |    |    |      |     |   | 4   | 3 |
|  |    | 2/92-12/92  | L   |   |   |                              | M/T, G.Box:MTX75 | <b>17-0090</b> | 25 |      | 26 | 90   | 87,2 | 37 | 88 | 68,5 | 598 |   | s3  |   |
|  |   | 2/92-12/92  | R   |   |   |                              | M/T, G.Box:MTX75 | <b>17-0091</b> | 25 |      | 26 | 90   | 87,2 | 37 | 88 | 68,5 | 907 |   | s3  |   |
| 2.0 RS, 4WD (110 kW) Eng. N7A                                    |    | 5/91-12/92  |     | ●   |   | +/-ABS, G.Box:MTX75          | <b>13-0161</b>   |                |    |      | 25 | 90   | 107  |    |    |      |     |   |     |   |
|  |   | 5/91-12/92  |     | ●   |   | +/-ABS, G.Box:MTX75          | <b>15-1198</b>   | 25             | 25 | 56,6 | 90 | 56   |      |    |    |      |     | 4 | 3   |   |
|  |    | 5/91-12/92  | L   |   |   |                              | M/T, G.Box:MTX75 | <b>17-0090</b> | 25 |      | 26 | 90   | 87,2 | 37 | 88 | 68,5 | 598 |   | s3  |   |
|  |   | 5/91-12/92  | R   |   |   |                              | M/T, G.Box:MTX75 | <b>17-0091</b> | 25 |      | 26 | 90   | 87,2 | 37 | 88 | 68,5 | 907 |   | s3  |   |
| <b>Escort VI (GAL) '92-'95</b>                                   |   |  | L/R |  |  | NOTE                         | METELLI ref.     | ABS            | A  | B    | C  | D    | E    | F  | H  | I    | L   | M | Fig |   |
| 1.3, SW (44 kW) Eng. J4B/ J6A                                    |    | 92-95   |     | ●   |   | +/-ABS                       | <b>13-0204</b>   |                |    |      | 20 | 68   | 100  |    |    |      |     |   |     |   |
|  |   | 92-95   |     | ●   |   | +/-ABS, G.Box:MTX            | <b>13-0161</b>   |                |    |      | 25 | 90   | 107  |    |    |      |     |   |     |   |
|  |    | 92-95   |     | ●   |   | +/-ABS                       | <b>15-1283</b>   | 25             | 20 | 56,6 | 72 | 56   |      |    |    |      |     |   | 4   | 3 |
|  |   | 92-95   |     | ●   |   | +/-ABS, G.Box:MTX            | <b>15-1198</b>   | 25             | 25 | 56,6 | 90 | 56   |      |    |    |      |     |   | 4   | 3 |
| 1.4 (55 kW) Eng. FUH   |    | 94-95   |     | ●   |   | +/-ABS                       | <b>13-0102</b>   |                |    |      | 20 | 78   | 103  |    |    |      |     |   |     |   |
|  |   | 94-95   |     | ●   |   | +/-ABS                       | <b>15-1125</b>   | 25             | 22 | 56,6 | 84 | 55,5 |      |    |    |      |     | 4 | 3   |   |
| 1.4, Cabrio, SW (52 kW) Eng. F6A/ B/ C/ D/ E/ F/ G               |    |   |     | ●   |   | +/-ABS                       | <b>13-0102</b>   |                |    |      | 20 | 78   | 103  |    |    |      |     |   |     |   |
|  |   |   |     | ●   |   | +/-ABS                       | <b>15-1125</b>   | 25             | 22 | 56,6 | 84 | 55,5 |      |    |    |      |     | 4 | 3   |   |
| 1.4, Cabrio, SW (55 kW) Eng. F4A/ B                              |    | 93-95   |     | ●   |   | +/-ABS                       | <b>13-0102</b>   |                |    |      | 20 | 78   | 103  |    |    |      |     |   |     |   |
|  |   | 93-95   |     | ●   |   | +/-ABS                       | <b>15-1125</b>   | 25             | 22 | 56,6 | 84 | 55,5 |      |    |    |      |     | 4 | 3   |   |
| 1.6i 16v, Cabrio, SW (65-66 kW) Eng. L1E/ F/ G/ H/ J/ K/ L/ N/ Q |   | 94-95   |     | ●   |   | +/-ABS                       | <b>13-0102</b>   |                |    |      | 20 | 78   | 103  |    |    |      |     |   |     |   |
|  |   | 94-95   |     | ●   |   | +/-ABS                       | <b>15-1125</b>   | 25             | 22 | 56,6 | 84 | 55,5 |      |    |    |      |     | 4 | 3   |   |
| 1.8 16v XR3i, Cabrio, SW (96 kW) Eng. RQB/ C                     |  | 92-95   |     | ●   |   | +/-ABS, G.Box:MTX, Exc. SW   | <b>13-0102</b>   |                |    |      | 20 | 78   | 103  |    |    |      |     |   |     |   |
|  |   | 92-95   |     | ●   |   | +/-ABS, G.Box:MTX75, Only SW | <b>13-0161</b>   |                |    |      | 25 | 90   | 107  |    |    |      |     |   |     |   |
|  |  | 92-95   |     | ●   |   | +/-ABS, G.Box:MTX, Exc. SW   | <b>15-1125</b>   | 25             | 22 | 56,6 | 84 | 55,5 |      |    |    |      |     |   | 4   | 3 |
|  |   | 92-95   |     | ●   |   | +/-ABS, G.Box:MTX75, Only SW | <b>15-1198</b>   | 25             | 25 | 56,6 | 90 | 56   |      |    |    |      |     |   | 4   | 3 |
| 1.8 D, SW (44 kW) Eng. RTA/ B/ C/ D/ E/ F/ G/ H/ J/ K            |  | 92-95   |     | ●   |   | +/-ABS                       | <b>13-0102</b>   |                |    |      | 20 | 78   | 103  |    |    |      |     |   |     |   |
|  |   | 92-95   |     | ●   |   | +/-ABS                       | <b>15-1125</b>   | 25             | 22 | 56,6 | 84 | 55,5 |      |    |    |      |     | 4 | 3   |   |
|  |  | 92-95   | L   |   |   |                              | -ABS, G.Box:MTX  | <b>17-0249</b> | 25 | 22   | 23 | 81   | 84   | 30 | 88 | 61   | 606 |   | s16 |   |
|  |   | 92-95   | R   |   |   |                              | -ABS, G.Box:MTX  | <b>17-0250</b> | 25 | 22   | 23 | 81   | 84   | 30 | 88 | 61   | 904 |   | s16 |   |












| <b>Escort VI (GAL) '92-'95</b>  |   |  | L/R |  |  | NOTE                       | METELLI ref.              | ABS            | A  | B    | C    | D    | E    | F  | H  | I    | L   | M  | Fig |   |
|---|---|---|-----|---|--|----------------------------|---------------------------|----------------|----|------|------|------|------|----|----|------|-----|----|-----|---|
| 1.8 TD, SW (66 kW) Eng. RFA/ B/ D/ K/ L/ M/ N/ S                      |    | 2/93-1/95   |     | ●   |  | +/-ABS, M/T, G.Box:MTX75   | <b>13-0161</b>            |                |    |      | 25   | 90   | 107  |    |    |      |     |    |     |   |
|   |    | 2/93-1/95   |     | ●   |  | +/-ABS, M/T, G.Box:MTX75   | <b>15-1198</b>            | 25             | 25 | 56,6 | 90   | 56   |      |    |    |      |     | 4  | 3   |   |
|   |    | 2/93-1/95   | L   |   |  |                            | M/T, G.Box:MTX75          | <b>17-0090</b> | 25 |      | 26   | 90   | 87,2 | 37 | 88 | 68,5 | 598 | s3 |     |   |
|   |   | 2/93-1/95   | R   |   |  |                            | M/T, G.Box:MTX75          | <b>17-0091</b> | 25 |      | 26   | 90   | 87,2 | 37 | 88 | 68,5 | 907 | s3 |     |   |
| 1.8i 16v, Cabrio, SW (77 kW) Eng. RDA/ B                              |    | 93-95   |     | ●   |  | +/-ABS, G.Box:MTX, Exc. SW | <b>13-0102</b>            |                |    |      | 20   | 78   | 103  |    |    |      |     |    |     |   |
|   |    | 93-95   |     | ●   |  | +/-ABS, G.Box:MTX, Exc. SW | <b>15-1125</b>            | 25             | 22 | 56,6 | 84   | 55,5 |      |    |    |      |     | 4  | 3   |   |
|   |    | 93-95   | L   |   |  |                            | M/T, G.Box:MTX75, Only SW | <b>17-0090</b> | 25 |      | 26   | 90   | 87,2 | 37 | 88 | 68,5 | 598 | s3 |     |   |
|   |   | 93-95   | R   |   |  |                            | M/T, G.Box:MTX75, Only SW | <b>17-0091</b> | 25 |      | 26   | 90   | 87,2 | 37 | 88 | 68,5 | 907 | s3 |     |   |
| 2.0 RS, 4WD (110 kW) Eng. N7A   |    | 92-95   |     | ●   |  | +/-ABS, FWD, G.Box:MTX75   | <b>13-0102</b>            |                |    |      | 20   | 78   | 103  |    |    |      |     |    |     |   |
|   |    | 92-95   |     | ●   |  | +/-ABS, FWD, G.Box:MTX75   | <b>15-1125</b>            | 25             | 22 | 56,6 | 84   | 55,5 |      |    |    |      |     | 4  | 3   |   |
|   |    | 92-95   | L   |   |  |                            | M/T, G.Box:MTX75          | <b>17-0090</b> | 25 |      | 26   | 90   | 87,2 | 37 | 88 | 68,5 | 598 | s3 |     |   |
|   |   | 92-95   | R   |   |  |                            | M/T, G.Box:MTX75          | <b>17-0091</b> | 25 |      | 26   | 90   | 87,2 | 37 | 88 | 68,5 | 907 | s3 |     |   |
| <b>Escort VII (GAL,AAL,ABL) '95-'00</b>                               |   |  | L/R |  |  | NOTE                       | METELLI ref.              | ABS            | A  | B    | C    | D    | E    | F  | H  | I    | L   | M  | Fig |   |
| 1.3, SW (44 kW) Eng. J4B/ J6A   |    | 2/95-98   |     | ●   |  | +/-ABS, M/T                | <b>13-0037</b>            |                |    |      | 20   | 68   | 100  |    |    |      |     |    |     |   |
|   |    | 2/95-98   |     | ●   |  | +/-ABS, M/T                | <b>15-1041</b>            | 23             | 20 | 60   | 72   | 50   |      |    |    |      |     | 4  | 3   |   |
| 1.4, Cabrio, SW (55 kW) Eng. F4A/ B/ FUH                              |    | 2/95-98   |     | ●   |  | +/-ABS, M/T                | <b>13-0102</b>            |                |    |      | 20   | 78   | 103  |    |    |      |     |    |     |   |
|   |    | 2/95-98   |     | ●   |  | +/-ABS, M/T                | <b>15-1125</b>            | 25             | 22 | 56,6 | 84   | 55,5 |      |    |    |      |     | 4  | 3   |   |
| 1.6i 16v, Cabrio, SW, 4WD (65-66 kW) Eng. L1E/ F/ G/ H/ J/ K/ L/ N/ Q |    | 2/95-98   |     | ●   |  | +/-ABS, M/T                | <b>13-0102</b>            |                |    |      | 20   | 78   | 103  |    |    |      |     |    |     |   |
|   |    | 2/95-98   |     | ●   |  | +/-ABS, M/T                | <b>15-1125</b>            | 25             | 22 | 56,6 | 84   | 55,5 |      |    |    |      |     | 4  | 3   |   |
| 1.8 16v, Cabrio, SW (85 kW) Eng. RKC                                  |   | 95-98   |     | ●   |  | +/-ABS, M/T                | <b>13-0102</b>            |                |    |      | 20   | 78   | 103  |    |    |      |     |    |     |   |
|   |  | 95-98   |     | ●   |  | +/-ABS, M/T                | <b>15-1125</b>            | 25             | 22 | 56,6 | 84   | 55,5 |      |    |    |      |     | 4  | 3   |   |
| 1.8 D, SW (44 kW) Eng. RTA/ B/ C/ D/ E/ F/ G/ H/ J/ K                 |  | 95-96   |     | ●   |  | +/-ABS                     | <b>13-0102</b>            |                |    |      | 20   | 78   | 103  |    |    |      |     |    |     |   |
|   |  | 95-96   |     | ●   |  | +/-ABS                     | <b>15-1125</b>            | 25             | 22 | 56,6 | 84   | 55,5 |      |    |    |      |     | 4  | 3   |   |
| 1.8 TD, Cabrio, SW (51 kW) Eng. RVA                                   |  | 95-98   |     | ●   |  | +/-ABS, M/T                | <b>13-0102</b>            |                |    |      | 20   | 78   | 103  |    |    |      |     |    |     |   |
|   |  | 95-98   |     | ●   |  | +/-ABS, M/T                | <b>15-1125</b>            | 25             | 22 | 56,6 | 84   | 55,5 |      |    |    |      |     | 4  | 3   |   |
| 1.8 TD, Cabrio, SW (66 kW) Eng. RFA/ B/ D/ K/ L/ M/ N/ S              |  | 95-98   |     | ●   |  | +/-ABS, M/T                | <b>13-0161</b>            |                |    |      | 25   | 90   | 107  |    |    |      |     |    |     |   |
|   |  | 95-98   |     | ●   |  | +/-ABS, M/T                | <b>15-1198</b>            | 25             | 25 | 56,6 | 90   | 56   |      |    |    |      |     | 4  | 3   |   |
| 1.8i 16v, Cabrio, SW (77 kW) Eng. RDA/ B                              |  | 1/95-8/95   |     | ●   |  | +/-ABS                     | <b>13-0102</b>            |                |    |      | 20   | 78   | 103  |    |    |      |     |    |     |   |
|   |   | 1/95-8/95   |     | ●   |  | +/-ABS, G.Box:MTX75        | <b>13-0161</b>            |                |    |      | 25   | 90   | 107  |    |    |      |     |    |     |   |
|   |  | 1/95-8/95   |     | ●   |  |                            | +/-ABS                    | <b>15-1125</b> | 25 | 22   | 56,6 | 84   | 55,5 |    |    |      |     |    | 4   | 3 |
|   |   | 1/95-8/95   |     | ●   |  |                            | +/-ABS, G.Box:MTX75       | <b>15-1198</b> | 25 | 25   | 56,6 | 90   | 56   |    |    |      |     |    | 4   | 3 |
























| Escort VIII (AAL,ABL) '98-'00                         |   |    | L/R |    |    | NOTE    | METELLI ref. | ABS | A  | B  | C    | D    | E    | F | H | I | L | M | Fig |   |  |
|---|---|---|-----|---|--|---------|--------------|-----|----|----|------|------|------|---|---|---|---|---|-----|---|--|
| 1.6i 16v, SW (66 kW) Eng. L1E/ F/ G/ H/ J/ K/ L/ N/ Q |    | 98-00   |     | •   |  | +/-ABS  | 13-0102      |     |    |    | 20   | 78   | 103  |   |   |   |   |   |     |   |  |
|   |    | 98-00   |     | •   |  | +/-ABS  | 15-1125      |     | 25 | 22 | 56,6 | 84   | 55,5 |   |   |   |   | 4 | 3   |   |  |
| 1.8 TD, SW (66 kW) Eng. RFA/ B/ D/ K/ L/ M/ N/ S      |    | 98-00   |     | •   |  | -ABS    | 13-0250      |     |    |    | 21   | 85   | 103  |   |   |   |   |   |     |   |  |
|   |    | 98-00   |     | •   |  | -ABS    | 15-1364      |     | 25 | 30 | 56,6 | 89,9 | 55,5 |   |   |   |   | 4 | 2   |   |  |
| Fiesta I '76-'83                                      |   |    | L/R |    |    | NOTE    | METELLI ref. | ABS | A  | B  | C    | D    | E    | F | H | I | L | M | Fig |   |  |
| 0.95 (29 kW) Eng. TKA/ W/ BL09L/ H                    |    | 5/76-2/83   |     | •   |  | M/T     | 13-0037      |     |    |    | 20   | 68   | 100  |   |   |   |   |   |     |   |  |
|   |    | 9/79-2/83   |     |   | •  | M/T     | 14-0009      |     |    |    | 19   | 68   | 96   |   |   |   |   |   |     |   |  |
|   |    | 5/76-8/80   | •   |   | M/T  | 15-1036 |              | 22  | 20 | 50 | 72   | 61   |      |   |   |   |   |   | 4   | 3 |  |
|   |   | 9/80-2/83   | •   |   | M/T  | 15-1037 |              | 23  | 20 | 50 | 72   | 61   |      |   |   |   |   |   | 4   | 3 |  |
|   |    | 9/79-2/83   |     |   | •  | M/T     | 16-1007      |     | 23 | 20 | 40   | 75   |      |   |   |   |   |   |     |   |  |
| 0.95 (33 kW) Eng. TLA/ BL09L/ H                       |    | 5/76-2/83   |     | •   |  | M/T     | 13-0037      |     |    |    | 20   | 68   | 100  |   |   |   |   |   |     |   |  |
|   |    | 9/79-2/83   |     |   | •  | M/T     | 14-0009      |     |    |    | 19   | 68   | 96   |   |   |   |   |   |     |   |  |
|   |    | 5/76-8/80   | •   |   | M/T  | 15-1036 |              | 22  | 20 | 50 | 72   | 61   |      |   |   |   |   |   | 4   | 3 |  |
|   |   | 9/80-2/83   | •   |   | M/T  | 15-1037 |              | 23  | 20 | 50 | 72   | 61   |      |   |   |   |   |   | 4   | 3 |  |
|   |    | 9/79-2/83   |     |   | •  | M/T     | 16-1007      |     | 23 | 20 | 40   | 75   |      |   |   |   |   |   |     |   |  |
| 1.1 (39 kW) Eng. GMA/ GPA/ GLB/ GLA/ GLW              |    | 9/79-2/83   |     | •   |  | M/T     | 13-0037      |     |    |    | 20   | 68   | 100  |   |   |   |   |   |     |   |  |
|   |    | 9/79-2/83   |     |   | •  | M/T     | 14-0009      |     |    |    | 19   | 68   | 96   |   |   |   |   |   |     |   |  |
|   |    | 8/80-2/83   | •   |   | M/T  | 15-1037 |              | 23  | 20 | 50 | 72   | 61   |      |   |   |   |   |   | 4   | 3 |  |
|   |   | 9/79-7/80   | •   |   | M/T  | 15-1036 |              | 22  | 20 | 50 | 72   | 61   |      |   |   |   |   |   | 4   | 3 |  |
|   |   | 9/79-2/83   |     |   | •  | M/T     | 16-1007      |     | 23 | 20 | 40   | 75   |      |   |   |   |   |   |     |   |  |
| 1.3 (49 kW) Eng. J3E                                  |  | 77-8/83   |     | •   |  | M/T     | 13-0083      |     |    |    | 20   | 78   | 103  |   |   |   |   |   |     |   |  |
|   |  | 77-8/83   |     | •   |  | M/T     | 15-1092      |     | 23 | 22 | 55   | 81   | 61   |   |   |   |   | 4 | 3   |   |  |
| 1.6 XR2 (63 kW) Eng. L3E/ KL16G(751M)                 |  | 9/81-8/83   |     | •   |  | M/T     | 13-0083      |     |    |    | 20   | 78   | 103  |   |   |   |   |   |     |   |  |
|   |  | 9/81-8/83   |     | •   |  | M/T     | 15-1092      |     | 23 | 22 | 55   | 81   | 61   |   |   |   |   | 4 | 3   |   |  |
| Fiesta II (FBD) '83-'89                               |   |  | L/R |  |  | NOTE    | METELLI ref. | ABS | A  | B  | C    | D    | E    | F | H | I | L | M | Fig |   |  |
| 1.0 (33 kW) Eng. TKB                                  |  | 3/83-3/89   |     | •   |  | M/T     | 13-0037      |     |    |    | 20   | 68   | 100  |   |   |   |   |   |     |   |  |
|   |  | 3/83-3/89   |     |   | •  | M/T     | 14-0009      |     |    |    | 19   | 68   | 96   |   |   |   |   |   |     |   |  |
|   |  | 3/83-3/89   |     | •   |  | M/T     | 15-1037      |     | 23 | 20 | 50   | 72   | 61   |   |   |   |   | 4 | 3   |   |  |
|   |  | 3/83-3/89   |     |   | •  | M/T     | 16-1007      |     | 23 | 20 | 40   | 75   |      |   |   |   |   |   |     |   |  |






























































| <b>Fiesta II (FBD) '83-'89</b>                 |   |    | L/R |    |    | NOTE        | METELLI ref. | ABS | A  | B  | C    | D  | E   | F  | H  | I  | L   | M   | Fig |
|--|---|---|-----|---|---|-------------|--------------|-----|----|----|------|----|-----|----|----|----|-----|-----|-----|
| 1.1 (37 kW) Eng. GSB/ C/ E/ F/ G/ H            |    | 3/83-3/89   |     | •   |   | M/T         | 13-0037      |     |    |    | 20   | 68 | 100 |    |    |    |     |     |     |
|  |    | 3/83-3/89   |     |   | •   | M/T         | 14-0009      |     |    |    | 19   | 68 | 96  |    |    |    |     |     |     |
|  |    | 3/83-3/89   |     | •   |   | M/T         | 15-1037      |     | 23 | 20 | 50   | 72 | 61  |    |    |    |     | 4   | 3   |
|  |    | 3/83-3/89   |     |   | •   | M/T         | 16-1007      |     | 23 | 20 | 40   | 75 |     |    |    |    |     |     |     |
| 1.3 (51 kW) Eng. JPA/ C                        |    | 3/83-1/87   |     | •   |   | M/T         | 13-0083      |     |    |    | 20   | 78 | 103 |    |    |    |     |     |     |
|  |    | 3/83-1/87   |     | •   |   | M/T         | 15-1092      |     | 23 | 22 | 55   | 81 | 61  |    |    |    |     | 4   | 3   |
| 1.4 (52 kW) Eng. F6A/ B/ C/ D/ E/ F/ G         |    | 5/86-11/89  |     | •   |   | +/-ABS      | 13-0017      |     |    |    | 20   | 78 | 103 |    |    |    |     |     |     |
|  |    | 5/86-11/89  |     | •   |   | +/-ABS      | 15-1014      |     | 23 | 22 | 55   | 84 | 61  |    |    |    |     | 4   | 3   |
| 1.4 (54 kW) Eng. FUA/ B/ C/ D/ G/ H/ J         |    | 87-89   |     | •   |   | +/-ABS      | 13-0017      |     |    |    | 20   | 78 | 103 |    |    |    |     |     |     |
|  |    | 87-89   |     | •   |   | +/-ABS      | 15-1014      |     | 23 | 22 | 55   | 84 | 61  |    |    |    |     | 4   | 3   |
| 1.4 (55 kW) Eng. FUB                           |    | 10/85-5/86  |     | •   |   | M/T         | 13-0083      |     |    |    | 20   | 78 | 103 |    |    |    |     |     |     |
|  |   | 5/86-11/89  |     | •   |   | +/-ABS      | 13-0017      |     |    |    | 20   | 78 | 103 |    |    |    |     |     |     |
|  |    | 10/85-5/86  |     | •   |   | M/T         | 15-1092      |     | 23 | 22 | 55   | 81 | 61  |    |    |    |     | 4   | 3   |
|  |   | 5/86-11/89  |     | •   |   | +/-ABS      | 15-1014      |     | 23 | 22 | 55   | 84 | 61  |    |    |    |     | 4   | 3   |
| 1.6 D (40 kW) Eng. LTB                         |    | 4/84-4/88   |     | •   |   | M/T         | 13-0083      |     |    |    | 20   | 78 | 103 |    |    |    |     |     |     |
|  |   | 4/88-3/89   |     | •   |   | M/T         | 13-0037      |     |    |    | 20   | 68 | 100 |    |    |    |     |     |     |
|  |    | 4/88-3/89   |     |   | •   | M/T         | 14-0009      |     |    |    | 19   | 68 | 96  |    |    |    |     |     |     |
|  |    | 4/84-4/88   |     | •   |   | M/T         | 15-1092      |     | 23 | 22 | 55   | 81 | 61  |    |    |    |     | 4   | 3   |
|  |   | 4/88-3/89   |     | •   |   | M/T         | 15-1037      |     | 23 | 20 | 50   | 72 | 61  |    |    |    |     | 4   | 3   |
|  |    | 4/88-3/89   |     |   | •   | M/T         | 16-1007      |     | 23 | 20 | 40   | 75 |     |    |    |    |     |     |     |
| 1.6 XR2 (70 kW) Eng. LP1/ LP2/ LUA/ B/ C/ D/ H |    | 3/84-2/89   |     | •   |   | +/-ABS      | 13-0017      |     |    |    | 20   | 78 | 103 |    |    |    |     |     |     |
|  |    | 3/84-2/89   |     | •   |   | +/-ABS      | 15-1014      |     | 23 | 22 | 55   | 84 | 61  |    |    |    |     | 4   | 3   |
| <b>Fiesta III (GFJ) '89-'95</b>                |   |  | L/R |  |  | NOTE        | METELLI ref. | ABS | A  | B  | C    | D  | E   | F  | H  | I  | L   | M   | Fig |
| 1.0 (33 kW) Eng. TLB                           |  | 4/89-4/94   |     | •   |   | +/-ABS, M/T | 13-0037      |     |    |    | 20   | 68 | 100 |    |    |    |     |     |     |
|  |   | 5/94-12/95  |     | •   |   | +/-ABS      | 13-0204      |     |    |    | 20   | 68 | 100 |    |    |    |     |     |     |
|  |  | 4/89-12/95  |     |   | •   | M/T         | 14-0009      |     |    |    | 19   | 68 | 96  |    |    |    |     |     |     |
|  |  | 4/89-4/94   |     | •   |   | +/-ABS, M/T | 15-1041      |     | 23 | 20 | 60   | 72 | 50  |    |    |    |     | 4   | 3   |
|  |   | 5/94-12/95  |     | •   |   | +/-ABS      | 15-1283      |     | 25 | 20 | 56,6 | 72 | 56  |    |    |    |     | 4   | 3   |
|  |  | 4/89-12/95  |     |   | •   | M/T         | 16-1007      |     | 23 | 20 | 40   | 75 |     |    |    |    |     |     |     |
|  |  | 1/94-12/95  | L   |   |   | -ABS        | 17-0162      |     | 25 | 22 | 23   | 72 | 84  | 30 | 89 | 61 | 590 | s3  |     |
|  |   | 1/94-12/95  | R   |   |   | -ABS        | 17-0265      |     | 25 | 22 | 23   | 72 | 84  | 30 | 89 | 61 | 866 | s16 |     |































| Fiesta III (GFJ) '89-'95  |    | L/R        |  |  | NOTE        | METELLI ref. | ABS     | A  | B  | C    | D  | E    | F  | H  | I  | L   | M   | Fig |   |  |
|---|---|------------|---|---|-------------|--------------|---------|----|----|------|----|------|----|----|----|-----|-----|-----|---|--|
| 1.1 (40 kW) Eng. GUD/ E   |    | 1/89-1/94  |   | ●   | +/-ABS, M/T | 13-0037      |         |    |    | 20   | 68 | 100  |    |    |    |     |     |     |   |  |
|   |    | 4/89-1/94  |   |   | ●           | M/T          | 14-0009 |    |    | 19   | 68 | 96   |    |    |    |     |     |     |   |  |
|   |    | 1/89-1/94  |   | ●   | +/-ABS, M/T | 15-1041      |         | 23 | 20 | 60   | 72 | 50   |    |    |    |     |     | 4   | 3 |  |
|   |    | 4/89-1/94  |   |   | ●           | M/T          | 16-1007 |    | 23 | 20   | 40 | 75   |    |    |    |     |     |     |   |  |
|   |    | 1/94-12/95 | L   |   |             | -ABS         | 17-0162 |    | 25 | 22   | 23 | 72   | 84 | 30 | 89 | 61  | 590 | s3  |   |  |
|   |    | 1/94-12/95 | R   |   |             | -ABS         | 17-0265 |    | 25 | 22   | 23 | 72   | 84 | 30 | 89 | 61  | 866 | s16 |   |  |
| 1.1i (37 kW) Eng. G6A   |    | 1/89-1/94  |   | ●   | +/-ABS, M/T | 13-0037      |         |    |    | 20   | 68 | 100  |    |    |    |     |     |     |   |  |
|   |    | 5/94-12/95 |   | ●   | +/-ABS      | 13-0204      |         |    |    | 20   | 68 | 100  |    |    |    |     |     |     |   |  |
|   |    | 4/89-1/94  |   |   | ●           | M/T          | 14-0009 |    |    | 19   | 68 | 96   |    |    |    |     |     |     |   |  |
|   |    | 1/89-1/94  |   | ●   | +/-ABS, M/T | 15-1041      |         | 23 | 20 | 60   | 72 | 50   |    |    |    |     |     | 4   | 3 |  |
|   |    | 5/94-12/95 |   | ●   | +/-ABS      | 15-1283      |         | 25 | 20 | 56,6 | 72 | 56   |    |    |    |     |     | 4   | 3 |  |
|   |    | 4/89-1/94  |   |   | ●           | M/T          | 16-1007 |    | 23 | 20   | 40 | 75   |    |    |    |     |     |     |   |  |
|   |    | 1/94-12/95 | L   |   |             | -ABS         | 17-0162 |    | 25 | 22   | 23 | 72   | 84 | 30 | 89 | 61  | 590 | s3  |   |  |
|   |    | 1/94-12/95 | R   |   |             | -ABS         | 17-0265 |    | 25 | 22   | 23 | 72   | 84 | 30 | 89 | 61  | 866 | s16 |   |  |
| 1.3, Kat (44 kW) Eng. J6B/ JBC  |    | 1/94-12/95 |   | ●   | M/T         | 13-0102      |         |    |    | 20   | 78 | 103  |    |    |    |     |     |     |   |  |
|   |   | 7/90-1/94  |   | ●   | +/-ABS, M/T | 13-0134      |         |    |    | 20   | 78 | 103  |    |    |    |     |     |     |   |  |
|   |  | 1/94-12/95 |   | ●   | M/T         | 15-1192      |         | 25 | 22 | 56,6 | 81 | 55,5 |    |    |    |     |     | 4   | 3 |  |
|   |  | 7/90-1/94  |   | ●   | +/-ABS, M/T | 15-1156      |         | 23 | 22 | 48   | 84 | 51   |    |    |    |     |     | 4   | 3 |  |
|   |  | 1/94-12/95 | L   |   |             | -ABS         | 17-0251 |    | 25 | 22   | 23 | 81   | 84 | 30 | 89 | 61  | 590 | s16 |   |  |
|   |  | 1/94-12/95 | R   |   |             | -ABS         | 17-0252 |    | 25 | 22   | 23 | 81   | 84 | 30 | 89 | 61  | 865 | s16 |   |  |
|   |  | 7/90-1/94  | L   |   |             | -ABS, M/T    | 17-0088 |    | 23 | 22   | 23 | 84   | 84 |    | 80 | 61  | 584 | s9  |   |  |
|  | 7/90-1/94   | R          |   |   | -ABS, M/T   | 17-0089      |         | 23 | 22 | 23   | 84 | 84   |    | 80 | 61 | 861 | s9  |     |   |  |
| 1.4 (52 kW) Eng. F6A/ B/ C/ D/ E/ F/ G  |  | 1/94-12/95 |   | ●   | M/T         | 13-0102      |         |    |    | 20   | 78 | 103  |    |    |    |     |     |     |   |  |
|   |  | 4/89-1/94  |   | ●   | +/-ABS, M/T | 13-0134      |         |    |    | 20   | 78 | 103  |    |    |    |     |     |     |   |  |
|   |  | 1/94-12/95 |   | ●   | M/T         | 15-1192      |         | 25 | 22 | 56,6 | 81 | 55,5 |    |    |    |     |     | 4   | 3 |  |
|   |  | 4/89-1/94  |   | ●   | +/-ABS, M/T | 15-1156      |         | 23 | 22 | 48   | 84 | 51   |    |    |    |     |     | 4   | 3 |  |
|   |  | 4/89-1/94  | L   |   |             | -ABS, M/T    | 17-0088 |    | 23 | 22   | 23 | 84   | 84 |    | 80 | 61  | 584 | s9  |   |  |
|   |  | 4/89-1/94  | R   |   |             | -ABS, M/T    | 17-0089 |    | 23 | 22   | 23 | 84   | 84 |    | 80 | 61  | 861 | s9  |   |  |
| 1.4 (54 kW) Eng. FUA/ B/ C/ D/ G/ H/ J  |  | 1/94-12/95 |   | ●   | M/T         | 13-0102      |         |    |    | 20   | 78 | 103  |    |    |    |     |     |     |   |  |
|   |  | 4/89-1/94  |   | ●   | +/-ABS, M/T | 13-0134      |         |    |    | 20   | 78 | 103  |    |    |    |     |     |     |   |  |
|   |  | 1/94-12/95 |   | ●   | M/T         | 15-1192      |         | 25 | 22 | 56,6 | 81 | 55,5 |    |    |    |     |     | 4   | 3 |  |
|   |  | 4/89-1/94  |   | ●   | +/-ABS, M/T | 15-1156      |         | 23 | 22 | 48   | 84 | 51   |    |    |    |     |     | 4   | 3 |  |
|   |  | 4/89-1/94  | L   |   |             | -ABS, M/T    | 17-0088 |    | 23 | 22   | 23 | 84   | 84 |    | 80 | 61  | 584 | s9  |   |  |
|   |  | 4/89-1/94  | R   |   |             | -ABS, M/T    | 17-0089 |    | 23 | 22   | 23 | 84   | 84 |    | 80 | 61  | 861 | s9  |   |  |

| Fiesta III (GFJ) '89-'95                   |    | L/R        |  |  | NOTE        | METELLI ref. | ABS     | A  | B  | C    | D  | E    | F  | H  | I  | L   | M   | Fig |   |  |
|--|---|------------|---|---|-------------|--------------|---------|----|----|------|----|------|----|----|----|-----|-----|-----|---|--|
| 1.4 Kat (54 kW) Eng. F4A/ B                |    | 1/94-12/95 |   | ●   | M/T         | 13-0102      |         |    |    | 20   | 78 | 103  |    |    |    |     |     |     |   |  |
|  |   | 4/89-1/94  |   | ●   | +/-ABS, M/T | 13-0134      |         |    |    | 20   | 78 | 103  |    |    |    |     |     |     |   |  |
|  |    | 1/94-12/95 |   | ●   | M/T         | 15-1192      |         | 25 | 22 | 56,6 | 81 | 55,5 |    |    |    |     |     | 4   | 3 |  |
|  |   | 4/89-1/94  |   | ●   | +/-ABS, M/T | 15-1156      |         | 23 | 22 | 48   | 84 | 51   |    |    |    |     |     | 4   | 3 |  |
|  |    | 4/89-1/94  | L   |   |             | -ABS, M/T    | 17-0088 |    | 23 | 22   | 23 | 84   | 84 |    | 80 | 61  | 584 | s9  |   |  |
|  |   | 4/89-1/94  | R   |   |             | -ABS, M/T    | 17-0089 |    | 23 | 22   | 23 | 84   | 84 |    | 80 | 61  | 861 | s9  |   |  |
| 1.6 (65 kW) Eng. LP1/ LP2/ LUA/ B/ C/ D/ H |    | 4/89-1/94  |   | ●   | +/-ABS, M/T | 13-0134      |         |    |    | 20   | 78 | 103  |    |    |    |     |     |     |   |  |
|  |   | 4/89-1/94  |   | ●   | +/-ABS, M/T | 15-1156      |         | 23 | 22 | 48   | 84 | 51   |    |    |    |     |     | 4   | 3 |  |
| 1.6 T. RS (96 kW) Eng. LHA/ LNA/ B         |    | 90-92      | L   |   | -ABS, M/T   | 17-0088      |         | 23 | 22 | 23   | 84 | 84   |    | 80 | 61 | 584 | s9  |     |   |  |
|  |   | 90-92      | R   |   | -ABS, M/T   | 17-0089      |         | 23 | 22 | 23   | 84 | 84   |    | 80 | 61 | 861 | s9  |     |   |  |
| 1.6 XR2i (76 kW) Eng. LJD                  |    | 1/94-12/95 |   | ●   | +/-ABS      | 13-0102      |         |    |    | 20   | 78 | 103  |    |    |    |     |     |     |   |  |
|  |   | 4/89-1/94  |   | ●   | +/-ABS, M/T | 13-0134      |         |    |    | 20   | 78 | 103  |    |    |    |     |     |     |   |  |
|  |    | 1/94-12/95 |   | ●   | +/-ABS      | 15-1125      |         | 25 | 22 | 56,6 | 84 | 55,5 |    |    |    |     |     | 4   | 3 |  |
|  |   | 4/89-1/94  |   | ●   | +/-ABS, M/T | 15-1156      |         | 23 | 22 | 48   | 84 | 51   |    |    |    |     |     | 4   | 3 |  |
|  |    | 1/94-12/95 | L   |   |             | -ABS         | 17-0251 |    | 25 | 22   | 23 | 81   | 84 | 30 | 89 | 61  | 590 | s16 |   |  |
|  |   | 1/94-12/95 | R   |   |             | -ABS         | 17-0252 |    | 25 | 22   | 23 | 81   | 84 | 30 | 89 | 61  | 865 | s16 |   |  |
| 1.6 XR2i (81 kW) Eng. LJC                  |    | 1/94-12/95 |   | ●   | +/-ABS      | 13-0102      |         |    |    | 20   | 78 | 103  |    |    |    |     |     |     |   |  |
|  |   | 4/89-1/94  |   | ●   | +/-ABS, M/T | 13-0134      |         |    |    | 20   | 78 | 103  |    |    |    |     |     |     |   |  |
|  |    | 1/94-12/95 |   | ●   | +/-ABS      | 15-1125      |         | 25 | 22 | 56,6 | 84 | 55,5 |    |    |    |     |     | 4   | 3 |  |
|  |   | 4/89-1/94  |   | ●   | +/-ABS, M/T | 15-1156      |         | 23 | 22 | 48   | 84 | 51   |    |    |    |     |     | 4   | 3 |  |
|  |   | 2/94-12/95 | L   |   |             | -ABS         | 17-0251 |    | 25 | 22   | 23 | 81   | 84 | 30 | 89 | 61  | 590 | s16 |   |  |
|  |   | 2/94-12/95 | R   |   |             | -ABS         | 17-0252 |    | 25 | 22   | 23 | 81   | 84 | 30 | 89 | 61  | 865 | s16 |   |  |
|  |   | 89-1/94    | L   |   |             | -ABS, M/T    | 17-0088 |    | 23 | 22   | 23 | 84   | 84 |    | 80 | 61  | 584 | s9  |   |  |
|  |   | 89-1/94    | R   |   |             | -ABS, M/T    | 17-0089 |    | 23 | 22   | 23 | 84   | 84 |    | 80 | 61  | 861 | s9  |   |  |
| 1.8 16v XR2i (96 kW) Eng. RQB/ C           |  | 1/94-12/95 |   | ●   | +/-ABS      | 13-0102      |         |    |    | 20   | 78 | 103  |    |    |    |     |     |     |   |  |
|  |   | 2/92-1/94  |   | ●   | +/-ABS, M/T | 13-0134      |         |    |    | 20   | 78 | 103  |    |    |    |     |     |     |   |  |
|  |  | 1/94-12/95 |   | ●   | +/-ABS      | 15-1125      |         | 25 | 22 | 56,6 | 84 | 55,5 |    |    |    |     |     | 4   | 3 |  |
|  |   | 2/92-1/94  |   | ●   | +/-ABS, M/T | 15-1156      |         | 23 | 22 | 48   | 84 | 51   |    |    |    |     |     | 4   | 3 |  |
|  |  | 1/92-1/94  | L   |   |             | -ABS, M/T    | 17-0088 |    | 23 | 22   | 23 | 84   | 84 |    | 80 | 61  | 584 | s9  |   |  |
|  |   | 1/92-1/94  | R   |   |             | -ABS, M/T    | 17-0089 |    | 23 | 22   | 23 | 84   | 84 |    | 80 | 61  | 861 | s9  |   |  |
|  |   | 2/94-12/95 | L   |   |             | -ABS         | 17-0251 |    | 25 | 22   | 23 | 81   | 84 | 30 | 89 | 61  | 590 | s16 |   |  |
|  |   | 2/94-12/95 | R   |   |             | -ABS         | 17-0252 |    | 25 | 22   | 23 | 81   | 84 | 30 | 89 | 61  | 865 | s16 |   |  |




























| Fiesta III (GFJ) '89-'95                          |   |  | L/R |  |  | NOTE        | METELLI ref. | ABS     | A  | B    | C    | D    | E    | F   | H   | I    | L   | M   | Fig |  |
|---|---|---|-----|---|--|-------------|--------------|---------|----|------|------|------|------|-----|-----|------|-----|-----|-----|--|
| 1.8 D (44 kW) Eng. RTA/ B/ C/ D/ E/ F/ G/ H/ J/ K |    | 1/94-12/95  |     | ●   |  | M/T         | 13-0102      |         |    |      | 20   | 78   | 103  |     |     |      |     |     |     |  |
|   |   | 4/89-1/94   |     | ●   |  | +/-ABS, M/T | 13-0134      |         |    |      | 20   | 78   | 103  |     |     |      |     |     |     |  |
|   |    | 1/94-12/95  |     | ●   |  | M/T         | 15-1192      | 25      | 22 | 56,6 | 81   | 81   | 55,5 |     |     |      |     | 4   | 3   |  |
|   |   | 4/89-1/94   |     | ●   |  | +/-ABS, M/T | 15-1156      | 23      | 22 | 48   | 84   | 51   |      |     |     |      |     | 4   | 3   |  |
|   |    | 1/94-8/95   | L   |   |  |             | -ABS         | 17-0251 | 25 | 22   | 23   | 81   | 84   | 30  | 89  | 61   | 590 | s16 |     |  |
|   |   | 1/94-8/95   | R   |   |  |             | -ABS         | 17-0252 | 25 | 22   | 23   | 81   | 84   | 30  | 89  | 61   | 865 | s16 |     |  |
|   |   | 4/89-1/94   | L   |   |  |             | -ABS, M/T    | 17-0088 | 23 | 22   | 23   | 84   | 84   |     | 80  | 61   | 584 | s9  |     |  |
|   |   | 4/89-1/94   | R   |   |  |             | -ABS, M/T    | 17-0089 | 23 | 22   | 23   | 84   | 84   |     | 80  | 61   | 861 | s9  |     |  |
| 1.8 TD (57 kW) Eng. RFA/ B/ D/ K/ L/ M/ N/ S      |    | 93-95   |     | ●   |  |             | 13-0102      |         |    |      | 20   | 78   | 103  |     |     |      |     |     |     |  |
|   |    | 93-95   |     | ●   |  |             | 15-1192      | 25      | 22 | 56,6 | 81   | 55,5 |      |     |     |      | 4   | 3   |     |  |
|   |    | 93-95   | L   |   |  |             | -ABS         | 17-0251 | 25 | 22   | 23   | 81   | 84   | 30  | 89  | 61   | 590 | s16 |     |  |
|   |   | 93-95   | R   |   |  |             | -ABS         | 17-0252 | 25 | 22   | 23   | 81   | 84   | 30  | 89  | 61   | 865 | s16 |     |  |
| 1.8i 16v (77 kW) Eng. RDA/ B                      |    | 1/94-12/95  |     | ●   |  | +/-ABS      | 13-0102      |         |    |      | 20   | 78   | 103  |     |     |      |     |     |     |  |
|   |   | 92-1/94   |     | ●   |  | +/-ABS, M/T | 13-0134      |         |    |      | 20   | 78   | 103  |     |     |      |     |     |     |  |
|   |    | 1/94-12/95  |     | ●   |  |             | +/-ABS       | 15-1125 | 25 | 22   | 56,6 | 84   | 55,5 |     |     |      |     | 4   | 3   |  |
|   |   | 92-1/94   |     | ●   |  |             | +/-ABS, M/T  | 15-1156 | 23 | 22   | 48   | 84   | 51   |     |     |      |     | 4   | 3   |  |
|   |    | 1/92-1/94   | L   |   |  |             | -ABS, M/T    | 17-0088 | 23 | 22   | 23   | 84   | 84   |     | 80  | 61   | 584 | s9  |     |  |
|   |   | 1/92-1/94   | R   |   |  |             | -ABS, M/T    | 17-0089 | 23 | 22   | 23   | 84   | 84   |     | 80  | 61   | 861 | s9  |     |  |
| Fiesta IV (JA, JB) '95-'02                        |   |  | L/R |  |  | NOTE        | METELLI ref. | ABS     | A  | B    | C    | D    | E    | F   | H   | I    | L   | M   | Fig |  |
| 1.2 i 16v (55 kW) Eng. DHA/ B/ C/ D/ E/ F/ G      |    | 1/96-01   |     | ●   |  | M/T         | 13-0102      |         |    |      | 20   | 78   | 103  |     |     |      |     |     |     |  |
|   |   | 1/96-01   |     | ●   |  | M/T         | 15-1192      | 25      | 22 | 56,6 | 81   | 55,5 |      |     |     |      | 4   | 3   |     |  |
|   |  | 1/97-   | L/R |   |  |             |              | 17-0545 | 25 |      |      | 81   |      | 32  | 89  |      | 513 |     |     |  |
|   |   | 1/97-1/02   | L   |   |  |             | M/T          | 17-0970 | 25 |      | 23   | 81   | 78,5 | 30  | 89  | 61,5 | 603 |     |     |  |
|   |   | 1/97-1/02   | R   |   |  |             | M/T          | 17-0971 | 25 |      | 23   | 81   | 78,5 | 30  | 89  | 371  | 900 |     |     |  |
|   |   | 8/95-12/96  | L/R |   |  |             |              | 17-0263 | 25 |      |      | 81   |      | 30  | 89  |      | 513 | s7  |     |  |
| 1.3 i (37 kW) Eng. JJA/ C/ E/ K/ J/ M             |  | 1/96-01   |     | ●   |  | +/-ABS      | 13-0204      |         |    |      | 20   | 68   | 100  |     |     |      |     |     |     |  |
|   |  | 1/96-01   |     | ●   |  | +/-ABS      | 15-1283      | 25      | 20 | 56,6 | 72   | 56   |      |     |     |      | 4   | 3   |     |  |
|   |  | 1/97-4/00   | L   |   |  |             | M/T          | 17-0970 | 25 |      | 23   | 81   | 78,5 | 30  | 89  | 61,5 | 603 |     |     |  |
|   |   | 1/97-4/00   | R   |   |  |             | M/T          | 17-0971 | 25 |      | 23   | 81   | 78,5 | 30  | 89  | 371  | 900 |     |     |  |
|   |   | 96-02   | L   |   |  |             |              | 17-0541 | 25 |      | 23   | 72   | 73   | 30  | 89  | 61,3 | 603 | s16 |     |  |
| 96-02   | R   |   |     |   |  | 17-0539     | 25           |         | 25 | 72   | 74,5 | 32   | 89   | 285 | 812 | s5   |     |     |     |  |
| 1.3 i (44 kW) Eng. J4C/ L/ Q/ R/ T/ J             |  | 1/96-01   |     | ●   |  | +/-ABS      | 13-0204      |         |    |      | 20   | 68   | 100  |     |     |      |     |     |     |  |
|   |  | 1/96-01   |     | ●   |  | +/-ABS      | 15-1283      | 25      | 20 | 56,6 | 72   | 56   |      |     |     |      | 4   | 3   |     |  |

| <b>Fiesta IV (JA, JB) '95-'02</b>                 |   |  | L/R |  |  | NOTE | METELLI ref.   | ABS            | A  | B    | C    | D    | E    | F  | H  | I    | L   | M  | Fig |    |  |
|---|---|---|-----|---|---|------|----------------|----------------|----|------|------|------|------|----|----|------|-----|----|-----|----|--|
| 1.4i 16v (66 kW) Eng. FHA/ D/ E/ F                |    | 4/96-01   |     | •   |   | M/T  | <b>13-0102</b> |                |    |      | 20   | 78   | 103  |    |    |      |     |    |     |    |  |
|   |    | 4/96-01   |     | •   |   | M/T  | <b>15-1192</b> | 25             | 22 | 56,6 | 81   | 55,5 |      |    |    |      |     | 4  | 3   |    |  |
|   |    | 1/97-   | L/R |   |   |      |                | <b>17-0545</b> | 25 |      |      | 81   |      |    | 32 | 89   |     |    | 513 |    |  |
|   |   | 1/97-1/02   | L   |   |   |      | M/T            | <b>17-0970</b> | 25 |      | 23   | 81   | 78,5 | 30 | 89 | 61,5 | 603 |    |     |    |  |
|   |   | 1/97-1/02   | R   |   |   |      | M/T            | <b>17-0971</b> | 25 |      | 23   | 81   | 78,5 | 30 | 89 | 371  | 900 |    |     |    |  |
|   |   | 4/96-12/96  | L/R |   |   |      |                | <b>17-0263</b> | 25 |      |      | 81   |      |    | 30 | 89   |     |    | 513 | s7 |  |
| 1.6 16v Sport (76 kW) Eng. L1T/ V                 |    | 00-   |     | •   |   |      | <b>13-0102</b> |                |    |      | 20   | 78   | 103  |    |    |      |     |    |     |    |  |
|   |    | 00-   |     | •   |   |      | <b>15-1192</b> | 25             | 22 | 56,6 | 81   | 55,5 |      |    |    |      |     | 4  | 3   |    |  |
| 1.8 D (44 kW) Eng. RTA/ B/ C/ D/ E/ F/ G/ H/ J/ K |    | 1/96-01   |     | •   |   | M/T  | <b>13-0102</b> |                |    |      | 20   | 78   | 103  |    |    |      |     |    |     |    |  |
|   |    | 1/96-01   |     | •   |   | M/T  | <b>15-1192</b> | 25             | 22 | 56,6 | 81   | 55,5 |      |    |    |      |     | 4  | 3   |    |  |
|   |    | 1/97-   | L/R |   |   |      |                | <b>17-0545</b> | 25 |      |      | 81   |      |    | 32 | 89   |     |    | 513 |    |  |
|   |   | 1/97-4/00   | L   |   |   |      | M/T            | <b>17-0970</b> | 25 |      | 23   | 81   | 78,5 | 30 | 89 | 61,5 | 603 |    |     |    |  |
|   |   | 1/97-4/00   | R   |   |   |      | M/T            | <b>17-0971</b> | 25 |      | 23   | 81   | 78,5 | 30 | 89 | 371  | 900 |    |     |    |  |
|   |   | 8/95-12/96  | L/R |   |   |      |                | <b>17-0263</b> | 25 |      |      | 81   |      |    | 30 | 89   |     |    | 513 | s7 |  |
| 1.8 Di (55 kW) Eng. RTN/ P/ Q                     |    | 00-02   |     | •   |   |      | <b>13-0102</b> |                |    |      | 20   | 78   | 103  |    |    |      |     |    |     |    |  |
|   |    | 00-02   |     | •   |   |      | <b>15-1192</b> | 25             | 22 | 56,6 | 81   | 55,5 |      |    |    |      |     | 4  | 3   |    |  |
|   |    | 1/97-4/00   | L   |   |   |      | M/T            | <b>17-0970</b> | 25 |      | 23   | 81   | 78,5 | 30 | 89 | 61,5 | 603 |    |     |    |  |
|   |   | 1/97-4/00   | R   |   |   |      | M/T            | <b>17-0971</b> | 25 |      | 23   | 81   | 78,5 | 30 | 89 | 371  | 900 |    |     |    |  |
| <b>Fiesta V (JH) '01-'08</b>                      |   |  | L/R |  |  | NOTE | METELLI ref.   | ABS            | A  | B    | C    | D    | E    | F  | H  | I    | L   | M  | Fig |    |  |
| 1.2 16v (51 kW) Eng. M7JA/ B                      |   | 03-   |     | •   |   |      | <b>13-0297</b> |                |    |      | 28   | 67   | 98   |    |    |      |     |    |     |    |  |
|   |  | 03-   |     | •   |   |      | <b>15-1432</b> | 25             | 22 | 53,3 | 73,3 | 55,5 |      |    |    |      |     | 4  | 1   |    |  |
| 1.2 16v (55 kW) Eng. FUJA/ B                      |  | 02-   |     | •   |   | M/T  | <b>13-0102</b> |                |    |      | 20   | 78   | 103  |    |    |      |     |    |     |    |  |
|   |  | 02-   |     | •   |   | M/T  | <b>15-1192</b> | 25             | 22 | 56,6 | 81   | 55,5 |      |    |    |      |     | 4  | 3   |    |  |
| 1.3 (51 kW) Eng. A9JA/ B                          |  | 11/01-  |     | •   |   |      | <b>13-0297</b> |                |    |      | 28   | 67   | 98   |    |    |      |     |    |     |    |  |
|   |  | 11/01-  |     | •   |   |      | <b>15-1432</b> | 25             | 22 | 53,3 | 73,3 | 55,5 |      |    |    |      |     | 4  | 1   |    |  |
|   |  | 01-   | L   |   |   |      |                | <b>17-0543</b> | 25 |      | 23   | 73,6 | 72   | 31 | 88 | 61,5 | 618 | s5 |     |    |  |
|   |   | 01-   | R   |   |   |      |                | <b>17-0544</b> | 25 |      | 23   | 73,6 | 72   | 31 | 88 | 61,5 | 920 | s6 |     |    |  |
| 1.3i (44 kW) Eng. BAJA                            |  | 01-   |     | •   |   |      | <b>13-0297</b> |                |    |      | 28   | 67   | 98   |    |    |      |     |    |     |    |  |
|   |  | 01-   |     | •   |   |      | <b>15-1432</b> | 25             | 22 | 53,3 | 73,3 | 55,5 |      |    |    |      |     | 4  | 1   |    |  |
|   |  | 01-   | L   |   |   |      |                | <b>17-0543</b> | 25 |      | 23   | 73,6 | 72   | 31 | 88 | 61,5 | 618 | s5 |     |    |  |
|   |   | 01-   | R   |   |   |      |                | <b>17-0544</b> | 25 |      | 23   | 73,6 | 72   | 31 | 88 | 61,5 | 920 | s6 |     |    |  |

| <b>Fiesta V (JH) '01-'08</b>     |   |    | L/R |    |    | NOTE | METELLI ref.   | ABS            | A  | B    | C    | D    | E    | F  | H    | I    | L   | M   | Fig |  |  |
|----------------------------------|---|---|-----|---|--|------|----------------|----------------|----|------|------|------|------|----|------|------|-----|-----|-----|--|--|
| 1.4 16v (59 kW) Eng. FXJA/ B     |    | 11/01-  |     | •   |  |      | <b>13-0297</b> |                |    |      | 28   | 67   | 98   |    |      |      |     |     |     |  |  |
|                                  |    | 11/01-  |     | •   |  |      | <b>15-1432</b> | 25             | 22 | 53,3 | 73,3 | 55,5 |      |    |      |      |     | 4   | 1   |  |  |
|                                  |    | 01-   | L   |   |  |      |                | <b>17-0543</b> | 25 |      | 23   | 73,6 | 72   | 31 | 88   | 61,5 | 618 | s5  |     |  |  |
|                                  |   | 01-   | R   |   |  |      |                | <b>17-0544</b> | 25 |      | 23   | 73,6 | 72   | 31 | 88   | 61,5 | 920 | s6  |     |  |  |
| 1.4 TDCi (50 kW) Eng. F6JA/ B/ C |    | 11/01-  |     | •   |  |      | <b>13-0294</b> |                |    |      | 20   | 68   | 100  |    |      |      |     |     |     |  |  |
|                                  |    | 11/01-  |     | •   |  |      | <b>15-1429</b> | 25             | 20 | 53   | 72,3 | 55   |      |    |      |      |     | 4   | 1   |  |  |
|                                  |    | 01-   | L   |   |  | M/T  |                | <b>17-0838</b> | 25 |      | 23   | 72   | 69,5 | 30 | 89   | 61,5 | 616 | s3  |     |  |  |
|                                  |   | 01-   | R   |   |  | M/T  |                | <b>17-0839</b> | 25 |      | 23   | 72   | 69,5 | 30 | 89   | 372  | 914 | s4  |     |  |  |
| 1.6 16v (74 kW) Eng. FYJA        |    | 01-   |     | •   |  |      | <b>13-0295</b> |                |    |      | 20   | 68   | 100  |    |      |      |     |     |     |  |  |
|                                  |    | 01-   |     | •   |  |      | <b>15-1430</b> | 25             | 21 | 53,2 | 75,6 | 56   |      |    |      |      |     | 4   | 1   |  |  |
|                                  |    | 01-   | L   |   |  |      |                | <b>17-0543</b> | 25 |      | 23   | 73,6 | 72   | 31 | 88   | 61,5 | 618 | s5  |     |  |  |
|                                  |   | 01-   | R   |   |  |      |                | <b>17-0544</b> | 25 |      | 23   | 73,6 | 72   | 31 | 88   | 61,5 | 920 | s6  |     |  |  |
| 1.6 TDCi (66 kW) Eng. HHJA/ B    |    | 04-   |     | •   |  |      | <b>13-0246</b> |                |    |      | 24   | 80   | 116  |    |      |      |     |     |     |  |  |
|                                  |    | 04-   |     | •   |  |      | <b>15-1354</b> | 25             | 23 | 53,2 | 82   | 55   |      |    |      |      |     | 4   | 1   |  |  |
| <b>Fiesta VI '08-</b>            |   |    | L/R |    |    | NOTE | METELLI ref.   | ABS            | A  | B    | C    | D    | E    | F  | H    | I    | L   | M   | Fig |  |  |
| 1.2 16v (44 kW) Eng. STJA/ B     |    | 08-   |     | •   |  |      | <b>13-0444</b> |                |    |      | 22   | 72   | 127  |    |      |      |     |     |     |  |  |
|                                  |    | 08-   |     | •   |  |      | <b>15-1669</b> | 25             | 22 | 53,3 | 73,6 | 55,8 |      |    |      |      |     | 4   | 1   |  |  |
| 1.2 16v (60 kW) Eng. SNJA/ B     |    | 08-   |     | •   |  |      | <b>13-0444</b> |                |    |      | 22   | 72   | 127  |    |      |      |     |     |     |  |  |
|                                  |   | 08-   |     | •   |  |      | <b>15-1669</b> | 25             | 22 | 53,3 | 73,6 | 55,8 |      |    |      |      |     | 4   | 1   |  |  |
| 1.4 TDCi (52 kW) Eng. F6JD/KVJA  |  | 08-   |     | •   |  |      | <b>13-0444</b> |                |    |      | 22   | 72   | 127  |    |      |      |     |     |     |  |  |
|                                  |  | 08-   |     | •   |  |      | <b>15-1669</b> | 25             | 22 | 53,3 | 73,6 | 55,8 |      |    |      |      |     | 4   | 1   |  |  |
| <b>Focus C-Max '03-'08</b>       |   |  | L/R |  |  | NOTE | METELLI ref.   | ABS            | A  | B    | C    | D    | E    | F  | H    | I    | L   | M   | Fig |  |  |
| 1.6 (74 kW) Eng. HWDA/ B         |  | 03-08   |     | •   |  |      | <b>13-0386</b> |                |    |      | 31   | 75   | 115  |    |      |      |     |     |     |  |  |
|                                  |  | 03-08   |     | •   |  |      | <b>15-1564</b> | 36             | 24 | 56,5 | 81   | 48   |      |    |      |      |     | 13a | 1   |  |  |
|                                  |  | 03-08   | L   |   |  | M/T  |                | <b>17-0907</b> | 36 | 23   |      | 81   | 78,5 | 30 | 48,2 | 61,5 | 601 | s3  |     |  |  |
|                                  |   | 03-08   | R   |   |  | M/T  |                | <b>17-0885</b> | 36 | 23   |      | 81   | 78,5 | 30 | 48,2 | 371  | 905 | s4  |     |  |  |
| 1.6 TDCi (66 kW) Eng. HHDA/ B    |  | 05-08   |     | •   |  |      | <b>13-0357</b> |                |    |      | 21   | 85   | 103  |    |      |      |     |     |     |  |  |
|                                  |  | 05-08   |     | •   |  |      | <b>15-1510</b> | 36             | 26 | 56,4 | 86,9 | 48,4 |      |    |      |      |     | 13a | 1   |  |  |
|                                  |  | 05-08   | L   |   |  |      |                | <b>17-0912</b> | 36 | 26   |      | 87   | 84   |    | 47,8 | 70   | 583 | s3  |     |  |  |
|                                  |   | 05-08   | R   |   |  |      |                | <b>17-0886</b> | 36 | 26   |      | 87   | 84   |    | 47,8 | 389  | 921 | s4  |     |  |  |

| <b>Focus C-Max '03-'08</b>         |   |  | L/R |  |  | NOTE         | METELLI ref.   | ABS            | A  | B  | C    | D    | E    | F    | H  | I    | L    | M   | Fig |    |  |
|------------------------------------|---|---|-----|---|---|--------------|----------------|----------------|----|----|------|------|------|------|----|------|------|-----|-----|----|--|
| 1.6 TDCi (80 kW) Eng. G8DA/ B      |    | 03-08   |     | •   |   |              | <b>13-0357</b> |                |    |    | 21   | 85   | 103  |      |    |      |      |     |     |    |  |
|                                    |    | 03-08   |     | •   |   |              | <b>15-1510</b> |                | 36 | 26 | 56,4 | 86,9 | 48,4 |      |    |      |      |     | 13a | 1  |  |
|                                    |    | 03-08   | L   |   |   |              |                | <b>17-0912</b> |    | 36 | 26   |      | 87   | 84   |    | 47,8 | 70   | 583 |     | s3 |  |
|                                    |   | 03-08   | R   |   |   |              |                | <b>17-0886</b> |    | 36 | 26   |      | 87   | 84   |    | 47,8 | 389  | 921 |     | s4 |  |
| 1.6 Ti (85 kW) Eng. HXDA           |    | 04-08   |     | •   |   |              | <b>13-0386</b> |                |    |    | 31   | 75   | 115  |      |    |      |      |     |     |    |  |
|                                    |    | 04-08   |     | •   |   |              | <b>15-1564</b> |                | 36 | 24 | 56,5 | 81   | 48   |      |    |      |      |     | 13a | 1  |  |
|                                    |    | 04-08   | L   |   |   | M/T          |                | <b>17-0907</b> |    | 36 | 23   |      | 81   | 78,5 | 30 | 48,2 | 61,5 | 601 |     | s3 |  |
|                                    |   | 04-08   | R   |   |   | M/T          |                | <b>17-0885</b> |    | 36 | 23   |      | 81   | 78,5 | 30 | 48,2 | 371  | 905 |     | s4 |  |
| 1.8 (88 kW) Eng. CSDA/ B           |    | 03-   |     | •   |   |              | <b>13-0386</b> |                |    |    | 31   | 75   | 115  |      |    |      |      |     |     |    |  |
|                                    |    | 03-   |     | •   |   |              | <b>15-1564</b> |                | 36 | 24 | 56,5 | 81   | 48   |      |    |      |      |     | 13a | 1  |  |
| 1.8 (92 kW) Eng. QQDA/ B           |    | 04-08   |     | •   |   |              | <b>13-0385</b> |                |    |    | 23   | 77   | 105  |      |    |      |      |     |     |    |  |
|                                    |    | 04-08   |     | •   |   |              | <b>15-1563</b> |                | 36 | 23 | 56   | 82,1 | 48   |      |    |      |      |     | 13a | 2  |  |
| 1.8 Flexifuel (92 kW) Eng. QQDA/ B |    | 06-08   |     | •   |   |              | <b>13-0385</b> |                |    |    | 23   | 77   | 105  |      |    |      |      |     |     |    |  |
|                                    |    | 06-08   |     | •   |   |              | <b>15-1563</b> |                | 36 | 23 | 56   | 82,1 | 48   |      |    |      |      |     | 13a | 2  |  |
| 1.8 TDCi (85 kW) Eng. KKDA         |    | 05-08   |     | •   | M/T   |              | <b>13-0384</b> |                |    |    | 25   | 90   | 107  |      |    |      |      |     |     |    |  |
|                                    |    | 05-08   |     | •   | M/T   |              | <b>15-1776</b> |                | 36 | 26 | 56,2 | 90,9 | 49   |      |    |      |      |     | 13a | 2  |  |
| 2.0 TDCi (100 kW) Eng. G6DA/ B     |    | 03-08   |     | •   |   |              | <b>13-0384</b> |                |    |    | 25   | 90   | 107  |      |    |      |      |     |     |    |  |
|                                    |    | 03-08   |     | •   |   |              | <b>15-1562</b> |                | 36 | 26 | 56,2 | 90,9 | 49   |      |    |      |      |     | 13a | 2  |  |
| <b>Focus I, SW '98-'04</b>         |   |  | L/R |  |  | NOTE         | METELLI ref.   | ABS            | A  | B  | C    | D    | E    | F    | H  | I    | L    | M   | Fig |    |  |
| 1.4 16v (55 kW) Eng. FXDA/ B/ C/ D |  | 98-   |     | •   | M/T+A/T   |              | <b>13-0246</b> |                |    |    | 24   | 80   | 116  |      |    |      |      |     |     |    |  |
|                                    |  | 98-   |     | •   | M/T+A/T   |              | <b>15-1354</b> |                | 25 | 23 | 53,2 | 82   | 55   |      |    |      |      |     | 4   | 1  |  |
|                                    |  | 10/98-  | L   |   |   | G.Box:BE/IB5 |                | <b>17-0372</b> |    | 25 |      |      | 82   |      |    | 87   |      | 633 |     | s5 |  |
|                                    |   | 10/98-  | R   |   |   | G.Box:BE/IB5 |                | <b>17-0373</b> |    | 25 |      |      | 82   |      |    | 87   |      | 930 |     | s6 |  |
| 1.4i 16v (66 kW) Eng. FHA/ D/ E/ F |  | 98-   |     | •   | A/T   |              | <b>13-0246</b> |                |    |    | 24   | 80   | 116  |      |    |      |      |     |     |    |  |
|                                    |  | 98-   |     | •   | A/T   |              | <b>15-1354</b> |                | 25 | 23 | 53,2 | 82   | 55   |      |    |      |      |     | 4   | 1  |  |
| 1.6 16v (74 kW) Eng. FYDA/ B/ C/ D |  | 98-   |     | •   |   |              | <b>13-0246</b> |                |    |    | 24   | 80   | 116  |      |    |      |      |     |     |    |  |
|                                    |  | 98-   |     | •   |   |              | <b>15-1354</b> |                | 25 | 23 | 53,2 | 82   | 55   |      |    |      |      |     | 4   | 1  |  |
|                                    |  | 10/98-  | L   |   |   | G.Box:BE/IB5 |                | <b>17-0372</b> |    | 25 |      |      | 82   |      |    | 87   |      | 633 |     | s5 |  |
|                                    |   | 10/98-  | R   |   |   | G.Box:BE/IB5 |                | <b>17-0373</b> |    | 25 |      |      | 82   |      |    | 87   |      | 930 |     | s6 |  |

















































| <b>Focus I, SW '98-'04</b>             |   |    | L/R |    |    | NOTE         | METELLI ref.   | ABS | A  | B    | C    | D    | E    | F    | H    | I    | L   | M   | Fig |   |  |
|--|---|---|-----|---|---|--------------|----------------|-----|----|------|------|------|------|------|------|------|-----|-----|-----|---|--|
| 1.8 16v (85 kW) Eng. EYDB/ C/ D/ E/ F  |    | 98-   |     | •   |   |              | <b>13-0246</b> |     |    |      | 24   | 80   | 116  |      |      |      |     |     |     |   |  |
|  |    | 98-   |     | •   |   |              | <b>15-1354</b> | 25  | 23 | 53,2 | 82   | 55   |      |      |      |      |     | 4   | 1   |   |  |
|  |    | 10/98-  | L   |   |   | G.Box:BE/IB5 | <b>17-0372</b> | 25  |    |      |      | 82   |      |      |      | 87   |     | 633 | s5  |   |  |
|  |   | 10/98-  | R   |   |   | G.Box:BE/IB5 | <b>17-0373</b> | 25  |    |      |      | 82   |      |      |      | 87   |     | 930 | s6  |   |  |
| 1.8 Di / TDDi (55 kW) Eng. BHDA/ B     |    | 99-04   |     | •   |   |              | <b>13-0246</b> |     |    |      | 24   | 80   | 116  |      |      |      |     |     |     |   |  |
|  |    | 99-04   |     | •   |   |              | <b>15-1354</b> | 25  | 23 | 53,2 | 82   | 55   |      |      |      |      |     | 4   | 1   |   |  |
|  |    | 99-04   | L   |   |   | G.Box:MTX75  | <b>17-0374</b> | 25  |    | 26   |      | 82   | 79   | 34   | 88,4 | 69   | 613 | s9  |     |   |  |
|  |   | 99-04   | R   |   |   | G.Box:MTX75  | <b>17-0375</b> | 25  |    | 26   |      | 82   | 78   | 34   | 87   | 395  | 947 | s6  |     |   |  |
| 1.8 TDCi (74 kW) Eng. FFDA             |    | 02-   |     | •   |   |              | <b>13-0358</b> |     |    |      | 31   | 75   | 115  |      |      |      |     |     |     |   |  |
|  |    | 02-   |     | •   |   |              | <b>15-1511</b> | 25  | 24 | 52,7 | 84,6 | 56   |      |      |      |      |     | 4   | 1   |   |  |
|  |    | 9/02-   | L   |   |   | M/T          | <b>17-0974</b> | 25  |    | 26   |      | 84,4 | 81   | 35,5 | 88   | 69   | 610 |     |     |   |  |
|  |   | 9/02-   | R   |   |   | M/T          | <b>17-0975</b> | 25  |    | 36   |      | 84,4 | 81   | 35,5 | 88   | 389  | 943 |     |     |   |  |
| 1.8 TDCi (85 kW) Eng. F9DA/ B          |    | 01-04   |     | •   |   |              | <b>13-0358</b> |     |    |      | 31   | 75   | 115  |      |      |      |     |     |     |   |  |
|  |    | 01-04   |     | •   |   |              | <b>15-1511</b> | 25  | 24 | 52,7 | 84,6 | 56   |      |      |      |      |     | 4   | 1   |   |  |
|  |    | 3/01-   | L   |   |   | M/T          | <b>17-0974</b> | 25  |    | 26   |      | 84,4 | 81   | 35,5 | 88   | 69   | 610 |     |     |   |  |
|  |   | 3/01-   | R   |   |   | M/T          | <b>17-0975</b> | 25  |    | 36   |      | 84,4 | 81   | 35,5 | 88   | 389  | 943 |     |     |   |  |
| 1.8 TDi / TDDi (66 kW) Eng. C9DA/ B/ C |    | 98-   |     | •   |   |              | <b>13-0246</b> |     |    |      | 24   | 80   | 116  |      |      |      |     |     |     |   |  |
|  |    | 98-   |     | •   |   |              | <b>15-1354</b> | 25  | 23 | 53,2 | 82   | 55   |      |      |      |      |     | 4   | 1   |   |  |
|  |    | 10/98-  | L   |   |   | G.Box:MTX75  | <b>17-0374</b> | 25  |    | 26   |      | 82   | 79   | 34   | 88,4 | 69   | 613 | s9  |     |   |  |
|  |   | 10/98-  | R   |   |   | G.Box:MTX75  | <b>17-0375</b> | 25  |    | 26   |      | 82   | 78   | 34   | 87   | 395  | 947 | s6  |     |   |  |
| 2.0 16v (96 kW) Eng. EDDB/ C/ D/ F     |  | 98-   |     | •   |   |              | <b>13-0246</b> |     |    |      | 24   | 80   | 116  |      |      |      |     |     |     |   |  |
|  |  | 98-   |     | •   |   |              | <b>15-1354</b> | 25  | 23 | 53,2 | 82   | 55   |      |      |      |      |     | 4   | 1   |   |  |
|  |  | 10/98-  | L   |   |   | G.Box:MTX75  | <b>17-0374</b> | 25  |    | 26   |      | 82   | 79   | 34   | 88,4 | 69   | 613 | s9  |     |   |  |
|  |   | 10/98-  | R   |   |   | G.Box:MTX75  | <b>17-0375</b> | 25  |    | 26   |      | 82   | 78   | 34   | 87   | 395  | 947 | s6  |     |   |  |
| <b>Focus II '04-'08</b>                |   |  | L/R |  |  | NOTE         | METELLI ref.   | ABS | A  | B    | C    | D    | E    | F    | H    | I    | L   | M   | Fig |   |  |
| 1.4 (59 kW) Eng. ASDA/ B               |  | 04-   |     | •   |   |              | <b>13-0385</b> |     |    |      | 23   | 77   | 105  |      |      |      |     |     |     |   |  |
|  |   | 04-   |     | •   |   |              | <b>13-0357</b> |     |    |      | 21   | 85   | 103  |      |      |      |     |     |     |   |  |
|  |  | 04-   |     | •   |   |              | <b>15-1563</b> | 36  | 23 | 56   |      | 82,1 | 48   |      |      |      |     |     | 13a | 2 |  |
|  |   | 04-   |     | •   |   |              | <b>15-1510</b> | 36  | 26 | 56,4 |      | 86,9 | 48,4 |      |      |      |     |     | 13a | 1 |  |
|  |  | 03-08   | L   |   |   | M/T          | <b>17-0907</b> | 36  | 23 |      |      | 81   | 78,5 | 30   | 48,2 | 61,5 | 601 | s3  |     |   |  |
|  |   | 03-08   | R   |   |   | M/T          | <b>17-0885</b> | 36  | 23 |      |      | 81   | 78,5 | 30   | 48,2 | 371  | 905 | s4  |     |   |  |
































| <b>Focus II '04-'08</b>           |  |       | L/R |   |           | NOTE | METELLI ref.   | ABS            | A  | B    | C    | D    | E    | F    | H    | I   | L  | M   | Fig |   |
|-----------------------------------|--|-------|-----|---|-----------|------|----------------|----------------|----|------|------|------|------|------|------|-----|----|-----|-----|---|
| 2.0 (107 kW) Eng. AODA/ B         |  | 04-   |     | • |           |      | <b>13-0357</b> |                |    |      | 21   | 85   | 103  |      |      |     |    |     |     |   |
|                                   |  | 04-   |     | • | G.Box:IB5 |      | <b>13-0385</b> |                |    |      | 23   | 77   | 105  |      |      |     |    |     |     |   |
|                                   |  | 04-   |     | • |           |      |                | <b>15-1510</b> | 36 | 26   | 56,4 | 86,9 | 48,4 |      |      |     |    |     | 13a | 1 |
|                                   |  | 04-   |     | • | G.Box:IB5 |      |                | <b>15-1563</b> | 36 | 23   | 56   | 82,1 | 48   |      |      |     |    |     | 13a | 2 |
|                                   |  | 04-08 |     | • | M/T       |      |                | <b>15-1777</b> | 36 | 23   | 56   | 82,1 | 48   |      |      |     |    |     | 13a | 2 |
| 2.0 TDCi (100 kW) Eng. G6DA/ B/ D |  | 04-   |     | • |           |      | <b>13-0385</b> |                |    |      | 23   | 77   | 105  |      |      |     |    |     |     |   |
|                                   |  | 04-   |     | • |           |      | <b>13-0357</b> |                |    |      | 21   | 85   | 103  |      |      |     |    |     |     |   |
|                                   |  | 04-08 |     | • | M/T, 6Sp  |      | <b>13-0384</b> |                |    |      | 25   | 90   | 107  |      |      |     |    |     |     |   |
|                                   |  | 04-   |     | • |           |      |                | <b>15-1563</b> | 36 | 23   | 56   | 82,1 | 48   |      |      |     |    |     | 13a | 2 |
|                                   |  | 04-   |     | • |           |      |                | <b>15-1510</b> | 36 | 26   | 56,4 | 86,9 | 48,4 |      |      |     |    |     | 13a | 1 |
|                                   |  | 04-08 |     | • | M/T, 6Sp  |      |                | <b>15-1776</b> | 36 | 26   | 56,2 | 90,9 | 49   |      |      |     |    |     | 13a | 2 |
| 2.5 (166 kW) Eng. HYDA            |  | 05-   |     | • | G.Box:IB5 |      | <b>13-0385</b> |                |    |      | 23   | 77   | 105  |      |      |     |    |     |     |   |
|                                   |  | 05-   |     | • | G.Box:IB5 |      | <b>15-1563</b> | 36             | 23 | 56   | 82,1 | 48   |      |      |      |     |    | 13a | 2   |   |
| <b>Focus II Cabrio '06-'08</b>    |  |       | L/R |   |           | NOTE | METELLI ref.   | ABS            | A  | B    | C    | D    | E    | F    | H    | I   | L  | M   | Fig |   |
| 1.6 (74 kW) Eng. HWDA/ B          |  | 06-08 | L   |   | M/T       |      | <b>17-0907</b> | 36             | 23 |      | 81   | 78,5 | 30   | 48,2 | 61,5 | 601 | s3 |     |     |   |
|                                   |  | 06-08 | R   |   | M/T       |      | <b>17-0885</b> | 36             | 23 |      | 81   | 78,5 | 30   | 48,2 | 371  | 905 | s4 |     |     |   |
| 2.0 (107 kW) Eng. AODA/ B         |  | 06-   |     | • | G.Box:IB5 |      | <b>13-0385</b> |                |    |      | 23   | 77   | 105  |      |      |     |    |     |     |   |
|                                   |  | 06-   |     | • | G.Box:IB5 |      | <b>15-1563</b> | 36             | 23 | 56   | 82,1 | 48   |      |      |      |     |    | 13a | 2   |   |
| 2.0 TDCi (100 kW) Eng. G6DA/ B    |  | 06-08 |     | • | M/T, 6Sp  |      | <b>13-0384</b> |                |    |      | 25   | 90   | 107  |      |      |     |    |     |     |   |
|                                   |  | 06-08 |     | • | M/T, 6Sp  |      | <b>15-1776</b> | 36             | 26 | 56,2 | 90,9 | 49   |      |      |      |     |    | 13a | 2   |   |
| <b>Focus II SW '04-'08</b>        |  |       | L/R |   |           | NOTE | METELLI ref.   | ABS            | A  | B    | C    | D    | E    | F    | H    | I   | L  | M   | Fig |   |
| 1.4 (59 kW) Eng. ASDA/ B          |  | 05-08 |     | • |           |      | <b>13-0385</b> |                |    |      | 23   | 77   | 105  |      |      |     |    |     |     |   |
|                                   |  | 05-08 |     | • |           |      | <b>15-1563</b> | 36             | 23 | 56   | 82,1 | 48   |      |      |      |     |    | 13a | 2   |   |
|                                   |  | 05-08 | L   |   | M/T       |      | <b>17-0907</b> | 36             | 23 |      | 81   | 78,5 | 30   | 48,2 | 61,5 | 601 | s3 |     |     |   |
|                                   |  | 05-08 | R   |   | M/T       |      | <b>17-0885</b> | 36             | 23 |      | 81   | 78,5 | 30   | 48,2 | 371  | 905 | s4 |     |     |   |
| 1.6 (74 kW) Eng. HWDA/ B          |  | 05-08 |     | • |           |      | <b>13-0385</b> |                |    |      | 23   | 77   | 105  |      |      |     |    |     |     |   |
|                                   |  | 05-08 |     | • |           |      | <b>15-1563</b> | 36             | 23 | 56   | 82,1 | 48   |      |      |      |     |    | 13a | 2   |   |
|                                   |  | 05-08 | L   |   | M/T       |      | <b>17-0907</b> | 36             | 23 |      | 81   | 78,5 | 30   | 48,2 | 61,5 | 601 | s3 |     |     |   |
|                                   |  | 05-08 | R   |   | M/T       |      | <b>17-0885</b> | 36             | 23 |      | 81   | 78,5 | 30   | 48,2 | 371  | 905 | s4 |     |     |   |


































| <b>Focus III, SW '08-'11</b>        |   |    | L/R |    |    | NOTE              | METELLI ref.     | ABS            | A  | B    | C    | D    | E    | F   | H | I | L | M   | Fig |   |  |
|-------------------------------------|---|---|-----|---|---|-------------------|------------------|----------------|----|------|------|------|------|-----|---|---|---|-----|-----|---|--|
| 1.6 TDCi (66 kW) Eng. HHDA          |    | 08-   | L   | •   |   |                   | <b>13-0357</b>   |                |    |      | 21   | 85   | 103  |     |   |   |   |     |     |   |  |
|                                     |   | 08-   | R   | •   |   |                   |                  | <b>13-0451</b> |    |      |      | 37,5 | 85,5 | 115 |   |   |   |     |     |   |  |
|                                     |    | 08-   | L   | •   |   |                   |                  | <b>15-1510</b> | 36 | 26   | 56,4 | 86,9 | 48,4 |     |   |   |   |     | 13a | 1 |  |
|                                     |   | 08-   | R   | •   |   |                   |                  | <b>15-1677</b> | 36 | 26   | 56,4 | 86,9 | 48,4 |     |   |   |   |     | 13a | 1 |  |
| 1.6 TDCi (80 kW) Eng. G8DB          |    | 08-   | L   | •   |   |                   | <b>13-0357</b>   |                |    |      | 21   | 85   | 103  |     |   |   |   |     |     |   |  |
|                                     |   | 08-   | R   | •   |   |                   |                  | <b>13-0451</b> |    |      |      | 37,5 | 85,5 | 115 |   |   |   |     |     |   |  |
|                                     |    | 08-   | L   | •   |   |                   |                  | <b>15-1510</b> | 36 | 26   | 56,4 | 86,9 | 48,4 |     |   |   |   |     | 13a | 1 |  |
|                                     |   | 08-   | R   | •   |   |                   |                  | <b>15-1677</b> | 36 | 26   | 56,4 | 86,9 | 48,4 |     |   |   |   |     | 13a | 1 |  |
| 1.6 Ti, LPG (85 kW) Eng. HXDA       |    | 08-   |     | •   |   | G.Box:IB5         | <b>13-0386</b>   |                |    |      | 31   | 75   | 115  |     |   |   |   |     |     |   |  |
|                                     |   | 08-   |     | •   |   | 5Sp, G.Box:MTX75  | <b>13-0357</b>   |                |    |      | 21   | 85   | 103  |     |   |   |   |     |     |   |  |
|                                     |    | 08-   |     | •   |   | G.Box:IB5         | <b>15-1564</b>   | 36             | 24 | 56,5 | 81   | 48   |      |     |   |   |   |     | 13a | 1 |  |
|                                     |   | 08-   |     | •   |   | 5Sp, G.Box:MTX75  | <b>15-1510</b>   | 36             | 26 | 56,4 | 86,9 | 48,4 |      |     |   |   |   |     | 13a | 1 |  |
| 1.8 (92 kW) Eng. Q7DA/ B            |    | 08-   |     | •   |   | 5Sp, G.Box:MTX75  | <b>13-0357</b>   |                |    |      | 21   | 85   | 103  |     |   |   |   |     |     |   |  |
|                                     |   | 08-   |     | •   |   | 5Sp, G.Box:MTX75  | <b>15-1510</b>   | 36             | 26 | 56,4 | 86,9 | 48,4 |      |     |   |   |   |     | 13a | 1 |  |
| 1.8 TDCi (85 kW) Eng. KKDA          |    | 08-   |     | •   |   | G.Box:IB5         | <b>13-0386</b>   |                |    |      | 31   | 75   | 115  |     |   |   |   |     |     |   |  |
|                                     |   | 08-   | L   | •   |   |                   |                  | <b>13-0357</b> |    |      |      | 21   | 85   | 103 |   |   |   |     |     |   |  |
|                                     |   | 08-   | R   | •   |   |                   |                  | <b>13-0451</b> |    |      |      | 37,5 | 85,5 | 115 |   |   |   |     |     |   |  |
|                                     |    | 08-   |     | •   |   |                   | G.Box:IB5        | <b>15-1564</b> | 36 | 24   | 56,5 | 81   | 48   |     |   |   |   |     | 13a | 1 |  |
|                                     |   | 08-   | L   | •   |   |                   |                  | <b>15-1510</b> | 36 | 26   | 56,4 | 86,9 | 48,4 |     |   |   |   |     | 13a | 1 |  |
|                                     |   | 08-   | R   | •   |   |                   |                  | <b>15-1677</b> | 36 | 26   | 56,4 | 86,9 | 48,4 |     |   |   |   |     | 13a | 1 |  |
| 2.0 TDCi (100 kW) Eng. G6DB/ D      |    | 08-   |     | •   |   | 5Sp, G.Box:MTX75  | <b>13-0357</b>   |                |    |      | 21   | 85   | 103  |     |   |   |   |     |     |   |  |
|                                     |   | 08-11   |     | •   |   | M/T, 6Sp          | <b>13-0384</b>   |                |    |      | 25   | 90   | 107  |     |   |   |   |     |     |   |  |
|                                     |  | 08-   |     | •   |   |                   | 5Sp, G.Box:MTX75 | <b>15-1510</b> | 36 | 26   | 56,4 | 86,9 | 48,4 |     |   |   |   |     | 13a | 1 |  |
|                                     |   | 08-11   |     | •   |   |                   | M/T, 6Sp         | <b>15-1776</b> | 36 | 26   | 56,2 | 90,9 | 49   |     |   |   |   |     | 13a | 2 |  |
| 2.0 TDCi (81 kW) Eng. C20DD0X       |  | 08-   |     | •   |   | 5Sp, G.Box:MTX75  | <b>13-0357</b>   |                |    |      | 21   | 85   | 103  |     |   |   |   |     |     |   |  |
|                                     |   | 08-11   |     | •   |   | M/T, 6Sp          | <b>13-0384</b>   |                |    |      | 25   | 90   | 107  |     |   |   |   |     |     |   |  |
|                                     |  | 08-   |     | •   |   |                   | 5Sp, G.Box:MTX75 | <b>15-1510</b> | 36 | 26   | 56,4 | 86,9 | 48,4 |     |   |   |   |     | 13a | 1 |  |
|                                     |   | 08-11   |     | •   |   |                   | M/T, 6Sp         | <b>15-1776</b> | 36 | 26   | 56,2 | 90,9 | 49   |     |   |   |   |     | 13a | 2 |  |
| 2.0, CNG, LPG (107 kW) Eng. AODA/ B |  | 08-   |     | •   |   | 5Sp, G.Box: MTX75 | <b>13-0385</b>   |                |    |      | 23   | 77   | 105  |     |   |   |   |     |     |   |  |
|                                     |   | 08-   |     | •   |   | 5Sp, G.Box: MTX75 | <b>15-1777</b>   | 36             | 23 | 56   | 82,1 | 48   |      |     |   |   |   | 13a | 2   |   |  |
| <b>Fusion (JU) '02-</b>             |   |  | L/R |  |  | NOTE              | METELLI ref.     | ABS            | A  | B    | C    | D    | E    | F   | H | I | L | M   | Fig |   |  |
| 1.2 16v (55 kW) Eng. FUJA/ B        |  | 04-   |     | •   |   |                   | <b>15-1566</b>   |                | 25 | 22   | 53,3 | 73,5 | 55,8 |     |   |   |   |     | 4   | 1 |  |






























| <b>Fusion (JU) '02-</b>               |   |  | L/R |  |  | NOTE      | METELLI ref. | ABS     | A  | B  | C    | D    | E    | F    | H  | I  | L    | M   | Fig |    |   |
|---------------------------------------|---|---|-----|---|--|-----------|--------------|---------|----|----|------|------|------|------|----|----|------|-----|-----|----|---|
| 1.4 16v (59 kW) Eng. FXJA/ B/ C/ UTJA |    | 8/02-   |     | •   |  |           | 13-0297      |         |    |    | 28   | 67   | 98   |      |    |    |      |     |     |    |   |
|                                       |    | 8/02-   |     | •   |  |           | 15-1432      |         | 25 | 22 | 53,3 | 73,3 | 55,5 |      |    |    |      |     | 4   | 1  |   |
|                                       |    | 8/02-   | L   |   |  |           |              | 17-0543 |    | 25 |      | 23   | 73,6 | 72   | 31 | 88 | 61,5 | 618 | s5  |    |   |
|                                       |   | 8/02-   | R   |   |  |           |              | 17-0544 |    | 25 |      | 23   | 73,6 | 72   | 31 | 88 | 61,5 | 920 | s6  |    |   |
| 1.4 TDCi (50 kW) Eng. F6JA/ B         |    | 8/02-   |     | •   |  |           | 13-0294      |         |    |    | 20   | 68   | 100  |      |    |    |      |     |     |    |   |
|                                       |    | 8/02-   |     | •   |  |           | 15-1429      |         | 25 | 20 | 53   | 72,3 | 55   |      |    |    |      |     | 4   | 1  |   |
|                                       |    | 8/02-   | L   |   |  | M/T       |              | 17-0838 |    | 25 |      | 23   | 72   | 69,5 | 30 | 89 | 61,5 | 616 | s3  |    |   |
|                                       |   | 8/02-   | R   |   |  | M/T       |              | 17-0839 |    | 25 |      | 23   | 72   | 69,5 | 30 | 89 | 372  | 914 | s4  |    |   |
| 1.6 16v (74 kW) Eng. FYJA/ B          |    | 8/02-   |     | •   |  |           | 13-0295      |         |    |    | 20   | 68   | 100  |      |    |    |      |     |     |    |   |
|                                       |    | 8/02-   |     | •   |  |           | 15-1430      |         | 25 | 21 | 53,2 | 75,6 | 56   |      |    |    |      |     | 4   | 1  |   |
|                                       |    | 8/02-   | L   |   |  |           |              | 17-0543 |    | 25 |      | 23   | 73,6 | 72   | 31 | 88 | 61,5 | 618 | s5  |    |   |
|                                       |   | 8/02-   | R   |   |  |           |              | 17-0544 |    | 25 |      | 23   | 73,6 | 72   | 31 | 88 | 61,5 | 920 | s6  |    |   |
| 1.6 TDCi (66 kW) Eng. HHJA/ B         |    | 04-   |     | •   |  |           | 13-0246      |         |    |    | 24   | 80   | 116  |      |    |    |      |     |     |    |   |
|                                       |    | 04-   |     | •   |  |           | 15-1354      |         | 25 | 23 | 53,2 | 82   | 55   |      |    |    |      |     | 4   | 1  |   |
| <b>Galaxy I (VX, WGR, VY) '95-'06</b> |   |  | L/R |  |  | NOTE      | METELLI ref. | ABS     | A  | B  | C    | D    | E    | F    | H  | I  | L    | M   | Fig |    |   |
| 1.9 TDi (110 kW) Eng. BTB             |    | 05-06   |     | •   |  | +ABS      | 13-0306      |         |    |    | 26   | 86   | 138  |      |    |    |      |     |     |    |   |
|                                       |    | 05-06   |     | •   |  | +ABS      | 15-1444      | 48      | 38 | 36 | 60   | 97,5 | 34   |      |    |    |      |     | 13  | 2  |   |
| 1.9 TDi (66 kW) Eng. ANU/ 1Z/ AHU     |    | 5/00-   |     | •   |  | +ABS      | 13-0306      |         |    |    | 26   | 86   | 138  |      |    |    |      |     |     |    |   |
|                                       |   | 95-4/00   |     | •   |  | +ABS      | 13-0266      |         |    |    | 26   | 86   | 138  |      |    |    |      |     |     |    |   |
|                                       |   | 5/00-   |     | •   |  | +ABS      | 15-1444      | 48      | 38 | 36 | 60   | 97,5 | 34   |      |    |    |      |     |     | 13 | 2 |
|                                       |   | 95-4/00   |     | •   |  | +ABS      | 15-1389      | 48      | 38 | 27 | 60   | 93,3 | 34   |      |    |    |      |     |     | 13 | 2 |
|                                       |  | 95-4/00   | R   |   |  | +ABS, M/T | 17-0267      | 48      | 38 | 28 | 35   | 98   | 104  |      |    | 34 | 40   | 558 | s18 |    |   |
|                                       |   | 96-4/00   | L   |   |  | +ABS      | 17-0360      | 48      | 38 | 28 | 26   | 98   | 101  |      |    | 34 | 100  | 620 | s19 |    |   |
| 1.9 TDi (81 kW) Eng. AFN/ AVG         |  | 5/00-   |     | •   |  | +ABS      | 13-0306      |         |    |    | 26   | 86   | 138  |      |    |    |      |     |     |    |   |
|                                       |   | 97-4/00   |     | •   |  | +ABS      | 13-0266      |         |    |    | 26   | 86   | 138  |      |    |    |      |     |     |    |   |
|                                       |  | 5/00-   |     | •   |  | +ABS      | 15-1444      | 48      | 38 | 36 | 60   | 97,5 | 34   |      |    |    |      |     |     | 13 | 2 |
|                                       |   | 97-4/00   |     | •   |  | +ABS      | 15-1389      | 48      | 38 | 27 | 60   | 93,3 | 34   |      |    |    |      |     |     | 13 | 2 |
|                                       |  | 97-4/00   | L   |   |  | +ABS      | 17-0360      | 48      | 38 | 28 | 26   | 98   | 101  |      |    | 34 | 100  | 620 | s19 |    |   |
|                                       |   | 97-4/00   | R   |   |  | +ABS, M/T | 17-0267      | 48      | 38 | 28 | 35   | 98   | 104  |      |    | 34 | 40   | 558 | s18 |    |   |















| Galaxy I (VX, WGR, VY) '95-'06       |   |    | L/R |    |    | NOTE | METELLI ref. | ABS     | A  | B  | C    | D    | E    | F   | H | I  | L   | M   | Fig |   |
|--------------------------------------|---|---|-----|---|--|------|--------------|---------|----|----|------|------|------|-----|---|----|-----|-----|-----|---|
| 1.9 TDi (85 kW) Eng. AUY             |    | 00-   |     | ●   |  | +ABS | 13-0306      |         |    |    | 26   | 86   | 138  |     |   |    |     |     |     |   |
|                                      |    | 00-   |     | ●   |  | +ABS | 15-1444      | 48      | 38 | 36 | 60   | 97,5 | 34   |     |   |    |     | 13  | 2   |   |
|                                      |    | 00-   | L/R |   |  |      | +ABS, A/T    | 17-0546 | 48 | 38 |      |      | 100  |     |   | 34 |     | 486 |     |   |
|                                      |   | 00-   | L/R |   |  |      | +ABS, M/T    | 17-0547 | 48 | 38 |      |      | 100  |     |   | 34 |     | 507 |     |   |
| 1.9 TDi (96 kW) Eng. ASZ             |    | 03-   |     | ●   |  | +ABS | 13-0306      |         |    |    | 26   | 86   | 138  |     |   |    |     |     |     |   |
|                                      |    | 03-   |     | ●   |  | +ABS | 15-1444      | 48      | 38 | 36 | 60   | 97,5 | 34   |     |   |    |     | 13  | 2   |   |
|                                      |    | 00-   | L/R |   |  |      | +ABS, A/T    | 17-0546 | 48 | 38 |      |      | 100  |     |   | 34 |     | 486 |     |   |
|                                      |   | 00-   | L/R |   |  |      | +ABS, M/T    | 17-0547 | 48 | 38 |      |      | 100  |     |   | 34 |     | 507 |     |   |
| 2.0 i (85 kW) Eng. NSE/ ZVSA         |    | 11/95-3/00  |     | ●   |  | +ABS | 13-0266      |         |    |    | 26   | 86   | 138  |     |   |    |     |     |     |   |
|                                      |    | 11/95-3/00  |     | ●   |  | +ABS | 15-1389      | 48      | 38 | 27 | 60   | 93,3 | 34   |     |   |    |     | 13  | 2   |   |
|                                      |    | 11/95-3/00  | L   |   |  |      | +ABS         | 17-0360 | 48 | 38 | 28   | 26   | 98   | 101 |   | 34 | 100 | 620 | s19 |   |
|                                      |   | 11/95-3/00  | R   |   |  |      | +ABS, M/T    | 17-0267 | 48 | 38 | 28   | 35   | 98   | 104 |   | 34 | 40  | 558 | s18 |   |
| 2.3 16v (103 kW) Eng. E5SB           |    | 01-   |     | ●   |  | +ABS | 13-0306      |         |    |    | 26   | 86   | 138  |     |   |    |     |     |     |   |
|                                      |    | 01-   |     | ●   |  | +ABS | 15-1444      | 48      | 38 | 36 | 60   | 97,5 | 34   |     |   |    |     | 13  | 2   |   |
| 2.3 16v (107 kW) Eng. Y5B/ E5SA      |    | 1/97-   |     | ●   |  | +ABS | 13-0266      |         |    |    | 26   | 86   | 138  |     |   |    |     |     |     |   |
|                                      |    | 1/97-   |     | ●   |  | +ABS | 15-1389      | 48      | 38 | 27 | 60   | 93,3 | 34   |     |   |    |     | 13  | 2   |   |
|                                      |    | 1/97-   | L   |   |  |      | +ABS         | 17-0360 | 48 | 38 | 28   | 26   | 98   | 101 |   | 34 | 100 | 620 | s19 |   |
|                                      |   | 1/97-   | R   |   |  |      | +ABS, M/T    | 17-0267 | 48 | 38 | 28   | 35   | 98   | 104 |   | 34 | 40  | 558 | s18 |   |
| 2.8 i V6, 4WD (128 kW) Eng. AAA/ AMY |    | 5/00-   |     | ●   |  | +ABS | 13-0306      |         |    |    | 26   | 86   | 138  |     |   |    |     |     |     |   |
|                                      |    | 96-00   |     | ●   |  | +ABS | 13-0266      |         |    |    | 26   | 86   | 138  |     |   |    |     |     |     |   |
|                                      |  | 5/00-   |     |   | ●  |      | +ABS         | 15-1444 | 48 | 38 | 36   | 60   | 97,5 | 34  |   |    |     |     | 13  | 2 |
|                                      |   | 96-00   |     |   | ●  |      | +ABS         | 15-1389 | 48 | 38 | 27   | 60   | 93,3 | 34  |   |    |     |     | 13  | 2 |
|                                      |  | 96-00   | L   |   |  |      | +ABS         | 17-0360 | 48 | 38 | 28   | 26   | 98   | 101 |   | 34 | 100 | 620 | s19 |   |
|                                      |   | 96-00   | R   |   |  |      | +ABS, M/T    | 17-0267 | 48 | 38 | 28   | 35   | 98   | 104 |   | 34 | 40  | 558 | s18 |   |
| 2.8 V6 (150 kW) Eng. AYL             |  | 5/00-   |     | ●   |  | +ABS | 13-0306      |         |    |    | 26   | 86   | 138  |     |   |    |     |     |     |   |
|                                      |  | 5/00-   |     | ●   |  | +ABS | 15-1444      | 48      | 38 | 36 | 60   | 97,5 | 34   |     |   |    |     | 13  | 2   |   |
|                                      |  | 00-   | L/R |   |  |      | +ABS, A/T    | 17-0546 | 48 | 38 |      |      | 100  |     |   | 34 |     | 486 |     |   |
|                                      |   | 00-   | L/R |   |  |      | +ABS, M/T    | 17-0547 | 48 | 38 |      |      | 100  |     |   | 34 |     | 507 |     |   |
| Galaxy II '06-                       |   |  | L/R |  |  | NOTE | METELLI ref. | ABS     | A  | B  | C    | D    | E    | F   | H | I  | L   | M   | Fig |   |
| 1.6 (118 kW)                         |  | 11-   |     | ●   |  |      | 13-0499      |         |    |    | 27   | 90   | 140  |     |   |    |     |     |     |   |
|                                      |  | 11-   |     | ●   |  |      | 15-1738      |         | 40 | 28 | 57,4 | 91,9 | 51,4 |     |   |    |     | 13a | 1   |   |
|                                      |   |   |     |   |  |      |              |         |    |    |      |      |      |     |   |    |     |     |     |   |











































| Granada II (GU), SW '77-'85       |    | L/R       |  |  | NOTE | METELLI ref. | ABS | A | B  | C  | D   | E  | F | H | I | L | M | Fig |
|-----------------------------------|---|-----------|---|---|------|--------------|-----|---|----|----|-----|----|---|---|---|---|---|-----|
| 1.7 (48-51-55 kW) Eng. 17M/ EV17L |    | 77-81     | •   | •   | M/T  | 14-0007      |     |   |    | 25 | 62  | 81 |   |   |   |   |   |     |
|                                   |    | 77-81     | •   | •   | M/T  | 16-1005      |     |   | 25 |    | 100 |    |   |   |   |   |   |     |
| 2.0 (66 kW) Eng. NYP/ TL20H       |    | 77-85     | •   | •   | M/T  | 14-0007      |     |   |    | 25 | 62  | 81 |   |   |   |   |   |     |
|                                   |    | 77-85     | •   | •   | M/T  | 16-1005      |     |   | 25 |    | 100 |    |   |   |   |   |   |     |
| 2.0 (74 kW) Eng. NEP/ TL20H       |    | 79-85     | •   | •   | M/T  | 14-0007      |     |   |    | 25 | 62  | 81 |   |   |   |   |   |     |
|                                   |    | 79-85     | •   | •   | M/T  | 16-1005      |     |   | 25 |    | 100 |    |   |   |   |   |   |     |
| 2.0 (77 kW) Eng. NEK              |    | 81-85     | •   | •   | M/T  | 14-0007      |     |   |    | 25 | 62  | 81 |   |   |   |   |   |     |
|                                   |    | 81-85     | •   | •   | M/T  | 16-1005      |     |   | 25 |    | 100 |    |   |   |   |   |   |     |
| 2.1 D (Exc. SW) (46 kW) Eng. WTA  |    | 77-82     | •   | •   | M/T  | 14-0007      |     |   |    | 25 | 62  | 81 |   |   |   |   |   |     |
|                                   |    | 77-82     | •   | •   | M/T  | 16-1005      |     |   | 25 |    | 100 |    |   |   |   |   |   |     |
| 2.3 (79 kW) Eng. YYH/ TV23        |    | 77-79     | •   | •   | M/T  | 14-0007      |     |   |    | 25 | 62  | 81 |   |   |   |   |   |     |
|                                   |    | 77-79     | •   | •   | M/T  | 16-1005      |     |   | 25 |    | 100 |    |   |   |   |   |   |     |
| 2.3 (82 kW) Eng. YYU/ TV23        |    | 81-85     | •   | •   | M/T  | 14-0007      |     |   |    | 25 | 62  | 81 |   |   |   |   |   |     |
|                                   |    | 81-85     | •   | •   | M/T  | 16-1005      |     |   | 25 |    | 100 |    |   |   |   |   |   |     |
| 2.3 (84 kW) Eng. YYP/ TV23        |    | 79-85     | •   | •   | M/T  | 14-0007      |     |   |    | 25 | 62  | 81 |   |   |   |   |   |     |
|                                   |    | 79-85     | •   | •   | M/T  | 16-1005      |     |   | 25 |    | 100 |    |   |   |   |   |   |     |
| 2.5 D (51 kW) Eng. STP            |    | 8/82-8/85 | •   | •   | M/T  | 14-0007      |     |   |    | 25 | 62  | 81 |   |   |   |   |   |     |
|                                   |    | 8/82-8/85 | •   | •   | M/T  | 16-1005      |     |   | 25 |    | 100 |    |   |   |   |   |   |     |
| 2.8 (97 kW) Eng. PYU/ TV28        |    | 81-85     | •   | •   | M/T  | 14-0007      |     |   |    | 25 | 62  | 81 |   |   |   |   |   |     |
|                                   |   | 81-85     | •   | •   | M/T  | 16-1005      |     |   | 25 |    | 100 |    |   |   |   |   |   |     |
| 2.8 (99 kW) Eng. PYA/ TV28        |  | 8/77-85   | •   | •   | M/T  | 14-0007      |     |   |    | 25 | 62  | 81 |   |   |   |   |   |     |
|                                   |  | 8/77-85   | •   | •   | M/T  | 16-1005      |     |   | 25 |    | 100 |    |   |   |   |   |   |     |
| 2.8 i (108 kW) Eng. PRD/ TV28     |  | 8/77-85   | •   | •   | M/T  | 14-0007      |     |   |    | 25 | 62  | 81 |   |   |   |   |   |     |
|                                   |  | 8/77-85   | •   | •   | M/T  | 16-1005      |     |   | 25 |    | 100 |    |   |   |   |   |   |     |
| 2.8 i (110 kW) Eng. PRC/ TV28     |  | 82-85     | •   | •   | M/T  | 14-0007      |     |   |    | 25 | 62  | 81 |   |   |   |   |   |     |
|                                   |  | 82-85     | •   | •   | M/T  | 16-1005      |     |   | 25 |    | 100 |    |   |   |   |   |   |     |
| 2.8 i (118 kW) Eng. PRB/ TV28     |  | 77-81     | •   | •   | M/T  | 14-0007      |     |   |    | 25 | 62  | 81 |   |   |   |   |   |     |
|                                   |  | 77-81     | •   | •   | M/T  | 16-1005      |     |   | 25 |    | 100 |    |   |   |   |   |   |     |

| <b>Ka I (RB) '96-'08</b>                          |   |    | L/R |    |    | NOTE      | METELLI ref. | ABS     | A  | B    | C    | D  | E   | F    | H  | I  | L    | M   | Fig |  |  |
|---|---|---|-----|---|--|-----------|--------------|---------|----|------|------|----|-----|------|----|----|------|-----|-----|--|--|
| 1.3 i (36 kW) Eng. JJD/ F/ G/ H/ L                |    | 98-   |     | •   |  | +/-ABS    | 13-0204      |         |    |      | 20   | 68 | 100 |      |    |    |      |     |     |  |  |
|   |    | 98-   |     | •   |  | +/-ABS    | 15-1283      | 25      | 20 | 56,6 | 72   | 56 |     |      |    |    |      | 4   | 3   |  |  |
|   |    | 98-   | L   |   |  |           |              | 17-0162 | 25 | 22   | 23   | 72 | 84  | 30   | 89 | 61 | 590  | s3  |     |  |  |
|   |   | 98-   | R   |   |  |           | -ABS         | 17-0265 | 25 | 22   | 23   | 72 | 84  | 30   | 89 | 61 | 866  | s16 |     |  |  |
| 1.3 i (37 kW) Eng. JJB                            |    | 9/96-   |     | •   |  | +/-ABS    | 13-0204      |         |    |      | 20   | 68 | 100 |      |    |    |      |     |     |  |  |
|   |    | 9/96-   |     | •   |  | +/-ABS    | 15-1283      | 25      | 20 | 56,6 | 72   | 56 |     |      |    |    |      | 4   | 3   |  |  |
|   |    | 96-   | L   |   |  |           |              | 17-0162 | 25 | 22   | 23   | 72 | 84  | 30   | 89 | 61 | 590  | s3  |     |  |  |
|   |   | 96-   | R   |   |  |           | -ABS         | 17-0265 | 25 | 22   | 23   | 72 | 84  | 30   | 89 | 61 | 866  | s16 |     |  |  |
| 1.3 i (44 kW) Eng. J4D/ K/ M/ N/ P/ S             |    | 9/96-   |     | •   |  | +/-ABS    | 13-0204      |         |    |      | 20   | 68 | 100 |      |    |    |      |     |     |  |  |
|   |    | 9/96-   |     | •   |  | +/-ABS    | 15-1283      | 25      | 20 | 56,6 | 72   | 56 |     |      |    |    |      | 4   | 3   |  |  |
|   |    | 96-   | L   |   |  |           |              | 17-0162 | 25 | 22   | 23   | 72 | 84  | 30   | 89 | 61 | 590  | s3  |     |  |  |
|   |   | 96-   | R   |   |  |           | -ABS         | 17-0265 | 25 | 22   | 23   | 72 | 84  | 30   | 89 | 61 | 866  | s16 |     |  |  |
| 1.3 i (51 kW) Eng. A9JA/ B                        |    | 02-   |     | •   |  | +/-ABS    | 13-0204      |         |    |      | 20   | 68 | 100 |      |    |    |      |     |     |  |  |
|   |    | 02-   |     | •   |  | +/-ABS    | 15-1283      | 25      | 20 | 56,6 | 72   | 56 |     |      |    |    |      | 4   | 3   |  |  |
| 1.6i SportKa (70 kW) Eng. CDB/ C                  |    | 03-   |     | •   |  | +/-ABS    | 13-0204      |         |    |      | 20   | 68 | 100 |      |    |    |      |     |     |  |  |
|   |    | 03-   |     | •   |  | +/-ABS    | 15-1283      | 25      | 20 | 56,6 | 72   | 56 |     |      |    |    |      | 4   | 3   |  |  |
| <b>Ka II '08-</b>                                 |   |    | L/R |    |    | NOTE      | METELLI ref. | ABS     | A  | B    | C    | D  | E   | F    | H  | I  | L    | M   | Fig |  |  |
| 1.2 8v (51 kW) Eng. LSED                          |    | 08-   |     | •   |  |           | 13-0316      |         |    |      | 20   | 68 | 100 |      |    |    |      |     |     |  |  |
|   |    | 08-   |     | •   |  |           | 15-1457      | 22      | 20 | 47   | 72,3 | 40 |     |      |    |    |      | 4a  | 1   |  |  |
| 1.3 TDCi (55 kW) Eng. DD0X                        |  | 08-   |     | •   |  |           | 13-0271      |         |    |      | 20   | 68 | 100 |      |    |    |      |     |     |  |  |
|   |  | 08-   |     | •   |  |           | 15-1396      | 25      | 22 | 51   | 79   | 47 |     |      |    |    |      | 4   | 1   |  |  |
| <b>Mondeo I (GBP), SW '93-'96</b>                 |   |  | L/R |  |  | NOTE      | METELLI ref. | ABS     | A  | B    | C    | D  | E   | F    | H  | I  | L    | M   | Fig |  |  |
| 1.6i 16v (65 kW) Eng. L1E/ F/ G/ H/ J/ K/ L/ N/ Q |  | 94-96   |     | •   |  | +ABS, M/T | 13-0163      |         |    |      | 25   | 78 | 130 |      |    |    |      |     |     |  |  |
|   |  | 94-96   |     | •   |  | +ABS, M/T | 15-1201      | 44      | 27 | 30   | 57   | 82 | 59  |      |    |    |      | 4   | 2   |  |  |
|   |  | 94-96   | L   |   |  |           | +ABS         | 17-0257 | 44 | 27   |      | 26 | 82  | 86,5 | 38 | 91 | 68,5 | 620 | s3  |  |  |
|   |   | 94-96   | L   |   |  |           | -ABS         | 17-0255 |    | 27   |      | 26 | 82  | 86,5 | 38 | 91 | 68,5 | 620 | s3  |  |  |
|   |   | 94-96   | R   |   |  |           | +ABS         | 17-0258 | 44 | 27   |      | 35 | 82  | 86,5 | 38 | 91 |      | 570 | s8  |  |  |
|   |   | 94-96   | R   |   |  |           | -ABS         | 17-0256 |    | 27   |      | 35 | 82  | 86,5 | 38 | 91 |      | 570 | s8  |  |  |































| Mondeo I (GBP), SW '93-'96                        |    | L/R        |  |  | NOTE          | METELLI ref. | ABS     | A  | B  | C    | D  | E    | F    | H  | I  | L    | M   | Fig |    |   |
|---|---|------------|---|---|---------------|--------------|---------|----|----|------|----|------|------|----|----|------|-----|-----|----|---|
| 1.6i 16v (66 kW) Eng. L1E/ F/ G/ H/ J/ K/ L/ N/ Q |    | 6/93-8/96  |   | ●   | +ABS, M/T     | 13-0163      |         |    |    | 25   | 78 | 130  |      |    |    |      |     |     |    |   |
|   |    | 6/93-8/96  |   | ●   | +ABS, M/T     | 15-1201      | 44      | 27 | 30 | 57   | 82 | 59   |      |    |    |      |     | 4   | 2  |   |
|   |    | 1/93-      | L   |   |               | +ABS         | 17-0257 | 44 | 27 |      | 26 | 82   | 86,5 | 38 | 91 | 68,5 | 620 | s3  |    |   |
|   |   | 1/93-      | L   |   |               | -ABS         | 17-0255 |    | 27 |      | 26 | 82   | 86,5 | 38 | 91 | 68,5 | 620 | s3  |    |   |
|   |   | 1/93-      | R   |   |               | +ABS         | 17-0258 | 44 | 27 |      | 35 | 82   | 86,5 | 38 | 91 |      | 570 | s8  |    |   |
|   |   | 1/93-      | R   |   |               | -ABS         | 17-0256 |    | 27 |      | 35 | 82   | 86,5 | 38 | 91 |      | 570 | s8  |    |   |
| 1.8 i 16v (82 kW) Eng. RKB                        |    | 12/94-8/96 |   | ●   | +ABS, M/T+A/T | 13-0163      |         |    |    | 25   | 78 | 130  |      |    |    |      |     |     |    |   |
|   |   | 7/94-12/94 |   | ●   | +/-ABS, A/T   | 13-0162      |         |    |    | 25   | 78 | 130  |      |    |    |      |     |     |    |   |
|   |    | 12/94-8/96 |   | ●   | +ABS, M/T+A/T | 15-1201      | 44      | 27 | 30 | 57   | 82 | 59   |      |    |    |      |     |     | 4  | 2 |
|   |   | 7/94-12/94 |   | ●   | +ABS, A/T     | 15-1200      | 44      | 27 | 25 | 57   | 87 | 59   |      |    |    |      |     |     | 4  | 2 |
|   |   | 7/94-12/94 |   | ●   | -ABS, A/T     | 15-1202      |         | 27 | 25 | 54,3 | 87 | 59   |      |    |    |      |     |     | 11 | 2 |
| 1.8 i 16v, 4WD (85 kW) Eng. RKA                   |    | 12/94-8/96 |   | ●   | +ABS, M/T+A/T | 13-0163      |         |    |    | 25   | 78 | 130  |      |    |    |      |     |     |    |   |
|   |   | 6/93-12/94 |   | ●   | +/-ABS, A/T   | 13-0162      |         |    |    | 25   | 78 | 130  |      |    |    |      |     |     |    |   |
|   |    | 12/94-8/96 |   | ●   | +ABS, M/T+A/T | 15-1201      | 44      | 27 | 30 | 57   | 82 | 59   |      |    |    |      |     |     | 4  | 2 |
|   |   | 6/93-12/94 |   | ●   | +ABS, A/T     | 15-1200      | 44      | 27 | 25 | 57   | 87 | 59   |      |    |    |      |     |     | 4  | 2 |
|   |   | 6/93-12/94 |   | ●   | -ABS, A/T     | 15-1202      |         | 27 | 25 | 54,3 | 87 | 59   |      |    |    |      |     |     | 11 | 2 |
|   |    | 1/93-      | L   |   |               |              | 17-0255 |    | 27 |      | 26 | 82   | 86,5 | 38 | 91 | 68,5 | 620 | s3  |    |   |
|   |   | 1/93-      | L   |   |               | +ABS         | 17-0257 | 44 | 27 |      | 26 | 82   | 86,5 | 38 | 91 | 68,5 | 620 | s3  |    |   |
|   |   | 1/93-      | R   |   |               |              | 17-0256 |    | 27 |      | 35 | 82   | 86,5 | 38 | 91 |      | 570 | s8  |    |   |
| 1/93-   |   | R          |   |   | +ABS          | 17-0258      | 44      | 27 |    | 35   | 82 | 86,5 | 38   | 91 |    | 570  | s8  |     |    |   |
| 1.8 TD (65-66 kW) Eng. RFA/ B/ D/ K/ L/ M/ N/ S   |    | 9/93-8/96  |   | ●   | +/-ABS, M/T   | 13-0162      |         |    |    | 25   | 78 | 130  |      |    |    |      |     |     |    |   |
|   |  | 9/93-8/96  |   | ●   | +ABS, M/T     | 15-1200      | 44      | 27 | 25 | 57   | 87 | 59   |      |    |    |      |     |     | 4  | 2 |
|   |   | 9/93-8/96  |   | ●   | -ABS, M/T     | 15-1202      |         | 27 | 25 | 54,3 | 87 | 59   |      |    |    |      |     |     | 11 | 2 |
|   |  | 9/93-8/96  | L   |   |               | +ABS         | 17-0261 | 44 | 27 |      | 26 | 87   | 90,5 | 41 | 91 | 68,5 | 620 | s3  |    |   |
|   |   | 9/93-8/96  | L   |   |               | -ABS         | 17-0259 |    | 27 |      | 26 | 87   | 90,5 | 41 | 91 | 68,5 | 620 | s3  |    |   |
|   |   | 9/93-8/96  | R   |   |               | +ABS         | 17-0262 | 44 | 27 |      | 35 | 87   | 90,5 | 41 | 91 |      | 567 | s8  |    |   |
|   |   | 9/93-8/96  | R   |   |               | -ABS         | 17-0260 |    | 27 |      | 35 | 87   | 90,5 | 41 | 91 |      | 567 | s8  |    |   |






















| <b>Mondeo I (GBP), SW '93-'96</b>                 |   |  | L/R |  |  | NOTE               | METELLI ref.       | ABS     | A  | B  | C  | D    | E    | F    | H  | I   | L    | M   | Fig |   |
|---|---|---|-----|---|---|--------------------|--------------------|---------|----|----|----|------|------|------|----|-----|------|-----|-----|---|
| 2.0 i 16v, 4WD (97-100 kW) Eng. NGA               |    | 12/94-8/96  |     | •   |   | +ABS, FWD, M/T+A/T | 13-0163            |         |    |    | 25 | 78   | 130  |      |    |     |      |     |     |   |
|   |   | 6/93-12/94  |     | •   |   | +/-ABS, FWD, A/T   | 13-0162            |         |    |    | 25 | 78   | 130  |      |    |     |      |     |     |   |
|   |    | 12/94-8/96  |     | •   |   |                    | +ABS, FWD, M/T+A/T | 15-1201 | 44 | 27 | 30 | 57   | 82   | 59   |    |     |      |     | 4   | 2 |
|   |   | 6/93-12/94  |     | •   |   |                    | +ABS, FWD, A/T     | 15-1200 | 44 | 27 | 25 | 57   | 87   | 59   |    |     |      |     | 4   | 2 |
|   |   | 6/93-12/94  |     | •   |   |                    | -ABS, FWD, A/T     | 15-1202 |    | 27 | 25 | 54,3 | 87   | 59   |    |     |      |     | 11  | 2 |
|   |    | 1/93-   | L   |   |   |                    | +ABS, FWD          | 17-0257 | 44 | 27 |    | 26   | 82   | 86,5 | 38 | 91  | 68,5 | 620 | s3  |   |
|   |   | 1/93-   | L   |   |   |                    | -ABS, FWD          | 17-0255 |    | 27 |    | 26   | 82   | 86,5 | 38 | 91  | 68,5 | 620 | s3  |   |
|   |   | 1/93-   | R   |   |   |                    | +ABS, FWD          | 17-0258 | 44 | 27 |    | 35   | 82   | 86,5 | 38 | 91  |      | 570 | s8  |   |
| 1/93-   |   | R   |     |   |   | -ABS, FWD          | 17-0256            |         | 27 |    | 35 | 82   | 86,5 | 38   | 91 |     | 570  | s8  |     |   |
| 2.5 24v (125 kW) Eng. SEA                         |    | 7/94-8/96   |     | •   |   | +/-ABS, M/T+A/T    | 13-0162            |         |    |    | 25 | 78   | 130  |      |    |     |      |     |     |   |
|   |   | 7/94-8/96   |     | •   |   |                    | +ABS, M/T+A/T      | 15-1200 | 44 | 27 | 25 | 57   | 87   | 59   |    |     |      |     | 4   | 2 |
|   |    | 7/94-8/96   |     | •   |   |                    | -ABS, M/T+A/T      | 15-1202 |    | 27 | 25 | 54,3 | 87   | 59   |    |     |      |     | 11  | 2 |
|   |   | 7/94-8/96   | L   |   |   |                    | +ABS               | 17-0261 | 44 | 27 |    | 26   | 87   | 90,5 | 41 | 91  | 68,5 | 620 | s3  |   |
|   |   | 7/94-8/96   | L   |   |   |                    | -ABS               | 17-0259 |    | 27 |    | 26   | 87   | 90,5 | 41 | 91  | 68,5 | 620 | s3  |   |
|   |   | 7/94-8/96   | R   |   |   |                    | +ABS               | 17-0262 | 44 | 27 |    | 35   | 87   | 90,5 | 41 | 91  |      | 567 | s8  |   |
|   |   | 7/94-8/96   | R   |   |   |                    | -ABS               | 17-0260 |    | 27 |    | 35   | 87   | 90,5 | 41 | 91  |      | 567 | s8  |   |
|   |   | <b>Mondeo II (BAP), SW '96-'00</b>  |     |   |   |                    |                    |         |    |    |    |      |      |      |    |     |      |     |     |   |
| 1.6 i 16v (70 kW) Eng. L1L/ N/ Q                  |    | 96-11/00  |     | •   |   | +ABS               | 13-0163            |         |    |    | 25 | 78   | 130  |      |    |     |      |     |     |   |
|   |   | 96-11/00  |     | •   |   |                    | +ABS               | 15-1201 | 44 | 27 | 30 | 57   | 82   | 59   |    |     |      |     | 4   | 2 |
| 1.6i 16v (66 kW) Eng. L1E/ F/ G/ H/ J/ K/ L/ N/ Q |    | 96-11/00  |     | •   |   | +ABS               | 13-0163            |         |    |    | 25 | 78   | 130  |      |    |     |      |     |     |   |
|   |   | 96-11/00  |     | •   |   |                    | +ABS               | 15-1201 | 44 | 27 | 30 | 57   | 82   | 59   |    |     |      |     | 4   | 2 |
|   |  | 96-00   | L   |   |   |                    | +ABS               | 17-0257 | 44 | 27 |    | 26   | 82   | 86,5 | 38 | 91  | 68,5 | 620 | s3  |   |
|   |   | 96-00   | L   |   |   |                    | -ABS               | 17-0255 |    | 27 |    | 26   | 82   | 86,5 | 38 | 91  | 68,5 | 620 | s3  |   |
|   |   | 96-00   | R   |   |   |                    | +ABS               | 17-0258 | 44 | 27 |    | 35   | 82   | 86,5 | 38 | 91  |      | 570 | s8  |   |
|   |   | 96-00   | R   |   |   |                    | -ABS               | 17-0256 |    | 27 |    | 35   | 82   | 86,5 | 38 | 91  |      | 570 | s8  |   |
| 1.8 i (85 kW) Eng. RKB/ F/ H/ K/ J                |  | 96-11/00  |     | •   |   | +ABS               | 13-0163            |         |    |    | 25 | 78   | 130  |      |    |     |      |     |     |   |
|   |   | 96-11/00  |     | •   |   |                    | +ABS               | 15-1201 | 44 | 27 | 30 | 57   | 82   | 59   |    |     |      |     | 4   | 2 |
|   |  | 96-00   | L   |   |   |                    | +ABS               | 17-0257 | 44 | 27 |    | 26   | 82   | 86,5 | 38 | 91  | 68,5 | 620 | s3  |   |
|   |   | 96-00   | L   |   |   |                    | -ABS               | 17-0255 |    | 27 |    | 26   | 82   | 86,5 | 38 | 91  | 68,5 | 620 | s3  |   |
|   |   | 96-00   | R   |   |   |                    | +ABS               | 17-0258 | 44 | 27 |    | 35   | 82   | 86,5 | 38 | 91  |      | 570 | s8  |   |
| 96-00   | R   |   |     |   | -ABS  | 17-0256            |                    | 27      |    | 35 | 82 | 86,5 | 38   | 91   |    | 570 | s8   |     |     |   |



























| <b>Mondeo II (BAP), SW '96-'00</b>           |  |          | L/R |   |  | NOTE      | METELLI ref.   | ABS            | A  | B  | C  | D  | E    | F    | H  | I    | L    | M   | Fig |  |
|--|--|----------|-----|---|--|-----------|----------------|----------------|----|----|----|----|------|------|----|------|------|-----|-----|--|
| 1.8 TD (66 kW) Eng. RFA/ B/ D/ K/ L/ M/ N/ S |  | 96-00    |     | • |  | +ABS, M/T | <b>13-0162</b> |                |    |    | 25 | 78 | 130  |      |    |      |      |     |     |  |
|  |  | 96-00    |     | • |  | +ABS, M/T | <b>15-1200</b> | 44             | 27 | 25 | 57 | 87 | 59   |      |    |      |      | 4   | 2   |  |
|  |  | 96-00    | L   |   |  |           | +ABS           | <b>17-0261</b> | 44 | 27 |    | 26 | 87   | 90,5 | 41 | 91   | 68,5 | 620 | s3  |  |
|  |  | 96-00    | L   |   |  |           | -ABS           | <b>17-0259</b> |    | 27 |    | 26 | 87   | 90,5 | 41 | 91   | 68,5 | 620 | s3  |  |
|  |  | 96-00    | R   |   |  |           | +ABS           | <b>17-0262</b> | 44 | 27 |    | 35 | 87   | 90,5 | 41 | 91   |      | 567 | s8  |  |
|  |  | 96-00    | R   |   |  |           | -ABS           | <b>17-0260</b> |    | 27 |    | 35 | 87   | 90,5 | 41 | 91   |      | 567 | s8  |  |
| 2.0 i (96 kW) Eng. NGA/ B/ C/ D              |  | 96-11/00 |     | • |  | +ABS      | <b>13-0163</b> |                |    |    | 25 | 78 | 130  |      |    |      |      |     |     |  |
|  |  | 96-11/00 |     | • |  | +ABS      | <b>15-1201</b> | 44             | 27 | 30 | 57 | 82 | 59   |      |    |      |      | 4   | 2   |  |
|  |  | 96-00    | L   |   |  |           | +ABS           | <b>17-0257</b> | 44 | 27 |    | 26 | 82   | 86,5 | 38 | 91   | 68,5 | 620 | s3  |  |
|  |  | 96-00    | L   |   |  |           | -ABS           | <b>17-0255</b> |    | 27 |    | 26 | 82   | 86,5 | 38 | 91   | 68,5 | 620 | s3  |  |
|  |  | 96-00    | R   |   |  |           | +ABS           | <b>17-0258</b> | 44 | 27 |    | 35 | 82   | 86,5 | 38 | 91   |      | 570 | s8  |  |
|  |  | 96-00    | R   |   |  |           | -ABS           | <b>17-0256</b> |    | 27 |    | 35 | 82   | 86,5 | 38 | 91   |      | 570 | s8  |  |
| 2.5 24v (125 kW) Eng. SEA                    |  | 96-11/00 |     | • |  | +ABS, M/T | <b>13-0162</b> |                |    |    | 25 | 78 | 130  |      |    |      |      |     |     |  |
|  |  | 96-11/00 |     | • |  | +ABS, M/T | <b>15-1200</b> | 44             | 27 | 25 | 57 | 87 | 59   |      |    |      |      | 4   | 2   |  |
|  |  | 96-11/00 | L   |   |  |           |                | <b>17-0259</b> |    | 27 |    | 26 | 87   | 90,5 | 41 | 91   | 68,5 | 620 | s3  |  |
|  |  | 96-11/00 | L   |   |  |           | +ABS           | <b>17-0261</b> | 44 | 27 |    | 26 | 87   | 90,5 | 41 | 91   | 68,5 | 620 | s3  |  |
|  |  | 96-11/00 | R   |   |  |           |                | <b>17-0260</b> |    | 27 |    | 35 | 87   | 90,5 | 41 | 91   |      | 567 | s8  |  |
|  |  | 96-11/00 | R   |   |  |           | +ABS           | <b>17-0262</b> | 44 | 27 |    | 35 | 87   | 90,5 | 41 | 91   |      | 567 | s8  |  |
| 2.5 24V (125 kW) Eng. SEB/ SEC               |  | 96-      |     | • |  |           | <b>13-0163</b> |                |    |    | 25 | 78 | 130  |      |    |      |      |     |     |  |
|  |  | 96-      |     | • |  |           | <b>15-1201</b> | 44             | 27 | 30 | 57 | 82 | 59   |      |    |      |      | 4   | 2   |  |
| 2.5 ST 200 (151 kW) Eng. SGA                 |  | 99-      |     | • |  |           | <b>13-0163</b> |                |    |    | 25 | 78 | 130  |      |    |      |      |     |     |  |
|  |  | 99-      |     | • |  |           | <b>15-1201</b> | 44             | 27 | 30 | 57 | 82 | 59   |      |    |      |      | 4   | 2   |  |
| <b>Mondeo III (B5Y), SW '00-'07</b>          |  |          | L/R |   |  | NOTE      | METELLI ref.   | ABS            | A  | B  | C  | D  | E    | F    | H  | I    | L    | M   | Fig |  |
| 1.8 16v (81 kW) Eng. CGBA/ B                 |  | 00-07    |     | • |  |           | <b>13-0423</b> |                |    |    | 31 | 75 | 115  |      |    |      |      |     |     |  |
|  |  | 00-07    |     | • |  |           | <b>15-1640</b> |                | 27 | 23 | 56 | 82 | 58,3 |      |    |      |      | 4   | 1   |  |
|  |  | 00-07    | L   |   |  |           | M/T            | <b>17-0790</b> |    | 27 |    | 26 | 91   | 90,5 |    | 91,2 | 68,2 | 632 | s9  |  |
|  |  | 00-07    | R   |   |  |           | M/T            | <b>17-0791</b> |    | 27 | 35 |    | 91   | 90,5 |    | 91,2 | 38,5 | 581 | s8  |  |
| 1.8 16v (92 kW) Eng. CHBA/ B                 |  | 00-07    |     | • |  |           | <b>13-0423</b> |                |    |    | 31 | 75 | 115  |      |    |      |      |     |     |  |
|  |  | 00-07    |     | • |  |           | <b>15-1640</b> |                | 27 | 23 | 56 | 82 | 58,3 |      |    |      |      | 4   | 1   |  |
|  |  | 00-07    | L   |   |  |           | M/T            | <b>17-0790</b> |    | 27 |    | 26 | 91   | 90,5 |    | 91,2 | 68,2 | 632 | s9  |  |
|  |  | 00-07    | R   |   |  |           | M/T            | <b>17-0791</b> |    | 27 | 35 |    | 91   | 90,5 |    | 91,2 | 38,5 | 581 | s8  |  |

| Mondeo III (B5Y), SW '00-'07                    |    | L/R    |  |  | NOTE | METELLI ref. | ABS     | A  | B  | C  | D  | E    | F    | H | I    | L    | M   | Fig |  |  |
|---|---|--------|---|--|------|--------------|---------|----|----|----|----|------|------|---|------|------|-----|-----|--|--|
| 1.8 SCi (96 kW) Eng. CFBA                       |    | 00-07  |   | ●  |      | 13-0423      |         |    |    | 31 | 75 | 115  |      |   |      |      |     |     |  |  |
|   |    | 00-07  |   | ●  |      | 15-1640      |         | 27 | 23 | 56 | 82 | 58,3 |      |   |      |      | 4   | 1   |  |  |
|   |    | 03-07  | L   |  |      | M/T          | 17-0790 |    | 27 |    | 26 | 91   | 90,5 |   | 91,2 | 68,2 | 632 | s9  |  |  |
|   |   | 03-07  | R   |  |      | M/T          | 17-0791 |    | 27 | 35 |    | 91   | 90,5 |   | 91,2 | 38,5 | 581 | s8  |  |  |
| 2.0 16v (107 kW) Eng. CJBA/ B                   |    | 00-07  |   | ●  |      | 13-0423      |         |    |    | 31 | 75 | 115  |      |   |      |      |     |     |  |  |
|   |    | 00-07  |   | ●  |      | 15-1640      |         | 27 | 23 | 56 | 82 | 58,3 |      |   |      |      | 4   | 1   |  |  |
|   |    | 00-07  | L   |  |      | M/T          | 17-0790 |    | 27 |    | 26 | 91   | 90,5 |   | 91,2 | 68,2 | 632 | s9  |  |  |
|   |   | 00-07  | R   |  |      | M/T          | 17-0791 |    | 27 | 35 |    | 91   | 90,5 |   | 91,2 | 38,5 | 581 | s8  |  |  |
| 2.0 16v Di / TDDi (66 kW) Eng. D5BA             |    | 11/00- |   | ●  |      | 13-0285      |         |    |    | 25 | 90 | 107  |      |   |      |      |     |     |  |  |
|   |    | 11/00- |   | ●  |      | 15-1417      |         | 27 | 26 | 56 | 90 | 58,5 |      |   |      |      | 4   | 1   |  |  |
|   |    | 00-07  | L   |  |      | M/T          | 17-0790 |    | 27 |    | 26 | 91   | 90,5 |   | 91,2 | 68,2 | 632 | s9  |  |  |
|   |   | 00-07  | R   |  |      | M/T          | 17-0791 |    | 27 | 35 |    | 91   | 90,5 |   | 91,2 | 38,5 | 581 | s8  |  |  |
| 2.0 16v Di / TDDi (85 kW) Eng. HJBA/ B/ C/ D6BA |    | 11/00- |   | ●  |      | 13-0285      |         |    |    | 25 | 90 | 107  |      |   |      |      |     |     |  |  |
|   |    | 11/00- |   | ●  |      | 15-1417      |         | 27 | 26 | 56 | 90 | 58,5 |      |   |      |      | 4   | 1   |  |  |
|   |    | 00-07  | L   |  |      | M/T          | 17-0790 |    | 27 |    | 26 | 91   | 90,5 |   | 91,2 | 68,2 | 632 | s9  |  |  |
|   |   | 00-07  | R   |  |      | M/T          | 17-0791 |    | 27 | 35 |    | 91   | 90,5 |   | 91,2 | 38,5 | 581 | s8  |  |  |
| 2.0 TDCi (96 kW) Eng. FMBA/ B                   |    | 01-07  |   | ●  |      | 13-0285      |         |    |    | 25 | 90 | 107  |      |   |      |      |     |     |  |  |
|   |    | 01-07  |   | ●  |      | 15-1417      |         | 27 | 26 | 56 | 90 | 58,5 |      |   |      |      | 4   | 1   |  |  |
|   |    | 01-07  | L   |  |      | M/T          | 17-0790 |    | 27 |    | 26 | 91   | 90,5 |   | 91,2 | 68,2 | 632 | s9  |  |  |
|   |   | 01-07  | R   |  |      | M/T          | 17-0791 |    | 27 | 35 |    | 91   | 90,5 |   | 91,2 | 38,5 | 581 | s8  |  |  |
| 2.2 TDCi (114 kW) Eng. QJBA/ B                  |  | 04-07  |   | ●  |      | 13-0285      |         |    |    | 25 | 90 | 107  |      |   |      |      |     |     |  |  |
|   |  | 04-07  |   | ●  |      | 15-1417      |         | 27 | 26 | 56 | 90 | 58,5 |      |   |      |      | 4   | 1   |  |  |
|   |  | 04-07  | L   |  |      | M/T          | 17-0790 |    | 27 |    | 26 | 91   | 90,5 |   | 91,2 | 68,2 | 632 | s9  |  |  |
|   |   | 04-07  | R   |  |      | M/T          | 17-0791 |    | 27 | 35 |    | 91   | 90,5 |   | 91,2 | 38,5 | 581 | s8  |  |  |
| 2.5 V6 24v (125 kW) Eng. LCBD                   |  | 11/00- |   | ●  |      | 13-0285      |         |    |    | 25 | 90 | 107  |      |   |      |      |     |     |  |  |
|   |  | 11/00- |   | ●  |      | 15-1417      |         | 27 | 26 | 56 | 90 | 58,5 |      |   |      |      | 4   | 1   |  |  |
|   |  | 00-07  | L   |  |      | M/T          | 17-0790 |    | 27 |    | 26 | 91   | 90,5 |   | 91,2 | 68,2 | 632 | s9  |  |  |
|   |   | 00-07  | R   |  |      | M/T          | 17-0791 |    | 27 | 35 |    | 91   | 90,5 |   | 91,2 | 38,5 | 581 | s8  |  |  |
| 3.0 ST220 (166 kW) Eng. MEBA                    |  | 02-    |   | ●  |      | 13-0285      |         |    |    | 25 | 90 | 107  |      |   |      |      |     |     |  |  |
|   |  | 02-    |   | ●  |      | 15-1417      |         | 27 | 26 | 56 | 90 | 58,5 |      |   |      |      | 4   | 1   |  |  |
| 3.0 V6 24v (150 kW) Eng. REBA                   |  | 04-    |   | ●  |      | 13-0285      |         |    |    | 25 | 90 | 107  |      |   |      |      |     |     |  |  |
|   |  | 04-    |   | ●  |      | 15-1417      |         | 27 | 26 | 56 | 90 | 58,5 |      |   |      |      | 4   | 1   |  |  |









































| <b>Mondeo IV, SW '07-</b>                  |   |  | L/R |  |  | NOTE | METELLI ref. | ABS | A  | B    | C    | D    | E   | F | H | I | L | M   | Fig |  |
|--|---|---|-----|---|--|------|--------------|-----|----|------|------|------|-----|---|---|---|---|-----|-----|--|
| 1.6 TDCi (85 kW) Eng. T1BB                 |    | 11-   |     | •   |  |      | 13-0499      |     |    |      | 27   | 90   | 140 |   |   |   |   |     |     |  |
|  |    | 11-   |     | •   |  |      | 15-1738      | 40  | 28 | 57,4 | 91,9 | 51,4 |     |   |   |   |   | 13a | 1   |  |
| 1.8 TDCi (74 kW) Eng. FFBA                 |    | 07-   |     | •   |  |      | 13-0499      |     |    |      | 27   | 90   | 140 |   |   |   |   |     |     |  |
|  |    | 07-   |     | •   |  |      | 15-1738      | 40  | 28 | 57,4 | 91,9 | 51,4 |     |   |   |   |   | 13a | 1   |  |
| 1.8 TDCi (92 kW) Eng. QYBA/ KHBA           |    | 07-   |     | •   |  |      | 13-0499      |     |    |      | 27   | 90   | 140 |   |   |   |   |     |     |  |
|  |    | 07-   |     | •   |  |      | 15-1738      | 40  | 28 | 57,4 | 91,9 | 51,4 |     |   |   |   |   | 13a | 1   |  |
| 2.0 LPG (107 kW) Eng. TBBA                 |    | 09-   |     | •   |  |      | 13-0499      |     |    |      | 27   | 90   | 140 |   |   |   |   |     |     |  |
|  |    | 09-   |     | •   |  |      | 15-1738      | 40  | 28 | 57,4 | 91,9 | 51,4 |     |   |   |   |   | 13a | 1   |  |
| 2.0 TDCi (103 kW) Eng. QXBA                |    | 07-   |     | •   |  |      | 13-0499      |     |    |      | 27   | 90   | 140 |   |   |   |   |     |     |  |
|  |    | 07-   |     | •   |  |      | 15-1738      | 40  | 28 | 57,4 | 91,9 | 51,4 |     |   |   |   |   | 13a | 1   |  |
| 2.0 TDCi (85 kW) Eng. KLBA                 |    | 07-   | L   | •   | A/T  |      | 13-0499      |     |    |      | 27   | 90   | 140 |   |   |   |   |     |     |  |
|  |    | 07-   | L   | •   | A/T  |      | 15-1738      | 40  | 28 | 57,4 | 91,9 | 51,4 |     |   |   |   |   | 13a | 1   |  |
| 2.0 TDCi (96 kW) Eng. AZBA                 |    | 07-   | L   | •   | A/T  |      | 13-0499      |     |    |      | 27   | 90   | 140 |   |   |   |   |     |     |  |
|  |    | 07-   | L   | •   | A/T  |      | 15-1738      | 40  | 28 | 57,4 | 91,9 | 51,4 |     |   |   |   |   | 13a | 1   |  |
| 2.0, Flexifuel (107 kW) Eng. AODA/ B       |    | 07-   |     | •   |  |      | 13-0499      |     |    |      | 27   | 90   | 140 |   |   |   |   |     |     |  |
|  |    | 07-   |     | •   |  |      | 15-1738      | 40  | 28 | 57,4 | 91,9 | 51,4 |     |   |   |   |   | 13a | 1   |  |
| <b>Orion I (AFD) '83-'86</b>               |   |  | L/R |  |  | NOTE | METELLI ref. | ABS | A  | B    | C    | D    | E   | F | H | I | L | M   | Fig |  |
| 1.3 (51 kW) Eng. JPA/ C                    |    | 7/83-3/86   |     | •   | +/-ABS, M/T  |      | 13-0017      |     |    |      | 20   | 78   | 103 |   |   |   |   |     |     |  |
|  |   | 7/83-3/86   |     | •   | +/-ABS, M/T  |      | 15-1014      | 23  | 22 | 55   | 84   | 61   |     |   |   |   |   | 4   | 3   |  |
| 1.6 (58 kW) Eng. LP1/ LP2/ LUA/ B/ C/ D/ H |  | 7/83-3/86   |     | •   | +/-ABS   |      | 13-0017      |     |    |      | 20   | 78   | 103 |   |   |   |   |     |     |  |
|  |  | 7/83-3/86   |     | •   | +/-ABS   |      | 15-1014      | 23  | 22 | 55   | 84   | 61   |     |   |   |   |   | 4   | 3   |  |
| 1.6 D (40 kW) Eng. LTA/ B/ C               |  | 2/84-3/86   |     | •   | +/-ABS   |      | 13-0017      |     |    |      | 20   | 78   | 103 |   |   |   |   |     |     |  |
|  |  | 2/84-3/86   |     | •   | +/-ABS   |      | 15-1014      | 23  | 22 | 55   | 84   | 61   |     |   |   |   |   | 4   | 3   |  |
| 1.6i (77 kW) Eng. LR1/ LRA/ B              |  | 7/83-3/86   |     | •   | +/-ABS   |      | 13-0017      |     |    |      | 20   | 78   | 103 |   |   |   |   |     |     |  |
|  |  | 7/83-3/86   |     | •   | +/-ABS   |      | 15-1014      | 23  | 22 | 55   | 84   | 61   |     |   |   |   |   | 4   | 3   |  |











| <b>Orion II (AFF) '85-'90</b>                     |   |    | L/R |    |    | NOTE        | METELLI ref.   | ABS            | A | B  | C  | D    | E   | F    | H | I | L | M | Fig |   |
|---|---|---|-----|---|--|-------------|----------------|----------------|---|----|----|------|-----|------|---|---|---|---|-----|---|
| 1.3 (44 kW) Eng. JLA/ B/ JBB                      |    | 12/85-8/90  |     | •   |  | +/-ABS      | <b>13-0017</b> |                |   |    | 20 | 78   | 103 |      |   |   |   |   |     |   |
|   |   | 12/85-8/90  |     | •   |  | -ABS        | <b>13-0037</b> |                |   |    | 20 | 68   | 100 |      |   |   |   |   |     |   |
|   |    | 12/85-8/90  |     |   | •  |             | -ABS           | <b>14-0009</b> |   |    |    | 19   | 68  | 96   |   |   |   |   |     |   |
|   |   | 12/85-8/90  |     | •   |  |             | +/-ABS         | <b>15-1014</b> |   | 23 | 22 | 55   | 84  | 61   |   |   |   |   | 4   | 3 |
|   |    | 12/85-8/90  |     | •   |  |             | -ABS           | <b>15-1037</b> |   | 23 | 20 | 50   | 72  | 61   |   |   |   |   | 4   | 3 |
|   |   | 12/85-8/90  |     |   | •  |             | -ABS           | <b>16-1007</b> |   | 23 | 20 | 40   | 75  |      |   |   |   |   |     |   |
| 1.3 (51 kW) Eng. JPA/ C                           |    | 86-88   |     | •   |  | +/-ABS      | <b>13-0017</b> |                |   |    | 20 | 78   | 103 |      |   |   |   |   |     |   |
|   |   | 86-88   |     | •   |  | -ABS        | <b>13-0037</b> |                |   |    | 20 | 68   | 100 |      |   |   |   |   |     |   |
|   |    | 86-88   |     |   | •  |             | -ABS           | <b>14-0009</b> |   |    |    | 19   | 68  | 96   |   |   |   |   |     |   |
|   |   | 86-88   |     | •   |  |             | +/-ABS         | <b>15-1014</b> |   | 23 | 22 | 55   | 84  | 61   |   |   |   |   | 4   | 3 |
|   |    | 86-88   |     | •   |  |             | -ABS           | <b>15-1037</b> |   | 23 | 20 | 50   | 72  | 61   |   |   |   |   | 4   | 3 |
|   |   | 86-88   |     |   | •  |             | -ABS           | <b>16-1007</b> |   | 23 | 20 | 40   | 75  |      |   |   |   |   |     |   |
| 1.6 (66 kW) Eng. LP1/ LP2/ LUA/ B/ C/ D/ H        |    | 12/85-7/90  |     | •   |  | +/-ABS      | <b>13-0017</b> |                |   |    | 20 | 78   | 103 |      |   |   |   |   |     |   |
|   |   | 12/85-7/90  |     | •   |  |             | +/-ABS         | <b>15-1014</b> |   | 23 | 22 | 55   | 84  | 61   |   |   |   |   | 4   | 3 |
| 1.6 D (40 kW) Eng. LTA/ B/ C                      |    | 85-89   |     | •   |  | +/-ABS      | <b>13-0017</b> |                |   |    | 20 | 78   | 103 |      |   |   |   |   |     |   |
|   |   | 85-89   |     | •   |  |             | +/-ABS         | <b>15-1014</b> |   | 23 | 22 | 55   | 84  | 61   |   |   |   |   | 4   | 3 |
| 1.6i (77 kW) Eng. LR1/ LRA/ B                     |    | 86-90   |     | •   |  | +/-ABS      | <b>13-0017</b> |                |   |    | 20 | 78   | 103 |      |   |   |   |   |     |   |
|   |   | 86-90   |     | •   |  |             | +/-ABS         | <b>15-1014</b> |   | 23 | 22 | 55   | 84  | 61   |   |   |   |   | 4   | 3 |
| 1.6i Kat (66 kW) Eng. L4B                         |    | 86-90   |     | •   |  | +/-ABS      | <b>13-0017</b> |                |   |    | 20 | 78   | 103 |      |   |   |   |   |     |   |
|   |   | 86-90   |     | •   |  |             | +/-ABS         | <b>15-1014</b> |   | 23 | 22 | 55   | 84  | 61   |   |   |   |   | 4   | 3 |
| 1.8 D (44 kW) Eng. RTA/ B/ C/ D/ E/ F/ G/ H/ J/ K |   | 1/89-7/90   |     | •   |  | +/-ABS      | <b>13-0017</b> |                |   |    | 20 | 78   | 103 |      |   |   |   |   |     |   |
|   |   | 1/89-7/90   |     | •   |  |             | +/-ABS         | <b>15-1014</b> |   | 23 | 22 | 55   | 84  | 61   |   |   |   |   | 4   | 3 |
| <b>Orion III (GAL) '90-'93</b>                    |   |  | L/R |  |  | NOTE        | METELLI ref.   | ABS            | A | B  | C  | D    | E   | F    | H | I | L | M | Fig |   |
| 1.3 (44 kW) Eng. J4B/ J6A                         |  | 7/90-7/93   |     | •   |  | +/-ABS, M/T | <b>13-0037</b> |                |   |    | 20 | 68   | 100 |      |   |   |   |   |     |   |
|   |   | 7/90-7/93   |     | •   |  | +/-ABS, M/T | <b>13-0134</b> |                |   |    | 20 | 78   | 103 |      |   |   |   |   |     |   |
|   |  | 7/90-7/93   |     | •   |  |             | +/-ABS, M/T    | <b>15-1041</b> |   | 23 | 20 | 60   | 72  | 50   |   |   |   |   | 4   | 3 |
|   |   | 7/90-7/93   |     | •   |  |             | +/-ABS, M/T    | <b>15-1156</b> |   | 23 | 22 | 48   | 84  | 51   |   |   |   |   | 4   | 3 |
| 1.4 (52 kW) Eng. F6A/ B/ C/ D/ E/ F/ G            |  | 7/90-7/93   |     | •   |  | +/-ABS, M/T | <b>13-0102</b> |                |   |    | 20 | 78   | 103 |      |   |   |   |   |     |   |
|   |   | 7/90-7/93   |     | •   |  | +/-ABS, M/T | <b>13-0134</b> |                |   |    | 20 | 78   | 103 |      |   |   |   |   |     |   |
|   |  | 7/90-7/93   |     | •   |  |             | +/-ABS, M/T    | <b>15-1125</b> |   | 25 | 22 | 56,6 | 84  | 55,5 |   |   |   |   | 4   | 3 |
|   |   | 7/90-7/93   |     | •   |  |             | +/-ABS, M/T    | <b>15-1156</b> |   | 23 | 22 | 48   | 84  | 51   |   |   |   |   | 4   | 3 |

| <b>Orion III (GAL) '90-'93</b>                    |   |    | L/R |    |    | NOTE            | METELLI ref.   | ABS | A  | B    | C  | D    | E   | F  | H   | I   | L   | M   | Fig |
|---|---|---|-----|---|--|-----------------|----------------|-----|----|------|----|------|-----|----|-----|-----|-----|-----|-----|
| 1.4 (54 kW) Eng. F6A/ B/ C/ D/ E/ F/ G            |    | 90-93   | L   |   |  |                 | <b>17-0249</b> |     | 25 | 22   | 23 | 81   | 84  | 30 | 88  | 61  | 606 | s16 |     |
|   |   | 90-93   | R   |   |  |                 | <b>17-0250</b> |     | 25 | 22   | 23 | 81   | 84  | 30 | 88  | 61  | 904 | s16 |     |
| 1.6i (77 kW) Eng. LJF                             |    | 90-92   |     | ●   |  | +/-ABS, M/T     | <b>13-0102</b> |     |    |      | 20 | 78   | 103 |    |     |     |     |     |     |
|   |    | 90-92   |     | ●   |  | +/-ABS, M/T     | <b>15-1125</b> | 25  | 22 | 56,6 | 84 | 55,5 |     |    |     |     |     | 4   | 3   |
| 1.6i 16v (66 kW) Eng. L1E/ F/ G/ H/ J/ K/ L/ N/ Q |    | 92-93   |     | ●   |  | +/-ABS, M/T     | <b>13-0102</b> |     |    |      | 20 | 78   | 103 |    |     |     |     |     |     |
|   |    | 92-93   |     | ●   |  | +/-ABS, M/T     | <b>15-1125</b> | 25  | 22 | 56,6 | 84 | 55,5 |     |    |     |     |     | 4   | 3   |
| 1.6i, 16v (66 kW) Eng. LUG/ K/ J                  |    | 90-92   |     | ●   |  | +/-ABS, M/T     | <b>13-0102</b> |     |    |      | 20 | 78   | 103 |    |     |     |     |     |     |
|   |    | 90-92   |     | ●   |  | +/-ABS, M/T     | <b>15-1125</b> | 25  | 22 | 56,6 | 84 | 55,5 |     |    |     |     |     | 4   | 3   |
|   |    | 90-92   | L   |   |  |                 | <b>17-0249</b> | 25  | 22 | 23   | 81 | 84   | 30  | 88 | 61  | 606 | s16 |     |     |
|   |   | 90-92   | R   |   |  |                 | <b>17-0250</b> | 25  | 22 | 23   | 81 | 84   | 30  | 88 | 61  | 904 | s16 |     |     |
| 1.8 16v (96 kW) Eng. RQB/ C                       |    | 2/92-7/93   |     | ●   |  | +/-ABS, M/T     | <b>13-0102</b> |     |    |      | 20 | 78   | 103 |    |     |     |     |     |     |
|   |   | 2/92-7/93   |     | ●   |  | +/-ABS, M/T     | <b>13-0161</b> |     |    |      | 25 | 90   | 107 |    |     |     |     |     |     |
|   |    | 2/92-7/93   |     | ●   |  | +/-ABS, M/T     | <b>15-1125</b> | 25  | 22 | 56,6 | 84 | 55,5 |     |    |     |     |     | 4   | 3   |
|   |   | 2/92-7/93   |     | ●   |  | +/-ABS, M/T     | <b>15-1198</b> | 25  | 25 | 56,6 | 90 | 56   |     |    |     |     |     | 4   | 3   |
| 1.8 D (44 kW) Eng. RTA/ B/ C/ D/ E/ F/ G/ H/ J/ K |    | 11/90-7/93  |     | ●   |  | +/-ABS, M/T     | <b>13-0102</b> |     |    |      | 20 | 78   | 103 |    |     |     |     |     |     |
|   |    | 11/90-7/93  |     | ●   |  | +/-ABS, M/T     | <b>15-1125</b> | 25  | 22 | 56,6 | 84 | 55,5 |     |    |     |     |     | 4   | 3   |
|   |    | 9/90-12/92  | L   |   |  | -ABS, G.Box:MTX | <b>17-0249</b> | 25  | 22 | 23   | 81 | 84   | 30  | 88 | 61  | 606 | s16 |     |     |
|   |   | 9/90-12/92  | R   |   |  | -ABS, G.Box:MTX | <b>17-0250</b> | 25  | 22 | 23   | 81 | 84   | 30  | 88 | 61  | 904 | s16 |     |     |
| 1.8 TD (66 kW) Eng. RFA/ B/ D/ K/ L/ M/ N/ S      |    | 3/92-7/93   |     | ●   |  | +/-ABS, M/T     | <b>13-0161</b> |     |    |      | 25 | 90   | 107 |    |     |     |     |     |     |
|   |    | 3/92-7/93   |     | ●   |  | +/-ABS, M/T     | <b>15-1198</b> | 25  | 25 | 56,6 | 90 | 56   |     |    |     |     |     | 4   | 3   |
| 1.8i 16v (77 kW) Eng. RDA/ B                      |   | 2/92-7/93   |     | ●   |  | +/-ABS, M/T     | <b>13-0102</b> |     |    |      | 20 | 78   | 103 |    |     |     |     |     |     |
|   |   | 2/92-7/93   |     | ●   |  | +/-ABS, M/T     | <b>13-0161</b> |     |    |      | 25 | 90   | 107 |    |     |     |     |     |     |
|   |  | 2/92-7/93   |     | ●   |  | +/-ABS, M/T     | <b>15-1125</b> | 25  | 22 | 56,6 | 84 | 55,5 |     |    |     |     |     | 4   | 3   |
|   |   | 2/92-7/93   |     | ●   |  | +/-ABS, M/T     | <b>15-1198</b> | 25  | 25 | 56,6 | 90 | 56   |     |    |     |     |     | 4   | 3   |
|   |  | 1/93-   | L   |   |  | -ABS, G.Box:MTX | <b>17-0249</b> | 25  | 22 | 23   | 81 | 84   | 30  | 88 | 61  | 606 | s16 |     |     |
|   | 1/93-   | R   |     |   | -ABS, G.Box:MTX  | <b>17-0250</b>  | 25             | 22  | 23 | 81   | 84 | 30   | 88  | 61 | 904 | s16 |     |     |     |
| <b>Puma (EC) '97-</b>                             |   |  | L/R |  |  | NOTE            | METELLI ref.   | ABS | A  | B    | C  | D    | E   | F  | H   | I   | L   | M   | Fig |
| 1.4i 16v (66 kW) Eng. FHA/ D/ E/ F                |  | 11/97-  |     | ●   |  | M/T             | <b>13-0102</b> |     |    |      | 20 | 78   | 103 |    |     |     |     |     |     |
|   |  | 11/97-  |     | ●   |  | M/T             | <b>15-1192</b> | 25  | 22 | 56,6 | 81 | 55,5 |     |    |     |     |     | 4   | 3   |



























































| <b>Scorpio I (GAE, GGE) '85-'94</b>             |   |    | L/R |    |    | NOTE         | METELLI ref. | ABS | A  | B  | C    | D    | E    | F | H | I | L | M | Fig |   |  |
|---|---|---|-----|---|--|--------------|--------------|-----|----|----|------|------|------|---|---|---|---|---|-----|---|--|
| 2.9 i, 4WD, SW, KAT (107 kW) Eng. BRD/ BRE/ BRF |    | 86-94   |     | •   | •  | RWD, M/T+A/T | 14-0007      |     |    |    | 25   | 62   | 81   |   |   |   |   |   |     |   |  |
|   |    | 86-94   |     | •   | •  | RWD, M/T+A/T | 16-1005      |     |    | 25 |      | 100  |      |   |   |   |   |   |     |   |  |
| <b>Scorpio II (GFR,GGR,GNR), SW '94-'98</b>     |   |    | L/R |    |    | NOTE         | METELLI ref. | ABS | A  | B  | C    | D    | E    | F | H | I | L | M | Fig |   |  |
| 2.0 i (85 kW) Eng. NSF/ G/ H/ D                 |    | 10/94-  |     | •   | •  | M/T+A/T      | 14-0007      |     |    |    | 25   | 62   | 81   |   |   |   |   |   |     |   |  |
|   |    | 10/94-  |     | •   | •  | M/T+A/T      | 16-1005      |     |    | 25 |      | 100  |      |   |   |   |   |   |     |   |  |
| 2.0 i 16v (100 kW) Eng. N3A                     |    | 10/94-  |     | •   | •  | M/T+A/T      | 14-0007      |     |    |    | 25   | 62   | 81   |   |   |   |   |   |     |   |  |
|   |    | 10/94-  |     | •   | •  | M/T+A/T      | 16-1005      |     |    | 25 |      | 100  |      |   |   |   |   |   |     |   |  |
| 2.3 16v (108 kW) Eng. Y5A                       |    | 96-   |     | •   | •  | M/T+A/T      | 14-0007      |     |    |    | 25   | 62   | 81   |   |   |   |   |   |     |   |  |
|   |    | 96-   |     | •   | •  | M/T+A/T      | 16-1005      |     |    | 25 |      | 100  |      |   |   |   |   |   |     |   |  |
| 2.5 TD (85 kW) Eng. SCC/ SF/ SC/ VM             |    | 10/94-  |     | •   | •  | M/T+A/T      | 14-0007      |     |    |    | 25   | 62   | 81   |   |   |   |   |   |     |   |  |
|   |    | 10/94-  |     | •   | •  | M/T+A/T      | 16-1005      |     |    | 25 |      | 100  |      |   |   |   |   |   |     |   |  |
| 2.5 TD (92 kW) Eng. SCC/ SF/ SC/ VM             |    | 96-   |     | •   | •  | M/T+A/T      | 14-0007      |     |    |    | 25   | 62   | 81   |   |   |   |   |   |     |   |  |
|   |    | 96-   |     | •   | •  | M/T+A/T      | 16-1005      |     |    | 25 |      | 100  |      |   |   |   |   |   |     |   |  |
| <b>Sierra II, SW '87-'93</b>                    |   |    | L/R |    |    | NOTE         | METELLI ref. | ABS | A  | B  | C    | D    | E    | F | H | I | L | M | Fig |   |  |
| 2.0 16v Cosworth 4WD, Kat (162 kW) Eng. N5C     |    | 90-93   |     | •   | •  |              | 14-0007      |     |    |    | 25   | 62   | 81   |   |   |   |   |   |     |   |  |
|   |    | 90-93   |     | •   | •  |              | 16-1005      |     |    | 25 |      | 100  |      |   |   |   |   |   |     |   |  |
| 2.0 RS Cosworth (150 kW) Eng. N5B               |    | 88-93   |     | •   | •  |              | 14-0007      |     |    |    | 25   | 62   | 81   |   |   |   |   |   |     |   |  |
|   |   | 88-93   |     | •   | •  |              | 16-1005      |     |    | 25 |      | 100  |      |   |   |   |   |   |     |   |  |
| <b>S-Max I '06-'10</b>                          |   |  | L/R |  |  | NOTE         | METELLI ref. | ABS | A  | B  | C    | D    | E    | F | H | I | L | M | Fig |   |  |
| 1.8 TDCi (92 kW) Eng. QYWA                      |  | 06-   |     | •   |  |              | 13-0499      |     |    |    | 27   | 90   | 140  |   |   |   |   |   |     |   |  |
|   |  | 06-   |     | •   |  |              | 15-1738      |     | 40 | 28 | 57,4 | 91,9 | 51,4 |   |   |   |   |   | 13a | 1 |  |
| 2.0 TDCi (103 kW) Eng. QXWA                     |  | 06-   | L   | •   |  | A/T          | 13-0499      |     |    |    | 27   | 90   | 140  |   |   |   |   |   |     |   |  |
|   |  | 06-   | L   | •   |  | A/T          | 15-1738      |     | 40 | 28 | 57,4 | 91,9 | 51,4 |   |   |   |   |   | 13a | 1 |  |
| 2.0 TDCi (85 kW) Eng. KLWA                      |  | 07-   |     | •   |  |              | 13-0499      |     |    |    | 27   | 90   | 140  |   |   |   |   |   |     |   |  |
|   |  | 07-   |     | •   |  |              | 15-1738      |     | 40 | 28 | 57,4 | 91,9 | 51,4 |   |   |   |   |   | 13a | 1 |  |
| 2.0 TDCi (96 kW) Eng. AZWA                      |  | 06-   | L   | •   |  | A/T          | 13-0499      |     |    |    | 27   | 90   | 140  |   |   |   |   |   |     |   |  |
|   |  | 06-   | L   | •   |  | A/T          | 15-1738      |     | 40 | 28 | 57,4 | 91,9 | 51,4 |   |   |   |   |   | 13a | 1 |  |
| 2.0, Flexifuel (107 kW) Eng. AOWA               |  | 06-   |     | •   |  |              | 13-0499      |     |    |    | 27   | 90   | 140  |   |   |   |   |   |     |   |  |
|   |  | 06-   |     | •   |  |              | 15-1738      |     | 40 | 28 | 57,4 | 91,9 | 51,4 |   |   |   |   |   | 13a | 1 |  |

## FORD EUROPE

| S-Max II '10-               |  |  | L/R |  |  | NOTE | METELLI ref. | ABS | A  | B  | C    | D    | E    | F | H | I | L | M   | Fig |
|-----------------------------|---|---|-----|---|--|------|--------------|-----|----|----|------|------|------|---|---|---|---|-----|-----|
|                             |   |   |     |   |  |      |              |     |    |    |      |      |      |   |   |   |   |     |     |
| 1.6 TDCi (85 kW)            |  | 11-   | L   | •   |  | A/T  | 13-0499      |     |    |    | 27   | 90   | 140  |   |   |   |   |     |     |
|                             |  | 11-   | L   | •   |  | A/T  | 15-1738      |     | 40 | 28 | 57,4 | 91,9 | 51,4 |   |   |   |   | 13a | 1   |
| 2.0 TDCi (120 kW) Eng. TXWA |  | 10-   | L   | •   |  | A/T  | 13-0499      |     |    |    | 27   | 90   | 140  |   |   |   |   |     |     |
|                             |  | 10-   | L   | •   |  | A/T  | 15-1738      |     | 40 | 28 | 57,4 | 91,9 | 51,4 |   |   |   |   | 13a | 1   |
| 2.2 TDCi (147 kW) Eng. KNWA |  | 10-   | L   | •   |  | A/T  | 13-0499      |     |    |    | 27   | 90   | 140  |   |   |   |   |     |     |
|                             |  | 10-   | L   | •   |  | A/T  | 15-1738      |     | 40 | 28 | 57,4 | 91,9 | 51,4 |   |   |   |   | 13a | 1   |































## FORD LCV, TRUCK






























| Escort III Van (AVA) '81-'86                      |    |   | L/R |   |   | NOTE   | METELLI ref. | ABS | A  | B  | C    | D  | E    | F | H | I | L | M | Fig |
|---|---|--|-----|--|---|--------|--------------|-----|----|----|------|----|------|---|---|---|---|---|-----|
|   |   |  |     |  |   |        |              |     |    |    |      |    |      |   |   |   |   |   |     |
| 1.6 D (40 kW) Eng. LTA/ B/ C                      |    | 84-86  |     | •  |   | +/-ABS | 13-0017      |     |    |    | 20   | 78 | 103  |   |   |   |   |   |     |
|   |    | 84-86  |     | •  |   | +/-ABS | 15-1014      |     | 23 | 22 | 55   | 84 | 61   |   |   |   |   | 4 | 3   |
| Escort VI Van (AVL) '95-                          |    |   | L/R |   |   | NOTE   | METELLI ref. | ABS | A  | B  | C    | D  | E    | F | H | I | L | M | Fig |
| 1.4 (54 kW) Eng. F4A/ B/ H                        |    | 95-  |     | •  |   |        | 13-0102      |     |    |    | 20   | 78 | 103  |   |   |   |   |   |     |
|   |    | 95-  |     | •  |   |        | 15-1192      |     | 25 | 22 | 56,6 | 81 | 55,5 |   |   |   |   | 4 | 3   |
| 1.8 D (44 kW) Eng. RTA/ B/ C/ D/ E/ F/ G/ H/ J/ K |    | 95-  |     | •  |   |        | 13-0102      |     |    |    | 20   | 78 | 103  |   |   |   |   |   |     |
|   |    | 95-  |     | •  |   |        | 15-1192      |     | 25 | 22 | 56,6 | 81 | 55,5 |   |   |   |   | 4 | 3   |
| 1.8 TD (51 kW) Eng. RVA                           |    | 95-  |     | •  |   | +/-ABS | 13-0161      |     |    |    | 25   | 90 | 107  |   |   |   |   |   |     |
|   |    | 95-  |     | •  |   | +/-ABS | 15-1198      |     | 25 | 25 | 56,6 | 90 | 56   |   |   |   |   | 4 | 3   |
| Fiesta I Van '76-'83                              |  |  | L/R |  |  | NOTE   | METELLI ref. | ABS | A  | B  | C    | D  | E    | F | H | I | L | M | Fig |
| 0.95 (27 kW) Eng. BL09L/ H                        |  | 5/76-2/83  |     | •  |   | M/T    | 13-0037      |     |    |    | 20   | 68 | 100  |   |   |   |   |   |     |
|   |  | 9/79-2/83  |     | •  |   | M/T    | 14-0009      |     |    |    | 19   | 68 | 96   |   |   |   |   |   |     |
|   |  | 5/76-8/80  |     | •  |   | M/T    | 15-1036      |     | 22 | 20 | 50   | 72 | 61   |   |   |   |   | 4 | 3   |
|   |  | 9/80-2/83  |     | •  |   | M/T    | 15-1037      |     | 23 | 20 | 50   | 72 | 61   |   |   |   |   | 4 | 3   |
|   |  | 9/79-2/83  |     | •  |   | M/T    | 16-1007      |     | 23 | 20 | 40   | 75 |      |   |   |   |   |   |     |
| 1.1 (40 kW) Eng. GMA/ GPA/ GLB/ GLA/ GLW          |  | 76-2/83  |     | •  |   | M/T    | 13-0037      |     |    |    | 20   | 68 | 100  |   |   |   |   |   |     |
|   |  | 8/80-2/83  |     | •  |   | M/T    | 13-0037      |     |    |    | 20   | 68 | 100  |   |   |   |   |   |     |
|   |  | 76-2/83  |     | •  |   | M/T    | 14-0009      |     |    |    | 19   | 68 | 96   |   |   |   |   |   |     |
|   |  | 76-7/80  |     | •  |   | M/T    | 15-1036      |     | 22 | 20 | 50   | 72 | 61   |   |   |   |   | 4 | 3   |
|   |  | 8/80-2/83  |     | •  |   | M/T    | 15-1037      |     | 23 | 20 | 50   | 72 | 61   |   |   |   |   | 4 | 3   |
|   |  | 76-2/83  |     | •  |   | M/T    | 16-1007      |     | 23 | 20 | 40   | 75 |      |   |   |   |   |   |     |

| Fiesta II Van '83-'89                     |   |  | L/R |  |  | NOTE        | METELLI ref. | ABS | A  | B  | C    | D  | E    | F  | H  | I  | L   | M   | Fig |
|---|---|---|-----|---|---|-------------|--------------|-----|----|----|------|----|------|----|----|----|-----|-----|-----|
| 1.0 (29 kW) Eng. BL09L/ H                 |    | 3/83-3/89   |     | •   |   | M/T         | 13-0037      |     |    |    | 20   | 68 | 100  |    |    |    |     |     |     |
|   |    | 3/83-3/89   |     |   | •   | M/T         | 14-0009      |     |    |    | 19   | 68 | 96   |    |    |    |     |     |     |
|   |    | 3/83-3/89   |     | •   |   | M/T         | 15-1037      |     | 23 | 20 | 50   | 72 | 61   |    |    |    |     | 4   | 3   |
|   |    | 3/83-3/89   |     |   | •   | M/T         | 16-1007      |     | 23 | 20 | 40   | 75 |      |    |    |    |     |     |     |
| 1.1 (33-37-39 kW) Eng. GSB/ C/ E/ F/ G/ H |    | 3/83-3/89   |     | •   |   | M/T         | 13-0037      |     |    |    | 20   | 68 | 100  |    |    |    |     |     |     |
|   |    | 3/83-3/89   |     |   | •   | M/T         | 14-0009      |     |    |    | 19   | 68 | 96   |    |    |    |     |     |     |
|   |    | 3/83-3/89   |     | •   |   | M/T         | 15-1037      |     | 23 | 20 | 50   | 72 | 61   |    |    |    |     | 4   | 3   |
|   |    | 3/83-3/89   |     |   | •   | M/T         | 16-1007      |     | 23 | 20 | 40   | 75 |      |    |    |    |     |     |     |
| 1.4 (52 kW) Eng. F6A/ B/ C/ D/ E/ F/ G    |    | 5/86-11/89  |     | •   |   | +/-ABS      | 13-0017      |     |    |    | 20   | 78 | 103  |    |    |    |     |     |     |
|   |    | 5/86-11/89  |     | •   |   | +/-ABS      | 15-1014      |     | 23 | 22 | 55   | 84 | 61   |    |    |    |     | 4   | 3   |
| 1.6 D (40 kW) Eng. LTB                    |    | 4/84-4/88   |     | •   |   | M/T         | 13-0083      |     |    |    | 20   | 78 | 103  |    |    |    |     |     |     |
|   |    | 4/88-3/89   |     | •   |   | M/T         | 13-0037      |     |    |    | 20   | 68 | 100  |    |    |    |     |     |     |
|   |    | 4/88-3/89   |     |   | •   | M/T         | 14-0009      |     |    |    | 19   | 68 | 96   |    |    |    |     |     |     |
|   |    | 4/84-4/88   |     | •   |   | M/T         | 15-1092      |     | 23 | 22 | 55   | 81 | 61   |    |    |    |     | 4   | 3   |
|   |    | 4/88-3/89   |     | •   |   | M/T         | 15-1037      |     | 23 | 20 | 50   | 72 | 61   |    |    |    |     | 4   | 3   |
|   |    | 4/88-3/89   |     |   | •   | M/T         | 16-1007      |     | 23 | 20 | 40   | 75 |      |    |    |    |     |     |     |
| Fiesta III Van, Courier '89-'95           |   |  | L/R |  |  | NOTE        | METELLI ref. | ABS | A  | B  | C    | D  | E    | F  | H  | I  | L   | M   | Fig |
| 1.3 (44 kW) Eng. J6B/ JBC                 |    | 1/94-12/95  |     | •   |   | M/T         | 13-0102      |     |    |    | 20   | 78 | 103  |    |    |    |     |     |     |
|   |   | 91-1/94   |     | •   |   | +/-ABS, M/T | 13-0134      |     |    |    | 20   | 78 | 103  |    |    |    |     |     |     |
|   |   | 1/94-12/95  |     | •   |   | M/T         | 15-1192      |     | 25 | 22 | 56,6 | 81 | 55,5 |    |    |    |     | 4   | 3   |
|   |   | 91-1/94   |     | •   |   | +/-ABS, M/T | 15-1156      |     | 23 | 22 | 48   | 84 | 51   |    |    |    |     | 4   | 3   |
|   |  | 1/94-12/95  | L   |   |   | -ABS        | 17-0251      |     | 25 | 22 | 23   | 81 | 84   | 30 | 89 | 61 | 590 | s16 |     |
|   |   | 1/94-12/95  | R   |   |   | -ABS        | 17-0252      |     | 25 | 22 | 23   | 81 | 84   | 30 | 89 | 61 | 865 | s16 |     |
|   |   | 91-1/94   | L   |   |   | -ABS, M/T   | 17-0088      |     | 23 | 22 | 23   | 84 | 84   |    | 80 | 61 | 584 | s9  |     |
|   |   | 91-1/94   | R   |   |   | -ABS, M/T   | 17-0089      |     | 23 | 22 | 23   | 84 | 84   |    | 80 | 61 | 861 | s9  |     |
































## FORD LCV, TRUCK






| <b>Fiesta III Van, Courier '89-'95</b>            |   |    | L/R    |    |    | NOTE  | METELLI ref.  | ABS            | A            | B   | C    | D    | E    | F   | H    | I    | L   | M   | Fig |   |
|---|---|---|--------|---|---|---|---|----------------|--------------|-----|------|------|------|-----|------|------|-----|-----|-----|---|
| 1.8 D (44 kW) Eng. RTA/ B/ C/ D/ E/ F/ G/ H/ J/ K |    | 1/94-12/95  |        | •   |   | M/T   | <b>13-0102</b>  |                |              |     | 20   | 78   | 103  |     |      |      |     |     |     |   |
|   |   | 4/89-1/94   |        | •   |   | +/-ABS, M/T   | <b>13-0134</b>  |                |              |     | 20   | 78   | 103  |     |      |      |     |     |     |   |
|   |    | 1/94-12/95  |        | •   |   |   | M/T   | <b>15-1192</b> | 25           | 22  | 56,6 | 81   | 55,5 |     |      |      |     |     | 4   | 3 |
|   |   | 4/89-1/94   |        | •   |   |   | +/-ABS, M/T   | <b>15-1156</b> | 23           | 22  | 48   | 84   | 51   |     |      |      |     |     | 4   | 3 |
|   |    | 1/94-8/95   | L      |   |   |   | -ABS  | <b>17-0251</b> | 25           | 22  | 23   | 81   | 84   | 30  | 89   | 61   | 590 | s16 |     |   |
|   |   | 1/94-8/95   | R      |   |   |   | -ABS  | <b>17-0252</b> | 25           | 22  | 23   | 81   | 84   | 30  | 89   | 61   | 865 | s16 |     |   |
|   |   | 4/89-1/94   | L      |   |   |   | -ABS, M/T   | <b>17-0088</b> | 23           | 22  | 23   | 84   | 84   |     | 80   | 61   | 584 | s9  |     |   |
|   |   | 4/89-1/94   | R      |   |   |   | -ABS, M/T   | <b>17-0089</b> | 23           | 22  | 23   | 84   | 84   |     | 80   | 61   | 861 | s9  |     |   |
| <b>Fiesta IV Van, Courier '95-'02</b>             |   |    | L/R    |    |    | NOTE  | METELLI ref.  | ABS            | A            | B   | C    | D    | E    | F   | H    | I    | L   | M   | Fig |   |
| 1.3i (44 kW) Eng. BAJA/ J4C                       |    | 95-02   |        | •   |   | +/-ABS  | <b>13-0204</b>  |                |              |     | 20   | 68   | 100  |     |      |      |     |     |     |   |
|   |   |    | 95-02  |   | •   |   | +/-ABS  | <b>15-1283</b> | 25           | 20  | 56,6 | 72   | 56   |     |      |      |     |     | 4   | 3 |
| 1.8 D (44 kW) Eng. RTA/ B/ C/ D/ E/ F/ G/ H/ J/ K |    | 95-02   |        | •   |   | M/T   | <b>13-0102</b>  |                |              |     | 20   | 78   | 103  |     |      |      |     |     |     |   |
|   |   |    | 95-02  |   | •   |   | M/T   | <b>15-1192</b> | 25           | 22  | 56,6 | 81   | 55,5 |     |      |      |     |     | 4   | 3 |
|   |    | 1/97-3/01   | L      |   |   |   | M/T   | <b>17-0970</b> | 25           |     | 23   | 81   | 78,5 | 30  | 89   | 61,5 | 603 |     |     |   |
|   |   | 1/97-3/01   | R      |   |   |   | M/T   | <b>17-0971</b> | 25           |     | 23   | 81   | 78,5 | 30  | 89   | 371  | 900 |     |     |   |
| 1.8 TD (55 kW) Eng. RTN/ RTP/ RTQ                 |    | 8/95-12/96  | L/R    |   |   |   | <b>17-0263</b>  | 25             |              |     | 81   |      | 30   | 89  |      | 513  | s7  |     |     |   |
|   |   | 1/97-3/01   | L      |   |   | M/T   | <b>17-0970</b>  | 25             |              | 23  | 81   | 78,5 | 30   | 89  | 61,5 | 603  |     |     |     |   |
| 1/97-3/01   |    | R   |        |   |   | M/T   | <b>17-0971</b>  | 25             |              | 23  | 81   | 78,5 | 30   | 89  | 371  | 900  |     |     |     |   |
|   |   | <b>Fiesta V Van '01-'08</b>   |        |    | L/R   |  |  | NOTE           | METELLI ref. | ABS | A    | B    | C    | D   | E    | F    | H   | I   | L   | M |
| 1.4 TDCi (50 kW) Eng. F6JA/ B                     |   | 11/01-  |        | •   |   |   | <b>13-0294</b>  |                |              |     | 20   | 68   | 100  |     |      |      |     |     |     |   |
|   |   |  | 11/01- |   | •   |   |   | <b>15-1429</b> | 25           | 20  | 53   | 72,3 | 55   |     |      |      |     |     | 4   | 1 |
| <b>Tourneo Connect '02-</b>                       |   |  | L/R    |  |  | NOTE  | METELLI ref.  | ABS            | A            | B   | C    | D    | E    | F   | H    | I    | L   | M   | Fig |   |
| 1.8 16v (85 kW) Eng. EYPA                         |  | 02-   |        | •   |   |   | <b>13-0341</b>  |                |              |     | 24   | 80   | 116  |     |      |      |     |     |     |   |
|   |   |  | 02-    |   | •   |   |   | <b>15-1490</b> | 25           | 24  | 53,2 | 84,3 | 56   |     |      |      |     |     | 4   | 1 |
| 1.8 Di (55 kW) Eng. BHPA                          |  | 02-   |        | •   |   |   | <b>13-0341</b>  |                |              |     | 24   | 80   | 116  |     |      |      |     |     |     |   |
|   |   |  | 02-    |   | •   |   |   | <b>15-1490</b> | 25           | 24  | 53,2 | 84,3 | 56   |     |      |      |     |     | 4   | 1 |
| 1.8 TDCi (66 kW) Eng. HCPA                        |  | 02-   |        | •   |   |   | <b>13-0340</b>  |                |              |     | 26   | 86   | 138  |     |      |      |     |     |     |   |
|   |   | 02-   |        | •   |   |   |   | <b>13-0341</b> |              |     |      | 24   | 80   | 116 |      |      |     |     |     |   |
|   |  | 02-   |        | •   |   |   |   | <b>15-1489</b> | 25           | 26  | 53,3 | 90,9 | 56   |     |      |      |     |     | 4   | 1 |
|   |   | 02-   |        | •   |   |   |   | <b>15-1490</b> | 25           | 24  | 53,2 | 84,3 | 56   |     |      |      |     |     | 4   | 1 |


























| Touneo Connect '02-              |   |   | L/R |   |   | NOTE                      | METELLI ref. | ABS | A  | B  | C    | D    | E    | F | H   | I   | L    | M  | Fig |   |
|----------------------------------|---|--|-----|--|---|---------------------------|--------------|-----|----|----|------|------|------|---|-----|-----|------|----|-----|---|
| 1.8 TDCi (81 kW) Eng. RWPA       |    | 06-  |     | •  |   |                           | 13-0341      |     |    |    | 24   | 80   | 116  |   |     |     |      |    |     |   |
|                                  |    | 06-  |     | •  |   |                           | 15-1490      |     | 25 | 24 | 53,2 | 84,3 | 56   |   |     |     |      |    | 4   | 1 |
| Transit Connect '02-             |   |   | L/R |   |   | NOTE                      | METELLI ref. | ABS | A  | B  | C    | D    | E    | F | H   | I   | L    | M  | Fig |   |
| 1.8 16v (85 kW) Eng. EYPA        |    | 02-  |     | •  |   |                           | 13-0339      |     |    |    | 26   | 86   | 138  |   |     |     |      |    |     |   |
|                                  |   | 06-  |     | •  |   |                           | 13-0341      |     |    |    | 24   | 80   | 116  |   |     |     |      |    |     |   |
|                                  |    | 02-  |     | •  |   |                           | 15-1488      |     | 25 | 26 | 53,3 | 90,9 | 56   |   |     |     |      |    | 4   | 1 |
|                                  |   | 06-  |     | •  |   |                           | 15-1490      |     | 25 | 24 | 53,2 | 84,3 | 56   |   |     |     |      |    | 4   | 1 |
| 1.8 Di (55 kW) Eng. BHPA         |    | 9/02-  |     | •  |   |                           | 13-0341      |     |    |    | 24   | 80   | 116  |   |     |     |      |    |     |   |
|                                  |    | 9/02-  |     | •  |   |                           | 15-1490      |     | 25 | 24 | 53,2 | 84,3 | 56   |   |     |     |      |    | 4   | 1 |
|                                  |    | 02-  | L   |  |   | M/T                       | 17-0840      |     | 25 | 26 |      | 84,5 | 82   |   | 94  | 69  | 627  | s3 |     |   |
|                                  |   | 02-  | R   |  |   | M/T                       | 17-0841      |     | 25 | 26 |      | 84,5 | 82   |   | 94  | 388 | 960  | s4 |     |   |
| 1.8 TDCi (66 kW) Eng. HCPA       |    | 06-  |     | •  |   |                           | 13-0341      |     |    |    | 24   | 80   | 116  |   |     |     |      |    |     |   |
|                                  |   | 9/02-  |     | •  |   |                           | 13-0340      |     |    |    | 26   | 86   | 138  |   |     |     |      |    |     |   |
|                                  |    | 06-  |     | •  |   |                           | 15-1490      |     | 25 | 24 | 53,2 | 84,3 | 56   |   |     |     |      |    | 4   | 1 |
|                                  |   | 9/02-  |     | •  |   |                           | 15-1489      |     | 25 | 26 | 53,3 | 90,9 | 56   |   |     |     |      |    | 4   | 1 |
|                                  |    | 9/02-  | L   |  |   | M/T                       | 17-0842      |     | 25 | 26 |      | 90,9 | 85   |   | 94  | 69  | 630  | s3 |     |   |
|                                  |   | 9/02-  | R   |  |   | M/T                       | 17-0843      |     | 25 | 26 |      | 90,9 | 85   |   | 94  | 388 | 963  | s4 |     |   |
| 1.8 TDCi (81 kW) Eng. RWPA       |    | 06-  |     | •  |   |                           | 13-0341      |     |    |    | 24   | 80   | 116  |   |     |     |      |    |     |   |
|                                  |    | 06-  |     | •  |   |                           | 15-1490      |     | 25 | 24 | 53,2 | 84,3 | 56   |   |     |     |      |    | 4   | 1 |
| Transit VII (FA, FD, FM) '00-'06 |   |  | L/R |  |  | NOTE                      | METELLI ref. | ABS | A  | B  | C    | D    | E    | F | H   | I   | L    | M  | Fig |   |
| 2.0 Di (55 kW) Eng. D3FA         |  | 00-  |     | •  |   | +ABS, Only Shaft 26 Teeth | 13-0387      |     |    |    | 26   | 86   | 138  |   |     |     |      |    |     |   |
|                                  |  | 00-  |     | •  |   | +ABS, Only Shaft 26 Teeth | 15-1565      | 48  | 28 | 26 | 56,9 | 88,7 | 71,5 |   |     |     |      |    | 4   | 1 |
| 2.0 Di (63 kW) Eng. F3FA         |  | 00-  |     | •  |   | +ABS, Only Shaft 26 Teeth | 13-0387      |     |    |    | 26   | 86   | 138  |   |     |     |      |    |     |   |
|                                  |  | 00-  |     | •  |   | +ABS, Only Shaft 26 Teeth | 15-1565      | 48  | 28 | 26 | 56,9 | 88,7 | 71,5 |   |     |     |      |    | 4   | 1 |
|                                  |  | 3/00-  | L   |  |   | +ABS, M/T                 | 17-0980      | 48  | 28 |    | 26   | 90   | -    | - | 120 | 77  | 796  |    |     |   |
|                                  |   | 3/00-  | R   |  |   | +ABS, M/T                 | 17-0981      | 48  | 28 |    | 26   | 90   | -    | - | 120 | 329 | 1053 |    |     |   |
| 2.0 Di (74 kW) Eng. ABFA         |  | 00-  |     | •  |   | +ABS, Only Shaft 26 Teeth | 13-0387      |     |    |    | 26   | 86   | 138  |   |     |     |      |    |     |   |
|                                  |  | 00-  |     | •  |   | +ABS, Only Shaft 26 Teeth | 15-1565      | 48  | 28 | 26 | 56,9 | 88,7 | 71,5 |   |     |     |      |    | 4   | 1 |
|                                  |  | 3/00-  | L   |  |   | +ABS, M/T                 | 17-0978      | 48  | 28 |    | 36   | 90   | -    | - | 120 | 77  | 794  |    |     |   |
|                                  |   | 3/00-  | L   |  |   | -ABS, M/T                 | 17-0972      |     | 28 |    | 36   | 90   | -    | - | 120 | 77  | 794  |    |     |   |
|                                  |   | 3/00-  | R   |  |   | +ABS, M/T                 | 17-0979      | 48  | 28 |    | 36   | 90   | -    | - | 120 | 329 | 1052 |    |     |   |
|                                  |   | 3/00-  | R   |  |   | -ABS, M/T                 | 17-0973      |     | 28 |    | 36   | 90   | -    | - | 120 | 329 | 1052 |    |     |   |

## FORD LCV, TRUCK








| <b>Transit VII (FA, FD, FM) '00-'06</b> |   |  | L/R |  |  | NOTE                      | METELLI ref.   | ABS            | A  | B  | C    | D    | E     | F | H | I   | L   | M    | Fig |   |  |
|---|---|---|-----|---|--|---------------------------|----------------|----------------|----|----|------|------|-------|---|---|-----|-----|------|-----|---|--|
| 2.0 TDCi (92 kW) Eng. FIFA              |    | 02-   |     | ●   |  | +ABS, Only Shaft 26 Teeth | <b>13-0387</b> |                |    |    | 26   | 86   | 138   |   |   |     |     |      |     |   |  |
|   |    | 02-   |     | ●   |  | +ABS, Only Shaft 26 Teeth | <b>15-1565</b> | 48             | 28 | 26 | 56,9 | 88,7 | 71,5  |   |   |     |     |      | 4   | 1 |  |
|   |    | 8/02-   | L   |   |  |                           | +ABS, M/T      | <b>17-0976</b> | 48 | 28 |      | 36   | 101,5 | - | - | 121 | 77  | 800  |     |   |  |
|   |   | 8/02-   | R   |   |  |                           | +ABS, M/T      | <b>17-0977</b> | 48 | 28 |      | 36   | 101,5 | - | - | 121 | 329 | 1061 |     |   |  |
| 2.3 16v (105-107 kW) Eng. E5FA/ C       |    | 01-06   |     | ●   |  | +ABS, Only Shaft 26 Teeth | <b>13-0387</b> |                |    |    | 26   | 86   | 138   |   |   |     |     |      |     |   |  |
|   |    | 01-06   |     | ●   |  | +ABS, Only Shaft 26 Teeth | <b>15-1565</b> | 48             | 28 | 26 | 56,9 | 88,7 | 71,5  |   |   |     |     |      | 4   | 1 |  |
| 2.4 Di (55 kW) Eng. F4FA                |    | 00-   |     | ●   |  | +ABS, Only Shaft 26 Teeth | <b>13-0387</b> |                |    |    | 26   | 86   | 138   |   |   |     |     |      |     |   |  |
|   |    | 00-   |     | ●   |  | +ABS, Only Shaft 26 Teeth | <b>15-1565</b> | 48             | 28 | 26 | 56,9 | 88,7 | 71,5  |   |   |     |     |      | 4   | 1 |  |
| 2.4 Di (66 kW) Eng. D2FA/ B/ E          |    | 00-   |     | ●   |  | +ABS, Only Shaft 26 Teeth | <b>13-0387</b> |                |    |    | 26   | 86   | 138   |   |   |     |     |      |     |   |  |
|   |    | 00-   |     | ●   |  | +ABS, Only Shaft 26 Teeth | <b>15-1565</b> | 48             | 28 | 26 | 56,9 | 88,7 | 71,5  |   |   |     |     |      | 4   | 1 |  |
| 2.4 Di (88 kW) Eng. D4FA                |    | 00-   |     | ●   |  | +ABS, Only Shaft 26 Teeth | <b>13-0387</b> |                |    |    | 26   | 86   | 138   |   |   |     |     |      |     |   |  |
|   |    | 00-   |     | ●   |  | +ABS, Only Shaft 26 Teeth | <b>15-1565</b> | 48             | 28 | 26 | 56,9 | 88,7 | 71,5  |   |   |     |     |      | 4   | 1 |  |
| 2.4 TDCi (101 kW) Eng. H9FA             |    | 00-   |     | ●   |  | +ABS, Only Shaft 26 Teeth | <b>13-0387</b> |                |    |    | 26   | 86   | 138   |   |   |     |     |      |     |   |  |
|   |    | 00-   |     | ●   |  | +ABS, Only Shaft 26 Teeth | <b>15-1565</b> | 48             | 28 | 26 | 56,9 | 88,7 | 71,5  |   |   |     |     |      | 4   | 1 |  |
| 2.4 TDE (85 kW) Eng. FXFA               |    | 04-06   |     | ●   |  | +ABS, Only Shaft 26 Teeth | <b>13-0387</b> |                |    |    | 26   | 86   | 138   |   |   |     |     |      |     |   |  |
|   |    | 04-06   |     | ●   |  | +ABS, Only Shaft 26 Teeth | <b>15-1565</b> | 48             | 28 | 26 | 56,9 | 88,7 | 71,5  |   |   |     |     |      | 4   | 1 |  |
| 2.4 TDE (92 kW) Eng. D0FA               |    | 01-   |     | ●   |  | +ABS, Only Shaft 26 Teeth | <b>13-0387</b> |                |    |    | 26   | 86   | 138   |   |   |     |     |      |     |   |  |
|   |    | 01-   |     | ●   |  | +ABS, Only Shaft 26 Teeth | <b>15-1565</b> | 48             | 28 | 26 | 56,9 | 88,7 | 71,5  |   |   |     |     |      | 4   | 1 |  |
| <b>Transit VIII '06-</b>                |   |  | L/R |  |  | NOTE                      | METELLI ref.   | ABS            | A  | B  | C    | D    | E     | F | H | I   | L   | M    | Fig |   |  |
| 2.2 TDCi (63 kW) Eng. P8FA/ B           |  | 06-   |     | ●   |  | +ABS                      | <b>13-0449</b> |                |    |    | 26   | 86   | 138   |   |   |     |     |      |     |   |  |
|   |  | 06-   |     | ●   |  | +ABS                      | <b>15-1674</b> | 48             | 28 | 28 | 59,1 | 92   | 79    |   |   |     |     |      | 4   | 1 |  |
| 2.2 TDCi (81 kW) Eng. QVFA              |  | 06-   |     | ●   |  | +ABS                      | <b>13-0449</b> |                |    |    | 26   | 86   | 138   |   |   |     |     |      |     |   |  |
|   |  | 06-   |     | ●   |  | +ABS                      | <b>15-1674</b> | 48             | 28 | 28 | 59,1 | 92   | 79    |   |   |     |     |      | 4   | 1 |  |
| 2.2 TDCi (96 kW) Eng. QWFA              |  | 06-   |     | ●   |  | +ABS                      | <b>13-0449</b> |                |    |    | 26   | 86   | 138   |   |   |     |     |      |     |   |  |
|   |  | 06-   |     | ●   |  | +ABS                      | <b>15-1674</b> | 48             | 28 | 28 | 59,1 | 92   | 79    |   |   |     |     |      | 4   | 1 |  |

## FORD USA























| <b>Probe I '88-'93</b> |   |  | L/R |  |  | NOTE    | METELLI ref.   | ABS | A  | B  | C  | D    | E   | F | H | I | L | M | Fig |   |
|------------------------|---|---|-----|---|--|---------|----------------|-----|----|----|----|------|-----|---|---|---|---|---|-----|---|
| 2.2 (82 kW)            |  | 88-92   |     | ●   |  | M/T+A/T | <b>13-0050</b> |     |    |    | 25 | 85   | 102 |   |   |   |   |   |     |   |
|                        |  | 88-92   |     | ●   |  | M/T+A/T | <b>15-1059</b> |     | 26 | 25 | 56 | 89,5 | 62  |   |   |   |   |   | 3   | 1 |





























| Probe I '88-'93                 |   |    | L/R     |  |  | NOTE           | METELLI ref.   | ABS     | A  | B  | C  | D  | E    | F    | H | I | L | M | Fig |   |  |
|---------------------------------|---|---|---------|---|--|----------------|----------------|---------|----|----|----|----|------|------|---|---|---|---|-----|---|--|
| 2.2 GT (108 kW)                 |    | 88-92   |         | •   |  | +ABS, Usa      | 13-0230        |         |    |    | 25 | 85 | 102  |      |   |   |   |   |     |   |  |
|                                 |   | 88-92   |         | •   |  |                | -ABS, Usa      | 13-0212 |    |    |    | 24 | 90   | 94,5 |   |   |   |   |     |   |  |
|                                 |    | 88-92   |         | •   |  |                | +ABS, Usa      | 15-1328 | 44 | 28 | 26 | 56 | 94   |      |   |   |   |   | 3   | 1 |  |
|                                 |   | 88-92   |         | •   |  |                | -ABS, Usa      | 15-1291 |    | 28 | 26 | 56 | 94   | 62,5 |   |   |   |   | 3   | 2 |  |
| 3.0 V6 (100LAC) (104 kW)        |    | 90-92   |         | •   |  | +ABS, A/T, Usa | 13-0230        |         |    |    | 25 | 85 | 102  |      |   |   |   |   |     |   |  |
|                                 |   | 90-92   |         | •   |  |                | -ABS, A/T, Usa | 13-0212 |    |    |    | 24 | 90   | 94,5 |   |   |   |   |     |   |  |
|                                 |    | 90-92   |         | •   |  |                | +ABS, A/T, Usa | 15-1328 | 44 | 28 | 26 | 56 | 94   |      |   |   |   |   | 3   | 1 |  |
|                                 |   | 90-92   |         | •   |  |                | -ABS, A/T, Usa | 15-1291 |    | 28 | 26 | 56 | 94   | 62,5 |   |   |   |   | 3   | 2 |  |
| Probe II (ECP) '93-'98          |   |    | L/R     |  |  | NOTE           | METELLI ref.   | ABS     | A  | B  | C  | D  | E    | F    | H | I | L | M | Fig |   |  |
| 2.0                             |    | 93-95   |         | •   |  | M/T, Usa       | 13-0197        |         |    |    | 24 | 79 | 98   |      |   |   |   |   |     |   |  |
|                                 |   |    | 93-95   |   | •  |                | M/T, Usa       | 15-1268 |    | 28 | 23 | 56 | 87   | 63   |   |   |   |   | 3   | 2 |  |
| 2.0 16v (85 kW) Eng. FS/ JH20   |    | 10/93-  |         | •   |  | +ABS           | 13-0230        |         |    |    | 25 | 85 | 102  |      |   |   |   |   |     |   |  |
|                                 |   | 10/93-  |         | •   |  |                | -ABS           | 13-0212 |    |    |    | 24 | 90   | 94,5 |   |   |   |   |     |   |  |
|                                 |    | 10/93-  |         | •   |  |                | +ABS           | 15-1328 | 44 | 28 | 26 | 56 | 94   |      |   |   |   |   | 3   | 1 |  |
|                                 |   | 10/93-  |         | •   |  |                | -ABS           | 15-1291 |    | 28 | 26 | 56 | 94   | 62,5 |   |   |   |   | 3   | 2 |  |
| 2.5 V6 24v (119-120 kW) Eng. KL |    | 93-99   |         | •   |  | +ABS, M/T, Usa | 13-0230        |         |    |    | 25 | 85 | 102  |      |   |   |   |   |     |   |  |
|                                 |   | 93-99   |         | •   |  |                | -ABS, M/T, Usa | 13-0212 |    |    |    | 24 | 90   | 94,5 |   |   |   |   |     |   |  |
|                                 |    | 93-99   |         | •   |  |                | +ABS, M/T, Usa | 15-1328 | 44 | 28 | 26 | 56 | 94   |      |   |   |   |   | 3   | 1 |  |
|                                 |   | 93-99   |         | •   |  |                | -ABS, M/T, Usa | 15-1291 |    | 28 | 26 | 56 | 94   | 62,5 |   |   |   |   | 3   | 2 |  |
| Telstar '87-'97                 |   |    | L/R     |  |  | NOTE           | METELLI ref.   | ABS     | A  | B  | C  | D  | E    | F    | H | I | L | M | Fig |   |  |
| 1.6                             |  | 9/87-92   |         | •   |  |                | 13-0050        |         |    |    | 25 | 85 | 102  |      |   |   |   |   |     |   |  |
|                                 |   |  | 9/87-92 |   | •  |                |                | 15-1059 |    | 26 | 25 | 56 | 89,5 | 62   |   |   |   |   | 3   | 1 |  |
| 1.8                             |  | 7/94-8/97   |         | •   |  | M/T            | 13-0197        |         |    |    | 24 | 79 | 98   |      |   |   |   |   |     |   |  |
|                                 |   | 9/87-92   |         | •   |  |                |                | 13-0050 |    |    |    | 25 | 85   | 102  |   |   |   |   |     |   |  |
|                                 |  | 7/94-8/97   |         | •   |  |                | M/T            | 15-1268 |    | 28 | 23 | 56 | 87   | 63   |   |   |   |   | 3   | 2 |  |
|                                 |   | 9/87-92   |         | •   |  |                |                | 15-1059 |    | 26 | 25 | 56 | 89,5 | 62   |   |   |   |   | 3   | 1 |  |
| 2.0 Eng. FE                     |  | 10/91-7/94  |         | •   |  | M/T+A/T        | 13-0197        |         |    |    | 24 | 79 | 98   |      |   |   |   |   |     |   |  |
|                                 |   | 9/87-92   |         | •   |  | A/T            | 13-0050        |         |    |    | 25 | 85 | 102  |      |   |   |   |   |     |   |  |
|                                 |   | 10/91-1/96  |         | •   |  |                | A/T, 4Sp       | 15-1268 |    | 28 | 23 | 56 | 87   | 63   |   |   |   |   | 3   | 2 |  |
|                                 |  | 10/91-7/94  |         | •   |  |                | M/T            | 15-1268 |    | 28 | 23 | 56 | 87   | 63   |   |   |   |   | 3   | 2 |  |
|                                 |   | 9/87-92   |         | •   |  |                | A/T            | 15-1059 |    | 26 | 25 | 56 | 89,5 | 62   |   |   |   |   | 3   | 1 |  |

## FORD USA










| Telstar '87-'97 |   |  | L/R |  |  | NOTE         | METELLI ref. | ABS | A  | B  | C  | D    | E   | F | H | I | L | M | Fig |
|-----------------|---|---|-----|---|--|--------------|--------------|-----|----|----|----|------|-----|---|---|---|---|---|-----|
| 2.0 D           |  | 4/92-10/95  |     | •   |  | M/T+A/T, 4Sp | 13-0197      |     |    |    | 24 | 79   | 98  |   |   |   |   |   |     |
|                 |  | 4/92-10/95  |     | •   |  | A/T, 4Sp     | 15-1268      |     | 28 | 23 | 56 | 87   | 63  |   |   |   |   | 3 | 2   |
|                 |   | 4/92-7/94   |     | •   |  | M/T          | 15-1268      |     | 28 | 23 | 56 | 87   | 63  |   |   |   |   |   | 3   |
| 2.2             |  | 9/87-92   |     | •   |  | A/T          | 13-0050      |     |    |    | 25 | 85   | 102 |   |   |   |   |   |     |
|                 |  | 9/87-92   |     | •   |  | A/T          | 15-1059      |     | 26 | 25 | 56 | 89,5 | 62  |   |   |   |   | 3 | 1   |

## GEO
































| Metro                                   |   |    | L/R |    |    | NOTE               | METELLI ref. | ABS | A  | B  | C  | D    | E    | F | H | I | L | M | Fig |   |
|---|---|---|-----|---|--|--------------------|--------------|-----|----|----|----|------|------|---|---|---|---|---|-----|---|
| All models                              |    | 88-89   |     | •   |  | Mod. 75AC          | 13-0070      |     |    |    | 18 | 63   | 82   |   |   |   |   |   |     |   |
|   |   | 89-93   |     | •   |  | Mod. 75LAC         | 13-0095      |     |    |    | 18 | 63   | 82   |   |   |   |   |   |     |   |
|   |    | 88-89   |     | •   |  | Mod. 75AC          | 15-1080      |     | 23 | 19 | 44 | 72   | 65   |   |   |   |   |   | 5   | 1 |
|   |   | 89-93   |     | •   |  | Mod. 75LAC         | 15-1114      |     | 23 | 19 | 49 | 71,5 | 66   |   |   |   |   |   | 3   | 1 |
| Prizm                                   |   |    | L/R |    |    | NOTE               | METELLI ref. | ABS | A  | B  | C  | D    | E    | F | H | I | L | M | Fig |   |
| All models                              |    | 1/89-12/92  |     | •   |  | (Exc. 1.6 16v) Gsi | 13-0069      |     |    |    | 23 | 78   | 110  |   |   |   |   |   |     |   |
|   |    | 1/89-12/92  |     | •   |  | (Exc. 1.6 16v) Gsi | 15-1078      |     | 26 | 29 | 56 | 84   | 59,5 |   |   |   |   |   | 5   | 3 |
| Spectrum                                |   |    | L/R |    |    | NOTE               | METELLI ref. | ABS | A  | B  | C  | D    | E    | F | H | I | L | M | Fig |   |
| All models                              |    | 1/85-89   | R   | •   |  |                    | 13-0067      |     |    |    | 21 | 73   | 91   |   |   |   |   |   |     |   |
|   |   | 6/84-89   | L   | •   |  |                    | 13-0066      |     |    |    | 21 | 73   | 91   |   |   |   |   |   |     |   |
|   |  | 1/85-89   | L   | •   |  |                    | 15-1075      |     | 22 | 22 | 50 | 79   | 61   |   |   |   |   |   | 3   | 2 |
|   |   | 1/85-89   | R   | •   |  |                    | 15-1076      |     | 22 | 21 | 50 | 74,6 | 61   |   |   |   |   |   | 3   | 1 |
|   |   | 6/84-12/84  |     | •   |  |                    | 15-1075      |     | 22 | 22 | 50 | 79   | 61   |   |   |   |   |   | 3   | 2 |
| Storm Coupe, Coda Spiovente '89-'93     |   |  | L/R |  |  | NOTE               | METELLI ref. | ABS | A  | B  | C  | D    | E    | F | H | I | L | M | Fig |   |
| 1.6 i (82LAC, NSK21) (67 kW) Eng. L4697 |  | 90-93   | L   | •   |  |                    | 13-0066      |     |    |    | 21 | 73   | 91   |   |   |   |   |   |     |   |
|   |   | 90-93   | R   | •   |  |                    | 13-0067      |     |    |    | 21 | 73   | 91   |   |   |   |   |   |     |   |
|   |  | 90-93   | L   | •   |  |                    | 15-1075      |     | 22 | 22 | 50 | 79   | 61   |   |   |   |   |   | 3   | 2 |
|   |   | 90-93   | R   | •   |  |                    | 15-1076      |     | 22 | 21 | 50 | 74,6 | 61   |   |   |   |   |   | 3   | 1 |
| 1.6 i (82LAC, NSK21) (71 kW) Eng. L4697 |  | 90-93   | L   | •   |  |                    | 13-0066      |     |    |    | 21 | 73   | 91   |   |   |   |   |   |     |   |
|   |   | 90-93   | R   | •   |  |                    | 13-0067      |     |    |    | 21 | 73   | 91   |   |   |   |   |   |     |   |
|   |  | 90-93   | L   | •   |  |                    | 15-1075      |     | 22 | 22 | 50 | 79   | 61   |   |   |   |   |   | 3   | 2 |
|   |   | 90-93   | R   | •   |  |                    | 15-1076      |     | 22 | 21 | 50 | 74,6 | 61   |   |   |   |   |   | 3   | 1 |

| Ipanema '93- |   |  | L/R |  |  | NOTE    | METELLI ref. | ABS | A  | B  | C     | D  | E  | F | H | I | L | M | Fig |  |
|--------------|---|---|-----|---|--|---------|--------------|-----|----|----|-------|----|----|---|---|---|---|---|-----|--|
| 1.8          |    | 9/93-   |     | •   |  | M/T+A/T | 13-0011      |     |    |    | 22    | 83 | 79 |   |   |   |   |   |     |  |
|              |    | 9/93-   |     | •   |  | M/T+A/T | 15-1008      |     | 33 | 25 | 52,35 | 90 | 59 |   |   |   |   | 5 | 3   |  |
| 2.0          |    | 9/93-   |     | •   |  | M/T     | 13-0011      |     |    |    | 22    | 83 | 79 |   |   |   |   |   |     |  |
|              |    | 9/93-   |     | •   |  | M/T     | 15-1008      |     | 33 | 25 | 52,35 | 90 | 59 |   |   |   |   | 5 | 3   |  |
| Kadett '93-  |   |  | L/R |  |  | NOTE    | METELLI ref. | ABS | A  | B  | C     | D  | E  | F | H | I | L | M | Fig |  |
| 1.8          |    | 9/93-   |     | •   |  | M/T+A/T | 13-0011      |     |    |    | 22    | 83 | 79 |   |   |   |   |   |     |  |
|              |    | 9/93-   |     | •   |  | M/T+A/T | 15-1008      |     | 33 | 25 | 52,35 | 90 | 59 |   |   |   |   | 5 | 3   |  |
| 2.0          |    | 9/93-   |     | •   |  | M/T     | 13-0011      |     |    |    | 22    | 83 | 79 |   |   |   |   |   |     |  |
|              |    | 9/93-   |     | •   |  | M/T     | 15-1008      |     | 33 | 25 | 52,35 | 90 | 59 |   |   |   |   | 5 | 3   |  |
| Monza '93-   |   |  | L/R |  |  | NOTE    | METELLI ref. | ABS | A  | B  | C     | D  | E  | F | H | I | L | M | Fig |  |
| 1.8          |    | 9/93-   |     | •   |  | A/T     | 13-0011      |     |    |    | 22    | 83 | 79 |   |   |   |   |   |     |  |
|              |    | 9/93-   |     | •   |  | A/T     | 15-1008      |     | 33 | 25 | 52,35 | 90 | 59 |   |   |   |   | 5 | 3   |  |
| 2.0          |    | 9/93-   |     | •   |  | M/T+A/T | 13-0011      |     |    |    | 22    | 83 | 79 |   |   |   |   |   |     |  |
|              |    | 9/93-   |     | •   |  | M/T+A/T | 15-1008      |     | 33 | 25 | 52,35 | 90 | 59 |   |   |   |   | 5 | 3   |  |
| Vectra '93-  |   |  | L/R |  |  | NOTE    | METELLI ref. | ABS | A  | B  | C     | D  | E  | F | H | I | L | M | Fig |  |
| 1.8          |    | 9/93-   |     | •   |  |         | 13-0011      |     |    |    | 22    | 83 | 79 |   |   |   |   |   |     |  |
|              |    | 9/93-   |     | •   |  |         | 15-1008      |     | 33 | 25 | 52,35 | 90 | 59 |   |   |   |   | 5 | 3   |  |
| 2.0          |   | 9/93-   |     | •   |  |         | 13-0011      |     |    |    | 22    | 83 | 79 |   |   |   |   |   |     |  |
|              |  | 9/93-   |     | •   |  |         | 15-1008      |     | 33 | 25 | 52,35 | 90 | 59 |   |   |   |   | 5 | 3   |  |


























## HOLDEN




















| Astra '84-'89     |   |  | L/R |  |  | NOTE    | METELLI ref. | ABS | A  | B  | C    | D    | E    | F | H | I | L | M | Fig |  |
|-------------------|---|---|-----|---|--|---------|--------------|-----|----|----|------|------|------|---|---|---|---|---|-----|--|
| 1.5 (LB) Eng. E15 |  | 84-6/87   |     | •   |  |         | 13-0027      |     |    |    | 21   | 73   | 91   |   |   |   |   |   |     |  |
|                   |  | 84-6/87   |     | •   |  |         | 15-1028      |     | 24 | 22 | 52   | 79,2 | 60,7 |   |   |   |   | 5 | 2   |  |
| 1.6 Eng. E16S     |  | 7/87-89   |     | •   |  | Mod. LD | 13-0113      |     |    |    | 23   | 81   | 96   |   |   |   |   |   |     |  |
|                   |  | 84-6/87   |     | •   |  | Mod. LC | 13-0027      |     |    |    | 21   | 73   | 91   |   |   |   |   |   |     |  |
|                   |  | 7/87-89   |     | •   |  | Mod. LD | 15-1136      |     | 25 | 25 | 52,2 | 89,6 | 56   |   |   |   |   | 5 | 2   |  |
|                   |  | 84-6/87   |     | •   |  | Mod. LC | 15-1028      |     | 24 | 22 | 52   | 79,2 | 60,7 |   |   |   |   | 5 | 2   |  |



























# HOLDEN






































| Astra '84-'89        |   |  | L/R |  |  | NOTE              | METELLI ref. | ABS | A  | B  | C     | D    | E   | F | H | I | L | M | Fig |   |  |
|----------------------|---|---|-----|---|---|-------------------|--------------|-----|----|----|-------|------|-----|---|---|---|---|---|-----|---|--|
| 1.8 (LD)             |    | 7/87-89   |     | •   |   |                   | 13-0113      |     |    |    | 23    | 81   | 96  |   |   |   |   |   |     |   |  |
|                      |    | 7/87-89   |     | •   |   |                   | 15-1136      |     | 25 | 25 | 52,2  | 89,6 | 56  |   |   |   |   | 5 | 2   |   |  |
| Barina '85-'94       |   |  | L/R |  |  | NOTE              | METELLI ref. | ABS | A  | B  | C     | D    | E   | F | H | I | L | M | Fig |   |  |
| 1.3 (MB) Eng. 13A    |    | 2/85-12/94  |     | •   |   |                   | 13-0070      |     |    |    | 18    | 63   | 82  |   |   |   |   |   |     |   |  |
|                      |    | 2/85-12/94  |     | •   |   |                   | 15-1080      |     | 23 | 19 | 44    | 72   | 65  |   |   |   |   | 5 | 1   |   |  |
| 1.3 (MH-ML) Eng. 13B |    | 86-94   |     | •   |   |                   | 13-0059      |     |    |    | 18    | 63   | 82  |   |   |   |   |   |     |   |  |
|                      |    | 86-94   |     | •   |   |                   | 15-1068      |     | 23 | 19 | 44    | 72   | 65  |   |   |   |   | 5 | 1   |   |  |
| Camira               |   |  | L/R |  |  | NOTE              | METELLI ref. | ABS | A  | B  | C     | D    | E   | F | H | I | L | M | Fig |   |  |
| All models           |    | 82-84   |     | •   |   | Mod. JB Eng. Opel | 13-0011      |     |    |    | 22    | 83   | 79  |   |   |   |   |   |     |   |  |
|                      |    | 82-84   |     | •   |   | Mod. JB Eng. Opel | 15-1008      |     | 33 | 25 | 52,35 | 90   | 59  |   |   |   |   | 5 | 3   |   |  |
| Gemini (TC, TD, TX)  |   |  | L/R |  |  | NOTE              | METELLI ref. | ABS | A  | B  | C     | D    | E   | F | H | I | L | M | Fig |   |  |
| All models           |    | 85-88   | L   | •   |   | Mod. RB Eng. 4XC1 | 13-0066      |     |    |    | 21    | 73   | 91  |   |   |   |   |   |     |   |  |
|                      |   | 87-88   | R   | •   |   | Mod. RB Eng. 4XC1 | 13-0067      |     |    |    | 21    | 73   | 91  |   |   |   |   |   |     |   |  |
|                      |    | 85-87   |     | •   |   | Mod. RB Eng. 4XC1 | 15-1075      |     | 22 | 22 | 50    | 79   | 61  |   |   |   |   |   | 3   | 2 |  |
|                      |   | 87-88   | L   | •   |   | Mod. RB Eng. 4XC1 | 15-1075      |     | 22 | 22 | 50    | 79   | 61  |   |   |   |   |   | 3   | 2 |  |
|                      |   | 87-88   | R   | •   |   | Mod. RB Eng. 4XC1 | 15-1076      |     | 22 | 21 | 50    | 74,6 | 61  |   |   |   |   |   | 3   | 1 |  |
| Nova '89-'92         |   |  | L/R |  |  | NOTE              | METELLI ref. | ABS | A  | B  | C     | D    | E   | F | H | I | L | M | Fig |   |  |
| 1.4 (LE-LF)          |   | 89-9/92   |     | •   |   |                   | 13-0029      |     |    |    | 26    | 78   | 100 |   |   |   |   |   |     |   |  |
|                      |  | 89-9/92   |     | •   |   |                   | 15-1030      |     | 26 | 23 | 56    | 82   | 60  |   |   |   |   | 5 | 2   |   |  |
| 1.6 (LE-LF)          |  | 89-9/92   |     | •   |   |                   | 13-0029      |     |    |    | 26    | 78   | 100 |   |   |   |   |   |     |   |  |
|                      |  | 89-9/92   |     | •   |   |                   | 15-1030      |     | 26 | 23 | 56    | 82   | 60  |   |   |   |   | 5 | 2   |   |  |
| 1.8 (LE-LF)          |  | 89-9/92   |     | •   |   |                   | 13-0029      |     |    |    | 26    | 78   | 100 |   |   |   |   |   |     |   |  |
|                      |  | 89-9/92   |     | •   |   |                   | 15-1030      |     | 26 | 23 | 56    | 82   | 60  |   |   |   |   | 5 | 2   |   |  |


































































| <b>Accord I (SJ, SY, SM, SV, SZ) '78-'83</b>      |   |    | L/R |    |    | NOTE                                    | METELLI ref. | ABS | A  | B  | C    | D    | E    | F | H | I | L | M | Fig |   |
|---|---|---|-----|---|--|---|--------------|-----|----|----|------|------|------|---|---|---|---|---|-----|---|
| 1.6 L/EX (SY), H-Back (59 kW) Eng. EG/ EL/ EF/ EP |    | 1/78-1/79   | •   |   |  | M/T+A/T, Mod. SJ,SM,SL Eng. EF          | 13-0013      |     |    |    | 21   | 71,5 | 90   |   |   |   |   |   |     |   |
|   |   | 1/78-1/82   | •   |   |  | M/T+A/T, Mod. SV,SY,SZ,SM200 Eng. EP    | 13-0063      |     |    |    | 25   | 77   | 100  |   |   |   |   |   |     |   |
|   |   | 1/78-8/81   | •   |   |  | M/T+A/T, Mod. SY,SJ,SM,SL Eng. EF,EG,EL | 13-0013      |     |    |    | 21   | 71,5 | 90   |   |   |   |   |   |     |   |
|   |   | 1/79-1/80   | •   |   |  | M/T+A/T, Mod. SM120 Eng. EP             | 13-0015      |     |    |    | 21   | 71,5 | 90   |   |   |   |   |   |     |   |
|   |    | 1/78-1/79   | •   |   |  | M/T+A/T, Mod. SJ,SM,SL Eng. EF          | 15-1010      |     | 23 | 22 | 45   | 79,4 | 54   |   |   |   |   |   | 4   | 1 |
|   |   | 1/78-1/82   | •   |   |  | M/T+A/T, Mod. SV,SY,SZ,SM200 Eng. EP    | 15-1079      |     | 24 | 30 | 45   | 81,3 | 49   |   |   |   |   |   | 4   | 1 |
|   |   | 1/79-1/80   | •   |   |  | M/T+A/T, Mod. SM120 Eng. EP             | 15-1011      |     | 23 | 22 | 45   | 79,4 | 55   |   |   |   |   |   | 5   | 1 |
|   |   | 1/79-8/81   | •   |   |  | M/T+A/T, Mod. SY Eng. EG,EL             | 15-1010      |     | 23 | 22 | 45   | 79,4 | 54   |   |   |   |   |   | 4   | 1 |
| 1.8 (66 kW) Eng. EK1                              |    | 78-79   | •   |   |  |   | 13-0013      |     |    |    | 21   | 71,5 | 90   |   |   |   |   |   |     |   |
|   |   | 80-82   | •   |   |  |   | 13-0063      |     |    |    | 25   | 77   | 100  |   |   |   |   |   |     |   |
|   |    | 78-79   | •   |   |  |   | 15-1010      |     | 23 | 22 | 45   | 79,4 | 54   |   |   |   |   |   | 4   | 1 |
|   |   | 80-82   | •   |   |  |   | 15-1079      |     | 24 | 30 | 45   | 81,3 | 49   |   |   |   |   |   | 4   | 1 |
| All models USA                                    |    | 78-12/81  | •   |   |  | Usa, Exc. 82AC                          | 13-0013      |     |    |    | 21   | 71,5 | 90   |   |   |   |   |   |     |   |
|   |   | 82-83   | •   |   |  | Usa                                     | 13-0063      |     |    |    | 25   | 77   | 100  |   |   |   |   |   |     |   |
|   |    | 1/81-12/81  | •   |   |  | Usa                                     | 15-1099      |     | 24 | 22 | 45   | 79,4 | 54,7 |   |   |   |   |   | 4   | 1 |
|   |   | 78-80   | •   |   |  | Usa, Exc. 82AC                          | 15-1010      |     | 23 | 22 | 45   | 79,4 | 54   |   |   |   |   |   | 4   | 1 |
|   |   | 82-83   | •   |   |  | Usa                                     | 15-1079      |     | 24 | 30 | 45   | 81,3 | 49   |   |   |   |   |   | 4   | 1 |
| <b>Accord II (AC, AD) '83-'85</b>                 |   |    | L/R |    |    | NOTE                                    | METELLI ref. | ABS | A  | B  | C    | D    | E    | F | H | I | L | M | Fig |   |
| 1.6 EX (AC), H-Back (65 kW) Eng. EZ/ EP           |    | 9/83-10/85  | •   |   |  | M/T+A/T                                 | 13-0062      |     |    |    | 21   | 71,5 | 90   |   |   |   |   |   |     |   |
|   |    | 9/83-10/85  | •   |   |  | M/T+A/T                                 | 15-1071      |     | 24 | 30 | 47,2 | 81   | 49   |   |   |   |   |   | 4   | 1 |
| 1.8 EX (AD), H-Back (74 kW) Eng. ET1              |   | 9/83-10/85  | •   |   |  | M/T+A/T                                 | 13-0087      |     |    |    | 23   | 81   | 96   |   |   |   |   |   |     |   |
|   |  | 9/83-10/85  | •   |   |  | M/T+A/T                                 | 15-1113      |     | 26 | 32 | 49   | 87   | 52   |   |   |   |   |   | 4   | 1 |
| <b>Accord III (CA4, CA5), Aerodeck '85-'89</b>    |   |  | L/R |  |  | NOTE                                    | METELLI ref. | ABS | A  | B  | C    | D    | E    | F | H | I | L | M | Fig |   |
| 1.6 L (CA4) (65 kW) Eng. A16A1                    |  | 11/85-9/89  | •   |   |  |   | 13-0042      |     |    |    | 21   | 73   | 91   |   |   |   |   |   |     |   |
|   |  | 11/85-9/89  | •   |   |  |   | 15-1054      |     | 26 | 30 | 49   | 82   | 53   |   |   |   |   |   | 3   | 1 |
| 1.8 (CA1) (90 kW) Eng. A18A                       |  | 11/85-9/89  | •   |   |  | M/T+A/T                                 | 13-0042      |     |    |    | 21   | 73   | 91   |   |   |   |   |   |     |   |
|   |  | 11/85-9/89  | •   |   |  | M/T+A/T                                 | 15-1054      |     | 26 | 30 | 49   | 82   | 53   |   |   |   |   |   | 3   | 1 |
| 1.8 (CA2) (81 kW) Eng. B18A1                      |  | 85-89   | •   |   |  | +ABS, M/T+A/T                           | 13-0184      |     |    |    | 25   | 82   | 96   |   |   |   |   |   |     |   |
|   |   | 85-89   | •   |   |  | -ABS, M/T+A/T                           | 13-0043      |     |    |    | 23   | 81   | 96   |   |   |   |   |   |     |   |
|   |  | 85-89   | •   |   |  | +ABS, M/T+A/T                           | 15-1250      | 100 | 26 | 32 | 49   | 87,4 | 54   |   |   |   |   |   | 1   | 1 |
|   |   | 85-89   | •   |   |  | -ABS, M/T+A/T                           | 15-1045      |     | 26 | 32 | 49   | 86,6 | 51   |   |   |   |   |   | 3   | 1 |


























| Accord III (CA4, CA5), Aerodeck '85-'89                       |   |    | L/R |    |    | NOTE            | METELLI ref. | ABS | A  | B  | C  | D    | E    | F | H | I | L | M | Fig |   |  |
|---|---|---|-----|---|--|-----------------|--------------|-----|----|----|----|------|------|---|---|---|---|---|-----|---|--|
| 2.0 EX (CA5) (75-76 kW) Eng. A20A1                            |    | 85-89   |     | ●   |  | +ABS            | 13-0184      |     |    |    | 25 | 82   | 96   |   |   |   |   |   |     |   |  |
|   |   | 85-89   |     | ●   |  | -ABS            | 13-0043      |     |    |    | 23 | 81   | 96   |   |   |   |   |   |     |   |  |
|   |    | 85-89   |     | ●   |  | +ABS            | 15-1250      | 100 | 26 | 32 | 49 | 87,4 | 54   |   |   |   |   |   | 1   | 1 |  |
|   |   | 85-89   |     | ●   |  | -ABS            | 15-1045      |     | 26 | 32 | 49 | 86,6 | 51   |   |   |   |   |   | 3   | 1 |  |
| 2.0 EX (CA5) (78 kW) Eng. A20A2                               |    | 85-89   |     | ●   |  | +ABS            | 13-0184      |     |    |    | 25 | 82   | 96   |   |   |   |   |   |     |   |  |
|   |   | 85-89   |     | ●   |  | -ABS            | 13-0043      |     |    |    | 23 | 81   | 96   |   |   |   |   |   |     |   |  |
|   |    | 85-89   |     | ●   |  | +ABS            | 15-1250      | 100 | 26 | 32 | 49 | 87,4 | 54   |   |   |   |   |   | 1   | 1 |  |
|   |   | 85-89   |     | ●   |  | -ABS            | 15-1045      |     | 26 | 32 | 49 | 86,6 | 51   |   |   |   |   |   | 3   | 1 |  |
| 2.0 EXi (CA5) (85 kW) Eng. A20A3                              |    | 86-89   |     | ●   |  | +ABS            | 13-0184      |     |    |    | 25 | 82   | 96   |   |   |   |   |   |     |   |  |
|   |   | 86-89   |     | ●   |  | -ABS            | 13-0043      |     |    |    | 23 | 81   | 96   |   |   |   |   |   |     |   |  |
|   |    | 86-89   |     | ●   |  | +ABS            | 15-1250      | 100 | 26 | 32 | 49 | 87,4 | 54   |   |   |   |   |   | 1   | 1 |  |
|   |   | 86-89   |     | ●   |  | -ABS            | 15-1045      |     | 26 | 32 | 49 | 86,6 | 51   |   |   |   |   |   | 3   | 1 |  |
| 2.0 EXi (CA5) (90 kW) Eng. A20A4                              |    | 85-87   |     | ●   |  | +ABS            | 13-0184      |     |    |    | 25 | 82   | 96   |   |   |   |   |   |     |   |  |
|   |   | 85-87   |     | ●   |  | -ABS            | 13-0043      |     |    |    | 23 | 81   | 96   |   |   |   |   |   |     |   |  |
|   |    | 85-87   |     | ●   |  | +ABS            | 15-1250      | 100 | 26 | 32 | 49 | 87,4 | 54   |   |   |   |   |   | 1   | 1 |  |
|   |   | 85-87   |     | ●   |  | -ABS            | 15-1045      |     | 26 | 32 | 49 | 86,6 | 51   |   |   |   |   |   | 3   | 1 |  |
| 2.0 i 16v (CA5) (Exc. Aerodeck) (98-101 kW) Eng. B20A2/ B20A8 |    | 1/87-12/89  |     | ●   |  | +/-ABS, M/T+A/T | 13-0049      |     |    |    | 23 | 81   | 96   |   |   |   |   |   |     |   |  |
|   |   | 1/87-12/89  |     | ●   |  | +ABS, M/T+A/T   | 15-1053A     | 50  | 26 | 32 | 55 | 86,6 | 51   |   |   |   |   |   | 3   | 1 |  |
|   |   | 1/87-12/89  |     | ●   |  | -ABS, M/T+A/T   | 15-1053      |     | 26 | 32 | 55 | 86,6 | 51   |   |   |   |   |   | 3   | 1 |  |
| All models USA  |    | 1/86-89   |     | ●   |  | Usa             | 13-0087      |     |    |    | 23 | 81   | 96   |   |   |   |   |   |     |   |  |
|   |   | 1/86-89   |     | ●   |  | Usa             | 15-1101      |     | 26 | 32 | 49 | 87   | 52   |   |   |   |   |   | 1   | 1 |  |
| Accord IV (CB3, CB7) '90-'93                                  |   |  | L/R |  |  | NOTE            | METELLI ref. | ABS | A  | B  | C  | D    | E    | F | H | I | L | M | Fig |   |  |
| 1.8 (CB1,2), Aerodeck (74 kW) Eng. F18A2                      |  | 90-91   |     | ●   |  | +/-ABS          | 13-0065      |     |    |    | 24 | 90   | 94,5 |   |   |   |   |   |     |   |  |
|   |   | 90-91   |     | ●   |  | +/-ABS, M/T+A/T | 13-0108      |     |    |    | 24 | 90   | 94,5 |   |   |   |   |   |     |   |  |
|   |  | 90-91   |     | ●   |  | +ABS, ABS:90mm  | 15-1074A     | 50  | 28 | 34 | 60 | 95   | 57   |   |   |   |   |   | 1   | 1 |  |
|   |   | 90-91   |     | ●   |  | +ABS, M/T+A/T   | 15-1131A     | 50  | 28 | 32 | 60 | 97   | 59,7 |   |   |   |   |   | 1   | 1 |  |
|   |   | 90-91   |     | ●   |  | -ABS, ABS:88mm  | 15-1073      |     | 28 | 34 | 60 | 95   | 57   |   |   |   |   |   | 2   | 1 |  |
|   |   | 90-91   |     | ●   |  | -ABS, ABS:90mm  | 15-1074      |     | 28 | 34 | 60 | 95,6 | 57   |   |   |   |   |   | 1   | 1 |  |
|   |   | 90-91   |     | ●   |  | -ABS, M/T+A/T   | 15-1131      |     | 28 | 32 | 60 | 97   | 59,7 |   |   |   |   |   | 1   | 1 |  |
| 2.0 16v (CB3) (66 kW) Eng. F20A6                              |  | 1/90-2/93   |     | ●   |  | +/-ABS          | 13-0108      |     |    |    | 24 | 90   | 94,5 |   |   |   |   |   |     |   |  |
|   |   | 1/90-2/93   |     | ●   |  | +ABS            | 15-1131A     | 50  | 28 | 32 | 60 | 97   | 59,7 |   |   |   |   |   | 1   | 1 |  |
|   |   | 1/90-2/93   |     | ●   |  | -ABS            | 15-1131      |     | 28 | 32 | 60 | 97   | 59,7 |   |   |   |   |   | 1   | 1 |  |

| <b>Accord IV (CB3, CB7) '90-'93</b>            |   |  | L/R |  |  | NOTE            | METELLI ref.   | ABS     | A  | B  | C  | D  | E    | F    | H | I | L | M | Fig |   |   |
|--|---|---|-----|---|--|-----------------|----------------|---------|----|----|----|----|------|------|---|---|---|---|-----|---|---|
| 2.0 16v (CB3) (81 kW) Eng. F20A2               |    | 1/90-2/93   | •   |   |  | +/-ABS          | 13-0108        |         |    |    | 24 | 90 | 94,5 |      |   |   |   |   |     |   |   |
|  |    | 1/90-2/93   | •   |   |  | +ABS            | 15-1131A       | 50      | 28 | 32 | 60 | 97 | 59,7 |      |   |   |   |   | 1   | 1 |   |
|  |   | 1/90-2/93   | •   |   |  |                 | -ABS           | 15-1131 |    | 28 | 32 | 60 | 97   | 59,7 |   |   |   |   |     | 1 | 1 |
| 2.0 i 16v (CB3) (98 kW) Eng. F20A4/ F20A8      |    | 1/90-2/93   | •   |   |  | +/-ABS          | 13-0108        |         |    |    | 24 | 90 | 94,5 |      |   |   |   |   |     |   |   |
|  |    | 1/90-2/93   | •   |   |  | +ABS            | 15-1131A       | 50      | 28 | 32 | 60 | 97 | 59,7 |      |   |   |   |   | 1   | 1 |   |
|  |   | 1/90-2/93   | •   |   |  |                 | -ABS           | 15-1131 |    | 28 | 32 | 60 | 97   | 59,7 |   |   |   |   |     | 1 | 1 |
| 2.0 i 16v (CC9) Aerodeck (98 kW) Eng. F20Z3    |    | 3/93-12/93  | •   |   |  | +/-ABS          | 13-0065        |         |    |    | 24 | 90 | 94,5 |      |   |   |   |   |     |   |   |
|  |    | 3/93-12/93  | •   |   |  | +ABS, ABS:90mm  | 15-1074A       | 50      | 28 | 34 | 60 | 95 | 57   |      |   |   |   |   | 1   | 1 |   |
|  |   | 3/93-12/93  | •   |   |  |                 | -ABS, ABS:88mm | 15-1073 |    | 28 | 34 | 60 | 95   | 57   |   |   |   |   |     | 2 | 1 |
|  |   | 3/93-12/93  | •   |   |  |                 | -ABS, ABS:90mm | 15-1074 |    | 28 | 34 | 60 | 95,6 | 57   |   |   |   |   |     | 1 | 1 |
| 2.2 i 16v (CB8) Aerodeck (108 kW) Eng. F22A8   |    | 91-93   | •   |   |  | +/-ABS, M/T+A/T | 13-0108        |         |    |    | 24 | 90 | 94,5 |      |   |   |   |   |     |   |   |
|  |    | 91-93   | •   |   |  | +ABS, M/T+A/T   | 15-1131A       | 50      | 28 | 32 | 60 | 97 | 59,7 |      |   |   |   |   | 1   | 1 |   |
|  |   | 91-93   | •   |   |  |                 | -ABS, M/T+A/T  | 15-1131 |    | 28 | 32 | 60 | 97   | 59,7 |   |   |   |   |     | 1 | 1 |
| 2.2 i 16v (CB8) Aerodeck (110 kW) Eng. F22A7   |    | 91-93   | •   |   |  | +/-ABS, M/T+A/T | 13-0108        |         |    |    | 24 | 90 | 94,5 |      |   |   |   |   |     |   |   |
|  |    | 91-93   | •   |   |  | +ABS, M/T+A/T   | 15-1131A       | 50      | 28 | 32 | 60 | 97 | 59,7 |      |   |   |   |   | 1   | 1 |   |
|  |   | 91-93   | •   |   |  |                 | -ABS, M/T+A/T  | 15-1131 |    | 28 | 32 | 60 | 97   | 59,7 |   |   |   |   |     | 1 | 1 |
| 2.2 i 16v, Automatik (CB7) (108 kW) Eng. F22A3 |    | 1/90-2/93   | •   |   |  | +/-ABS, M/T+A/T | 13-0108        |         |    |    | 24 | 90 | 94,5 |      |   |   |   |   |     |   |   |
|  |    | 1/90-2/93   | •   |   |  | +ABS, M/T+A/T   | 15-1131A       | 50      | 28 | 32 | 60 | 97 | 59,7 |      |   |   |   |   | 1   | 1 |   |
|  |   | 1/90-2/93   | •   |   |  |                 | -ABS, M/T+A/T  | 15-1131 |    | 28 | 32 | 60 | 97   | 59,7 |   |   |   |   |     | 1 | 1 |
| <b>Accord V (CC7) '93-'98</b>                  |   |  | L/R |  |  | NOTE            | METELLI ref.   | ABS     | A  | B  | C  | D  | E    | F    | H | I | L | M | Fig |   |   |
| 1.8 (CD3) (74 kW) Eng. F18B                    |  | 3/93-96   | •   |   |  | +/-ABS          | 13-0108        |         |    |    | 24 | 90 | 94,5 |      |   |   |   |   |     |   |   |
|  |  | 3/93-96   | •   |   |  | +ABS            | 15-1131A       | 50      | 28 | 32 | 60 | 97 | 59,7 |      |   |   |   |   | 1   | 1 |   |
|  |   | 3/93-96   | •   |   |  |                 | -ABS           | 15-1131 |    | 28 | 32 | 60 | 97   | 59,7 |   |   |   |   |     | 1 | 1 |
| 2.0 (DC9) Coupe, Aerodeck (100 kW) Eng. F20B3  |  | 93-97   | •   |   |  | +/-ABS          | 13-0108        |         |    |    | 24 | 90 | 94,5 |      |   |   |   |   |     |   |   |
|  |  | 93-97   | •   |   |  | +ABS            | 15-1131A       | 50      | 28 | 32 | 60 | 97 | 59,7 |      |   |   |   |   | 1   | 1 |   |
|  |   | 93-97   | •   |   |  |                 | -ABS           | 15-1131 |    | 28 | 32 | 60 | 97   | 59,7 |   |   |   |   |     | 1 | 1 |
| 2.0 i (CC7,CE2,CD4) (85 kW) Eng. F20Z2         |  | 3/93-1/96   | •   |   |  | +/-ABS          | 13-0108        |         |    |    | 24 | 90 | 94,5 |      |   |   |   |   |     |   |   |
|  |  | 3/93-1/96   | •   |   |  | +ABS            | 15-1131A       | 50      | 28 | 32 | 60 | 97 | 59,7 |      |   |   |   |   | 1   | 1 |   |
|  |   | 3/93-1/96   | •   |   |  |                 | -ABS           | 15-1131 |    | 28 | 32 | 60 | 97   | 59,7 |   |   |   |   |     | 1 | 1 |
| 2.0 i S (96 kW) Eng. F20Z1                     |  | 3/93-1/96   | •   |   |  | +/-ABS          | 13-0108        |         |    |    | 24 | 90 | 94,5 |      |   |   |   |   |     |   |   |
|  |  | 3/93-1/96   | •   |   |  | +ABS            | 15-1131A       | 50      | 28 | 32 | 60 | 97 | 59,7 |      |   |   |   |   | 1   | 1 |   |
|  |   | 3/93-1/96   | •   |   |  |                 | -ABS           | 15-1131 |    | 28 | 32 | 60 | 97   | 59,7 |   |   |   |   |     | 1 | 1 |




















| <b>Accord V (CC7) '93-'98</b>                  |   |    | L/R |    |    | NOTE          | METELLI ref. | ABS | A  | B  | C    | D    | E    | F | H | I | L | M | Fig |   |
|--|---|---|-----|---|--|---------------|--------------|-----|----|----|------|------|------|---|---|---|---|---|-----|---|
| 2.2 i ES Coupe, Aerodeck (110 kW) Eng. F22B5   |    | 93-98   |     | •   |  | +/-ABS        | 13-0108      |     |    |    | 24   | 90   | 94,5 |   |   |   |   |   |     |   |
|  |    | 93-98   |     | •   |  | +ABS          | 15-1131A     | 50  | 28 | 32 | 60   | 97   | 59,7 |   |   |   |   |   | 1   | 1 |
|  |    | 93-98   |     | •   |  | -ABS          | 15-1131      |     | 28 | 32 | 60   | 97   | 59,7 |   |   |   |   |   | 1   | 1 |
| <b>Accord VI (CE, CF) '96-'98</b>              |   |    | L/R |    |    | NOTE          | METELLI ref. | ABS | A  | B  | C    | D    | E    | F | H | I | L | M | Fig |   |
| 1.8 i (CE7) (85 kW) Eng. F18A3                 |    | 2/96-98   |     | •   |  | +ABS          | 13-0206      |     |    |    | 22   | 86   | 91   |   |   |   |   |   |     |   |
|  |    | 2/96-98   |     | •   |  | +ABS          | 15-1284      | 50  | 28 | 32 | 60   | 91,9 | 61   |   |   |   |   |   | 3   | 2 |
| 2.0 i LS (CE8) (96 kW) Eng. F20Z1              |    | 2/96-98   |     | •   |  | +ABS          | 13-0206      |     |    |    | 22   | 86   | 91   |   |   |   |   |   |     |   |
|  |    | 2/96-98   |     | •   |  | +ABS          | 15-1284      | 50  | 28 | 32 | 60   | 91,9 | 61   |   |   |   |   |   | 3   | 2 |
| 2.0 TDi (CF1) (77 kW) Eng. 20T2N               |    | 2/96-98   |     | •   |  | +ABS          | 13-0206      |     |    |    | 22   | 86   | 91   |   |   |   |   |   |     |   |
|  |    | 2/96-98   |     | •   |  | +ABS          | 15-1284      | 50  | 28 | 32 | 60   | 91,9 | 61   |   |   |   |   |   | 3   | 2 |
| 2.2 i VTEC (CE9) (110 kW) Eng. F22Z2           |    | 2/96-98   |     | •   |  | +ABS          | 13-0206      |     |    |    | 22   | 86   | 91   |   |   |   |   |   |     |   |
|  |    | 2/96-98   |     | •   |  | +ABS          | 15-1284      | 50  | 28 | 32 | 60   | 91,9 | 61   |   |   |   |   |   | 3   | 2 |
| <b>Accord VII (CG) '98-'03</b>                 |   |    | L/R |    |    | NOTE          | METELLI ref. | ABS | A  | B  | C    | D    | E    | F | H | I | L | M | Fig |   |
| 1.8 i, H-Back (100 kW) Eng. F18B2              |    | 10/98-  |     | •   |  | +ABS          | 13-0205      |     |    |    | 25   | 78   | 130  |   |   |   |   |   |     |   |
|  |    | 10/98-  |     | •   |  | +ABS          | 15-1423      | 50  | 28 | 32 | 64   | 89,1 | 60   |   |   |   |   |   | 1   | 2 |
| 2.0 i, H-Back, Coupe (108 kW) Eng. F20B6/ 5/ 7 |    | 98-01   |     | •   |  | +ABS, Berlina | 13-0205      |     |    |    | 25   | 78   | 130  |   |   |   |   |   |     |   |
|  |    | 98-01   |     | •   |  | +ABS, Berlina | 15-1423      | 50  | 28 | 32 | 64   | 89,1 | 60   |   |   |   |   |   | 1   | 2 |
| 2.2 Type-R (156 kW) Eng. H22A7                 |   | 99-03   |     | •   |  | +ABS          | 13-0458      |     |    |    | 24,8 | 91   | 123  |   |   |   |   |   |     |   |
|  |  | 99-03   |     | •   |  | +ABS          | 15-1685      | 50  | 28 | 32 | 64   | 93,7 | 61   |   |   |   |   |   | 1   | 1 |
| 2.3, H-Back (113 kW) Eng. F23Z5                |  | 99-03   |     | •   |  | +ABS          | 13-0458      |     |    |    | 24,8 | 91   | 123  |   |   |   |   |   |     |   |
|  |  | 99-03   |     | •   |  | +ABS          | 15-1685      | 50  | 28 | 32 | 64   | 93,7 | 61   |   |   |   |   |   | 1   | 1 |
| <b>Accord VIII, Tourer (CL, CM) '03-'08</b>    |   |  | L/R |  |  | NOTE          | METELLI ref. | ABS | A  | B  | C    | D    | E    | F | H | I | L | M | Fig |   |
| 2.0 (114 kW) Eng. K20A6                        |  | 03-08   |     | •   |  |               | 13-0452      |     |    |    | 24,8 | 91   | 123  |   |   |   |   |   |     |   |
|  |  | 03-08   |     | •   |  |               | 15-1678      |     | 28 | 32 | 62,9 | 93,7 | 61,3 |   |   |   |   |   | 1   | 1 |
| 2.2 CTDi (103 kW) Eng. N22A1                   |  | 04-08   |     | •   |  |               | 13-0454      |     |    |    | 27   | 92   | 136  |   |   |   |   |   |     |   |
|  |  | 04-08   |     | •   |  |               | 15-1680      |     | 28 | 34 | 62,9 | 93,7 | 61,3 |   |   |   |   |   | 1   | 1 |
| 2.4 (140 kW) Eng. K24A                         |  | 03-08   |     | •   |  |               | 13-0452      |     |    |    | 24,8 | 91   | 123  |   |   |   |   |   |     |   |
|  |  | 03-08   |     | •   |  |               | 15-1678      |     | 28 | 32 | 62,9 | 93,7 | 61,3 |   |   |   |   |   | 1   | 1 |





























| <b>Ballade '81-'92</b>                           |   |    | L/R |    |    | NOTE                            | METELLI ref. | ABS | A  | B  | C  | D    | E   | F | H | I | L | M | Fig |   |  |
|--|---|---|-----|---|--|---------------------------------|--------------|-----|----|----|----|------|-----|---|---|---|---|---|-----|---|--|
| 1.3 (EF1) (55 kW) Eng. D13B                      |    | 87-92   |     | •   |  |                                 | 13-0076      |     |    |    | 21 | 73   | 91  |   |   |   |   |   |     |   |  |
|  |    | 87-92   |     | •   |  |                                 | 15-1086      |     | 23 | 27 | 49 | 82,5 | 51  |   |   |   |   | 1 | 1   |   |  |
| 1.3 12v (AG, AJ, VJ) (59 kW) Eng. EV2            |    | 84-87   |     | •   |  |                                 | 13-0076      |     |    |    | 21 | 73   | 91  |   |   |   |   |   |     |   |  |
|  |    | 84-87   |     | •   |  |                                 | 15-1086      |     | 23 | 27 | 49 | 82,5 | 51  |   |   |   |   | 1 | 1   |   |  |
| 1.5 12v (AH, AK) (62-67-78-74 kW) Eng. EW2/ 3/ 4 |    | 1/87-   |     | •   |  | M/T+A/T                         | 13-0043      |     |    |    | 23 | 81   | 96  |   |   |   |   |   |     |   |  |
|  |   | 84-10/86  |     | •   |  | M/T+A/T                         | 13-0042      |     |    |    | 21 | 73   | 91  |   |   |   |   |   |     |   |  |
|  |    | 1/87-   |     | •   |  | M/T+A/T                         | 15-1045      |     | 26 | 32 | 49 | 86,6 | 51  |   |   |   |   |   | 3   | 1 |  |
|  |   | 84-10/86  |     | •   |  | M/T+A/T                         | 15-1044      |     | 23 | 30 | 49 | 82,5 | 54  |   |   |   |   |   | 1   | 1 |  |
| 1.5 16v (EF2,4,5,6) (66-69 kW) Eng. D15B/ EC/ ED |    | 89-92   |     | •   |  | FWD, Mod. EF2, 6                | 13-0042      |     |    |    | 21 | 73   | 91  |   |   |   |   |   |     |   |  |
|  |   | 89-92   | L   | •   |  | FWD, Mod. EF4, 5                | 13-0087      |     |    |    | 23 | 81   | 96  |   |   |   |   |   |     |   |  |
|  |   | 89-92   | R   | •   |  | -ABS, FWD, Mod. EF4, 5          | 13-0192      |     |    |    | 23 | 81   | 96  |   |   |   |   |   |     |   |  |
|  |    | 89-92   |     | •   |  | FWD, Mod. EF2, 6                | 15-1054      |     | 26 | 30 | 49 | 82   | 53  |   |   |   |   |   | 3   | 1 |  |
|  |   | 89-92   | L   | •   |  | FWD, Mod. EF4, 5                | 15-1101      |     | 26 | 32 | 49 | 87   | 52  |   |   |   |   |   | 1   | 1 |  |
|  |   | 89-92   | R   | •   |  | -ABS, FWD, Mod. EF4, 5          | 15-1260      |     | 26 | 23 | 49 | 85   | 51  |   |   |   |   |   | 4   | 1 |  |
| 1.6 16v (AT,AU,AS,EF3,EF7) (92 kW) Eng. ZC       |    | 1/87-   |     | •   |  | M/T+A/T, Mod. AT, AU, AS        | 13-0043      |     |    |    | 23 | 81   | 96  |   |   |   |   |   |     |   |  |
|  |   | 87-92   | L   | •   |  | FWD, M/T+A/T, Mod. EF3, 7       | 13-0087      |     |    |    | 23 | 81   | 96  |   |   |   |   |   |     |   |  |
|  |   | 87-92   | R   | •   |  | -ABS, FWD, M/T+A/T, Mod. EF3, 7 | 13-0192      |     |    |    | 23 | 81   | 96  |   |   |   |   |   |     |   |  |
|  |    | 1/87-   |     | •   |  | M/T+A/T, Mod. AT, AU, AS        | 15-1045      |     | 26 | 32 | 49 | 86,6 | 51  |   |   |   |   |   | 3   | 1 |  |
|  |   | 87-92   | L   | •   |  | FWD, M/T+A/T, Mod. EF3, 7       | 15-1101      |     | 26 | 32 | 49 | 87   | 52  |   |   |   |   |   | 1   | 1 |  |
|  |   | 87-92   | R   | •   |  | -ABS, FWD, M/T+A/T, Mod. EF3, 7 | 15-1260      |     | 26 | 23 | 49 | 85   | 51  |   |   |   |   |   | 4   | 1 |  |
| <b>City '82-'90</b>                              |   |   | L/R |   |   | NOTE                            | METELLI ref. | ABS | A  | B  | C  | D    | E   | F | H | I | L | M | Fig |   |  |
| 1.2 (GA1) (56 kW) Eng. D12A                      |  | 86-   |     | •   |  |                                 | 13-0076      |     |    |    | 21 | 73   | 91  |   |   |   |   |   |     |   |  |
|  |  | 86-   |     | •   |  |                                 | 15-1086      |     | 23 | 27 | 49 | 82,5 | 51  |   |   |   |   | 1 | 1   |   |  |
| 1.2 16v (VF) (61 kW) Eng. ER                     |  | 82-86   |     | •   |  |                                 | 13-0064      |     |    |    | 25 | 77   | 100 |   |   |   |   |   |     |   |  |
|  |  | 82-86   |     | •   |  |                                 | 15-1072      |     | 23 | 27 | 45 | 82,6 | 51  |   |   |   |   | 4 | 1   |   |  |
| 1.3 (GA2) (60 kW) Eng. D13C                      |  | 86-   |     | •   |  |                                 | 13-0042      |     |    |    | 21 | 73   | 91  |   |   |   |   |   |     |   |  |
|  |  | 86-   |     | •   |  |                                 | 15-1044      |     | 23 | 30 | 49 | 82,5 | 54  |   |   |   |   | 1 | 1   |   |  |
| <b>Civic I '72-'84</b>                           |   |  | L/R |  |  | NOTE                            | METELLI ref. | ABS | A  | B  | C  | D    | E   | F | H | I | L | M | Fig |   |  |
| 1.2 (SB1) (40 kW) Eng. EB1                       |  | 72-77   |     | •   |  | M/T+A/T, Incl. Usa              | 13-0013      |     |    |    | 21 | 71,5 | 90  |   |   |   |   |   |     |   |  |
|  |  | 72-77   |     | •   |  | M/T+A/T, Incl. Usa              | 15-1010      |     | 23 | 22 | 45 | 79,4 | 54  |   |   |   |   | 4 | 1   |   |  |




































| <b>Civic I '72-'84</b>                  |   |    | L/R |    |    | NOTE  | METELLI ref. | ABS | A  | B  | C  | D    | E  | F | H | I | L | M | Fig |
|---|---|---|-----|---|---|---|--------------|-----|----|----|----|------|----|---|---|---|---|---|-----|
| 1.2 (SB2) (40 kW) Eng. EB2              |    | 77-80   |     | •   |   | M/T+A/T, Incl. Usa  | 13-0013      |     |    |    | 21 | 71,5 | 90 |   |   |   |   |   |     |
|   |    | 77-80   |     | •   |   | M/T+A/T, Incl. Usa  | 15-1010      |     | 23 | 22 | 45 | 79,4 | 54 |   |   |   |   | 4 | 1   |
| 1.2 (SB2) (44 kW) Eng. EB3              |    | 77-80   |     | •   |   | M/T+A/T, Incl. Usa  | 13-0013      |     |    |    | 21 | 71,5 | 90 |   |   |   |   |   |     |
|   |    | 77-80   |     | •   |   | M/T+A/T, Incl. Usa  | 15-1010      |     | 23 | 22 | 45 | 79,4 | 54 |   |   |   |   | 4 | 1   |
| 1.3 L (33 kW) Eng. EN2                  |    | 80-83   |     | •   |   |   | 13-0015      |     |    |    | 21 | 71,5 | 90 |   |   |   |   |   |     |
|   |    | 80-83   |     | •   |   |   | 15-1011      |     | 23 | 22 | 45 | 79,4 | 55 |   |   |   |   | 5 | 1   |
| 1.3 L (SS) (44 kW) Eng. EN1             |    | 79-83   |     | •   |   | M/T+A/T   | 13-0013      |     |    |    | 21 | 71,5 | 90 |   |   |   |   |   |     |
|   |    | 79-83   |     | •   |   | M/T+A/T   | 15-1010      |     | 23 | 22 | 45 | 79,4 | 54 |   |   |   |   | 4 | 1   |
| 1.3 S (52 kW) Eng. EN4                  |    | 79-84   |     | •   |   | M/T+A/T   | 13-0013      |     |    |    | 21 | 71,5 | 90 |   |   |   |   |   |     |
|   |    | 79-84   |     | •   |   | M/T+A/T   | 15-1010      |     | 23 | 22 | 45 | 79,4 | 54 |   |   |   |   | 4 | 1   |
| 1.5 (66 kW) Eng. EC/ ED/ EM/ EW         |    | 75-83   |     | •   |   | Incl. Usa, Mod. SH110,SK110,SE,AF,AH,SR100,ST100 Eng. EM,EW,ED,EC | 13-0013      |     |    |    | 21 | 71,5 | 90 |   |   |   |   |   |     |
|   |    | 75-79   |     | •   |   | Incl. Usa, Mod. SH110,SK110,SE Eng. ED,EC                         | 15-1010      |     | 23 | 22 | 45 | 79,4 | 54 |   |   |   |   | 4 | 1   |
|   |    | 80-83   |     | •   |   | Incl. Usa, Mod. AF,AH,SR100,ST100 Eng. EM,EW                      | 15-1010      |     | 23 | 22 | 45 | 79,4 | 54 |   |   |   |   | 4 | 1   |
| <b>Civic I Shuttle (AN, AR) '83-'87</b> |   |    | L/R |    |    | NOTE  | METELLI ref. | ABS | A  | B  | C  | D    | E  | F | H | I | L | M | Fig |
| 1.3 (AG, AJ,VJ) (55 kW) Eng. EV         |    | 83-87   |     | •   |   | 4Sp   | 13-0076      |     |    |    | 21 | 73   | 91 |   |   |   |   |   |     |
|   |    | 83-87   |     | •   |   | 4Sp   | 15-1086      |     | 23 | 27 | 49 | 82,5 | 51 |   |   |   |   | 1 | 1   |
| 1.5 (AN) (63 kW) Eng. EW2               |    | 83-87   |     | •   |   | M/T+A/T   | 13-0042      |     |    |    | 21 | 73   | 91 |   |   |   |   |   |     |
|   |   | 83-87   |     | •   |   | M/T+A/T   | 15-1044      |     | 23 | 30 | 49 | 82,5 | 54 |   |   |   |   | 1 | 1   |
| 1.5 4WD (AR) (63 kW) Eng. EW2           |  | 85-87   |     | •   |   | FWD, M/T+A/T  | 13-0043      |     |    |    | 23 | 81   | 96 |   |   |   |   |   |     |
|   |  | 85-87   |     | •   |   | FWD, M/T+A/T  | 15-1045      |     | 26 | 32 | 49 | 86,6 | 51 |   |   |   |   | 3 | 1   |
| <b>Civic II '83-'87</b>                 |   |  | L/R |  |  | NOTE  | METELLI ref. | ABS | A  | B  | C  | D    | E  | F | H | I | L | M | Fig |
| 1.2 (40 kW) Eng. D12B/ ZA2              |  | -87   |     | •   |   | M/T+A/T   | 13-0042      |     |    |    | 21 | 73   | 91 |   |   |   |   |   |     |
|   |  | -87   |     | •   |   | M/T+A/T   | 15-1054      |     | 26 | 30 | 49 | 82   | 53 |   |   |   |   | 3 | 1   |
| 1.3 12v (52 kW) Eng. EV2                |  | 83-87   |     | •   |   | 4Sp, Incl. Usa  | 13-0076      |     |    |    | 21 | 73   | 91 |   |   |   |   |   |     |
|   |  | 83-87   |     | •   |   | 4Sp, Incl. Usa  | 15-1086      |     | 23 | 27 | 49 | 82,5 | 51 |   |   |   |   | 1 | 1   |
| 1.5 GL (63 kW) Eng. EW2                 |  | 83-87   |     | •   |   | 4Sp, Incl. Usa  | 13-0076      |     |    |    | 21 | 73   | 91 |   |   |   |   |   |     |
|   |  | 84-87   |     | •   |   | M/T+A/T, 5Sp, Incl. Usa   | 13-0042      |     |    |    | 21 | 73   | 91 |   |   |   |   |   |     |
|   |  | 83-87   |     | •   |   | 4Sp, Incl. Usa  | 15-1086      |     | 23 | 27 | 49 | 82,5 | 51 |   |   |   |   | 1 | 1   |
|   |  | 84-87   |     | •   |   | M/T+A/T, 5Sp, Incl. Usa   | 15-1044      |     | 23 | 30 | 49 | 82,5 | 54 |   |   |   |   | 1 | 1   |







































| <b>Civic II '83-'87</b>                                |   |  | L/R   |  |  | NOTE                    | METELLI ref. | ABS     | A  | B  | C  | D    | E  | F  | H | I | L | M | Fig |   |
|--|---|---|-------|---|--|-------------------------|--------------|---------|----|----|----|------|----|----|---|---|---|---|-----|---|
| 1.5 GT (74 kW) Eng. EW3                                |    | 83-87   |       | •   |  | 4Sp, Incl. Usa          | 13-0076      |         |    |    | 21 | 73   | 91 |    |   |   |   |   |     |   |
|  |   | 84-87   |       | •   |  | M/T+A/T, 5Sp, Incl. Usa | 13-0042      |         |    |    | 21 | 73   | 91 |    |   |   |   |   |     |   |
|  |    | 83-87   |       | •   |  | 4Sp, Incl. Usa          | 15-1086      |         | 23 | 27 | 49 | 82,5 | 51 |    |   |   |   |   | 1   | 1 |
|  |   | 84-87   |       | •   |  | M/T+A/T, 5Sp, Incl. Usa | 15-1044      |         | 23 | 30 | 49 | 82,5 | 54 |    |   |   |   |   | 1   | 1 |
| <b>Civic II Shuttle (EE) '88-'95</b>                   |   |  | L/R   |  |  | NOTE                    | METELLI ref. | ABS     | A  | B  | C  | D    | E  | F  | H | I | L | M | Fig |   |
| 1.4 i 16v (EE1) (66 kW) Eng. D14A1                     |    | 88-92   |       | •   |  | 4Sp                     | 13-0042      |         |    |    | 21 | 73   | 91 |    |   |   |   |   |     |   |
|  |   |  | 88-92 |   | •  |                         | 4Sp          | 15-1054 |    | 26 | 30 | 49   | 82 | 53 |   |   |   |   | 3   | 1 |
| 1.5 i 16v (EE2) (69 kW) Eng. D15B2                     |    | 88-91   |       | •   |  | M/T+A/T, 5Sp            | 13-0042      |         |    |    | 21 | 73   | 91 |    |   |   |   |   |     |   |
|  |   |  | 88-91 |   | •  |                         | M/T+A/T, 5Sp | 15-1054 |    | 26 | 30 | 49   | 82 | 53 |   |   |   |   | 3   | 1 |
| <b>Civic III (EC, ED, EE) '87-'91</b>                  |   |  | L/R   |  |  | NOTE                    | METELLI ref. | ABS     | A  | B  | C  | D    | E  | F  | H | I | L | M | Fig |   |
| 1.3 (EC8) (55 kW) Eng. D13B1                           |    | 87-89   |       | •   |  | 4Sp                     | 13-0042      |         |    |    | 21 | 73   | 91 |    |   |   |   |   |     |   |
|  |   |  | 87-89 |   | •  |                         | 4Sp          | 15-1054 |    | 26 | 30 | 49   | 82 | 53 |   |   |   |   | 3   | 1 |
| 1.3 16v (EC8) Kat H-Back (55 kW) Eng. D13B2            |    | 89-91   |       | •   |  | 4Sp                     | 13-0042      |         |    |    | 21 | 73   | 91 |    |   |   |   |   |     |   |
|  |   |  | 89-91 |   | •  |                         | 4Sp          | 15-1054 |    | 26 | 30 | 49   | 82 | 53 |   |   |   |   | 3   | 1 |
| 1.5 i 16v (ED3, 6), Shuttle, 4WD (66-69 kW) Eng. D15B2 |    | 87-91   |       | •   |  | 5Sp, Mod. EF2, EF6      | 13-0042      |         |    |    | 21 | 73   | 91 |    |   |   |   |   |     |   |
|  |   | 87-91   | L     | •   |  | FWD, Mod. EF4, 5        | 13-0087      |         |    |    | 23 | 81   | 96 |    |   |   |   |   |     |   |
|  |   | 87-91   | R     | •   |  | -ABS, FWD, Mod. EF4, 5  | 13-0192      |         |    |    | 23 | 81   | 96 |    |   |   |   |   |     |   |
|  |   | 88-91   |       | •   |  | 4Sp, Usa, H-Back        | 13-0076      |         |    |    | 21 | 73   | 91 |    |   |   |   |   |     |   |
|  |  | 87-91   |       | •   |  | 5Sp, Mod. EF2, EF6      | 15-1054      |         | 26 | 30 | 49 | 82   | 53 |    |   |   |   |   | 3   | 1 |
|  |   | 87-91   | L     | •   |  | FWD, Mod. EF4, 5        | 15-1101      |         | 26 | 32 | 49 | 87   | 52 |    |   |   |   |   | 1   | 1 |
|  |   | 87-91   | R     | •   |  | -ABS, FWD, Mod. EF4, 5  | 15-1260      |         | 26 | 23 | 49 | 85   | 51 |    |   |   |   |   | 4   | 1 |
|  |   | 88-91   |       | •   |  | 4Sp, Usa, H-Back        | 15-1086      |         | 23 | 27 | 49 | 82,5 | 51 |    |   |   |   |   | 1   | 1 |
| 1.6 i 16v (96 kW) Eng. D16A7/ 9                        |  | 84-86   |       | •   |  | Mod. AT, AU, AS         | 13-0043      |         |    |    | 23 | 81   | 96 |    |   |   |   |   |     |   |
|  |   | 87-91   |       | •   |  | M/T+A/T, Mod. EF3, 7    | 13-0087      |         |    |    | 23 | 81   | 96 |    |   |   |   |   |     |   |
|  |  | 84-86   |       | •   |  | Mod. AT, AU, AS         | 15-1045      |         | 26 | 32 | 49 | 86,6 | 51 |    |   |   |   |   | 3   | 1 |
|  |   | 87-91   |       | •   |  | M/T+A/T, Mod. EF3, 7    | 15-1101      |         | 26 | 32 | 49 | 87   | 52 |    |   |   |   |   | 1   | 1 |
| 1.6 i 16v (ED4, 7) (80 kW) Eng. D16A6                  |  | 87-91   |       | •   |  | Mod. ED4                | 13-0043      |         |    |    | 23 | 81   | 96 |    |   |   |   |   |     |   |
|  |   | 87-91   |       | •   |  | M/T+A/T, Mod. ED7       | 13-0042      |         |    |    | 21 | 73   | 91 |    |   |   |   |   |     |   |
|  |  | 87-91   |       | •   |  | Mod. ED4                | 15-1045      |         | 26 | 32 | 49 | 86,6 | 51 |    |   |   |   |   | 3   | 1 |
|  |   | 87-91   |       | •   |  | M/T+A/T, Mod. ED7       | 15-1054      |         | 26 | 30 | 49 | 82   | 53 |    |   |   |   |   | 3   | 1 |






























| Civic III (EC, ED, EE) '87-'91           |   |  | L/R |  |  | NOTE              | METELLI ref. | ABS      | A  | B  | C  | D    | E    | F    | H    | I    | L    | M   | Fig |   |
|--|---|---|-----|---|--|-------------------|--------------|----------|----|----|----|------|------|------|------|------|------|-----|-----|---|
| 1.6 i 16v (ED4, 7) (82 kW) Eng. D16Z2    |    | 87-91   |     | •   |  | Mod. ED4          | 13-0043      |          |    |    | 23 | 81   | 96   |      |      |      |      |     |     |   |
|  |   | 87-91   |     | •   |  | M/T+A/T, Mod. ED7 | 13-0042      |          |    |    | 21 | 73   | 91   |      |      |      |      |     |     |   |
|  |    | 87-91   |     | •   |  | Mod. ED4          | 15-1045      |          | 26 | 32 | 49 | 86,6 | 51   |      |      |      |      | 3   | 1   |   |
|  |   | 87-91   |     | •   |  | M/T+A/T, Mod. ED7 | 15-1054      |          | 26 | 30 | 49 | 82   | 53   |      |      |      |      | 3   | 1   |   |
| 1.6 i 16v 4WD Shuttle (80 kW) Eng. D16A6 |    | 87-91   | L   | •   |  | FWD, M/T+A/T      | 13-0087      |          |    |    | 23 | 81   | 96   |      |      |      |      |     |     |   |
|  |   | 87-91   | R   | •   |  | FWD, M/T+A/T      | 13-0192      |          |    |    | 23 | 81   | 96   |      |      |      |      |     |     |   |
|  |    | 87-91   | L   | •   |  | FWD, M/T+A/T      | 15-1101      |          | 26 | 32 | 49 | 87   | 52   |      |      |      |      | 1   | 1   |   |
|  |   | 87-91   | R   | •   |  | FWD, M/T+A/T      | 15-1260      |          | 26 | 23 | 49 | 85   | 51   |      |      |      |      | 4   | 1   |   |
| Civic IV (EG) '91-'95                    |   |  | L/R |  |  | NOTE              | METELLI ref. | ABS      | A  | B  | C  | D    | E    | F    | H    | I    | L    | M   | Fig |   |
| 1.3 16v (EG3, 7) (55 kW) Eng. D13B2      |    | 91-95   |     | •   |  | Mod. EG7          | 13-0188      |          |    |    | 23 | 81   | 96   |      |      |      |      |     |     |   |
|  |   | 91-95   |     | •   |  | M/T+A/T, Mod. EG3 | 13-0185      |          |    |    | 23 | 81   | 96   |      |      |      |      |     |     |   |
|  |    | 91-95   |     | •   |  | Mod. EG7          | 15-1255      |          | 26 | 30 | 55 | 89,5 | 51   |      |      |      |      | 1   | 1   |   |
|  |   | 91-95   |     | •   |  | M/T+A/T, Mod. EG3 | 15-1251      |          | 26 | 30 | 55 | 80   | 51   |      |      |      |      | 4   | 1   |   |
|  |    | 91-95   | L   |   |  |                   | +ABS, M/T    | 17-0788  | 50 | 26 |    | 25   | 86   | 80,8 |      | 78,5 | 61,4 | 905 | s8  |   |
|  |   | 91-95   | R   |   |  |                   | +ABS, M/T    | 17-0789  | 50 | 26 |    | 25   | 86   | 80,8 |      | 78,5 | 54,5 | 623 | s8  |   |
| 1.5 i 16v (EG4) (66 kW) Eng. D15Z1       |    | 91-95   |     | •   |  |                   | 13-0188      |          |    |    | 23 | 81   | 96   |      |      |      |      |     |     |   |
|  |   | 91-95   |     | •   |  | M/T+A/T           | 13-0185      |          |    |    | 23 | 81   | 96   |      |      |      |      |     |     |   |
|  |   | 92-95   |     | •   |  | K600 LS1          | 13-0236      |          |    |    | 22 | 78   | 94   |      |      |      |      |     |     |   |
|  |    | 91-95   |     | •   |  |                   |              | 15-1255  |    | 26 | 30 | 55   | 89,5 | 51   |      |      |      |     | 1   | 1 |
|  |   | 91-95   |     | •   |  | M/T+A/T           |              | 15-1251  |    | 26 | 30 | 55   | 80   | 51   |      |      |      |     | 4   | 1 |
|  |   | 92-95   |     | •   |  | K600 LS1          |              | 15-1337  |    | 26 | 30 | 55   | 82   | 53   |      |      |      |     | 3   | 2 |
|  |  | 91-95   | L   |   |  |                   | +ABS, M/T    | 17-0788  | 50 | 26 |    | 25   | 86   | 80,8 |      | 78,5 | 61,4 | 905 | s8  |   |
|  |   | 91-95   | R   |   |  |                   | +ABS, M/T    | 17-0789  | 50 | 26 |    | 25   | 86   | 80,8 |      | 78,5 | 54,5 | 623 | s8  |   |
| 1.5 i 16v (EG8) (69 kW) Eng. D15B2/ Z1   |  | 91-95   |     | •   |  |                   | 13-0188      |          |    |    | 23 | 81   | 96   |      |      |      |      |     |     |   |
|  |   | 91-95   |     | •   |  | M/T+A/T           | 13-0185      |          |    |    | 23 | 81   | 96   |      |      |      |      |     |     |   |
|  |   | 93-95   |     | •   |  | +/-ABS, Usa       | 13-0049      |          |    |    | 23 | 81   | 96   |      |      |      |      |     |     |   |
|  |  | 91-95   |     | •   |  |                   |              | 15-1255  |    | 26 | 30 | 55   | 89,5 | 51   |      |      |      |     | 1   | 1 |
|  |   | 91-95   |     | •   |  | M/T+A/T           |              | 15-1251  |    | 26 | 30 | 55   | 80   | 51   |      |      |      |     | 4   | 1 |
|  |   | 93-95   |     | •   |  | +ABS, Usa         |              | 15-1053A | 50 | 26 | 32 | 55   | 86,6 | 51   |      |      |      |     | 3   | 1 |
|  |   | 93-95   |     | •   |  | -ABS, Usa         |              | 15-1053  |    | 26 | 32 | 55   | 86,6 | 51   |      |      |      |     | 3   | 1 |
|  |  | 91-95   | L   |   |  |                   | +ABS, M/T    | 17-0788  | 50 | 26 |    | 25   | 86   | 80,8 |      | 78,5 | 61,4 | 905 | s8  |   |
| 91-95                                    |   | R   |     |   |  | +ABS, M/T         | 17-0789      | 50       | 26 |    | 25 | 86   | 80,8 |      | 78,5 | 54,5 | 623  | s8  |     |   |









































| <b>Civic IV (EG) '91-'95</b>                  |   |   | L/R |   |   | NOTE        | METELLI ref.    | ABS             | A  | B  | C    | D    | E    | F    | H    | I    | L    | M   | Fig |   |  |
|---|---|--|-----|--|---|-------------|-----------------|-----------------|----|----|------|------|------|------|------|------|------|-----|-----|---|--|
| 1.6 16v Vtec (EG5), 4WD (92 kW) Eng. D16Z6/ 7 |    | 91-95  |     | •  |   | M/T+A/T     | <b>13-0185</b>  |                 |    |    | 23   | 81   | 96   |      |      |      |      |     |     |   |  |
|   |   | 93-95  |     | •  |   | +/-ABS, Usa | <b>13-0049</b>  |                 |    |    | 23   | 81   | 96   |      |      |      |      |     |     |   |  |
|   |    | 91-95  |     | •  |   |             | M/T+A/T         | <b>15-1251</b>  |    | 26 | 30   | 55   | 80   | 51   |      |      |      |     | 4   | 1 |  |
|   |   | 93-95  |     | •  |   |             | +ABS, Usa       | <b>15-1053A</b> | 50 | 26 | 32   | 55   | 86,6 | 51   |      |      |      |     | 3   | 1 |  |
|   |   | 93-95  |     | •  |   |             | -ABS, Usa       | <b>15-1053</b>  |    | 26 | 32   | 55   | 86,6 | 51   |      |      |      |     | 3   | 1 |  |
|   |    | 91-95  | L   |  |   |             | +ABS, M/T       | <b>17-0788</b>  | 50 | 26 |      | 25   | 86   | 80,8 |      | 78,5 | 61,4 | 905 | s8  |   |  |
| 91-95   |   | R  |     |  |   | +ABS, M/T   | <b>17-0789</b>  | 50              | 26 |    | 25   | 86   | 80,8 |      | 78,5 | 54,5 | 623  | s8  |     |   |  |
| 1.6 VTi (EG6, 9) (118 kW) Eng. B16A2          |    | 91-95  |     | •  |   | +/-ABS      | <b>13-0049</b>  |                 |    |    | 23   | 81   | 96   |      |      |      |      |     |     |   |  |
|   |    | 91-95  |     | •  |   | +ABS        | <b>15-1053A</b> | 50              | 26 | 32 | 55   | 86,6 | 51   |      |      |      |      | 3   | 1   |   |  |
|   |   | 91-95  |     | •  |   |             | -ABS            | <b>15-1053</b>  |    | 26 | 32   | 55   | 86,6 | 51   |      |      |      |     | 3   | 1 |  |
| <b>Civic IV Coupe (EJ) '94-'96</b>            |   |   | L/R |   |   | NOTE        | METELLI ref.    | ABS             | A  | B  | C    | D    | E    | F    | H    | I    | L    | M   | Fig |   |  |
| 1.5 i LSi (EJ2) (74 kW) Eng. D15B7            |    | 94-  |     | •  |   |             | <b>13-0188</b>  |                 |    |    | 23   | 81   | 96   |      |      |      |      |     |     |   |  |
|   |    | 94-  |     | •  |   |             | <b>15-1255</b>  |                 | 26 | 30 | 55   | 89,5 | 51   |      |      |      |      | 1   | 1   |   |  |
|   |    | 94-95  | L   |  |   |             | +ABS, M/T       | <b>17-0788</b>  | 50 | 26 |      | 25   | 86   | 80,8 |      | 78,5 | 61,4 | 905 | s8  |   |  |
|   |   | 94-95  | R   |  |   |             | +ABS, M/T       | <b>17-0789</b>  | 50 | 26 |      | 25   | 86   | 80,8 |      | 78,5 | 54,5 | 623 | s8  |   |  |
| 1.6 i Vtec (118 kW) Eng. B16A2                |    | 94-  |     | •  |   |             | <b>13-0188</b>  |                 |    |    | 23   | 81   | 96   |      |      |      |      |     |     |   |  |
|   |    | 94-  |     | •  |   |             | <b>15-1255</b>  |                 | 26 | 30 | 55   | 89,5 | 51   |      |      |      |      | 1   | 1   |   |  |
| 1.6 i Vtec (EJ1) (92 kW) Eng. D16Z9/ D16Y6    |    | 94-96  | L   |  |   | +ABS, M/T   | <b>17-0788</b>  | 50              | 26 |    | 25   | 86   | 80,8 |      | 78,5 | 61,4 | 905  | s8  |     |   |  |
|   |   | 94-96  | R   |  |   |             | +ABS, M/T       | <b>17-0789</b>  | 50 | 26 |      | 25   | 86   | 80,8 |      | 78,5 | 54,5 | 623 | s8  |   |  |
| <b>Civic IV Coupe (MA, MB) '94-'97</b>        |   |  | L/R |  |  | NOTE        | METELLI ref.    | ABS             | A  | B  | C    | D    | E    | F    | H    | I    | L    | M   | Fig |   |  |
| 1.4 i (MA8) (55 kW) Eng. D14A5                |  | 94-97  |     | •  |   | +ABS        | <b>13-0459</b>  |                 |    |    | 21   | 85   | 103  |      |      |      |      |     |     |   |  |
|   |  | 94-97  |     | •  |   | +ABS        | <b>15-1686</b>  | 50              | 26 | 32 | 54,9 | 86   | 52,9 |      |      |      |      | 3   | 2   |   |  |
| 1.4 i (MA8) (66 kW) Eng. D14A2                |  | 94-97  |     | •  |   | +ABS        | <b>13-0459</b>  |                 |    |    | 21   | 85   | 103  |      |      |      |      |     |     |   |  |
|   |  | 94-97  |     | •  |   | +ABS        | <b>15-1686</b>  | 50              | 26 | 32 | 54,9 | 86   | 52,9 |      |      |      |      | 3   | 2   |   |  |
| 1.5 i Vtec-E (MA9) (66 kW) Eng. D15Z3         |  | 94-97  |     | •  |   | +ABS        | <b>13-0459</b>  |                 |    |    | 21   | 85   | 103  |      |      |      |      |     |     |   |  |
|   |  | 94-97  |     | •  |   | +ABS        | <b>15-1686</b>  | 50              | 26 | 32 | 54,9 | 86   | 52,9 |      |      |      |      | 3   | 2   |   |  |
| 1.6 i (MB1) (83 kW) Eng. D16Y3                |  | 94-97  |     | •  |   | +ABS        | <b>13-0459</b>  |                 |    |    | 21   | 85   | 103  |      |      |      |      |     |     |   |  |
|   |  | 94-97  |     | •  |   | +ABS        | <b>15-1686</b>  | 50              | 26 | 32 | 54,9 | 86   | 52,9 |      |      |      |      | 3   | 2   |   |  |

| <b>Civic V (EJ9, EK1/3/4) '95-'01</b>     |   |    | L/R |    |    | NOTE             | METELLI ref. | ABS     | A  | B  | C    | D    | E    | F  | H | I  | L  | M   | Fig |  |  |
|---|---|---|-----|---|---|------------------|--------------|---------|----|----|------|------|------|----|---|----|----|-----|-----|--|--|
| 1.4 i (EJ9) (55 kW) Eng. D14A3/ 4         |    | 95-01   |     | ●   |   | +ABS             | 13-0220      |         |    |    | 23   | 77   | 91   |    |   |    |    |     |     |  |  |
|   |    | 95-01   |     | ●   |   | +ABS             | 15-1301      | 50      | 26 | 28 | 55   | 82,3 | 52   |    |   |    |    | 3   | 1   |  |  |
| 1.4 i S (EJ9) (66 kW) Eng. D14A2          |    | 95-01   |     | ●   |   | +ABS             | 13-0220      |         |    |    | 23   | 77   | 91   |    |   |    |    |     |     |  |  |
|   |    | 95-01   |     | ●   |   | +ABS             | 15-1301      | 50      | 26 | 28 | 55   | 82,3 | 52   |    |   |    |    | 3   | 1   |  |  |
|   |    | 95-01   | L   |   |   |                  | +ABS         | 17-0784 | 50 | 26 |      | 25   | 82,5 | 75 |   | 79 | 61 | 905 |     |  |  |
|   |   | 95-01   | R   |   |   |                  | +ABS         | 17-0785 | 50 | 26 |      | 25   | 82,5 | 75 |   | 79 | 54 | 621 |     |  |  |
| 1.5 i (EK3) (84 kW) Eng. D15Z6            |    | 95-01   |     | ●   |   | +ABS             | 13-0220      |         |    |    | 23   | 77   | 91   |    |   |    |    |     |     |  |  |
|   |    | 95-01   |     | ●   |   | +ABS             | 15-1301      | 50      | 26 | 28 | 55   | 82,3 | 52   |    |   |    |    | 3   | 1   |  |  |
|   |    | 95-01   | L   |   |   |                  | +ABS         | 17-0784 | 50 | 26 |      | 25   | 82,5 | 75 |   | 79 | 61 | 905 |     |  |  |
|   |   | 95-01   | R   |   |   |                  | +ABS         | 17-0785 | 50 | 26 |      | 25   | 82,5 | 75 |   | 79 | 54 | 621 |     |  |  |
| 1.6 i (EK1) (84-92 kW) Eng. D16Y5/ Y6/ Y8 |    | 95-01   |     | ●   |   | +ABS, Eng. D16Y8 | 13-0220      |         |    |    | 23   | 77   | 91   |    |   |    |    |     |     |  |  |
|   |    | 95-01   |     | ●   |   | +ABS, Eng. D16Y8 | 15-1301      | 50      | 26 | 28 | 55   | 82,3 | 52   |    |   |    |    | 3   | 1   |  |  |
|   |    | 95-01   | L   |   |   |                  | +ABS         | 17-0784 | 50 | 26 |      | 25   | 82,5 | 75 |   | 79 | 61 | 905 |     |  |  |
|   |   | 95-01   | R   |   |   |                  | +ABS         | 17-0785 | 50 | 26 |      | 25   | 82,5 | 75 |   | 79 | 54 | 621 |     |  |  |
| 1.6 VTi (EK4) (118 kW) Eng. B16A2         |    | 11/95-12/96   |     | ●   |   | -ABS, M/T+A/T    | 13-0188      |         |    |    | 23   | 81   | 96   |    |   |    |    |     |     |  |  |
|   |    | 11/95-12/96   |     | ●   |   | -ABS, M/T+A/T    | 15-1255      |         | 26 | 30 | 55   | 89,5 | 51   |    |   |    |    | 1   | 1   |  |  |
| <b>Civic V Aerodeck (MC) '98-'01</b>      |   |    | L/R |    |    | NOTE             | METELLI ref. | ABS     | A  | B  | C    | D    | E    | F  | H | I  | L  | M   | Fig |  |  |
| 2.0 TDi (MC3) (74-77 kW) Eng. 20T2N       |    | 98-01   |     | ●   |   | +ABS             | 13-0274      |         |    |    | 21   | 85   | 103  |    |   |    |    |     |     |  |  |
|   |    | 98-01   |     | ●   |   | +ABS             | 15-1399      | 43      | 26 | 32 | 54,6 | 91,9 | 51   |    |   |    |    | 1   | 2   |  |  |
| <b>Civic V Fastback (MA, MB) '97-'01</b>  |   |  | L/R |  |  | NOTE             | METELLI ref. | ABS     | A  | B  | C    | D    | E    | F  | H | I  | L  | M   | Fig |  |  |
| 1.4 16v (MB2) (55 kW) Eng. D14A7          |  | 97-01   |     | ●   |   | +ABS             | 13-0220      |         |    |    | 23   | 77   | 91   |    |   |    |    |     |     |  |  |
|   |  | 97-01   |     | ●   |   | +ABS             | 15-1301      | 50      | 26 | 28 | 55   | 82,3 | 52   |    |   |    |    | 3   | 1   |  |  |
| 2.0 TDi (MB7) (63 kW) Eng. 20T2R          |  | 97-01   |     | ●   |   | +ABS             | 13-0274      |         |    |    | 21   | 85   | 103  |    |   |    |    |     |     |  |  |
|   |  | 97-01   |     | ●   |   | +ABS             | 15-1399      | 43      | 26 | 32 | 54,6 | 91,9 | 51   |    |   |    |    | 1   | 2   |  |  |
| <b>Civic VI '01-'05</b>                   |   |  | L/R |  |  | NOTE             | METELLI ref. | ABS     | A  | B  | C    | D    | E    | F  | H | I  | L  | M   | Fig |  |  |
| 1.4 (66 kW) Eng. D14Z5                    |  | 01-05   |     | ●   |   | +ABS             | 13-0290      |         |    |    | 20   | 78   | 103  |    |   |    |    |     |     |  |  |
|   |  | 01-05   |     | ●   |   | +ABS             | 15-1425      | 50      | 26 | 28 | 60   | 83,1 | 52   |    |   |    |    | 3   | 1   |  |  |
| 1.6 (81 kW) Eng. D16V1                    |  | 01-05   |     | ●   |   | +ABS             | 13-0290      |         |    |    | 20   | 78   | 103  |    |   |    |    |     |     |  |  |
|   |  | 01-05   |     | ●   |   | +ABS             | 15-1425      | 50      | 26 | 28 | 60   | 83,1 | 52   |    |   |    |    | 3   | 1   |  |  |




































| <b>Civic VI Coupe (EM) '01-'05</b>         |   |    | L/R |    |    | NOTE      | METELLI ref. | ABS | A  | B  | C    | D    | E    | F  | H  | I    | L   | M   | Fig |   |
|--|---|---|-----|---|--|-----------|--------------|-----|----|----|------|------|------|----|----|------|-----|-----|-----|---|
| 1.6 i (81 kW) Eng. D16V1                   |    | 01-05   |     | •   |  | +ABS      | 13-0290      |     |    |    | 20   | 78   | 103  |    |    |      |     |     |     |   |
|  |    | 01-05   |     | •   |  | +ABS      | 15-1425      | 50  | 26 | 28 | 60   | 83,1 | 52   |    |    |      |     |     | 3   | 1 |
| <b>Civic VI Hatchback (EU, EP) '01-'05</b> |   |    | L/R |    |    | NOTE      | METELLI ref. | ABS | A  | B  | C    | D    | E    | F  | H  | I    | L   | M   | Fig |   |
| 1.4 iS (66 kW) Eng. D14Z6                  |    | 2/01-   |     | •   |  | +ABS      | 13-0291      |     |    |    | 20   | 78   | 103  |    |    |      |     |     |     |   |
|  |    | 2/01-   |     | •   |  | +ABS      | 15-1426      | 50  | 26 | 22 | 60   | 79,9 | 52   |    |    |      |     |     | 3   | 1 |
| 1.6 i (81 kW) Eng. D16V1                   |    | 2/01-   |     | •   |  | +ABS      | 13-0290      |     |    |    | 20   | 78   | 103  |    |    |      |     |     |     |   |
|  |    | 2/01-   |     | •   |  | +ABS      | 15-1425      | 50  | 26 | 28 | 60   | 83,1 | 52   |    |    |      |     |     | 3   | 1 |
| 1.7 CTDi (74 kW) Eng. 4EE-2                |    | 02-   |     | •   |  | +ABS      | 13-0292      |     |    |    | 21   | 85   | 103  |    |    |      |     |     |     |   |
|  |    | 02-   |     | •   |  | +ABS      | 15-1427      | 50  | 26 | 32 | 60   | 89,1 | 52   |    |    |      |     |     | 1   | 2 |
| 2.0i Sport (118 kW) Eng. K20A3             |    | 04-05   |     | •   |  | +ABS      | 13-0291      |     |    |    | 20   | 78   | 103  |    |    |      |     |     |     |   |
|  |    | 04-05   |     | •   |  | +ABS      | 15-1426      | 50  | 26 | 22 | 60   | 79,9 | 52   |    |    |      |     |     | 3   | 1 |
| <b>Civic VII H-Back (FD) '06-'12</b>       |   |    | L/R |    |    | NOTE      | METELLI ref. | ABS | A  | B  | C    | D    | E    | F  | H  | I    | L   | M   | Fig |   |
| 1.4 (61 kW) Eng. L13A7                     |    | 06-   |     | •   |  |           | 13-0455      |     |    |    | 22   | 82   | 126  |    |    |      |     |     |     |   |
|  |    | 06-   |     | •   |  |           | 15-1681      |     | 26 | 30 | 58   | 85   | 53,5 |    |    |      |     |     | 1   | 1 |
| 1.4 (73 kW) Eng. L13Z2                     |    | 08-   |     | •   |  |           | 13-0455      |     |    |    | 22   | 82   | 126  |    |    |      |     |     |     |   |
|  |    | 08-   |     | •   |  |           | 15-1681      |     | 26 | 30 | 58   | 85   | 53,5 |    |    |      |     |     | 1   | 1 |
| 1.8 (103 kW) Eng. R18A2                    |    | 06-   |     | •   |  |           | 13-0455      |     |    |    | 22   | 82   | 126  |    |    |      |     |     |     |   |
|  |   | 06-   |     | •   |  |           | 15-1681      |     | 26 | 30 | 58   | 85   | 53,5 |    |    |      |     |     | 1   | 1 |
| 2.0 (110 kW) Eng. K20Z4                    |  | 06-   |     | •   |  |           | 13-0452      |     |    |    | 24,8 | 91   | 123  |    |    |      |     |     |     |   |
|  |  | 06-   |     | •   |  |           | 15-1678      |     | 28 | 32 | 62,9 | 93,7 | 61,3 |    |    |      |     |     | 1   | 1 |
| 2.0 i-VTEC Type R (148 kW) Eng. K20Z4      |  | 07-   |     | •   |  |           | 13-0452      |     |    |    | 24,8 | 91   | 123  |    |    |      |     |     |     |   |
|  |  | 07-   |     | •   |  |           | 15-1678      |     | 28 | 32 | 62,9 | 93,7 | 61,3 |    |    |      |     |     | 1   | 1 |
| <b>Civic VIII '12-</b>                     |   |  | L/R |  |  | NOTE      | METELLI ref. | ABS | A  | B  | C    | D    | E    | F  | H  | I    | L   | M   | Fig |   |
| 1.4 i-VTEC (73 kW) Eng. L13Z4              |  | 12-   |     | •   |  |           | 13-0455      |     |    |    | 22   | 82   | 126  |    |    |      |     |     |     |   |
|  |  | 12-   |     | •   |  |           | 15-1681      |     | 26 | 30 | 58   | 85   | 53,5 |    |    |      |     |     | 1   | 1 |
| <b>Concerto (HW) '89-'95</b>               |   |  | L/R |  |  | NOTE      | METELLI ref. | ABS | A  | B  | C    | D    | E    | F  | H  | I    | L   | M   | Fig |   |
| 1.4 (66 kW) Eng. D14A1/ D14A8              |  | 89-91   | L   |   |  | -ABS, M/T | 17-0338      |     | 26 |    | 27   | 84   | 84,5 | 38 | 78 | 54,5 | 607 | s16 |     |   |
|  |   | 89-91   | R   |   |  | -ABS, M/T | 17-0363      |     | 26 |    | 27   | 84   | 84,5 | 38 | 78 | 54,5 | 607 | s16 |     |   |




















































| <b>Crx I (AF, AS) '83-'87</b>            |   |    | L/R |    |    | NOTE               | METELLI ref. | ABS     | A  | B  | C  | D    | E    | F    | H  | I    | L    | M   | Fig |   |
|--|---|---|-----|---|--|--------------------|--------------|---------|----|----|----|------|------|------|----|------|------|-----|-----|---|
| 1.5i (AF) (66-74 kW) Eng. EW3            |    | 83-86   |     | •   |  | M/T+A/T            | 13-0042      |         |    |    | 21 | 73   | 91   |      |    |      |      |     |     |   |
|  |    | 83-86   |     | •   |  | M/T+A/T            | 15-1044      |         | 23 | 30 | 49 | 82,5 | 54   |      |    |      |      | 1   | 1   |   |
| 1.6 i 16v (AS) (92 kW) Eng. ZC1          |    | 3/86-10/87  |     | •   |  | M/T+A/T            | 13-0043      |         |    |    | 23 | 81   | 96   |      |    |      |      |     |     |   |
|  |    | 3/86-10/87  |     | •   |  | M/T+A/T            | 15-1045      |         | 26 | 32 | 49 | 86,6 | 51   |      |    |      |      | 3   | 1   |   |
| <b>Crx II (ED, EE) '87-'92</b>           |   |    | L/R |    |    | NOTE               | METELLI ref. | ABS     | A  | B  | C  | D    | E    | F    | H  | I    | L    | M   | Fig |   |
| 1.3 USA (52 kW)                          |    | 87-91   |     | •   |  | Usa                | 13-0076      |         |    |    | 21 | 73   | 91   |      |    |      |      |     |     |   |
|  |    | 87-91   |     | •   |  | Usa                | 15-1086      |         | 23 | 27 | 49 | 82,5 | 51   |      |    |      |      | 1   | 1   |   |
| 1.5 (EF6) (66 kW) Eng. D15B              |    | 87-92   |     | •   |  | M/T+A/T, Incl. Usa | 13-0042      |         |    |    | 21 | 73   | 91   |      |    |      |      |     |     |   |
|  |   | 88-91   |     | •   |  | Usa                | 13-0076      |         |    |    | 21 | 73   | 91   |      |    |      |      |     |     |   |
|  |    | 87-92   |     | •   |  | M/T+A/T, Incl. Usa | 15-1054      |         | 26 | 30 | 49 | 82   | 53   |      |    |      |      |     | 3   | 1 |
|  |   | 88-91   |     | •   |  | Usa                | 15-1086      |         | 23 | 27 | 49 | 82,5 | 51   |      |    |      |      |     | 1   | 1 |
| 1.6 i 16v (79 kW) Eng. D16A6             |    | 87-88   | L   |   |  | -ABS, M/T          | 17-0338      |         | 26 |    | 27 | 84   | 84,5 | 38   | 78 | 54,5 | 607  | s16 |     |   |
|  |   | 87-88   | R   |   |  | -ABS, M/T          | 17-0363      |         | 26 |    | 27 | 84   | 84,5 | 38   | 78 | 54,5 | 607  | s16 |     |   |
| 1.6 i 16v (ED9) (91 kW) Eng. D16Z5       |    | 87-92   |     | •   |  | M/T+A/T            | 13-0087      |         |    |    | 23 | 81   | 96   |      |    |      |      |     |     |   |
|  |    | 87-92   |     | •   |  | M/T+A/T            | 15-1101      |         | 26 | 32 | 49 | 87   | 52   |      |    |      |      | 1   | 1   |   |
| 1.6 i 16v (ED9) (96 kW) Eng. D16A9       |    | 11/87-89  |     | •   |  | Australia          | 13-0087      |         |    |    | 23 | 81   | 96   |      |    |      |      |     |     |   |
|  |   | 88-89   |     | •   |  | Usa                | 13-0042      |         |    |    | 21 | 73   | 91   |      |    |      |      |     |     |   |
|  |    | 11/87-89  |     | •   |  | Australia          | 15-1101      |         | 26 | 32 | 49 | 87   | 52   |      |    |      |      |     | 1   | 1 |
|  |   | 88-89   |     | •   |  | Usa                | 15-1054      |         | 26 | 30 | 49 | 82   | 53   |      |    |      |      |     | 3   | 1 |
|  |    | 88-89   | L   |   | •  |                    | -ABS, M/T    | 17-0338 |    | 26 |    | 27   | 84   | 84,5 | 38 | 78   | 54,5 | 607 | s16 |   |
|  |   | 88-89   | R   |   | •  |                    | -ABS, M/T    | 17-0363 |    | 26 |    | 27   | 84   | 84,5 | 38 | 78   | 54,5 | 607 | s16 |   |
| 1.6 i 16v Vtec (EE8) (110 kW) Eng. B16A1 |  | 89-91   |     | •   |  | Usa                | 13-0042      |         |    |    | 21 | 73   | 91   |      |    |      |      |     |     |   |
|  |   | 89-92   |     | •   |  | Australia          | 13-0087      |         |    |    | 23 | 81   | 96   |      |    |      |      |     |     |   |
|  |  | 89-91   |     | •   |  | Usa                | 15-1054      |         | 26 | 30 | 49 | 82   | 53   |      |    |      |      |     | 3   | 1 |
|  |   | 89-92   |     | •   |  | Australia          | 15-1101      |         | 26 | 32 | 49 | 87   | 52   |      |    |      |      |     | 1   | 1 |
| <b>Crx III (EH, EG) '92-'98</b>          |   |  | L/R |  |  | NOTE               | METELLI ref. | ABS     | A  | B  | C  | D    | E    | F    | H  | I    | L    | M   | Fig |   |
| 1.5 (EG1) (66 kW) Eng. D15B              |  | 92-95   |     | •   |  | K600 LS1           | 13-0236      |         |    |    | 22 | 78   | 94   |      |    |      |      |     |     |   |
|  |   | 92-95   |     | •   |  | M/T+A/T            | 13-0188      |         |    |    | 23 | 81   | 96   |      |    |      |      |     |     |   |
|  |  | 92-95   |     | •   |  | K600 LS1           | 15-1337      |         | 26 | 30 | 55 | 82   | 53   |      |    |      |      |     | 3   | 2 |
|  |   | 92-95   |     | •   |  | M/T+A/T            | 15-1255      |         | 26 | 30 | 55 | 89,5 | 51   |      |    |      |      |     | 1   | 1 |

| <b>Domani '92-'97</b>              |   |    | L/R |    |    | NOTE        | METELLI ref. | ABS | A  | B  | C    | D    | E    | F | H | I | L | M | Fig |
|------------------------------------|---|---|-----|---|--|-------------|--------------|-----|----|----|------|------|------|---|---|---|---|---|-----|
| 1.6 (MA4) (88-96 kW) Eng. ZC       |    | 92-97   |     | •   |  | M/T+A/T     | 13-0188      |     |    |    | 23   | 81   | 96   |   |   |   |   |   |     |
|                                    |    | 92-97   |     | •   |  | M/T+A/T     | 15-1255      |     | 26 | 30 | 55   | 89,5 | 51   |   |   |   |   | 1 | 1   |
| 1.6 4WD (MA6) (88 kW) Eng. ZC      |    | 92-97   |     | •   |  | +/-ABS, FWD | 13-0049      |     |    |    | 23   | 81   | 96   |   |   |   |   |   |     |
|                                    |    | 92-97   |     | •   |  | +ABS, FWD   | 15-1053A     | 50  | 26 | 32 | 55   | 86,6 | 51   |   |   |   |   | 3 | 1   |
|                                    |    | 92-97   |     | •   |  | -ABS, FWD   | 15-1053      |     | 26 | 32 | 55   | 86,6 | 51   |   |   |   |   | 3 | 1   |
| 1.8 (MA5) (103 kW) Eng. B18B       |    | 92-97   |     | •   |  | +/-ABS      | 13-0049      |     |    |    | 23   | 81   | 96   |   |   |   |   |   |     |
|                                    |    | 92-97   |     | •   |  | +ABS        | 15-1053A     | 50  | 26 | 32 | 55   | 86,6 | 51   |   |   |   |   | 3 | 1   |
|                                    |    | 92-97   |     | •   |  | -ABS        | 15-1053      |     | 26 | 32 | 55   | 86,6 | 51   |   |   |   |   | 3 | 1   |
| <b>FR-V (BE) '05-</b>              |   |    | L/R |    |    | NOTE        | METELLI ref. | ABS | A  | B  | C    | D    | E    | F | H | I | L | M | Fig |
| 1.7 16v (92 kW) Eng. D17A2         |    | 05-   |     | •   |  |             | 13-0453      |     |    |    | 24,8 | 91   | 123  |   |   |   |   |   |     |
|                                    |    | 05-   |     | •   |  |             | 15-1679      |     | 28 | 32 | 62,9 | 93,7 | 61,2 |   |   |   |   | 1 | 1   |
| 1.8 16v (103 kW) Eng. R18A1        |    | 07-   |     | •   |  |             | 13-0453      |     |    |    | 24,8 | 91   | 123  |   |   |   |   |   |     |
|                                    |    | 07-   |     | •   |  |             | 15-1679      |     | 28 | 32 | 62,9 | 93,7 | 61,2 |   |   |   |   | 1 | 1   |
| 2.0 (110 kW) Eng. K20A9            |    | 05-   |     | •   |  |             | 13-0453      |     |    |    | 24,8 | 91   | 123  |   |   |   |   |   |     |
|                                    |    | 05-   |     | •   |  |             | 15-1679      |     | 28 | 32 | 62,9 | 93,7 | 61,2 |   |   |   |   | 1 | 1   |
| <b>HR-V (GH) '99-</b>              |   |    | L/R |    |    | NOTE        | METELLI ref. | ABS | A  | B  | C    | D    | E    | F | H | I | L | M | Fig |
| 1.6 16v 4WD (91 kW) Eng. D16W5     |    | 99-   |     | •   |  | +/-ABS      | 13-0464      |     |    |    | 22   | 82   | 126  |   |   |   |   |   |     |
|                                    |    | 99-   |     | •   |  | +ABS        | 15-1699      | 50  | 26 | 30 | 60   | 85   | 53,5 |   |   |   |   | 1 | 1   |
|                                    |   | 99-   |     | •   |  | -ABS        | 15-1691      |     | 26 | 30 | 60   | 85   | 53,5 |   |   |   |   | 1 | 1   |
| 1.6 16v, 4WD (77 kW) Eng. D16W1    |  | 99-   |     | •   |  | +/-ABS      | 13-0464      |     |    |    | 22   | 82   | 126  |   |   |   |   |   |     |
|                                    |  | 99-   |     | •   |  | +ABS        | 15-1699      | 50  | 26 | 30 | 60   | 85   | 53,5 |   |   |   |   | 1 | 1   |
|                                    |  | 99-   |     | •   |  | -ABS        | 15-1691      |     | 26 | 30 | 60   | 85   | 53,5 |   |   |   |   | 1 | 1   |
| <b>Inspire '92-'95</b>             |   |  | L/R |  |  | NOTE        | METELLI ref. | ABS | A  | B  | C    | D    | E    | F | H | I | L | M | Fig |
| 2.0 (CC3) (121 kW) Eng. G20A       |  | 1/92-2/95   |     | •   |  | +/-ABS, A/T | 13-0108      |     |    |    | 24   | 90   | 94,5 |   |   |   |   |   |     |
|                                    |  | 1/92-2/95   |     | •   |  | +ABS, A/T   | 15-1131A     | 50  | 28 | 32 | 60   | 97   | 59,7 |   |   |   |   | 1 | 1   |
|                                    |  | 1/92-2/95   |     | •   |  | -ABS, A/T   | 15-1131      |     | 28 | 32 | 60   | 97   | 59,7 |   |   |   |   | 1 | 1   |
| <b>Integra I (DA1,2,4) '85-'89</b> |   |  | L/R |  |  | NOTE        | METELLI ref. | ABS | A  | B  | C    | D    | E    | F | H | I | L | M | Fig |
| 1.5 (DA2) (56 kW) Eng. EW          |  | 86-   |     | •   |  |             | 13-0087      |     |    |    | 23   | 81   | 96   |   |   |   |   |   |     |
|                                    |  | 86-   |     | •   |  |             | 15-1113      |     | 26 | 32 | 49   | 87   | 52   |   |   |   |   | 4 | 1   |
























| <b>Integra I (DA1,2,4) '85-'89</b> |   |    | L/R |    |    | NOTE          | METELLI ref. | ABS | A  | B  | C    | D    | E    | F | H | I | L | M | Fig |  |
|------------------------------------|---|---|-----|---|--|---------------|--------------|-----|----|----|------|------|------|---|---|---|---|---|-----|--|
| 1.5 (DA4) (63 kW) Eng. D15A1       |    | 87-   |     | •   |  |               | 13-0087      |     |    |    | 23   | 81   | 96   |   |   |   |   |   |     |  |
|                                    |    | 87-   |     | •   |  |               | 15-1101      |     | 26 | 32 | 49   | 87   | 52   |   |   |   |   | 1 | 1   |  |
| 1.6 (DA1, AV) (85-88 kW) Eng. ZC   |    | 86-   |     | •   |  | Mod. DA1, AV  | 13-0087      |     |    |    | 23   | 81   | 96   |   |   |   |   |   |     |  |
|                                    |    | 86-   |     | •   |  | Mod. DA1, AV  | 15-1113      |     | 26 | 32 | 49   | 87   | 52   |   |   |   |   | 4 | 1   |  |
| <b>Integra II (DA5,6) '89-'93</b>  |   |    | L/R |    |    | NOTE          | METELLI ref. | ABS | A  | B  | C    | D    | E    | F | H | I | L | M | Fig |  |
| 1.6 (DA5) (105 kW) Eng. ZC         |    | 89-   |     | •   |  |               | 13-0087      |     |    |    | 23   | 81   | 96   |   |   |   |   |   |     |  |
|                                    |    | 89-   |     | •   |  |               | 15-1101      |     | 26 | 32 | 49   | 87   | 52   |   |   |   |   | 1 | 1   |  |
| 1.6 Vtec (DA6) (118 kW) Eng. B16A2 |    | 89-93   |     | •   |  | +/-ABS        | 13-0049      |     |    |    | 23   | 81   | 96   |   |   |   |   |   |     |  |
|                                    |    | 89-93   |     | •   |  | +ABS          | 15-1053A     | 50  | 26 | 32 | 55   | 86,6 | 51   |   |   |   |   | 3 | 1   |  |
|                                    |   | 89-93   |     | •   |  | -ABS          | 15-1053      |     | 26 | 32 | 55   | 86,6 | 51   |   |   |   |   | 3 | 1   |  |
| <b>Jazz II (GA) '87-'02</b>        |   |    | L/R |    |    | NOTE          | METELLI ref. | ABS | A  | B  | C    | D    | E    | F | H | I | L | M | Fig |  |
| 1.2 (GA1) (56 kW) Eng. D12A        |    | 1/87-02   |     | •   |  |               | 13-0042      |     |    |    | 21   | 73   | 91   |   |   |   |   |   |     |  |
|                                    |    | 1/87-02   |     | •   |  |               | 15-1044      |     | 23 | 30 | 49   | 82,5 | 54   |   |   |   |   | 1 | 1   |  |
| 1.3 (GA2) (60 kW) Eng. D13C        |    | 1/87-02   |     | •   |  |               | 13-0042      |     |    |    | 21   | 73   | 91   |   |   |   |   |   |     |  |
|                                    |    | 1/87-02   |     | •   |  |               | 15-1044      |     | 23 | 30 | 49   | 82,5 | 54   |   |   |   |   | 1 | 1   |  |
| <b>Jazz III (GD)/ Fit '02-'08</b>  |   |    | L/R |    |    | NOTE          | METELLI ref. | ABS | A  | B  | C    | D    | E    | F | H | I | L | M | Fig |  |
| 1.2 DSi (57 kW) Eng. L12A1         |    | 3/02-   |     | •   |  |               | 13-0289      |     |    |    | 20   | 78   | 103  |   |   |   |   |   |     |  |
|                                    |   | 3/02-   |     | •   |  |               | 15-1424      |     | 26 | 28 | 52   | 84   | 52   |   |   |   |   | 1 | 1   |  |
| 1.4 DSi (61-63 kW) Eng. L13A1      |  | 3/02-   |     | •   |  |               | 13-0289      |     |    |    | 20   | 78   | 103  |   |   |   |   |   |     |  |
|                                    |  | 3/02-   |     | •   |  |               | 15-1424      |     | 26 | 28 | 52   | 84   | 52   |   |   |   |   | 1 | 1   |  |
| <b>Jazz IV (GE)/ Fit '08-'10</b>   |   |  | L/R |  |  | NOTE          | METELLI ref. | ABS | A  | B  | C    | D    | E    | F | H | I | L | M | Fig |  |
| 1.2 i-VTEC (66 kW) Eng. L12B2      |  | 08-   |     | •   |  | Made in Japan | 13-0456      |     |    |    | 22   | 82   | 126  |   |   |   |   |   |     |  |
|                                    |  | 08-   |     | •   |  | Made in Japan | 15-1682      |     | 26 | 28 | 51,9 | 83   | 53,9 |   |   |   |   | 1 | 1   |  |
| 1.3 i-VTEC (73 kW) Eng. L13Z2      |  | 08-   |     | •   |  | Made in Japan | 13-0456      |     |    |    | 22   | 82   | 126  |   |   |   |   |   |     |  |
|                                    |  | 08-   |     | •   |  | Made in Japan | 15-1682      |     | 26 | 28 | 51,9 | 83   | 53,9 |   |   |   |   | 1 | 1   |  |










| <b>Legend I (HS, KA) '86-'90</b>           |   |    | L/R |    |    | NOTE                    | METELLI ref.            | ABS     | A  | B  | C    | D    | E    | F    | H | I | L | M | Fig |   |
|--|---|---|-----|---|---|-------------------------|-------------------------|---------|----|----|------|------|------|------|---|---|---|---|-----|---|
| 2.0 (KA1) (107 kW) Eng. C20A               |    | 86-87   |     | •   |   | +/-ABS, M/T+A/T         | 13-0065                 |         |    |    | 24   | 90   | 94,5 |      |   |   |   |   |     |   |
|  |    | 86-87   |     | •   |   | +ABS, M/T+A/T, ABS:90mm | 15-1074A                | 50      | 28 | 34 | 60   | 95   | 57   |      |   |   |   | 1 | 1   |   |
|  |   | 86-87   |     | •   |   |                         | -ABS, M/T+A/T, ABS:88mm | 15-1073 |    | 28 | 34   | 60   | 95   | 57   |   |   |   |   | 2   | 1 |
|  |   | 86-87   |     | •   |   |                         | -ABS, M/T+A/T, ABS:90mm | 15-1074 |    | 28 | 34   | 60   | 95,6 | 57   |   |   |   |   | 1   | 1 |
| 2.5 i (HS) (127 kW) Eng. C25A2             |    | 87-88   |     | •   |   | +/-ABS, M/T+A/T         | 13-0065                 |         |    |    | 24   | 90   | 94,5 |      |   |   |   |   |     |   |
|  |    | 87-88   |     | •   |   | +ABS, M/T+A/T, ABS:90mm | 15-1074A                | 50      | 28 | 34 | 60   | 95   | 57   |      |   |   |   | 1 | 1   |   |
|  |   | 87-88   |     | •   |   |                         | -ABS, M/T+A/T, ABS:88mm | 15-1073 |    | 28 | 34   | 60   | 95   | 57   |   |   |   |   | 2   | 1 |
|  |   | 87-88   |     | •   |   |                         | -ABS, M/T+A/T, ABS:90mm | 15-1074 |    | 28 | 34   | 60   | 95,6 | 57   |   |   |   |   | 1   | 1 |
| 2.7 i 24v (KA4), Coupe (124 kW) Eng. C27A1 |    | 88-90   |     | •   |   | +/-ABS, M/T+A/T         | 13-0065                 |         |    |    | 24   | 90   | 94,5 |      |   |   |   |   |     |   |
|  |    | 88-90   |     | •   |   | +ABS, M/T+A/T, ABS:90mm | 15-1074A                | 50      | 28 | 34 | 60   | 95   | 57   |      |   |   |   | 1 | 1   |   |
|  |   | 88-90   |     | •   |   |                         | -ABS, M/T+A/T, ABS:88mm | 15-1073 |    | 28 | 34   | 60   | 95   | 57   |   |   |   |   | 2   | 1 |
|  |   | 88-90   |     | •   |   |                         | -ABS, M/T+A/T, ABS:90mm | 15-1074 |    | 28 | 34   | 60   | 95,6 | 57   |   |   |   |   | 1   | 1 |
| <b>Legend II (KA7) '91-'96</b>             |   |    | L/R |    |    | NOTE                    | METELLI ref.            | ABS     | A  | B  | C    | D    | E    | F    | H | I | L | M | Fig |   |
| 3.2 i 24v, Coupe (151 kW) Eng. C32A2       |    | 5/91-   |     | •   |   | +/-ABS, M/T+A/T         | 13-0065                 |         |    |    | 24   | 90   | 94,5 |      |   |   |   |   |     |   |
|  |    | 5/91-   |     | •   |   | +ABS, M/T+A/T, ABS:90mm | 15-1074A                | 50      | 28 | 34 | 60   | 95   | 57   |      |   |   |   | 1 | 1   |   |
|  |   | 5/91-   |     | •   |   |                         | -ABS, M/T+A/T, ABS:88mm | 15-1073 |    | 28 | 34   | 60   | 95   | 57   |   |   |   |   | 2   | 1 |
|  |   | 5/91-   |     | •   |   |                         | -ABS, M/T+A/T, ABS:90mm | 15-1074 |    | 28 | 34   | 60   | 95,6 | 57   |   |   |   |   | 1   | 1 |
| <b>Prelude I Coupe (SN) '78-'83</b>        |   |    | L/R |    |    | NOTE                    | METELLI ref.            | ABS     | A  | B  | C    | D    | E    | F    | H | I | L | M | Fig |   |
| 1.6 (59-66 kW) Eng. EL                     |    | 1/78-12/83  |     | •   |   |                         | 13-0013                 |         |    |    | 21   | 71,5 | 90   |      |   |   |   |   |     |   |
|  |  | 1/78-12/82  |     | •   |   | M/T                     | 15-1010                 |         | 23 | 22 | 45   | 79,4 | 54   |      |   |   |   | 4 | 1   |   |
|  |   | 1/83-12/83  |     | •   |   |                         |                         | 15-1099 |    | 24 | 22   | 45   | 79,4 | 54,7 |   |   |   |   | 4   | 1 |
| 1.8 (74-77-66 kW) Eng. EK                  |  | 78-82   |     | •   |   | Incl. Usa               | 13-0013                 |         |    |    | 21   | 71,5 | 90   |      |   |   |   |   |     |   |
|  |  | 78-80   |     | •   |   | Incl. Usa               | 15-1010                 |         | 23 | 22 | 45   | 79,4 | 54   |      |   |   |   | 4 | 1   |   |
|  |   | 81-82   |     | •   |   |                         | Incl. Usa               | 15-1099 |    | 24 | 22   | 45   | 79,4 | 54,7 |   |   |   |   | 4   | 1 |
| <b>Prelude II (AB) '83-'87</b>             |   |  | L/R |  |  | NOTE                    | METELLI ref.            | ABS     | A  | B  | C    | D    | E    | F    | H | I | L | M | Fig |   |
| 1.8 EX (74 kW) Eng. ET4                    |  | 85-87   |     | •   |   | M/T                     | 13-0062                 |         |    |    | 21   | 71,5 | 90   |      |   |   |   |   |     |   |
|  |  | 85-87   |     | •   |   | M/T                     | 15-1071                 |         | 24 | 30 | 47,2 | 81   | 49   |      |   |   |   | 4 | 1   |   |























| <b>Prelude II (AB) '83-'87</b>             |   |    | L/R       |  |  | NOTE            | METELLI ref.   | ABS             | A              | B  | C    | D    | E    | F    | H    | I    | L   | M   | Fig |   |
|--|---|---|-----------|---|---|-----------------|----------------|-----------------|----------------|----|------|------|------|------|------|------|-----|-----|-----|---|
| 1.8 EX (77 kW) Eng. ET2                    |    | 83-84   |           | •   |   | A/T             | <b>13-0087</b> |                 |                |    | 23   | 81   | 96   |      |      |      |     |     |     |   |
|  |   | 84-87   |           | •   |   | M/T             | <b>13-0062</b> |                 |                |    | 21   | 71,5 | 90   |      |      |      |     |     |     |   |
|  |    | 83-84   |           | •   |   |                 | A/T            | <b>15-1113</b>  | 26             | 32 | 49   | 87   | 52   |      |      |      |     |     | 4   | 1 |
|  |   | 84-87   |           | •   |   |                 | M/T            | <b>15-1071</b>  | 24             | 30 | 47,2 | 81   | 49   |      |      |      |     |     | 4   | 1 |
|  |    | 83-87   | L         |   |   |                 | -ABS, A/T      | <b>17-0338</b>  | 26             |    | 27   | 84   | 84,5 | 38   | 78   | 54,5 | 607 | s16 |     |   |
|  |   | 83-87   | R         |   |   |                 | -ABS, A/T      | <b>17-0363</b>  | 26             |    | 27   | 84   | 84,5 | 38   | 78   | 54,5 | 607 | s16 |     |   |
| 2.0, 16v (100-102 kW) Eng. B20A            |    | 85-87   |           | •   |   | Usa             | <b>13-0087</b> |                 |                |    | 23   | 81   | 96   |      |      |      |     |     |     |   |
|  |   | 85-87   |           | •   |   | +/-ABS, Usa     | <b>13-0108</b> |                 |                |    | 24   | 90   | 94,5 |      |      |      |     |     |     |   |
|  |    | 85-87   |           | •   |   |                 |                | <b>15-1101</b>  | 26             | 32 | 49   | 87   | 52   |      |      |      |     |     | 1   | 1 |
|  |   | 85-87   |           | •   |   |                 | Usa            | <b>15-1113</b>  | 26             | 32 | 49   | 87   | 52   |      |      |      |     |     | 4   | 1 |
|  |   | 85-87   |           | •   |   |                 | +ABS, Usa      | <b>15-1131A</b> | 50             | 28 | 32   | 60   | 97   | 59,7 |      |      |     |     | 1   | 1 |
|  |   | 85-87   |           | •   |   |                 | -ABS, Usa      | <b>15-1131</b>  |                | 28 | 32   | 60   | 97   | 59,7 |      |      |     |     | 1   | 1 |
| <b>Prelude III (BA) '86-'92</b>            |   |    | L/R       |  |  | NOTE            | METELLI ref.   | ABS             | A              | B  | C    | D    | E    | F    | H    | I    | L   | M   | Fig |   |
| 2.0 (BA4) (84 kW) Eng. B20A4               |    | 87-89   |           | •   |   | +/-ABS, M/T+A/T | <b>13-0049</b> |                 |                |    | 23   | 81   | 96   |      |      |      |     |     |     |   |
|  |   |    | 87-89     |   | •   |                 | +ABS, M/T+A/T  | <b>15-1053A</b> | 50             | 26 | 32   | 55   | 86,6 | 51   |      |      |     |     | 3   | 1 |
|  |   |   | 87-89     |   | •   |                 |                | -ABS, M/T+A/T   | <b>15-1053</b> |    | 26   | 32   | 55   | 86,6 | 51   |      |     |     |     | 3 |
| 2.0 EX (BA4) (80 kW) Eng. B20A3            |    | 87-89   |           | •   |   | +/-ABS, M/T+A/T | <b>13-0049</b> |                 |                |    | 23   | 81   | 96   |      |      |      |     |     |     |   |
|  |   |    | 87-89     |   | •   |                 | +ABS, M/T+A/T  | <b>15-1053A</b> | 50             | 26 | 32   | 55   | 86,6 | 51   |      |      |     |     | 3   | 1 |
|  |   |   | 87-89     |   | •   |                 |                | -ABS, M/T+A/T   | <b>15-1053</b> |    | 26   | 32   | 55   | 86,6 | 51   |      |     |     |     | 3 |
| 2.0 i EX 16v (110 kW) Eng. B20A7           |   | 87-89   |           | •   |   | +/-ABS, M/T+A/T | <b>13-0049</b> |                 |                |    | 23   | 81   | 96   |      |      |      |     |     |     |   |
|  |   |  | 87-89     |   | •   |                 | +ABS, M/T+A/T  | <b>15-1053A</b> | 50             | 26 | 32   | 55   | 86,6 | 51   |      |      |     |     | 3   | 1 |
|  |   |   | 87-89     |   | •   |                 |                | -ABS, M/T+A/T   | <b>15-1053</b> |    | 26   | 32   | 55   | 86,6 | 51   |      |     |     |     | 3 |
| 2.0 i EX 16v (BA2) (101 kW) Eng. B20A1     |  | 4/86-1/87   |           | •   |   |                 | <b>13-0087</b> |                 |                |    | 23   | 81   | 96   |      |      |      |     |     |     |   |
|  |   |  | 4/86-1/87 |   | •   |                 |                | <b>15-1101</b>  |                | 26 | 32   | 49   | 87   | 52   |      |      |     |     | 1   | 1 |
| 2.0 i EX 16v (BA4) (103 kW) Eng. B20A9     |  | 90-92   |           | •   |   | +/-ABS          | <b>13-0108</b> |                 |                |    | 24   | 90   | 94,5 |      |      |      |     |     |     |   |
|  |   |  | 90-92     |   | •   |                 | +ABS           | <b>15-1131A</b> | 50             | 28 | 32   | 60   | 97   | 59,7 |      |      |     |     | 1   | 1 |
|  |   |   | 90-92     |   | •   |                 |                | -ABS            | <b>15-1131</b> |    | 28   | 32   | 60   | 97   | 59,7 |      |     |     |     | 1 |
| 2.0 i EX 16v (BA4) Kat (101 kW) Eng. B20A5 |  | 87-12/91  |           | •   |   | +/-ABS          | <b>13-0108</b> |                 |                |    | 24   | 90   | 94,5 |      |      |      |     |     |     |   |
|  |   | 88-89   |           | •   |   | +/-ABS, Usa     | <b>13-0049</b> |                 |                |    | 23   | 81   | 96   |      |      |      |     |     |     |   |
|  |  | 87-12/91  |           | •   |   |                 | +ABS           | <b>15-1131A</b> | 50             | 28 | 32   | 60   | 97   | 59,7 |      |      |     |     | 1   | 1 |
|  |   | 87-12/91  |           | •   |   |                 | -ABS           | <b>15-1131</b>  |                | 28 | 32   | 60   | 97   | 59,7 |      |      |     |     | 1   | 1 |
|  |   | 88-89   |           | •   |   |                 | +ABS, Usa      | <b>15-1053A</b> | 50             | 26 | 32   | 55   | 86,6 | 51   |      |      |     |     | 3   | 1 |
|  |   | 88-89   |           | •   |   |                 | -ABS, Usa      | <b>15-1053</b>  |                | 26 | 32   | 55   | 86,6 | 51   |      |      |     |     | 3   | 1 |





































## HONDA


































| <b>Prelude IV (BB) '92-'96</b>                    |   |  | L/R |  |  | NOTE              | METELLI ref.    | ABS     | A  | B  | C  | D    | E    | F    | H | I | L | M | Fig |   |
|---|---|---|-----|---|--|-------------------|-----------------|---------|----|----|----|------|------|------|---|---|---|---|-----|---|
| 2.0 i 16v (BB3) (98 kW) Eng. F20A/ B2/ 3/ 4/ 5/ 6 |  | 92-93   |     | •   |  | +/-ABS, Usa, DOHC | 13-0108         |         |    |    | 24 | 90   | 94,5 |      |   |   |   |   |     |   |
|   |  | 92-93   |     | •   |  | +ABS, Usa, DOHC   | 15-1131A        | 50      | 28 | 32 | 60 | 97   | 59,7 |      |   |   |   | 1 | 1   |   |
|   |   | 92-93   |     | •   |  |                   | -ABS, Usa, DOHC | 15-1131 |    | 28 | 32 | 60   | 97   | 59,7 |   |   |   |   | 1   | 1 |
| 2.2 i 16v Vtec (BB1, 4) (136 kW) Eng. H22A2       |  | 93-96   |     | •   |  | +/-ABS, M/T+A/T   | 13-0108         |         |    |    | 24 | 90   | 94,5 |      |   |   |   |   |     |   |
|   |  | 93-96   |     | •   |  | +ABS, M/T+A/T     | 15-1131A        | 50      | 28 | 32 | 60 | 97   | 59,7 |      |   |   |   | 1 | 1   |   |
|   |   | 93-96   |     | •   |  |                   | -ABS, M/T+A/T   | 15-1131 |    | 28 | 32 | 60   | 97   | 59,7 |   |   |   |   | 1   | 1 |
| 2.3 i 16v (BB2) (118 kW) Eng. H23A2/ 3            |  | 92-96   |     | •   |  | +/-ABS, M/T+A/T   | 13-0108         |         |    |    | 24 | 90   | 94,5 |      |   |   |   |   |     |   |
|   |  | 92-96   |     | •   |  | +ABS, M/T+A/T     | 15-1131A        | 50      | 28 | 32 | 60 | 97   | 59,7 |      |   |   |   | 1 | 1   |   |
|   |   | 92-96   |     | •   |  |                   | -ABS, M/T+A/T   | 15-1131 |    | 28 | 32 | 60   | 97   | 59,7 |   |   |   |   | 1   | 1 |
| <b>Quintet (SU) '80-'84</b>                       |   |  | L/R |  |  | NOTE              | METELLI ref.    | ABS     | A  | B  | C  | D    | E    | F    | H | I | L | M | Fig |   |
| 1.6 EX (59-66 kW) Eng. EL/ EP                     |  | 2/80-12/84  |     | •   |  | M/T+A/T           | 13-0013         |         |    |    | 21 | 71,5 | 90   |      |   |   |   |   |     |   |
|   |  | 2/80-12/84  |     | •   |  | M/T+A/T           | 15-1010         |         | 23 | 22 | 45 | 79,4 | 54   |      |   |   |   | 4 | 1   |   |
| <b>Vigor '92-'95</b>                              |   |  | L/R |  |  | NOTE              | METELLI ref.    | ABS     | A  | B  | C  | D    | E    | F    | H | I | L | M | Fig |   |
| 2.0 (CC3) (118 kW) Eng. G20A                      |  | 1/92-2/95   |     | •   |  | +/-ABS, A/T       | 13-0108         |         |    |    | 24 | 90   | 94,5 |      |   |   |   |   |     |   |
|   |  | 1/92-2/95   |     | •   |  | +ABS, A/T         | 15-1131A        | 50      | 28 | 32 | 60 | 97   | 59,7 |      |   |   |   | 1 | 1   |   |
|   |   | 1/92-2/95   |     | •   |  |                   | -ABS, A/T       | 15-1131 |    | 28 | 32 | 60   | 97   | 59,7 |   |   |   |   | 1   | 1 |
| 2.5 (CC2) (140 kW) Eng. G25A2/ A3                 |  | 1/92-2/95   |     | •   |  | +/-ABS, A/T       | 13-0108         |         |    |    | 24 | 90   | 94,5 |      |   |   |   |   |     |   |
|   |  | 1/92-2/95   |     | •   |  | +ABS, A/T         | 15-1131A        | 50      | 28 | 32 | 60 | 97   | 59,7 |      |   |   |   | 1 | 1   |   |
|   |   | 1/92-2/95   |     | •   |  |                   | -ABS, A/T       | 15-1131 |    | 28 | 32 | 60   | 97   | 59,7 |   |   |   |   | 1   | 1 |

## HYUNDAI


































| <b>Accent I (X-3)/Pony III '94-'00</b> |   |  | L/R |  |  | NOTE      | METELLI ref. | ABS | A  | B  | C  | D  | E  | F | H | I | L | M | Fig |  |
|--|---|---|-----|---|--|-----------|--------------|-----|----|----|----|----|----|---|---|---|---|---|-----|--|
| 1.3 i, 12v (44-55-62 kW) Eng. G4EH     |  | 95-96   |     | •   |  | -ABS, Usa | 13-0025      |     |    |    | 21 | 73 | 91 |   |   |   |   |   |     |  |
|  |  | 95-96   |     | •   |  | -ABS, Usa | 15-1026      |     | 25 | 22 | 50 | 82 | 63 |   |   |   |   | 5 | 1   |  |
| 1.5 i 12v (65 kW) Eng. G4EK            |  | 95-96   |     | •   |  | -ABS, Usa | 13-0025      |     |    |    | 21 | 73 | 91 |   |   |   |   |   |     |  |
|  |  | 95-96   |     | •   |  | -ABS, Usa | 15-1026      |     | 25 | 22 | 50 | 82 | 63 |   |   |   |   | 5 | 1   |  |
| 1.5i 16v (73 kW) Eng. G4K              |  | 95-96   |     | •   |  | -ABS, Usa | 13-0025      |     |    |    | 21 | 73 | 91 |   |   |   |   |   |     |  |
|  |  | 95-96   |     | •   |  | -ABS, Usa | 15-1026      |     | 25 | 22 | 50 | 82 | 63 |   |   |   |   | 5 | 1   |  |
































| Accent II (LC)/Verna '00-'06   |   |    | L/R   |  |  | NOTE      | METELLI ref. | ABS     | A  | B  | C  | D    | E    | F    | H | I  | L    | M   | Fig |   |  |
|--------------------------------|---|---|-------|---|--|-----------|--------------|---------|----|----|----|------|------|------|---|----|------|-----|-----|---|--|
| 1.3 (55-61-62-63 kW) Eng. G4EA |    | 00-7/01   |       | •   |  | +ABS, A/T | 13-0533      |         |    |    | 22 | 78   | 94   |      |   |    |      |     |     |   |  |
|                                |   | 7/01-06   |       | •   |  |           | +ABS, M/T    | 13-0500 |    |    |    | 22   | 78   | 94   |   |    |      |     |     |   |  |
|                                |    | 00-7/01   |       | •   |  |           | +ABS, A/T    | 15-1734 | 44 | 25 | 22 | 50,9 | 76,3 | 64,1 |   |    |      |     | 5   | 1 |  |
|                                |   | 7/01-06   |       | •   |  |           | +ABS, M/T    | 15-1739 | 44 | 25 | 22 | 52,4 | 80   | 63,9 |   |    |      |     | 5   | 1 |  |
| 1.5 (66 kW) Eng. G4EB          |    | 00-7/01   |       | •   |  | +ABS, A/T | 13-0533      |         |    |    | 22 | 78   | 94   |      |   |    |      |     |     |   |  |
|                                |   | 7/01-06   |       | •   |  |           | +ABS, M/T    | 13-0500 |    |    |    | 22   | 78   | 94   |   |    |      |     |     |   |  |
|                                |    | 00-7/01   |       | •   |  |           | +ABS, A/T    | 15-1734 | 44 | 25 | 22 | 50,9 | 76,3 | 64,1 |   |    |      |     | 5   | 1 |  |
|                                |   | 7/01-06   |       | •   |  |           | +ABS, M/T    | 15-1739 | 44 | 25 | 22 | 52,4 | 80   | 63,9 |   |    |      |     | 5   | 1 |  |
| 1.6 (77 kW) Eng. G4ED-G        |    | 05-06   |       | •   |  | +ABS, M/T | 13-0500      |         |    |    | 22 | 78   | 94   |      |   |    |      |     |     |   |  |
|                                |   | 05-06   |       | •   |  |           | +ABS, M/T    | 15-1739 | 44 | 25 | 22 | 52,4 | 80   | 63,9 |   |    |      |     | 5   | 1 |  |
| <b>Accent III (MC) '06-'10</b> |   |    | L/R   |  |  | NOTE      | METELLI ref. | ABS     | A  | B  | C  | D    | E    | F    | H | I  | L    | M   | Fig |   |  |
| 1.5 CRDi (81 kW) Eng. D4FA     |    | 06-   |       | •   |  |           | 13-0324      |         |    |    | 25 | 78   | 130  |      |   |    |      |     |     |   |  |
|                                |   |    | 06-   |   | •  |           |              | 15-1607 | 48 | 25 | 23 | 50   | 86   | 62   |   |    |      |     | 5   | 1 |  |
| <b>Atos (MX)/ Amica '98-</b>   |   |    | L/R   |  |  | NOTE      | METELLI ref. | ABS     | A  | B  | C  | D    | E    | F    | H | I  | L    | M   | Fig |   |  |
| 1.0 i (40 kW) Eng. G4HC        |    | 2/98-   |       | •   |  | +ABS, M/T | 13-0280      |         |    |    | 18 | 63   | 82   |      |   |    |      |     |     |   |  |
|                                |   |    | 2/98- |   | •  |           | +ABS, M/T    | 15-1406 | 38 | 25 | 19 | 50   | 72   | 62   |   |    |      |     | 5   | 1 |  |
|                                |    | 98-   | L     |   |  |           | +ABS, M/T    | 17-0887 | 38 | 25 |    | 22   | 71,4 | 69,2 |   | 95 | 51,7 | 596 | s3  |   |  |
|                                |   | 98-   | L     |   |  |           | -ABS, M/T    | 17-0889 |    | 25 |    | 22   | 71,4 | 69,2 |   | 95 | 51,7 | 595 | s3  |   |  |
|                                |   | 98-   | R     |   |  |           | +ABS, M/T    | 17-0888 | 38 | 25 |    | 22   | 71,4 | 69,2 |   | 95 | 51,7 | 814 | s3  |   |  |
|                                |   | 98-   | R     |   |  |           | -ABS, M/T    | 17-0890 |    | 25 |    | 22   | 71,4 | 69,2 |   | 95 | 51,7 | 814 | s3  |   |  |
| 1.0 i (43 kW) Eng. G4HC-E      |  | 01-   |       | •   |  | +ABS, M/T | 13-0280      |         |    |    | 18 | 63   | 82   |      |   |    |      |     |     |   |  |
|                                |   |  | 01-   |   | •  |           | +ABS, M/T    | 15-1406 | 38 | 25 | 19 | 50   | 72   | 62   |   |    |      |     | 5   | 1 |  |
|                                |  | 01-   | L     |   |  |           | +ABS, M/T    | 17-0887 | 38 | 25 |    | 22   | 71,4 | 69,2 |   | 95 | 51,7 | 596 | s3  |   |  |
|                                |   | 01-   | L     |   |  |           | -ABS, M/T    | 17-0889 |    | 25 |    | 22   | 71,4 | 69,2 |   | 95 | 51,7 | 595 | s3  |   |  |
|                                |   | 01-   | R     |   |  |           | +ABS, M/T    | 17-0888 | 38 | 25 |    | 22   | 71,4 | 69,2 |   | 95 | 51,7 | 814 | s3  |   |  |
|                                |   | 01-   | R     |   |  |           | -ABS, M/T    | 17-0890 |    | 25 |    | 22   | 71,4 | 69,2 |   | 95 | 51,7 | 814 | s3  |   |  |

| Atos Prime (MX)/ Amica '99-         |   |    | L/R |    |    | NOTE      | METELLI ref. | ABS     | A  | B  | C    | D    | E    | F    | H | I  | L    | M   | Fig |  |  |
|-------------------------------------|---|---|-----|---|--|-----------|--------------|---------|----|----|------|------|------|------|---|----|------|-----|-----|--|--|
| 1.0 i (40 kW) Eng. G4HC             |    | 99-   |     | •   |  | +ABS, M/T | 13-0280      |         |    |    | 18   | 63   | 82   |      |   |    |      |     |     |  |  |
|                                     |    | 99-   |     | •   |  | +ABS, M/T | 15-1406      | 38      | 25 | 19 | 50   | 72   | 62   |      |   |    |      | 5   | 1   |  |  |
|                                     |    | 99-   | L   |   |  |           | +ABS, M/T    | 17-0887 | 38 | 25 |      | 22   | 71,4 | 69,2 |   | 95 | 51,7 | 596 | s3  |  |  |
|                                     |   | 99-   | L   |   |  |           | -ABS, M/T    | 17-0889 |    | 25 |      | 22   | 71,4 | 69,2 |   | 95 | 51,7 | 595 | s3  |  |  |
|                                     |   | 99-   | R   |   |  |           | +ABS, M/T    | 17-0888 | 38 | 25 |      | 22   | 71,4 | 69,2 |   | 95 | 51,7 | 814 | s3  |  |  |
|                                     |   | 99-   | R   |   |  |           | -ABS, M/T    | 17-0890 |    | 25 |      | 22   | 71,4 | 69,2 |   | 95 | 51,7 | 814 | s3  |  |  |
| 1.0 i (43 kW) Eng. G4HC-E           |    | 01-   |     | •   |  | +ABS, M/T | 13-0280      |         |    |    | 18   | 63   | 82   |      |   |    |      |     |     |  |  |
|                                     |    | 01-   |     | •   |  | +ABS, M/T | 15-1406      | 38      | 25 | 19 | 50   | 72   | 62   |      |   |    |      | 5   | 1   |  |  |
|                                     |    | 01-   | L   |   |  |           | +ABS, M/T    | 17-0887 | 38 | 25 |      | 22   | 71,4 | 69,2 |   | 95 | 51,7 | 596 | s3  |  |  |
|                                     |   | 01-   | L   |   |  |           | -ABS, M/T    | 17-0889 |    | 25 |      | 22   | 71,4 | 69,2 |   | 95 | 51,7 | 595 | s3  |  |  |
|                                     |   | 01-   | R   |   |  |           | +ABS, M/T    | 17-0888 | 38 | 25 |      | 22   | 71,4 | 69,2 |   | 95 | 51,7 | 814 | s3  |  |  |
|                                     |   | 01-   | R   |   |  |           | -ABS, M/T    | 17-0890 |    | 25 |      | 22   | 71,4 | 69,2 |   | 95 | 51,7 | 814 | s3  |  |  |
| <b>Coupe I (RD)/Tiburon '96-'02</b> |   |    | L/R |    |    | NOTE      | METELLI ref. | ABS     | A  | B  | C    | D    | E    | F    | H | I  | L    | M   | Fig |  |  |
| 1.6 16v (84 kW) Eng. G4GR/ G4DR     |    | 96-02   |     | •   |  | +ABS      | 13-0521      |         |    |    | 22   | 78   | 94   |      |   |    |      |     |     |  |  |
|                                     |    | 96-02   |     | •   |  | +ABS      | 15-1721      | 29      | 25 | 30 | 49,9 | 82,8 | 64   |      |   |    |      | 5   | 1   |  |  |
| <b>Coupe II (GK) '02-</b>           |   |    | L/R |    |    | NOTE      | METELLI ref. | ABS     | A  | B  | C    | D    | E    | F    | H | I  | L    | M   | Fig |  |  |
| 1.6 16v (77-79 kW) Eng. G4ED-G      |    | 02-   |     | •   |  | +ABS      | 13-0323      |         |    |    | 22   | 78   | 94   |      |   |    |      |     |     |  |  |
|                                     |    | 02-   |     | •   |  | +ABS      | 15-1524      | 44      | 25 | 23 | 50   | 80   | 62   |      |   |    |      | 6   | 1   |  |  |
| <b>Elantra (XD) '00-</b>            |   |   | L/R |   |   | NOTE      | METELLI ref. | ABS     | A  | B  | C    | D    | E    | F    | H | I  | L    | M   | Fig |  |  |
| 1.6 16v (77 kW) Eng. G4ED-G         |  | 03-   |     | •   |  | +ABS      | 13-0323      |         |    |    | 22   | 78   | 94   |      |   |    |      |     |     |  |  |
|                                     |  | 03-   |     | •   |  | +ABS      | 15-1524      | 44      | 25 | 23 | 50   | 80   | 62   |      |   |    |      | 6   | 1   |  |  |
| 1.6 16v (79 kW) Eng. G4ED-G         |  | 00-   |     | •   |  | +ABS      | 13-0323      |         |    |    | 22   | 78   | 94   |      |   |    |      |     |     |  |  |
|                                     |  | 00-   |     | •   |  | +ABS      | 15-1524      | 44      | 25 | 23 | 50   | 80   | 62   |      |   |    |      | 6   | 1   |  |  |
| <b>Excel I (X1) '86-'90</b>         |   |  | L/R |  |  | NOTE      | METELLI ref. | ABS     | A  | B  | C    | D    | E    | F    | H | I  | L    | M   | Fig |  |  |
| 1.5 (53 kW) Eng. G15B               |  | 89-90   |     | •   |  | Incl. Usa | 13-0025      |         |    |    | 21   | 73   | 91   |      |   |    |      |     |     |  |  |
|                                     |  | 89-90   |     | •   |  | Incl. Usa | 15-1026      |         | 25 | 22 | 50   | 82   | 63   |      |   |    |      | 5   | 1   |  |  |
| <b>Getz (TB) '02-</b>               |   |  | L/R |  |  | NOTE      | METELLI ref. | ABS     | A  | B  | C    | D    | E    | F    | H | I  | L    | M   | Fig |  |  |
| 1.1 (46 kW) Eng. G4HD/ SOCH 12v     |  | 02-1/07   |     | •   |  | +ABS      | 13-0371      |         |    |    | 18   | 63   | 82   |      |   |    |      |     |     |  |  |
|                                     |  | 02-1/07   |     | •   |  | +ABS      | 15-1541      | 48      | 25 | 19 | 52,4 | 69   | 62   |      |   |    |      | 5   | 1   |  |  |
































| <b>Getz (TB) '02-</b>             |   |    | L/R |    |    | NOTE      | METELLI ref. | ABS | A  | B  | C    | D    | E    | F | H | I | L | M | Fig |   |  |
|-----------------------------------|---|---|-----|---|---|-----------|--------------|-----|----|----|------|------|------|---|---|---|---|---|-----|---|--|
| 1.1 (49 kW) Eng. G4HG             |    | 05-1/07   |     | •   |   | +ABS      | 13-0371      |     |    |    | 18   | 63   | 82   |   |   |   |   |   |     |   |  |
|                                   |    | 05-1/07   |     | •   |   | +ABS      | 15-1541      | 48  | 25 | 19 | 52,4 | 69   | 62   |   |   |   |   | 5 | 1   |   |  |
| 1.3 (60 kW) Eng. G4EA             |    | 02-   |     | •   |   | +ABS      | 13-0374      |     |    |    | 22   | 78   | 94   |   |   |   |   |   |     |   |  |
|                                   |    | 02-   |     | •   |   | +ABS      | 15-1545      | 48  | 25 | 22 | 52,5 | 76,3 | 62   |   |   |   |   | 5 | 1   |   |  |
| 1.3 (63 kW) Eng. G4EA             |    | 03-   |     | •   |   | +ABS      | 13-0374      |     |    |    | 22   | 78   | 94   |   |   |   |   |   |     |   |  |
|                                   |    | 03-   |     | •   |   | +ABS      | 15-1545      | 48  | 25 | 22 | 52,5 | 76,3 | 62   |   |   |   |   | 5 | 1   |   |  |
| 1.4 16v (71 kW) Eng. G4EE         |    | 05-   |     | •   |   | +ABS      | 13-0374      |     |    |    | 22   | 78   | 94   |   |   |   |   |   |     |   |  |
|                                   |    | 05-   |     | •   |   | +ABS      | 15-1545      | 48  | 25 | 22 | 52,5 | 76,3 | 62   |   |   |   |   | 5 | 1   |   |  |
| 1.5 CRDi (60 kW) Eng. D3EA        |    | 03-   |     | •   |   | +ABS      | 13-0324      |     |    |    | 25   | 78   | 130  |   |   |   |   |   |     |   |  |
|                                   |    | 03-   |     | •   |   | +ABS      | 15-1607      | 48  | 25 | 23 | 50   | 86   | 62   |   |   |   |   | 5 | 1   |   |  |
| 1.5 CRDi (65 kW) Eng. D4FA        |    | 05-   |     | •   |   | +ABS      | 13-0324      |     |    |    | 25   | 78   | 130  |   |   |   |   |   |     |   |  |
|                                   |    | 05-   |     | •   |   | +ABS      | 15-1607      | 48  | 25 | 23 | 50   | 86   | 62   |   |   |   |   | 5 | 1   |   |  |
| 1.5 CRDi (81 kW) Eng. D4FA        |    | 05-   |     | •   |   | +ABS      | 13-0324      |     |    |    | 25   | 78   | 130  |   |   |   |   |   |     |   |  |
|                                   |    | 05-   |     | •   |   | +ABS      | 15-1607      | 48  | 25 | 23 | 50   | 86   | 62   |   |   |   |   | 5 | 1   |   |  |
| 1.6 (77 kW) Eng. G4ED-G           |    | 02-   |     | •   |   | +ABS      | 13-0374      |     |    |    | 22   | 78   | 94   |   |   |   |   |   |     |   |  |
|                                   |    | 02-   |     | •   |   | +ABS      | 15-1545      | 48  | 25 | 22 | 52,5 | 76,3 | 62   |   |   |   |   | 5 | 1   |   |  |
| <b>i10 '08-</b>                   |   |    | L/R |    |    | NOTE      | METELLI ref. | ABS | A  | B  | C    | D    | E    | F | H | I | L | M | Fig |   |  |
| 1.1 CRDi (55 kW) Eng. D3FA        |    | 08-   |     | •   |   | +ABS      | 13-0492      |     |    |    | 20   | 78   | 103  |   |   |   |   |   |     |   |  |
|                                   |   | 08-   |     | •   |   | +ABS      | 15-1722      | 48  | 24 | 22 | 52,4 | 79,0 | 55,2 |   |   |   |   | 3 | 1   |   |  |
| <b>Lantra I (J-1) '90-'95</b>     |   |  | L/R |  |  | NOTE      | METELLI ref. | ABS | A  | B  | C    | D    | E    | F | H | I | L | M | Fig |   |  |
| 1.5 (63-53 kW) Eng. G15B/ G4DJ    |  | 2/91-9/95   |     | •   |   | Eng. G4DJ | 13-0025      |     |    |    | 21   | 73   | 91   |   |   |   |   |   |     |   |  |
|                                   |  | 2/91-9/95   |     | •   |   | Eng. G4DJ | 15-1026      |     | 25 | 22 | 50   | 82   | 63   |   |   |   |   | 5 | 1   |   |  |
| 1.6 i.e. 16v (78-84 kW) Eng. G4CR |  | 2/91-9/95   |     | •   |   | M/T       | 13-0046      |     |    |    | 21   | 73   | 91   |   |   |   |   |   |     |   |  |
|                                   |  | 2/91-9/95   |     | •   |   | M/T       | 15-1048      |     | 25 | 23 | 50   | 78,7 | 64   |   |   |   |   | 5 | 1   |   |  |
| 1.8 i.e. 16v (93 kW) Eng. G4CN    |  | 1/93-9/95   | L   | •   |   |           | 13-0090      |     |    |    | 21   | 73   | 91   |   |   |   |   |   |     |   |  |
|                                   |   | 1/93-9/95   | R   | •   |   |           | 13-0055      |     |    |    | 25   | 85   | 102  |   |   |   |   |   |     |   |  |
|                                   |  | 1/93-9/95   | L   | •   |   |           | 15-1104      |     | 25 | 23 | 50   | 82   | 63   |   |   |   |   |   | 5   | 1 |  |
|                                   |   | 1/93-9/95   | R   | •   |   |           | 15-1064      |     | 25 | 25 | 50   | 89,5 | 64,7 |   |   |   |   |   | 5   | 1 |  |






























|   |   |    | L/R |    |    | NOTE      | METELLI ref. | ABS     | A  | B  | C    | D    | E    | F  | H | I | L | M | Fig |   |
|---|---|---|-----|---|--|-----------|--------------|---------|----|----|------|------|------|----|---|---|---|---|-----|---|
| <b>Lantra II (J-2), SW '95-'00</b>  |   |   |     |   |  |           |              |         |    |    |      |      |      |    |   |   |   |   |     |   |
| 1.5 12v (65 kW) Eng. G4EK   |    | 96-00   |     | •   |  | +ABS      | 13-0055      |         |    |    | 25   | 85   | 102  |    |   |   |   |   |     |   |
|   |   | 96-00   |     | •   |  | +ABS      | 13-0521      |         |    |    | 22   | 78   | 94   |    |   |   |   |   |     |   |
|   |   | 96-98   |     | •   |  | -ABS      | 13-0155      |         |    |    | 21   | 73   | 91   |    |   |   |   |   |     |   |
|   |    | 96-00   |     | •   |  |           | +ABS         | 15-1370 | 44 | 25 | 25   | 50   | 89,5 | 65 |   |   |   |   | 5   | 1 |
|   |   | 96-00   |     | •   |  |           | +ABS         | 15-1721 | 29 | 25 | 30   | 49,9 | 82,8 | 64 |   |   |   |   | 5   | 1 |
|   |   | 96-98   |     | •   |  |           | -ABS         | 15-1191 |    | 25 | 30   | 50   | 82   | 62 |   |   |   |   | 5   | 1 |
| 1.6 16v (84 kW) Eng. G4GR/ G4DR   |   |   |     |   |  |           |              |         |    |    |      |      |      |    |   |   |   |   |     |   |
|    | 95-00   |   | •   |   |  | +ABS      | 13-0055      |         |    |    | 25   | 85   | 102  |    |   |   |   |   |     |   |
|   | 95-00   |   | •   |   |  | +ABS      | 13-0521      |         |    |    | 22   | 78   | 94   |    |   |   |   |   |     |   |
|    | 95-00   |   | •   |   |  | +ABS      | 15-1370      | 44      | 25 | 25 | 50   | 89,5 | 65   |    |   |   |   | 5 | 1   |   |
|   | 95-00   |   | •   |   |  | +ABS      | 15-1721      | 29      | 25 | 30 | 49,9 | 82,8 | 64   |    |   |   |   | 5 | 1   |   |
| <b>Matrix (FC) '01-</b>   |   |    | L/R |    |    | NOTE      | METELLI ref. | ABS     | A  | B  | C    | D    | E    | F  | H | I | L | M | Fig |   |
| 1.5 CRDi (60 kW) Eng. D3EA  |   |   |     |   |  |           |              |         |    |    |      |      |      |    |   |   |   |   |     |   |
|    | 11/01-  |   | •   |   |  | +ABS      | 13-0325      |         |    |    | 24   | 79   | 98   |    |   |   |   |   |     |   |
|   |    | 11/01-  |     | •   |  | +ABS      | 15-1471      | 44      | 25 | 23 | 50   | 86,9 | 61   |    |   |   |   | 5 | 1   |   |
| 1.5 CRDi (75 kW) Eng. D4FA  |   |   |     |   |  |           |              |         |    |    |      |      |      |    |   |   |   |   |     |   |
|    | 04-   |   | •   |   |  | +ABS      | 13-0400      |         |    |    | 25   | 85   | 102  |    |   |   |   |   |     |   |
|   |    | 04-   |     | •   |  | +ABS      | 15-1608      | 44      | 25 | 25 | 49,9 | 89,5 | 62   |    |   |   |   | 5 | 1   |   |
| 1.6 (76 kW) Eng. G4ED-G   |   |   |     |   |  |           |              |         |    |    |      |      |      |    |   |   |   |   |     |   |
|    | 01-   |   | •   |   |  | +ABS      | 13-0531      |         |    |    | 22   | 78   | 94   |    |   |   |   |   |     |   |
|   |    | 01-   |     | •   |  | +ABS      | 15-1742      | 44      | 25 | 30 | 49,9 | 82,8 | 64   |    |   |   |   | 5 | 1   |   |
| <b>Pony I '74-'89</b>   |   |    | L/R |    |    | NOTE      | METELLI ref. | ABS     | A  | B  | C    | D    | E    | F  | H | I | L | M | Fig |   |
| 1.5 (53 kW) Eng. G15B/ G4DJ   |   |   |     |   |  |           |              |         |    |    |      |      |      |    |   |   |   |   |     |   |
|   | 85-89   |   | •   |   |  |           | 13-0045      |         |    |    | 21   | 73   | 91   |    |   |   |   |   |     |   |
|   |  | 85-89   |     | •   |  |           | 15-1047      |         | 25 | 22 | 50   | 82   | 63   |    |   |   |   | 5 | 2   |   |
| <b>Pony II (X-2) '89-'95</b>  |   |  | L/R |  |  | NOTE      | METELLI ref. | ABS     | A  | B  | C    | D    | E    | F  | H | I | L | M | Fig |   |
| 1.3 (43 kW) Eng. G4DG   |   |   |     |   |  |           |              |         |    |    |      |      |      |    |   |   |   |   |     |   |
|  | 10/92-06/93   |   | •   |   |  |           | 13-0025      |         |    |    | 21   | 73   | 91   |    |   |   |   |   |     |   |
|   |  | 10/92-06/93   |     | •   |  |           | 15-1026      |         | 25 | 22 | 50   | 82   | 63   |    |   |   |   | 5 | 1   |   |
| 1.5 (53-61-62 kW) Eng. G15B/ G4DJ   |   |   |     |   |  |           |              |         |    |    |      |      |      |    |   |   |   |   |     |   |
|  | 1/92-9/94   |   | •   |   |  | Eng. G4DJ | 13-0025      |         |    |    | 21   | 73   | 91   |    |   |   |   |   |     |   |
|   |  | 1/92-9/94   |     | •   |  | Eng. G4DJ | 15-1026      |         | 25 | 22 | 50   | 82   | 63   |    |   |   |   | 5 | 1   |   |
| <b>S Coupe (SLC) '90-'96</b>  |   |  | L/R |  |  | NOTE      | METELLI ref. | ABS     | A  | B  | C    | D    | E    | F  | H | I | L | M | Fig |   |
| 1.5 (62-53 kW) Eng. G15B/ G4DJ  |   |   |     |   |  |           |              |         |    |    |      |      |      |    |   |   |   |   |     |   |
|  | 90-10/92  |   | •   |   |  | Eng. G4DJ | 13-0025      |         |    |    | 21   | 73   | 91   |    |   |   |   |   |     |   |
|   |  | 90-10/92  |     | •   |  | Eng. G4DJ | 15-1026      |         | 25 | 22 | 50   | 82   | 63   |    |   |   |   | 5 | 1   |   |

| <b>S Coupe (SLC) '90-'96</b>     |   |  | L/R |  |  | NOTE          | METELLI ref. | ABS | A  | B  | C    | D    | E    | F | H | I | L | M | Fig |   |  |
|----------------------------------|---|---|-----|---|--|---------------|--------------|-----|----|----|------|------|------|---|---|---|---|---|-----|---|--|
| 1.5 i (65 kW) Eng. G4EK          |    | 11/92-5/96  |     | •   |  |               | 13-0055      |     |    |    | 25   | 85   | 102  |   |   |   |   |   |     |   |  |
|                                  |    | 11/92-5/96  |     | •   |  |               | 15-1064      |     | 25 | 25 | 50   | 89,5 | 64,7 |   |   |   |   | 5 | 1   |   |  |
| 1.5 i T. (85 kW) Eng. G4EK-TC    |    | 11/92-96  | L   | •   |  |               | 13-0090      |     |    |    | 21   | 73   | 91   |   |   |   |   |   |     |   |  |
|                                  |   | 11/92-96  | R   | •   |  |               | 13-0055      |     |    |    | 25   | 85   | 102  |   |   |   |   |   |     |   |  |
|                                  |    | 11/92-96  | L   | •   |  |               | 15-1104      |     | 25 | 23 | 50   | 82   | 63   |   |   |   |   |   | 5   | 1 |  |
|                                  |   | 11/92-96  | R   | •   |  |               | 15-1064      |     | 25 | 25 | 50   | 89,5 | 64,7 |   |   |   |   |   | 5   | 1 |  |
| <b>Santa Fe I (SM) '01-'06</b>   |   |  | L/R |  |  | NOTE          | METELLI ref. | ABS | A  | B  | C    | D    | E    | F | H | I | L | M | Fig |   |  |
| 2.0 CRDi, 4WD (83 kW) Eng. D4EA  |    | 01-   |     | •   |  | +ABS, FWD     | 13-0373      |     |    |    | 25   | 87   | 104  |   |   |   |   |   |     |   |  |
|                                  |    | 01-   |     | •   |  | +ABS, FWD     | 15-1543      | 52  | 27 | 26 | 60,1 | 90,9 | 62   |   |   |   |   | 5 | 1   |   |  |
| 2.0 CRDi, 4WD (92 kW) Eng. D4EA  |    | 03-06   |     | •   |  | +ABS          | 13-0373      |     |    |    | 25   | 87   | 104  |   |   |   |   |   |     |   |  |
|                                  |    | 03-06   |     | •   |  | +ABS          | 15-1543      | 52  | 27 | 26 | 60,1 | 90,9 | 62   |   |   |   |   | 5 | 1   |   |  |
| <b>Santa Fe II (CM) '06-'10</b>  |   |  | L/R |  |  | NOTE          | METELLI ref. | ABS | A  | B  | C    | D    | E    | F | H | I | L | M | Fig |   |  |
| 2.2 CRDi (114 kW) Eng. D4EB      |    | 06-   |     | •   |  | +ABS, M/T     | 13-0498      |     |    |    | 27,3 | 96,5 | 109  |   |   |   |   |   |     |   |  |
|                                  |    | 06-   |     | •   |  | +ABS, M/T     | 15-1735      | 52  | 30 | 36 | 72,9 | 99,4 | 66,9 |   |   |   |   | 5 | 2   |   |  |
| 2.2 CRDi, 4WD (110 kW) Eng. D4EB |    | 06-   |     | •   |  | +ABS, M/T     | 13-0498      |     |    |    | 27,3 | 96,5 | 109  |   |   |   |   |   |     |   |  |
|                                  |    | 06-   |     | •   |  | +ABS, M/T     | 15-1735      | 52  | 30 | 36 | 72,9 | 99,4 | 66,9 |   |   |   |   | 5 | 2   |   |  |
| <b>Sonata I (Y-2) '88-'93</b>    |   |  | L/R |  |  | NOTE          | METELLI ref. | ABS | A  | B  | C    | D    | E    | F | H | I | L | M | Fig |   |  |
| 1.8 i (70 kW) Eng. G4M           |   | 5/89-9/91   | L   | •   |  |               | 13-0090      |     |    |    | 21   | 73   | 91   |   |   |   |   |   |     |   |  |
|                                  |   | 5/89-9/91   | R   | •   |  |               | 13-0055      |     |    |    | 25   | 85   | 102  |   |   |   |   |   |     |   |  |
|                                  |  | 5/89-9/91   | L   | •   |  |               | 15-1104      |     | 25 | 23 | 50   | 82   | 63   |   |   |   |   |   | 5   | 1 |  |
|                                  |   | 5/89-9/91   | R   | •   |  |               | 15-1064      |     | 25 | 25 | 50   | 89,5 | 64,7 |   |   |   |   |   | 5   | 1 |  |
| 2.0 i (74 kW) Eng. G4CP          |  | 5/89-9/91   | L   | •   |  |               | 13-0090      |     |    |    | 21   | 73   | 91   |   |   |   |   |   |     |   |  |
|                                  |   | 5/89-9/91   | R   | •   |  |               | 13-0055      |     |    |    | 25   | 85   | 102  |   |   |   |   |   |     |   |  |
|                                  |  | 5/89-9/91   | L   | •   |  |               | 15-1104      |     | 25 | 23 | 50   | 82   | 63   |   |   |   |   |   | 5   | 1 |  |
|                                  |   | 5/89-9/91   | R   | •   |  |               | 15-1064      |     | 25 | 25 | 50   | 89,5 | 64,7 |   |   |   |   |   | 5   | 1 |  |
| 2.4 i (82-84-90 kW) Eng. G4CS    |  | 89-91   | L   | •   |  | Australia/Usa | 13-0046      |     |    |    | 21   | 73   | 91   |   |   |   |   |   |     |   |  |
|                                  |   | 89-91   | R   | •   |  | Australia/Usa | 13-0055      |     |    |    | 25   | 85   | 102  |   |   |   |   |   |     |   |  |
|                                  |  | 89-91   | L   | •   |  | Australia/Usa | 15-1048      |     | 25 | 23 | 50   | 78,7 | 64   |   |   |   |   |   | 5   | 1 |  |
|                                  |   | 89-91   | R   | •   |  | Australia/Usa | 15-1064      |     | 25 | 25 | 50   | 89,5 | 64,7 |   |   |   |   |   | 5   | 1 |  |
| 3.0i V6 (107-104 kW) Eng. G6AT   |  | -91   |     | •   |  | Usa           | 15-1199      |     | 25 | 26 | 50   | 95   | 61   |   |   |   |   | 5 | 1   |   |  |























































| Elba (146) '86-              |   |    | L/R |    |    | NOTE | METELLI ref. | ABS | A  | B  | C    | D  | E  | F | H | I | L | M | Fig |
|------------------------------|---|---|-----|---|--|------|--------------|-----|----|----|------|----|----|---|---|---|---|---|-----|
| 1.7 D (42 kW) Eng. 146B2.000 |    | 91-   |     | •   |  |      | 13-0056      |     |    |    | 20   | 68 | 80 |   |   |   |   |   |     |
|                              |   | 91-   |     | •   | Brazil   |      | 13-0002      |     |    |    | 20   | 68 | 80 |   |   |   |   |   |     |
|                              |    | 91-   |     | •   |  |      | 15-1065      |     | 22 | 20 | 48,1 | 80 | 55 |   |   |   |   | 4 | 3   |
|                              |   | 91-   |     | •   | Brazil   |      | 15-1002      |     | 22 | 20 | 48,1 | 80 | 55 |   |   |   |   | 4 | 3   |
| Koral '90-'92                |   |    | L/R |    |    | NOTE | METELLI ref. | ABS | A  | B  | C    | D  | E  | F | H | I | L | M | Fig |
| 1.1 55 (40 kW) Eng. 128A     |    | 90-92   |     | •   |  |      | 13-0001      |     |    |    | 20   | 68 | 80 |   |   |   |   |   |     |
|                              |    | 90-92   |     | •   |  |      | 15-1001      |     | 20 | 20 | 43,1 | 80 | 55 |   |   |   |   | 4 | 3   |
| Mille '94-                   |   |    | L/R |    |    | NOTE | METELLI ref. | ABS | A  | B  | C    | D  | E  | F | H | I | L | M | Fig |
| 1.0                          |    | 94-   |     | •   |  |      | 13-0001      |     |    |    | 20   | 68 | 80 |   |   |   |   |   |     |
|                              |   | 94-   |     | •   |  |      | 13-0056      |     |    |    | 20   | 68 | 80 |   |   |   |   |   |     |
|                              |    | 94-   |     | •   |  |      | 15-1001      |     | 20 | 20 | 43,1 | 80 | 55 |   |   |   |   | 4 | 3   |
|                              |   | 94-   |     | •   |  |      | 15-1065      |     | 22 | 20 | 48,1 | 80 | 55 |   |   |   |   | 4 | 3   |
| 1.0ie (33 kW) Eng. 146C7     |    | 96-   |     | •   |  |      | 13-0001      |     |    |    | 20   | 68 | 80 |   |   |   |   |   |     |
|                              |   | 96-   |     | •   |  |      | 13-0056      |     |    |    | 20   | 68 | 80 |   |   |   |   |   |     |
|                              |    | 96-   |     | •   |  |      | 15-1001      |     | 20 | 20 | 43,1 | 80 | 55 |   |   |   |   | 4 | 3   |
|                              |   | 96-   |     | •   |  |      | 15-1065      |     | 22 | 20 | 48,1 | 80 | 55 |   |   |   |   | 4 | 3   |
| 1.4 (52 kW) Eng. 160A1.048   |    | 94-   |     | •   |  |      | 13-0001      |     |    |    | 20   | 68 | 80 |   |   |   |   |   |     |
|                              |   | 94-   |     | •   |  |      | 13-0056      |     |    |    | 20   | 68 | 80 |   |   |   |   |   |     |
|                              |    | 94-   |     | •   |  |      | 15-1001      |     | 20 | 20 | 43,1 | 80 | 55 |   |   |   |   | 4 | 3   |
|                              |   | 94-   |     | •   |  |      | 15-1065      |     | 22 | 20 | 48,1 | 80 | 55 |   |   |   |   | 4 | 3   |
| 1.7 D (42 kW) Eng. 146B2.000 |  | 96-   |     | •   |  |      | 13-0001      |     |    |    | 20   | 68 | 80 |   |   |   |   |   |     |
|                              |   | 96-   |     | •   |  |      | 13-0056      |     |    |    | 20   | 68 | 80 |   |   |   |   |   |     |
|                              |  | 96-   |     | •   |  |      | 15-1001      |     | 20 | 20 | 43,1 | 80 | 55 |   |   |   |   | 4 | 3   |
|                              |   | 96-   |     | •   |  |      | 15-1065      |     | 22 | 20 | 48,1 | 80 | 55 |   |   |   |   | 4 | 3   |
| Mini II '77-'85              |   |  | L/R |  |  | NOTE | METELLI ref. | ABS | A  | B  | C    | D  | E  | F | H | I | L | M | Fig |
| 1.0 (39 kW) Eng. CB23        |  | 2/82-   |     | •   | M/T+A/T  |      | 13-0001      |     |    |    | 20   | 68 | 80 |   |   |   |   |   |     |
|                              |  | 2/82-   |     | •   | M/T+A/T  |      | 15-1001      |     | 20 | 20 | 43,1 | 80 | 55 |   |   |   |   | 4 | 3   |
| Mini III '85-'91             |   |  | L/R |  |  | NOTE | METELLI ref. | ABS | A  | B  | C    | D  | E  | F | H | I | L | M | Fig |
| 0.6 (23 kW)                  |  | 85-   |     | •   |  |      | 13-0001      |     |    |    | 20   | 68 | 80 |   |   |   |   |   |     |
|                              |  | 85-   |     | •   |  |      | 15-1001      |     | 20 | 20 | 43,1 | 80 | 55 |   |   |   |   | 4 | 3   |

| <b>Gemini I (JT) '82-</b>      |   |  | L/R |  |  | NOTE    | METELLI ref. | ABS | A  | B  | C  | D    | E  | F | H | I | L | M | Fig |   |
|--------------------------------|---|---|-----|---|--|---------|--------------|-----|----|----|----|------|----|---|---|---|---|---|-----|---|
| 1.5 (52 kW) Eng. 4XC1-U        |    | 88-90   | L   | •   |  |         | 13-0066      |     |    |    | 21 | 73   | 91 |   |   |   |   |   |     |   |
|                                |   | 88-90   | R   | •   |  |         | 13-0067      |     |    |    | 21 | 73   | 91 |   |   |   |   |   |     |   |
|                                |    | 88-90   | L   | •   |  |         | 15-1075      |     | 22 | 22 | 50 | 79   | 61 |   |   |   |   |   | 3   | 2 |
|                                |   | 88-90   | R   | •   |  |         | 15-1076      |     | 22 | 21 | 50 | 74,6 | 61 |   |   |   |   |   | 3   | 1 |
| 1.5 D (37 kW) Eng. 4EC1        |    | 88-90   | L   | •   |  | M/T+A/T | 13-0066      |     |    |    | 21 | 73   | 91 |   |   |   |   |   |     |   |
|                                |   | 88-90   | R   | •   |  | M/T+A/T | 13-0067      |     |    |    | 21 | 73   | 91 |   |   |   |   |   |     |   |
|                                |    | 88-90   | L   | •   |  | M/T+A/T | 15-1075      |     | 22 | 22 | 50 | 79   | 61 |   |   |   |   |   | 3   | 2 |
|                                |   | 88-90   | R   | •   |  | M/T+A/T | 15-1076      |     | 22 | 21 | 50 | 74,6 | 61 |   |   |   |   |   | 3   | 1 |
| 1.5 TD (49 kW) Eng. 4EC1T      |    | 88-90   | L   | •   |  | M/T+A/T | 13-0066      |     |    |    | 21 | 73   | 91 |   |   |   |   |   |     |   |
|                                |   | 88-90   | R   | •   |  | M/T+A/T | 13-0067      |     |    |    | 21 | 73   | 91 |   |   |   |   |   |     |   |
|                                |    | 88-90   | L   | •   |  | M/T+A/T | 15-1075      |     | 22 | 22 | 50 | 79   | 61 |   |   |   |   |   | 3   | 2 |
|                                |   | 88-90   | R   | •   |  | M/T+A/T | 15-1076      |     | 22 | 21 | 50 | 74,6 | 61 |   |   |   |   |   | 3   | 1 |
| 1.6 GTI 16v (84 kW) Eng. 4XE1  |    | 88-90   | L   | •   |  | M/T+A/T | 13-0066      |     |    |    | 21 | 73   | 91 |   |   |   |   |   |     |   |
|                                |   | 88-90   | R   | •   |  | M/T+A/T | 13-0067      |     |    |    | 21 | 73   | 91 |   |   |   |   |   |     |   |
|                                |    | 88-90   | L   | •   |  | M/T+A/T | 15-1075      |     | 22 | 22 | 50 | 79   | 61 |   |   |   |   |   | 3   | 2 |
|                                |   | 88-90   | R   | •   |  | M/T+A/T | 15-1076      |     | 22 | 21 | 50 | 74,6 | 61 |   |   |   |   |   | 3   | 1 |
| <b>Mark I '82-'91</b>          |   |  | L/R |  |  | NOTE    | METELLI ref. | ABS | A  | B  | C  | D    | E  | F | H | I | L | M | Fig |   |
| 1.5, T. (49 kW) Eng. 4XC1-T    |    | 85-89   | L   | •   |  | Usa     | 13-0066      |     |    |    | 21 | 73   | 91 |   |   |   |   |   |     |   |
|                                |   | 85-89   | R   | •   |  | Usa     | 13-0067      |     |    |    | 21 | 73   | 91 |   |   |   |   |   |     |   |
|                                |    | 85-89   | L   | •   |  | Usa     | 15-1075      |     | 22 | 22 | 50 | 79   | 61 |   |   |   |   |   | 3   | 2 |
|                                |   | 85-89   | R   | •   |  | Usa     | 15-1076      |     | 22 | 21 | 50 | 74,6 | 61 |   |   |   |   |   | 3   | 1 |
| 1.6 16v (98 kW) Eng. 4XE1W     |  | 85-89   | L   | •   |  | Usa     | 13-0066      |     |    |    | 21 | 73   | 91 |   |   |   |   |   |     |   |
|                                |   | 85-89   | R   | •   |  | Usa     | 13-0067      |     |    |    | 21 | 73   | 91 |   |   |   |   |   |     |   |
|                                |  | 85-89   | L   | •   |  | Usa     | 15-1075      |     | 22 | 22 | 50 | 79   | 61 |   |   |   |   |   | 3   | 2 |
|                                |   | 85-89   | R   | •   |  | Usa     | 15-1076      |     | 22 | 21 | 50 | 74,6 | 61 |   |   |   |   |   | 3   | 1 |
| 1.8 D, TD (45-54 kW) Eng. 4FB1 |  | 85-89   | L   | •   |  | Usa     | 13-0066      |     |    |    | 21 | 73   | 91 |   |   |   |   |   |     |   |
|                                |   | 85-89   | R   | •   |  | Usa     | 13-0067      |     |    |    | 21 | 73   | 91 |   |   |   |   |   |     |   |
|                                |  | 85-89   | L   | •   |  | Usa     | 15-1075      |     | 22 | 22 | 50 | 79   | 61 |   |   |   |   |   | 3   | 2 |
|                                |   | 85-89   | R   | •   |  | Usa     | 15-1076      |     | 22 | 21 | 50 | 74,6 | 61 |   |   |   |   |   | 3   | 1 |





























| Stylus '89-'93             |   |  | L/R |  |  | NOTE | METELLI ref. | ABS | A  | B  | C  | D    | E  | F | H | I | L | M | Fig |   |  |
|----------------------------|---|---|-----|---|--|------|--------------|-----|----|----|----|------|----|---|---|---|---|---|-----|---|--|
| 1.6 16v (98 kW) Eng. 4XE1W |  | 90-93   | L   | •   |  | Usa  | 13-0066      |     |    |    | 21 | 73   | 91 |   |   |   |   |   |     |   |  |
|                            |   | 90-93   | R   | •   |  | Usa  | 13-0067      |     |    |    | 21 | 73   | 91 |   |   |   |   |   |     |   |  |
|                            |  | 90-93   | L   | •   |  | Usa  | 15-1075      |     | 22 | 22 | 50 | 79   | 61 |   |   |   |   |   | 3   | 2 |  |
|                            |   | 90-93   | R   | •   |  | Usa  | 15-1076      |     | 22 | 21 | 50 | 74,6 | 61 |   |   |   |   |   | 3   | 1 |  |
| 1.8 16v Eng. 4XF1          |  | 90-93   | L   | •   |  | Usa  | 13-0066      |     |    |    | 21 | 73   | 91 |   |   |   |   |   |     |   |  |
|                            |   | 90-93   | R   | •   |  | Usa  | 13-0067      |     |    |    | 21 | 73   | 91 |   |   |   |   |   |     |   |  |
|                            |  | 90-93   | L   | •   |  | Usa  | 15-1075      |     | 22 | 22 | 50 | 79   | 61 |   |   |   |   |   | 3   | 2 |  |
|                            |   | 90-93   | R   | •   |  | Usa  | 15-1076      |     | 22 | 21 | 50 | 74,6 | 61 |   |   |   |   |   | 3   | 1 |  |

### KIA



























| Carens I '00-'02           |   |    | L/R   |    |    | NOTE     | METELLI ref. | ABS     | A  | B  | C    | D    | E    | F    | H | I | L | M | Fig |   |  |
|----------------------------|---|---|-------|---|--|----------|--------------|---------|----|----|------|------|------|------|---|---|---|---|-----|---|--|
| 1.8 (81 kW) Eng. TBD       |    | 00-02   |       | •   |  | M/T, 5Sp | 13-0439      |         |    |    | 24   | 79   | 98   |      |   |   |   |   |     |   |  |
|                            |   |    | 00-02 |   | •  |          |              | 15-1663 |    | 28 | 24   | 56   | 86,3 | 62,5 |   |   |   |   | 3   | 1 |  |
| Carens II '02-'06          |   |    | L/R   |    |    | NOTE     | METELLI ref. | ABS     | A  | B  | C    | D    | E    | F    | H | I | L | M | Fig |   |  |
| 1.8 (93 kW) Eng. TB        |    | 02-06   |       | •   |  | M/T, 5Sp | 13-0439      |         |    |    | 24   | 79   | 98   |      |   |   |   |   |     |   |  |
|                            |   |    | 02-06 |   | •  |          | M/T, 5Sp     | 15-1663 |    | 28 | 24   | 56   | 86,3 | 62,5 |   |   |   |   | 3   | 1 |  |
| 2.0 (102 kW) Eng. G4GC     |    | 04-06   |       | •   |  | M/T, 5Sp | 13-0439      |         |    |    | 24   | 79   | 98   |      |   |   |   |   |     |   |  |
|                            |   |    | 04-06 |   | •  |          | M/T, 5Sp     | 15-1663 |    | 28 | 24   | 56   | 86,3 | 62,5 |   |   |   |   | 3   | 1 |  |
| 2.0 CRDi (83 kW) Eng. D4EA |   | 02-06   |       | •   |  | M/T, 5Sp | 13-0439      |         |    |    | 24   | 79   | 98   |      |   |   |   |   |     |   |  |
|                            |   |  | 02-06 |   | •  |          | M/T, 5Sp     | 15-1663 |    | 28 | 24   | 56   | 86,3 | 62,5 |   |   |   |   | 3   | 1 |  |
| Carnival I (UP) '99-'01    |   |  | L/R   |  |  | NOTE     | METELLI ref. | ABS     | A  | B  | C    | D    | E    | F    | H | I | L | M | Fig |   |  |
| 2.5 V6 (121 kW) Eng. KV6   |  | 99-01   |       | •   |  | -ABS     | 13-0402      |         |    |    | 26   | 86   | 138  |      |   |   |   |   |     |   |  |
|                            |   | 99-01   |       | •   |  | +ABS     | 13-0427      |         |    |    | 26   | 86   | 138  |      |   |   |   |   |     |   |  |
|                            |  | 99-01   |       | •   |  | -ABS     | 15-1609      |         | 28 | 26 | 55,9 | 91,5 | 74   |      |   |   |   |   | 3   | 1 |  |
|                            |   | 99-01   |       | •   |  | +ABS     | 15-1645      | 54      | 28 | 26 | 55,9 | 90,9 | 74   |      |   |   |   |   | 3   | 1 |  |
| 2.9 TD (93 kW) Eng. J3 TCI |  | 99-01   |       | •   |  | -ABS     | 13-0402      |         |    |    | 26   | 86   | 138  |      |   |   |   |   |     |   |  |
|                            |   | 99-01   |       | •   |  | +ABS     | 13-0427      |         |    |    | 26   | 86   | 138  |      |   |   |   |   |     |   |  |
|                            |  | 99-01   |       | •   |  | -ABS     | 15-1609      |         | 28 | 26 | 55,9 | 91,5 | 74   |      |   |   |   |   | 3   | 1 |  |
|                            |   | 99-01   |       | •   |  | +ABS     | 15-1645      | 54      | 28 | 26 | 55,9 | 90,9 | 74   |      |   |   |   |   | 3   | 1 |  |

| <b>Carnival II/ Sedona (GQ) '01-'06</b> |   |    | L/R   |    |    | NOTE | METELLI ref. | ABS     | A  | B  | C    | D    | E    | F    | H | I | L | M | Fig |   |  |
|---|---|---|-------|---|--|------|--------------|---------|----|----|------|------|------|------|---|---|---|---|-----|---|--|
| 2.5 V6 (110 kW) Eng. OK52               |    | 01-06   |       | •   |  | -ABS | 13-0402      |         |    |    | 26   | 86   | 138  |      |   |   |   |   |     |   |  |
|   |   | 01-06   |       | •   |  | +ABS | 13-0427      |         |    |    | 26   | 86   | 138  |      |   |   |   |   |     |   |  |
|   |    | 01-06   |       | •   |  | -ABS | 15-1609      |         | 28 | 26 | 55,9 | 91,5 | 74   |      |   |   |   |   | 3   | 1 |  |
|   |   | 01-06   |       | •   |  | +ABS | 15-1645      | 54      | 28 | 26 | 55,9 | 90,9 | 74   |      |   |   |   |   | 3   | 1 |  |
| 2.9 CRDi (106 kW) Eng. OK53             |    | 01-   |       | •   |  | -ABS | 13-0402      |         |    |    | 26   | 86   | 138  |      |   |   |   |   |     |   |  |
|   |   | 01-   |       | •   |  | +ABS | 13-0427      |         |    |    | 26   | 86   | 138  |      |   |   |   |   |     |   |  |
|   |    | 01-   |       | •   |  | -ABS | 15-1609      |         | 28 | 26 | 55,9 | 91,5 | 74   |      |   |   |   |   | 3   | 1 |  |
|   |   | 01-   |       | •   |  | +ABS | 15-1645      | 54      | 28 | 26 | 55,9 | 90,9 | 74   |      |   |   |   |   | 3   | 1 |  |
| <b>Clarus (K9A), SW '96-</b>            |   |    | L/R   |    |    | NOTE | METELLI ref. | ABS     | A  | B  | C    | D    | E    | F    | H | I | L | M | Fig |   |  |
| 1.8 i 16v (85 kW) Eng. T8               |    | 96-00   |       | •   |  |      | 13-0439      |         |    |    | 24   | 79   | 98   |      |   |   |   |   |     |   |  |
|   |   |    | 96-00 |   | •  |      |              | 15-1663 |    | 28 | 24   | 56   | 86,3 | 62,5 |   |   |   |   | 3   | 1 |  |
| 2.0 i 16v (98 kW) Eng. FE(16V)          |    | 96-00   |       | •   |  |      | 13-0439      |         |    |    | 24   | 79   | 98   |      |   |   |   |   |     |   |  |
|   |   |    | 96-00 |   | •  |      |              | 15-1663 |    | 28 | 24   | 56   | 86,3 | 62,5 |   |   |   |   | 3   | 1 |  |
| <b>Festiva '90-'93</b>                  |   |    | L/R   |    |    | NOTE | METELLI ref. | ABS     | A  | B  | C    | D    | E    | F    | H | I | L | M | Fig |   |  |
| 1.3 (53 kW) Eng. B3                     |    | 90-93   |       | •   |  |      | 13-0194      |         |    |    | 20   | 70   | 120  |      |   |   |   |   |     |   |  |
|   |   |    | 90-93 |   | •  |      |              | 15-1261 |    | 24 | 20   | 52   | 72   | 56   |   |   |   |   | 3   | 1 |  |
| <b>Picanto I (BC) '04-'08</b>           |   |    | L/R   |    |    | NOTE | METELLI ref. | ABS     | A  | B  | C    | D    | E    | F    | H | I | L | M | Fig |   |  |
| 1.0 (45 kW) Eng. G4HE                   |   | 05-   |       | •   |  | +ABS | 15-1570      | 48      | 24 | 20 | 52   | 76   | 56,5 |      |   |   |   | 3 | 1   |   |  |
| 1.1 (48 kW) Eng. G4HG                   |  | 04-   |       | •   |  | +ABS | 15-1570      | 48      | 24 | 20 | 52   | 76   | 56,5 |      |   |   |   | 3 | 1   |   |  |
| 1.1 D (55 kW) Eng. D3FA                 |  | 05-   |       | •   |  | +ABS | 13-0403      |         |    |    | 20   | 68   | 100  |      |   |   |   |   |     |   |  |
|   |   |  | 05-   |   | •  |      | +ABS         | 15-1610 | 48 | 24 | 21   | 52,4 | 73,5 | 56,5 |   |   |   |   | 3   | 1 |  |
| <b>Pride (DA) '90-</b>                  |   |  | L/R   |  |  | NOTE | METELLI ref. | ABS     | A  | B  | C    | D    | E    | F    | H | I | L | M | Fig |   |  |
| 1.1 i (38 kW) Eng. B1                   |  | 1/94-12/95  |       | •   |  | Iran | 13-0279      |         |    |    | 18   | 63   | 82   |      |   |   |   |   |     |   |  |
|   |   | 6/91-   |       | •   |  | M/T  | 13-0142      |         |    |    | 19   | 66   | 94   |      |   |   |   |   |     |   |  |
|   |  | 1/94-12/95  |       | •   |  | Iran | 15-1405      |         | 24 | 19 | 52   | 72   | 56   |      |   |   |   |   | 3   | 3 |  |
|   |   | 6/91-   |       | •   |  | M/T  | 15-1171      |         | 24 | 19 | 52   | 71   | 56   |      |   |   |   |   | 3   | 1 |  |


























































| Pride (DA) '90-                |   |    | L/R   |    |    | NOTE        | METELLI ref. | ABS     | A  | B  | C     | D    | E    | F  | H | I | L | M | Fig |   |   |
|--------------------------------|---|---|-------|---|--|-------------|--------------|---------|----|----|-------|------|------|----|---|---|---|---|-----|---|---|
| 1.3 16v (44-47-53 kW) Eng. B3  |    | 1/94-12/95  |       | ●   |  | Iran        | 13-0279      |         |    |    | 18    | 63   | 82   |    |   |   |   |   |     |   |   |
|                                |   | 6/91-   |       | ●   |  | M/T         | 13-0142      |         |    |    | 19    | 66   | 94   |    |   |   |   |   |     |   |   |
|                                |   | 98-   |       | ●   |  | M/T         | 13-0194      |         |    |    | 20    | 70   | 120  |    |   |   |   |   |     |   |   |
|                                |    | 1/94-12/95  |       | ●   |  | Iran        | 15-1405      |         | 24 | 19 | 52    | 72   | 56   |    |   |   |   |   | 3   | 3 |   |
|                                |   | 6/91-   |       | ●   |  | M/T         | 15-1171      |         | 24 | 19 | 52    | 71   | 56   |    |   |   |   |   | 3   | 1 |   |
|                                |   | 98-   |       | ●   |  | M/T         | 15-1261      |         | 24 | 20 | 52    | 72   | 56   |    |   |   |   |   | 3   | 1 |   |
| 1.3 i (51 kW)                  |    | 1/94-12/95  |       | ●   |  | Iran        | 13-0279      |         |    |    | 18    | 63   | 82   |    |   |   |   |   |     |   |   |
|                                |   | 6/91-   |       | ●   |  | M/T         | 13-0142      |         |    |    | 19    | 66   | 94   |    |   |   |   |   |     |   |   |
|                                |    | 1/94-12/95  |       | ●   |  | Iran        | 15-1405      |         | 24 | 19 | 52    | 72   | 56   |    |   |   |   |   | 3   | 3 |   |
|                                |   | 6/91-   |       | ●   |  | M/T         | 15-1171      |         | 24 | 19 | 52    | 71   | 56   |    |   |   |   |   | 3   | 1 |   |
| <b>Rio I, SW (DC) '00-'05</b>  |   |    | L/R   |    |    | NOTE        | METELLI ref. | ABS     | A  | B  | C     | D    | E    | F  | H | I | L | M | Fig |   |   |
| 1.3 (55-60 kW) Eng. A3E        |    | 00-   |       | ●   |  | +/-ABS, M/T | 13-0404      |         |    |    | 20    | 71   | 90   |    |   |   |   |   |     |   |   |
|                                |   | 00-   |       | ●   |  | -ABS        | 15-1548      |         | 24 | 21 | 52    | 74,7 | 56,4 |    |   |   |   |   | 3   | 1 |   |
|                                |    | 00-   |       | ●   |  | +ABS, M/T   | 15-1715      | 44      | 24 | 21 | 52    | 72,3 | 56,4 |    |   |   |   |   | 3   | 1 |   |
| 1.5 (71-72 kW) Eng. A5D        |    | 00-   |       | ●   |  | -ABS        | 13-0360      |         |    |    | 21    | 73   | 91   |    |   |   |   |   |     |   |   |
|                                |   | 00-   |       | ●   |  | +ABS, M/T   | 13-0487      |         |    |    | 22    | 72   | 127  |    |   |   |   |   |     |   |   |
|                                |    | 00-   |       | ●   |  | -ABS        | 15-1518      |         | 24 | 22 | 51,95 | 78,7 | 56,4 |    |   |   |   |   | 3   | 1 |   |
|                                |   | 00-   |       | ●   |  | +ABS, M/T   | 15-1716      | 44      | 24 | 22 | 51,95 | 76,4 | 56,4 |    |   |   |   |   | 3   | 1 |   |
| <b>Rio II '05-'11</b>          |   |    | L/R   |    |    | NOTE        | METELLI ref. | ABS     | A  | B  | C     | D    | E    | F  | H | I | L | M | Fig |   |   |
| 1.5 CRDi (81 kW) Eng. D4FA     |   | 05-   |       | ●   |  | +ABS        | 13-0405      |         |    |    | 24    | 80   | 116  |    |   |   |   |   |     |   |   |
|                                |   |  | 05-   |   | ●  |             | +ABS         | 15-1611 | 48 | 25 | 24    | 50   | 84   | 62 |   |   |   |   |     | 5 | 1 |
| <b>Sephia, Timor (FA) '93-</b> |   |  | L/R   |  |  | NOTE        | METELLI ref. | ABS     | A  | B  | C     | D    | E    | F  | H | I | L | M | Fig |   |   |
| 1.5 i 16v (59 kW) Eng. B5      |  | 2/96-   |       | ●   |  |             | 13-0273      |         |    |    | 21    | 73   | 91   |    |   |   |   |   |     |   |   |
|                                |   |  | 2/96- |   | ●  |             |              | 15-1398 |    | 26 | 22    | 56   | 79   | 62 |   |   |   |   |     | 3 | 1 |
| 1.6 i (59 kW) Eng. B6          |  | 1/95-   |       | ●   |  |             | 13-0273      |         |    |    | 21    | 73   | 91   |    |   |   |   |   |     |   |   |
|                                |   |  | 1/95- |   | ●  |             |              | 15-1398 |    | 26 | 22    | 56   | 79   | 62 |   |   |   |   |     | 3 | 1 |
| 1.8 i 16v (82 kW) Eng. T8      |  | 1/95-   |       | ●   |  |             | 13-0273      |         |    |    | 21    | 73   | 91   |    |   |   |   |   |     |   |   |
|                                |   | 95-97   |       | ●   |  | A/T, Usa    | 13-0119      |         |    |    | 20    | 75   | 91,5 |    |   |   |   |   |     |   |   |
|                                |  | 1/95-   |       | ●   |  |             | 15-1398      |         | 26 | 22 | 56    | 79   | 62   |    |   |   |   |   |     | 3 | 1 |
|                                |   | 95-97   |       | ●   |  | A/T, Usa    | 15-1145      |         | 26 | 23 | 56    | 83   | 62   |    |   |   |   |   |     | 3 | 1 |
































## KIA





























| Shuma (FB) '96-                   |  |  |  |  | NOTE | METELLI ref. | ABS | A  | B  | C    | D    | E    | F | H | I | L | M | Fig |  |
|-----------------------------------|---|---|---|---|------|--------------|-----|----|----|------|------|------|---|---|---|---|---|-----|--|
| 1.5 (59 kW) Eng. BFD              |  | 96-98   |   | •   |      | 13-0273      |     |    |    | 21   | 73   | 91   |   |   |   |   |   |     |  |
|                                   |  | 96-98   |   | •   |      | 15-1398      |     | 26 | 22 | 56   | 79   | 62   |   |   |   |   | 3 | 1   |  |
| Sorento I (JC) '02-'09            |  |  |  |  | NOTE | METELLI ref. | ABS | A  | B  | C    | D    | E    | F | H | I | L | M | Fig |  |
| 2.4 (102 kW) Eng. G4JSG           |  | 8/02-   |   | •   | A/T  | 13-0516      |     |    |    | 26   | 85   | 116  |   |   |   |   |   |     |  |
|                                   |  | 8/02-   |   | •   | A/T  | 15-1654      |     | 28 | 25 | 55,9 | 87,8 | 69,8 |   |   |   |   | 3 | 1   |  |
| 2.5 CRDi (103 kW) Eng. D4CB       |  | 8/02-   |   | •   | A/T  | 13-0516      |     |    |    | 26   | 85   | 116  |   |   |   |   |   |     |  |
|                                   |  | 8/02-   |   | •   | A/T  | 15-1654      |     | 28 | 25 | 55,9 | 87,8 | 69,8 |   |   |   |   | 3 | 1   |  |
| 2.5 CRDi (125 kW) Eng. D4CBV      |  | 06-   |   | •   | A/T  | 13-0516      |     |    |    | 26   | 85   | 116  |   |   |   |   |   |     |  |
|                                   |  | 06-   |   | •   | A/T  | 15-1654      |     | 28 | 25 | 55,9 | 87,8 | 69,8 |   |   |   |   | 3 | 1   |  |
| 3.5 V6 24v (143-149 kW) Eng. 6G74 |  | 8/02-   |   | •   | A/T  | 13-0516      |     |    |    | 26   | 85   | 116  |   |   |   |   |   |     |  |
|                                   |  | 8/02-   |   | •   | A/T  | 15-1654      |     | 28 | 25 | 55,9 | 87,8 | 69,8 |   |   |   |   | 3 | 1   |  |
| Sorento II (XM) '10-              |  |  |  |  | NOTE | METELLI ref. | ABS | A  | B  | C    | D    | E    | F | H | I | L | M | Fig |  |
| 2.0 CRDi, 4WD (110 kW) Eng. D4HA  |  | 10-3/11   |   | •   | M/T  | 13-0498      |     |    |    | 27,3 | 96,5 | 109  |   |   |   |   |   |     |  |
|                                   |  | 10-3/11   |   | •   | M/T  | 15-1735      | 52  | 30 | 36 | 72,9 | 99,4 | 66,9 |   |   |   |   | 5 | 2   |  |
| 2.2 CRDi, 4WD (145 kW) Eng. D4HB  |  | 10-   |   | •   | M/T  | 13-0498      |     |    |    | 27,3 | 96,5 | 109  |   |   |   |   |   |     |  |
|                                   |  | 10-   |   | •   | M/T  | 15-1735      | 52  | 30 | 36 | 72,9 | 99,4 | 66,9 |   |   |   |   | 5 | 2   |  |

## LADA






































| 110 '95-                                       |   |   |   |   | NOTE | METELLI ref. | ABS | A  | B  | C  | D  | E  | F | H | I | L | M | Fig |  |
|--|---|---|---|---|------|--------------|-----|----|----|----|----|----|---|---|---|---|---|-----|--|
| 1.3 Wankel (88 kW) Eng. VAZ-415                |  | 97-   |   | •   |      | 13-0071      |     |    |    | 20 | 68 | 80 |   |   |   |   |   |     |  |
|  |  | 97-   |   | •   |      | 15-1081      |     | 22 | 22 | 50 | 81 | 50 |   |   |   |   | 4 | 2   |  |
| 1.5, 16v (57-67-70 kW) Eng. VAZ 2111/ VAZ 2112 |  | 00-   |   | •   |      | 13-0071      |     |    |    | 20 | 68 | 80 |   |   |   |   |   |     |  |
|  |  | 00-   |   | •   |      | 15-1081      |     | 22 | 22 | 50 | 81 | 50 |   |   |   |   | 4 | 2   |  |
| 2.0 i (110 kW) Eng. C20XE                      |  | 96-   |   | •   |      | 13-0071      |     |    |    | 20 | 68 | 80 |   |   |   |   |   |     |  |
|  |  | 96-   |   | •   |      | 15-1081      |     | 22 | 22 | 50 | 81 | 50 |   |   |   |   | 4 | 2   |  |
| 111 '95-                                       |  |  |  |  | NOTE | METELLI ref. | ABS | A  | B  | C  | D  | E  | F | H | I | L | M | Fig |  |
| 1.5 (56 kW) Eng. 2111                          |  | 00-   |   | •   |      | 13-0071      |     |    |    | 20 | 68 | 80 |   |   |   |   |   |     |  |
|  |  | 00-   |   | •   |      | 15-1081      |     | 22 | 22 | 50 | 81 | 50 |   |   |   |   | 4 | 2   |  |

| <b>111 '95-</b>                       |   |    | L/R |    |    | NOTE | METELLI ref. | ABS | A  | B  | C    | D  | E   | F | H | I | L | M | Fig |   |
|---------------------------------------|---|---|-----|---|--|------|--------------|-----|----|----|------|----|-----|---|---|---|---|---|-----|---|
| 1.5 (57 kW) Eng. VAZ 2111             |    | 96-   |     | •   |  |      | 13-0071      |     |    |    | 20   | 68 | 80  |   |   |   |   |   |     |   |
|                                       |    | 96-   |     | •   |  |      | 15-1081      |     | 22 | 22 | 50   | 81 | 50  |   |   |   |   |   | 4   | 2 |
| 1.5 16v (67-70 kW) Eng. VAZ 2112      |    | 95-   |     | •   |  |      | 13-0071      |     |    |    | 20   | 68 | 80  |   |   |   |   |   |     |   |
|                                       |    | 95-   |     | •   |  |      | 15-1081      |     | 22 | 22 | 50   | 81 | 50  |   |   |   |   |   | 4   | 2 |
| <b>112 '95-</b>                       |   |    | L/R |    |    | NOTE | METELLI ref. | ABS | A  | B  | C    | D  | E   | F | H | I | L | M | Fig |   |
| 1.5 (54-57 kW) Eng. VAZ 2111          |    | 95-   |     | •   |  |      | 13-0071      |     |    |    | 20   | 68 | 80  |   |   |   |   |   |     |   |
|                                       |    | 95-   |     | •   |  |      | 15-1081      |     | 22 | 22 | 50   | 81 | 50  |   |   |   |   |   | 4   | 2 |
| 1.5 (56 kW) Eng. 2111                 |    | 00-   |     | •   |  |      | 13-0071      |     |    |    | 20   | 68 | 80  |   |   |   |   |   |     |   |
|                                       |    | 00-   |     | •   |  |      | 15-1081      |     | 22 | 22 | 50   | 81 | 50  |   |   |   |   |   | 4   | 2 |
| 1.5 16v (67 kW) Eng. VAZ 2112         |    | 00-   |     | •   |  |      | 13-0071      |     |    |    | 20   | 68 | 80  |   |   |   |   |   |     |   |
|                                       |    | 00-   |     | •   |  |      | 15-1081      |     | 22 | 22 | 50   | 81 | 50  |   |   |   |   |   | 4   | 2 |
| 1.5 16v (70 kW) Eng. VAZ 2112         |    | 95-   |     | •   |  |      | 13-0071      |     |    |    | 20   | 68 | 80  |   |   |   |   |   |     |   |
|                                       |    | 95-   |     | •   |  |      | 15-1081      |     | 22 | 22 | 50   | 81 | 50  |   |   |   |   |   | 4   | 2 |
| <b>1200-1600 '70-'87</b>              |   |    | L/R |    |    | NOTE | METELLI ref. | ABS | A  | B  | C    | D  | E   | F | H | I | L | M | Fig |   |
| 1.2, SW (44 kW) Eng. BA32101          |    | 70-86   |     | •   |  |      | 13-0104      |     |    |    | 23   | 81 | 96  |   |   |   |   |   |     |   |
|                                       |    | 70-86   |     | •   |  |      | 15-1184      |     | 25 | 25 | 52   | 90 | 58  |   |   |   |   |   | 11  | 3 |
| 1.3 (51 kW) Eng. BA32103              |    | 74-84   |     | •   |  |      | 13-0104      |     |    |    | 23   | 81 | 96  |   |   |   |   |   |     |   |
|                                       |   | 74-84   |     | •   |  |      | 15-1184      |     | 25 | 25 | 52   | 90 | 58  |   |   |   |   |   | 11  | 3 |
| 1.3, SW (48 kW) Eng. BA321011         |  | 78-87   |     | •   |  |      | 13-0104      |     |    |    | 23   | 81 | 96  |   |   |   |   |   |     |   |
|                                       |  | 78-87   |     | •   |  |      | 15-1184      |     | 25 | 25 | 52   | 90 | 58  |   |   |   |   |   | 11  | 3 |
| <b>Kalina (1117, 1118, 1119) '04-</b> |   |  | L/R |  |  | NOTE | METELLI ref. | ABS | A  | B  | C    | D  | E   | F | H | I | L | M | Fig |   |
| 1.6 (60 kW) Eng. 21114                |  | 04-   |     | •   |  |      | 13-0071      |     |    |    | 20   | 68 | 80  |   |   |   |   |   |     |   |
|                                       |  | 04-   |     | •   |  |      | 15-1081      |     | 22 | 22 | 50   | 81 | 50  |   |   |   |   |   | 4   | 2 |
| 1.6 16v (66 kW)                       |  | 04-   |     | •   |  |      | 13-0071      |     |    |    | 20   | 68 | 80  |   |   |   |   |   |     |   |
|                                       |  | 04-   |     | •   |  |      | 15-1081      |     | 22 | 22 | 50   | 81 | 50  |   |   |   |   |   | 4   | 2 |
| <b>Niva I (2121) '76-</b>             |   |  | L/R |  |  | NOTE | METELLI ref. | ABS | A  | B  | C    | D  | E   | F | H | I | L | M | Fig |   |
| 1.6 (54 kW) Eng. BA32121              |  | 87-95   |     | •   |  |      | 13-0171      |     |    |    | 19   | 82 | 125 |   |   |   |   |   |     |   |
|                                       |  | 87-95   |     | •   |  |      | 15-1223      |     | 22 | 22 | 55,9 | 90 | 72  |   |   |   |   |   | 3b  | 2 |


































| <b>Niva I (2121) '76-</b>   |   |  | L/R |  |  | NOTE | METELLI ref. | ABS | A  | B  | C    | D    | E    | F | H  | I  | L   | M  | Fig |
|-----------------------------|---|---|-----|---|--|------|--------------|-----|----|----|------|------|------|---|----|----|-----|----|-----|
| 1.6 (56-59 kW) Eng. BA32121 |    | 12/76-  |     | •   |  |      | 13-0171      |     |    |    | 19   | 82   | 125  |   |    |    |     |    |     |
|                             |    | 12/76-  |     | •   |  |      | 15-1223      |     | 22 | 22 | 55,9 | 90   | 72   |   |    |    |     | 3b | 2   |
| 1.7 i (59 kW) Eng. BA321214 |    | 96-   |     | •   |  |      | 13-0171      |     |    |    | 19   | 82   | 125  |   |    |    |     |    |     |
|                             |    | 96-   |     | •   |  |      | 15-1223      |     | 22 | 22 | 55,9 | 90   | 72   |   |    |    |     | 3b | 2   |
| 1.7 i (60 kW)               |    | 00-   |     | •   |  |      | 13-0171      |     |    |    | 19   | 82   | 125  |   |    |    |     |    |     |
|                             |    | 00-   |     | •   |  |      | 15-1223      |     | 22 | 22 | 55,9 | 90   | 72   |   |    |    |     | 3b | 2   |
| 1.9 D (55 kW) Eng. XUD9SD   |    | 99-   |     | •   |  |      | 13-0171      |     |    |    | 19   | 82   | 125  |   |    |    |     |    |     |
|                             |    | 99-   |     | •   |  |      | 15-1223      |     | 22 | 22 | 55,9 | 90   | 72   |   |    |    |     | 3b | 2   |
| <b>Oka (1111) '87-'95</b>   |   |  | L/R |  |  | NOTE | METELLI ref. | ABS | A  | B  | C    | D    | E    | F | H  | I  | L   | M  | Fig |
| 0.6 (22 kW)                 |    |   |     | •   |  |      | 13-0501      |     |    |    | 17   | 65   | 92   |   |    |    |     |    |     |
|                             |    |   |     | •   |  |      | 15-1341      |     | 20 | 19 | 42   | 70,5 | 50   |   |    |    |     | 11 | 1   |
| 0.8 (26 kW)                 |    |   |     | •   |  |      | 13-0501      |     |    |    | 17   | 65   | 92   |   |    |    |     |    |     |
|                             |    |   |     | •   |  |      | 15-1341      |     | 20 | 19 | 42   | 70,5 | 50   |   |    |    |     | 11 | 1   |
| <b>Sagona</b>               |   |  | L/R |  |  | NOTE | METELLI ref. | ABS | A  | B  | C    | D    | E    | F | H  | I  | L   | M  | Fig |
| 1.1 (39 kW) Eng. BA321081   |    | 86-   |     | •   |  |      | 13-0071      |     |    |    | 20   | 68   | 80   |   |    |    |     |    |     |
|                             |    | 86-   |     | •   |  |      | 14-0026      |     |    |    | 21   | 73   | 91   |   |    |    |     |    |     |
|                             |    | 86-   |     | •   |  |      | 15-1081      |     | 22 | 22 | 50   | 81   | 50   |   |    |    |     | 4  | 2   |
|                             |   | 86-   |     | •   |  |      | 16-1028      |     | 24 | 22 | 35   | 82   |      |   |    |    |     |    |     |
|                             |  | 7/86-   | L   |   |  |      | 17-0179      |     | 22 | 22 | 24   | 81   | 81,5 |   | 77 | 60 | 602 | s3 |     |
|                             |   | 7/86-   | R   |   |  |      | 17-0180      |     | 22 | 22 | 24   | 81   | 81,5 |   | 77 | 60 | 853 | s3 |     |
| 1.3 (45-46-48 kW)           |  | 86-   |     | •   |  |      | 13-0071      |     |    |    | 20   | 68   | 80   |   |    |    |     |    |     |
|                             |  | 86-   |     | •   |  |      | 14-0026      |     |    |    | 21   | 73   | 91   |   |    |    |     |    |     |
|                             |  | 86-   |     | •   |  |      | 15-1081      |     | 22 | 22 | 50   | 81   | 50   |   |    |    |     | 4  | 2   |
|                             |  | 86-   |     | •   |  |      | 16-1028      |     | 24 | 22 | 35   | 82   |      |   |    |    |     |    |     |
|                             |  | 7/86-   | L   |   |  |      | 17-0179      |     | 22 | 22 | 24   | 81   | 81,5 |   | 77 | 60 | 602 | s3 |     |
|                             |   | 7/86-   | R   |   |  |      | 17-0180      |     | 22 | 22 | 24   | 81   | 81,5 |   | 77 | 60 | 853 | s3 |     |























| Sagona                          |   |  | L/R |  |  | NOTE | METELLI ref. | ABS     | A  | B  | C  | D  | E    | F    | H  | I  | L   | M   | Fig |
|---------------------------------|---|---|-----|---|--|------|--------------|---------|----|----|----|----|------|------|----|----|-----|-----|-----|
| 1.5i                            |    | 86-   |     | •   |  |      | 13-0071      |         |    |    | 20 | 68 | 80   |      |    |    |     |     |     |
|                                 |    | 86-   |     |   | •  |      | 14-0026      |         |    |    | 21 | 73 | 91   |      |    |    |     |     |     |
|                                 |    | 86-   |     | •   |  |      | 15-1081      |         | 22 | 22 | 50 | 81 | 50   |      |    |    |     | 4   | 2   |
|                                 |    | 86-   |     |   | •  |      | 16-1028      |         | 24 | 22 | 35 | 82 |      |      |    |    |     |     |     |
|                                 |    | 7/86-   | L   |   |  |      |              | 17-0179 |    | 22 | 22 | 24 | 81   | 81,5 |    | 77 | 60  | 602 | s3  |
| 7/86-                           |   | R   |     |   |  |      | 17-0180      |         | 22 | 22 | 24 | 81 | 81,5 |      | 77 | 60 | 853 | s3  |     |
| Samara, Forma (2108, 2109) '88- |   |  | L/R |  |  | NOTE | METELLI ref. | ABS     | A  | B  | C  | D  | E    | F    | H  | I  | L   | M   | Fig |
| 1.1 (39 kW) Eng. BA321081       |    | 88-   |     | •   |  |      | 13-0071      |         |    |    | 20 | 68 | 80   |      |    |    |     |     |     |
|                                 |    | 88-   |     |   | •  |      | 14-0026      |         |    |    | 21 | 73 | 91   |      |    |    |     |     |     |
|                                 |    | 88-   |     | •   |  |      | 15-1081      |         | 22 | 22 | 50 | 81 | 50   |      |    |    |     | 4   | 2   |
|                                 |    | 88-   |     |   | •  |      | 16-1028      |         | 24 | 22 | 35 | 82 |      |      |    |    |     |     |     |
|                                 |    | 88-   | L   |   |  |      |              | 17-0179 |    | 22 | 22 | 24 | 81   | 81,5 |    | 77 | 60  | 602 | s3  |
| 88-                             |   | R   |     |   |  |      | 17-0180      |         | 22 | 22 | 24 | 81 | 81,5 |      | 77 | 60 | 853 | s3  |     |
| 1.1 (43 kW) Eng. BA321081(KAT)  |    | 96-   |     | •   |  |      | 13-0071      |         |    |    | 20 | 68 | 80   |      |    |    |     |     |     |
|                                 |    | 96-   |     | •   |  |      | 15-1081      |         | 22 | 22 | 50 | 81 | 50   |      |    |    |     | 4   | 2   |
| 1.3 (45 kW) Eng. BA32108(KAT)   |    | 91-   |     | •   |  |      | 13-0071      |         |    |    | 20 | 68 | 80   |      |    |    |     |     |     |
|                                 |    | 91-   |     |   | •  |      | 14-0026      |         |    |    | 21 | 73 | 91   |      |    |    |     |     |     |
|                                 |    | 91-   |     | •   |  |      | 15-1081      |         | 22 | 22 | 50 | 81 | 50   |      |    |    |     | 4   | 2   |
|                                 |  | 91-   |     |   | •  |      | 16-1028      |         | 24 | 22 | 35 | 82 |      |      |    |    |     |     |     |
|                                 |  | 91-   | L   |   |  |      |              | 17-0179 |    | 22 | 22 | 24 | 81   | 81,5 |    | 77 | 60  | 602 | s3  |
| 91-                             |   | R   |     |   |  |      | 17-0180      |         | 22 | 22 | 24 | 81 | 81,5 |      | 77 | 60 | 853 | s3  |     |
| 1.3 (46 kW) Eng. 2108           |  | 88-   |     | •   |  |      | 13-0071      |         |    |    | 20 | 68 | 80   |      |    |    |     |     |     |
|                                 |  | 88-   |     |   | •  |      | 14-0026      |         |    |    | 21 | 73 | 91   |      |    |    |     |     |     |
|                                 |  | 88-   |     | •   |  |      | 15-1081      |         | 22 | 22 | 50 | 81 | 50   |      |    |    |     | 4   | 2   |
|                                 |  | 88-   |     |   | •  |      | 16-1028      |         | 24 | 22 | 35 | 82 |      |      |    |    |     |     |     |
|                                 |  | 88-   | L   |   |  |      |              | 17-0179 |    | 22 | 22 | 24 | 81   | 81,5 |    | 77 | 60  | 602 | s3  |
| 88-                             |   | R   |     |   |  |      | 17-0180      |         | 22 | 22 | 24 | 81 | 81,5 |      | 77 | 60 | 853 | s3  |     |












































































| <b>Beta (828B) '73-'82</b>                 |   |    | L/R |    |    | NOTE | METELLI ref. | ABS | A  | B  | C    | D   | E  | F | H | I | L | M  | Fig |
|--|---|---|-----|---|--|------|--------------|-----|----|----|------|-----|----|---|---|---|---|----|-----|
| 1.3 (61 kW) Eng. 828AC.3/ BB.3             |    | 9/72-81   |     | •   |  |      | 13-0089      |     |    |    | 25   | 86  | 96 |   |   |   |   |    |     |
|  |    | 9/72-81   |     |   | •  |      | 14-0002      |     |    |    | 25   | 62  | 81 |   |   |   |   |    |     |
|  |    | 9/72-81   |     | •   |  |      | 15-1103      |     | 25 | 25 | 54,5 | 90  | 47 |   |   |   |   | 11 | 2   |
|  |    | 9/72-81   |     |   | •  |      | 16-1002      |     |    | 25 |      | 100 |    |   |   |   |   |    |     |
| 1.4 (66 kW) Eng. 828A2.000/ B2.000         |    | 81-84   |     | •   |  |      | 13-0089      |     |    |    | 25   | 86  | 96 |   |   |   |   |    |     |
|  |    | 81-84   |     |   | •  |      | 14-0002      |     |    |    | 25   | 62  | 81 |   |   |   |   |    |     |
|  |    | 81-84   |     | •   |  |      | 15-1103      |     | 25 | 25 | 54,5 | 90  | 47 |   |   |   |   | 11 | 2   |
|  |    | 81-84   |     |   | •  |      | 16-1002      |     |    | 25 |      | 100 |    |   |   |   |   |    |     |
| 1.6 (74 kW) Eng. 132AB/ 828B.000           |    | 9/72-84   |     | •   |  | M/T  | 13-0089      |     |    |    | 25   | 86  | 96 |   |   |   |   |    |     |
|  |    | 9/72-84   |     |   | •  | M/T  | 14-0002      |     |    |    | 25   | 62  | 81 |   |   |   |   |    |     |
|  |    | 9/72-84   |     | •   |  | M/T  | 15-1103      |     | 25 | 25 | 54,5 | 90  | 47 |   |   |   |   | 11 | 2   |
|  |    | 9/72-84   |     |   | •  | M/T  | 16-1002      |     |    | 25 |      | 100 |    |   |   |   |   |    |     |
| 1.8 (81 kW) Eng. 828A1.000/ AB/ AC/ AF/ AS |    | 9/72-76   |     | •   |  |      | 13-0089      |     |    |    | 25   | 86  | 96 |   |   |   |   |    |     |
|  |    | 9/72-76   |     |   | •  |      | 14-0002      |     |    |    | 25   | 62  | 81 |   |   |   |   |    |     |
|  |    | 9/72-76   |     | •   |  |      | 15-1103      |     | 25 | 25 | 54,5 | 90  | 47 |   |   |   |   | 11 | 2   |
|  |    | 9/72-76   |     |   | •  |      | 16-1002      |     |    | 25 |      | 100 |    |   |   |   |   |    |     |
| 2.0 (85-88 kW) Eng. 828B1.000              |    | 9/72-84   |     | •   |  | M/T  | 13-0089      |     |    |    | 25   | 86  | 96 |   |   |   |   |    |     |
|  |    | 9/72-84   |     |   | •  | M/T  | 14-0002      |     |    |    | 25   | 62  | 81 |   |   |   |   |    |     |
|  |   | 9/72-84   |     | •   |  | M/T  | 15-1103      |     | 25 | 25 | 54,5 | 90  | 47 |   |   |   |   | 11 | 2   |
|  |  | 9/72-84   |     |   | •  | M/T  | 16-1002      |     |    | 25 |      | 100 |    |   |   |   |   |    |     |
| <b>Beta Coupe (828BC) '76-'84</b>          |   |  | L/R |  |  | NOTE | METELLI ref. | ABS | A  | B  | C    | D   | E  | F | H | I | L | M  | Fig |
| 2.0 (85-88 kW) Eng. 828B1.000              |  | 9/72-84   |     | •   |  | M/T  | 13-0089      |     |    |    | 25   | 86  | 96 |   |   |   |   |    |     |
|  |  | 9/72-84   |     |   | •  | M/T  | 14-0002      |     |    |    | 25   | 62  | 81 |   |   |   |   |    |     |
|  |  | 9/72-84   |     | •   |  | M/T  | 15-1103      |     | 25 | 25 | 54,5 | 90  | 47 |   |   |   |   | 11 | 2   |
|  |  | 9/72-84   |     |   | •  | M/T  | 16-1002      |     |    | 25 |      | 100 |    |   |   |   |   |    |     |
| <b>Beta H.P.E. (828BF) '76-'84</b>         |   |  | L/R |  |  | NOTE | METELLI ref. | ABS | A  | B  | C    | D   | E  | F | H | I | L | M  | Fig |
| 2.0 (85-88 kW) Eng. 828B1.000              |  | 9/72-84   |     | •   |  | M/T  | 13-0089      |     |    |    | 25   | 86  | 96 |   |   |   |   |    |     |
|  |  | 9/72-84   |     |   | •  | M/T  | 14-0002      |     |    |    | 25   | 62  | 81 |   |   |   |   |    |     |
|  |  | 9/72-84   |     | •   |  | M/T  | 15-1103      |     | 25 | 25 | 54,5 | 90  | 47 |   |   |   |   | 11 | 2   |
|  |  | 9/72-84   |     |   | •  | M/T  | 16-1002      |     |    | 25 |      | 100 |    |   |   |   |   |    |     |































| Beta H.P.E. (828BF) '76-'84                      |   |  | L/R |  |  | NOTE        | METELLI ref. | ABS | A  | B  | C    | D   | E   | F | H  | I | L   | M   | Fig |
|--|---|---|-----|---|--|-------------|--------------|-----|----|----|------|-----|-----|---|----|---|-----|-----|-----|
| 2.0 i.e. (90 kW) Eng. 828B4.000                  |    | 9/72-84   |     | •   |  | M/T         | 13-0089      |     |    |    | 25   | 86  | 96  |   |    |   |     |     |     |
|  |    | 9/72-84   |     |   | •  | M/T         | 14-0002      |     |    |    | 25   | 62  | 81  |   |    |   |     |     |     |
|  |    | 9/72-84   |     | •   |  | M/T         | 15-1103      |     | 25 | 25 | 54,5 | 90  | 47  |   |    |   |     | 11  | 2   |
|  |    | 9/72-84   |     |   | •  | M/T         | 16-1002      |     |    | 25 |      | 100 |     |   |    |   |     |     |     |
| Beta Monte Carlo (137AS, 137BS) '80-'81          |   |  | L/R |  |  | NOTE        | METELLI ref. | ABS | A  | B  | C    | D   | E   | F | H  | I | L   | M   | Fig |
| 2.0 (88 kW) Eng. 134AS.000                       |    | 80-81   |     |   | •  |             | 14-0002      |     |    |    | 25   | 62  | 81  |   |    |   |     |     |     |
|  |    | 80-81   |     |   | •  |             | 16-1002      |     |    | 25 |      | 100 |     |   |    |   |     |     |     |
| Dedra (835) '89-'99                              |   |  | L/R |  |  | NOTE        | METELLI ref. | ABS | A  | B  | C    | D   | E   | F | H  | I | L   | M   | Fig |
| 1.6 16v, SW (76 kW) Eng. 182A4.000/ 182B6.000    |    | 96-   |     | •   |  | +/-ABS      | 13-0167      |     |    |    | 20   | 75  | 105 |   |    |   |     |     |     |
|  |    | 96-   |     | •   |  | +ABS        | 15-1210      | 44  | 25 | 22 | 52   | 87  | 47  |   |    |   |     | 4   | 3   |
|  |    | 96-   |     | •   |  | -ABS        | 15-1209      |     | 25 | 22 | 52   | 83  | 47  |   |    |   |     | 4   | 3   |
| 1.6 i.e. (55 kW) Eng. 835A1.000/ 835C1.000       |    | 7/94-   |     | •   |  | +/-ABS, M/T | 13-0538      |     |    |    | 20   | 68  | 80  |   |    |   |     |     |     |
|  |    | 93-6/94   |     | •   |  | -ABS, M/T   | 13-0016      |     |    |    | 20   | 68  | 80  |   |    |   |     |     |     |
|  |    | 7/94-   |     | •   |  | +ABS        | 15-1106      | 44  | 22 | 20 | 71,6 | 80  | 40  |   |    |   |     | 4a  | 3   |
|  |    | 7/94-   |     | •   |  | -ABS, M/T   | 15-1105      |     | 22 | 20 | 71,6 | 80  | 40  |   |    |   |     | 4a  | 3   |
|  |    | 93-6/94   |     | •   |  | -ABS, M/T   | 15-1013      |     | 22 | 20 | 71,6 | 80  | 40  |   |    |   |     | 4a  | 3   |
| 1.6 i.e. (57 kW) Eng. 835A1.046                  |    | 89-93   |     | •   |  | -ABS, M/T   | 13-0016      |     |    |    | 20   | 68  | 80  |   |    |   |     |     |     |
|  |   | 89-93   |     | •   |  | -ABS, M/T   | 15-1013      |     | 22 | 20 | 71,6 | 80  | 40  |   |    |   |     | 4a  | 3   |
| 1.6, SW (66 kW) Eng. 159B9.000                   |  | 7/94-   |     | •   |  | +/-ABS, M/T | 13-0538      |     |    |    | 20   | 68  | 80  |   |    |   |     |     |     |
|  |  | 7/94-   |     | •   |  | +ABS        | 15-1106      | 44  | 22 | 20 | 71,6 | 80  | 40  |   |    |   |     | 4a  | 3   |
|  |  | 7/94-   |     | •   |  | -ABS, M/T   | 15-1105      |     | 22 | 20 | 71,6 | 80  | 40  |   |    |   |     | 4a  | 3   |
| 1.8 16v, SW (83-96 kW) Eng. 183A1.000/ 183A2.000 |  | 96-   |     | •   |  | +ABS        | 13-0020      |     |    |    | 25   | 86  | 96  |   |    |   |     |     |     |
|  |  | 96-   |     | •   |  | -ABS        | 13-0092      |     |    |    | 25   | 86  | 96  |   |    |   |     |     |     |
|  |  | 96-   |     | •   |  | +ABS        | 15-1110      | 44  | 25 | 25 | 52   | 90  | 47  |   |    |   |     | 4   | 2   |
|  |  | 96-   |     | •   |  | -ABS        | 15-1109      |     | 25 | 25 | 52   | 90  | 47  |   |    |   |     | 4   | 2   |
|  |  | 96-   | L/R |   |  | -ABS        | 17-0223      |     | 25 | 25 |      | 90  | 100 |   | 85 |   | 468 | s10 |     |

































| Dedra (835) '89-'99   |   |  | L/R   |  |  | NOTE        | METELLI ref. | ABS     | A       | B  | C  | D  | E   | F   | H  | I  | L   | M   | Fig |   |
|---|---|---|---|---|---|-------------|--------------|---------|---------|----|----|----|-----|-----|----|----|-----|-----|-----|---|
| 1.8 i.e. (66-55 kW) Eng. 835C5.000  |    | 7/94-   |   | ●   |   | -ABS, M/T   | 13-0092      |         |         |    | 25 | 86 | 96  |     |    |    |     |     |     |   |
|   |   | 93-   |   | ●   |   | +ABS, M/T   | 13-0020      |         |         |    | 25 | 86 | 96  |     |    |    |     |     |     |   |
|   |   | 93-6/94   |   | ●   |   | -ABS, M/T   | 13-0033      |         |         |    | 20 | 75 | 105 |     |    |    |     |     |     |   |
|   |    | 93-6/94   |   |   | ●   |             |              | 14-0002 |         |    |    | 25 | 62  | 81  |    |    |     |     |     |   |
|   |   |  | 7/94-   |   | ●   |             | +ABS, M/T    | 15-1110 | 44      | 25 | 25 | 52 | 90  | 47  |    |    |     |     | 4   | 2 |
|   |   |   | 7/94-   |   | ●   |             | -ABS, M/T    | 15-1109 |         | 25 | 25 | 52 | 90  | 47  |    |    |     |     | 4   | 2 |
|   |   |   | 93-6/94   |   | ●   |             | +ABS         | 15-1093 | 44      | 25 | 25 | 52 | 90  | 47  |    |    |     |     | 4   | 2 |
|   |   |   | 93-6/94   |   | ●   |             | -ABS, M/T    | 15-1032 |         | 25 | 25 | 52 | 85  | 47  |    |    |     |     | 4   | 2 |
|   |   |  | 93-6/94   |   |   | ●           |              | 16-1002 |         |    | 25 |    | 100 |     |    |    |     |     |     |   |
|   |   | 1.8 i.e., SW (74-77-80 kW) Eng. 835A2.000/<br>835A2.046/ 836A5.000                |  | 94-99   |   | ●           |              | +ABS    | 13-0020 |    |    |    | 25  | 86  | 96 |    |     |     |     |   |
| 94-99   |   |   |   | ●   |   | -ABS        | 13-0033      |         |         |    | 20 | 75 | 105 |     |    |    |     |     |     |   |
|  | 94-99   |   |   | ●   |   | +ABS        | 15-1110      | 44      | 25      | 25 | 52 | 90 | 47  |     |    |    |     | 4   | 2   |   |
|   | 94-99   |   |   | ●   |   | -ABS        | 15-1032      |         | 25      | 25 | 52 | 85 | 47  |     |    |    |     | 4   | 2   |   |
|  | 94-99   |   | L/R   |   |   | -ABS        | 17-0223      |         | 25      | 25 |    | 90 | 100 |     | 85 |    | 468 | s10 |     |   |
| 1.9 TDS, SW (55-66 kW) Eng. 160D1.000/<br>835A4.000/ .046                         |    | 4/89-   |   | ●   |   | +ABS        | 13-0020      |         |         |    | 25 | 86 | 96  |     |    |    |     |     |     |   |
|   |   | 4/89-   |   | ●   |   | -ABS, M/T   | 13-0033      |         |         |    | 20 | 75 | 105 |     |    |    |     |     |     |   |
|   |    | 4/89-   |   |   | ●   |             | M/T          | 14-0002 |         |    |    | 25 | 62  | 81  |    |    |     |     |     |   |
|   |   |  | 4/89-   |   | ●   |             | +ABS         | 15-1093 | 44      | 25 | 25 | 52 | 90  | 47  |    |    |     |     | 4   | 2 |
|   | 4/89-   |   |   | ●   |   | -ABS, M/T   | 15-1032      |         | 25      | 25 | 52 | 85 | 47  |     |    |    |     | 4   | 2   |   |
|   |   | 4/89-   |   |   | ●   |             | M/T          | 16-1002 |         |    | 25 |    | 100 |     |    |    |     |     |     |   |
|   |  | 7/94-   | L/R   |   |   |             | -ABS         | 17-0223 |         | 25 | 25 |    | 90  | 100 |    | 85 |     | 468 | s10 |   |
| 2.0 16v, SW, Integrale (102 kW) Eng. 836A3.000                                    |  | 94-99   |   | ●   |   | +ABS, M/T   | 13-0020      |         |         |    | 25 | 86 | 96  |     |    |    |     |     |     |   |
|   |   | 94-99   |   | ●   |   | -ABS, M/T   | 13-0092      |         |         |    | 25 | 86 | 96  |     |    |    |     |     |     |   |
|   |  | 94-99   |   | ●   |   | +ABS, M/T   | 15-1110      | 44      | 25      | 25 | 52 | 90 | 47  |     |    |    |     | 4   | 2   |   |
|   |   | 94-99   |   | ●   |   | -ABS, M/T   | 15-1109      |         | 25      | 25 | 52 | 90 | 47  |     |    |    |     | 4   | 2   |   |
|   |  | 94-99   | L/R   |   |   | -ABS        | 17-0223      |         | 25      | 25 |    | 90 | 100 |     | 85 |    | 468 | s10 |     |   |
| 2.0 i.e. (83 kW) Eng. 835A5.046   |  | 4/89-   |   | ●   |   | +/-ABS, M/T | 13-0020      |         |         |    | 25 | 86 | 96  |     |    |    |     |     |     |   |
|   |   | 7/94-   |   | ●   |   | -ABS, M/T   | 13-0092      |         |         |    | 25 | 86 | 96  |     |    |    |     |     |     |   |
|   |  | 4/89-6/94   |   |   | ●   |             | -ABS, M/T    | 14-0002 |         |    |    | 25 | 62  | 81  |    |    |     |     |     |   |
|   |   | 4/89-6/94   |   | ●   |   | -ABS, M/T   | 15-1016      |         | 25      | 25 | 52 | 90 | 47  |     |    |    |     | 4   | 2   |   |
|   |  | 7/94-   |   | ●   |   | +ABS, M/T   | 15-1110      | 44      | 25      | 25 | 52 | 90 | 47  |     |    |    |     | 4   | 2   |   |
|   |   | 7/94-   |   | ●   |   | -ABS, M/T   | 15-1109      |         | 25      | 25 | 52 | 90 | 47  |     |    |    |     | 4   | 2   |   |
|   |  | 4/89-6/94   |   |   | ●   |             | -ABS, M/T    | 16-1002 |         |    | 25 |    | 100 |     |    |    |     |     |     |   |

| Delta I (831AB0) '79-'94   |   |  | L/R |  |  | NOTE | METELLI ref. | ABS | A  | B  | C    | D    | E   | F | H | I | L | M  | Fig |  |
|--|---|---|-----|---|--|------|--------------|-----|----|----|------|------|-----|---|---|---|---|----|-----|--|
| 1.3 (55 kW) Eng. 831A2.000/ 831B.000                                 |    | 9/79-8/92   |     | •   |  |      | 13-0002      |     |    |    | 20   | 68   | 80  |   |   |   |   |    |     |  |
|  |    | 9/79-8/92   |     | •   |  |      | 15-1002      |     | 22 | 20 | 48,1 | 80   | 55  |   |   |   |   | 4  | 3   |  |
| 1.3 (58 kW) Eng. 831A1.000/ A2.000/ AB.000                           |    | 9/79-8/92   |     | •   |  |      | 13-0002      |     |    |    | 20   | 68   | 80  |   |   |   |   |    |     |  |
|  |    | 9/79-8/92   |     | •   |  |      | 15-1002      |     | 22 | 20 | 48,1 | 80   | 55  |   |   |   |   | 4  | 3   |  |
| 1.5 (62-63 kW) Eng. 138A1.000/ A3.000/ 831A1.000/ B1.000             |    | 9/79-92   |     | •   | M/T  |      | 13-0003      |     |    |    | 20   | 75   | 105 |   |   |   |   |    |     |  |
|  |    | 9/79-92   |     | •   | M/T  |      | 14-0002      |     |    |    | 25   | 62   | 81  |   |   |   |   |    |     |  |
|  |    | 9/79-92   |     | •   | M/T  |      | 15-1003      |     | 22 | 25 | 48,1 | 85   | 58  |   |   |   |   | 4  | 2   |  |
|  |    | 9/79-92   |     | •   | M/T  |      | 16-1002      |     |    | 25 |      | 100  |     |   |   |   |   |    |     |  |
| 1.6 GT (66-77-79-80-97 kW) Eng. 149C2.000/ 831A4.000/ B4.000/ B7.000 |    | 86-88   |     | •   | M/T  |      | 13-0003      |     |    |    | 20   | 75   | 105 |   |   |   |   |    |     |  |
|  |    | 86-88   |     | •   | M/T  |      | 14-0002      |     |    |    | 25   | 62   | 81  |   |   |   |   |    |     |  |
|  |    | 86-88   |     | •   | M/T  |      | 15-1003      |     | 22 | 25 | 48,1 | 85   | 58  |   |   |   |   | 4  | 2   |  |
|  |    | 86-88   |     | •   | M/T  |      | 16-1002      |     |    | 25 |      | 100  |     |   |   |   |   |    |     |  |
| 2.0 16v HF Evo Integrale (155-158-186 kW) Eng. 831E5.000/ 831E5.046  |    | 93-   |     | •   | +ABS   |      | 13-0020      |     |    |    | 25   | 86   | 96  |   |   |   |   |    |     |  |
|  |    | 93-   |     | •   | +ABS   |      | 15-1110      | 44  | 25 | 25 | 52   | 90   | 47  |   |   |   |   | 4  | 2   |  |
| 2.0 16v HF Integrale (144-147 kW) Eng. 831D5.000                     |    | 89-91   |     | •   | +ABS, FWD, M/T   |      | 13-0020      |     |    |    | 25   | 86   | 96  |   |   |   |   |    |     |  |
|  |    | 89-91   |     | •   | +ABS, FWD, M/T   |      | 15-1095      | 90  | 25 | 25 | 52   | 90   | 47  |   |   |   |   | 4  | 2   |  |
| Delta II (836) '93-'99   |   |  | L/R |  |  | NOTE | METELLI ref. | ABS | A  | B  | C    | D    | E   | F | H | I | L | M  | Fig |  |
| 1.4 i.e. (51 kW) Eng. 160A1.046/ 836A4.000                           |    | 94-99   |     | •   | +/-ABS   |      | 13-0538      |     |    |    | 20   | 68   | 80  |   |   |   |   |    |     |  |
|  |   | 94-99   |     | •   | +ABS   |      | 15-1106      | 44  | 22 | 20 | 71,6 | 80   | 40  |   |   |   |   | 4a | 3   |  |
|  |  | 94-99   |     | •   | -ABS   |      | 15-1105      |     | 22 | 20 | 71,6 | 80   | 40  |   |   |   |   | 4a | 3   |  |
| 1.6 16v (76 kW) Eng. 182A4.000/ 182B6.000                            |  | 2/96-   |     | •   | +/-ABS   |      | 13-0091      |     |    |    | 20   | 68   | 80  |   |   |   |   |    |     |  |
|  |  | 2/96-   |     | •   | +ABS   |      | 15-1227      | 44  | 22 | 22 | 46   | 79,8 | 40  |   |   |   |   | 4a | 3   |  |
|  |  | 2/96-   |     | •   | -ABS   |      | 15-1226      |     | 22 | 22 | 46   | 80   | 40  |   |   |   |   | 4a | 3   |  |
| 1.6 i.e. (55 kW) Eng. 835A1.000/ 835C1.000                           |  | 6/93-   |     | •   | +/-ABS   |      | 13-0538      |     |    |    | 20   | 68   | 80  |   |   |   |   |    |     |  |
|  |  | 2/96-   |     | •   | +ABS   |      | 15-1227      | 44  | 22 | 22 | 46   | 79,8 | 40  |   |   |   |   | 4a | 3   |  |
|  |  | 2/96-   |     | •   | -ABS   |      | 15-1226      |     | 22 | 22 | 46   | 80   | 40  |   |   |   |   | 4a | 3   |  |
|  |  | 6/93-12/95  |     | •   | +ABS   |      | 15-1106      | 44  | 22 | 20 | 71,6 | 80   | 40  |   |   |   |   | 4a | 3   |  |
|  |  | 6/93-12/95  |     | •   | -ABS   |      | 15-1105      |     | 22 | 20 | 71,6 | 80   | 40  |   |   |   |   | 4a | 3   |  |
| 1.6 i.e. (66 kW) Eng. 182A6.000                                      |  | 2/96-   |     | •   | +/-ABS   |      | 13-0091      |     |    |    | 20   | 68   | 80  |   |   |   |   |    |     |  |
|  |  | 2/96-   |     | •   | +ABS   |      | 15-1227      | 44  | 22 | 22 | 46   | 79,8 | 40  |   |   |   |   | 4a | 3   |  |
|  |  | 2/96-   |     | •   | -ABS   |      | 15-1226      |     | 22 | 22 | 46   | 80   | 40  |   |   |   |   | 4a | 3   |  |




























| <b>Delta II (836) '93-'99</b>                                       |   |    | L/R |    |    | NOTE      | METELLI ref.   | ABS | A  | B  | C  | D  | E   | F | H  | I | L | M   | Fig |  |
|---|---|---|-----|---|---|-----------|----------------|-----|----|----|----|----|-----|---|----|---|---|-----|-----|--|
| 1.8 16v GT (83-96 kW) Eng. 183A1.000/<br>183A2.000/ 182A2.000       |    | 96-   |     | ●   |   | +/-ABS    | <b>13-0149</b> |     |    |    | 25 | 86 | 96  |   |    |   |   |     |     |  |
|   |    | 96-   |     | ●   |   | +ABS      | <b>15-1212</b> | 44  | 25 | 25 | 52 | 90 | 47  |   |    |   |   | 4   | 3   |  |
|   |    | 96-   |     | ●   |   | -ABS      | <b>15-1211</b> |     | 25 | 25 | 52 | 90 | 47  |   |    |   |   | 4   | 3   |  |
|   |    | 96-   | L/R |   |   | +ABS, HPE | <b>17-0244</b> | 44  | 25 | 25 |    | 90 | 100 |   | 85 |   |   | 478 | s10 |  |
|   |    | 96-   | L/R |   |   | -ABS, HPE | <b>17-0243</b> |     | 25 | 25 |    | 90 | 100 |   | 85 |   |   | 485 | s10 |  |
| 1.8 i.e. (66-76 kW) Eng. 835C2.000/ C4.000/<br>836A6.000/ 836C4.000 |    | 94-   |     | ●   |   | +ABS, M/T | <b>13-0020</b> |     |    |    | 25 | 86 | 96  |   |    |   |   |     |     |  |
|   |    | 94-   |     | ●   |   | -ABS, M/T | <b>13-0092</b> |     |    |    | 25 | 86 | 96  |   |    |   |   |     |     |  |
|   |    | 94-   |     | ●   |   | +ABS, M/T | <b>15-1110</b> | 44  | 25 | 25 | 52 | 90 | 47  |   |    |   |   | 4   | 2   |  |
|   |    | 94-   |     | ●   |   | -ABS, M/T | <b>15-1109</b> |     | 25 | 25 | 52 | 90 | 47  |   |    |   |   | 4   | 2   |  |
| 1.9 TD (66 kW) Eng. 160D1.000/ 835A4.000                            |    | 10/94-  |     | ●   |   | +ABS, M/T | <b>13-0020</b> |     |    |    | 25 | 86 | 96  |   |    |   |   |     |     |  |
|   |    | 10/94-  |     | ●   |   | -ABS, M/T | <b>13-0092</b> |     |    |    | 25 | 86 | 96  |   |    |   |   |     |     |  |
|   |    | 10/94-  |     | ●   |   | +ABS, M/T | <b>15-1110</b> | 44  | 25 | 25 | 52 | 90 | 47  |   |    |   |   | 4   | 2   |  |
|   |    | 10/94-  |     | ●   |   | -ABS, M/T | <b>15-1109</b> |     | 25 | 25 | 52 | 90 | 47  |   |    |   |   | 4   | 2   |  |
|   |    | 10/94-  | L/R |   |   | +ABS      | <b>17-0244</b> | 44  | 25 | 25 |    | 90 | 100 |   | 85 |   |   | 478 | s10 |  |
|   |    | 10/94-  | L/R |   |   | -ABS      | <b>17-0243</b> |     | 25 | 25 |    | 90 | 100 |   | 85 |   |   | 485 | s10 |  |
| 2.0 16v (102 kW) Eng. 836A3.000                                     |    | 6/93-   |     | ●   |   | +ABS      | <b>13-0020</b> |     |    |    | 25 | 86 | 96  |   |    |   |   |     |     |  |
|   |    | 6/93-   |     | ●   |   | -ABS      | <b>13-0092</b> |     |    |    | 25 | 86 | 96  |   |    |   |   |     |     |  |
|   |    | 6/93-   |     | ●   |   | +ABS      | <b>15-1110</b> | 44  | 25 | 25 | 52 | 90 | 47  |   |    |   |   | 4   | 2   |  |
|   |    | 6/93-   |     | ●   |   | -ABS      | <b>15-1109</b> |     | 25 | 25 | 52 | 90 | 47  |   |    |   |   | 4   | 2   |  |
|   |   | 6/93-   | L/R |   |   | +ABS      | <b>17-0244</b> | 44  | 25 | 25 |    | 90 | 100 |   | 85 |   |   | 478 | s10 |  |
|   |  | 6/93-   | L/R |   |   | -ABS      | <b>17-0243</b> |     | 25 | 25 |    | 90 | 100 |   | 85 |   |   | 485 | s10 |  |
| 2.0 16v T. (137-142 kW) Eng. 175A4.000/<br>836A2.000                |  | 93-99   |     | ●   |   | +ABS      | <b>13-0020</b> |     |    |    | 25 | 86 | 96  |   |    |   |   |     |     |  |
|   |  | 93-99   |     | ●   |   | -ABS      | <b>13-0092</b> |     |    |    | 25 | 86 | 96  |   |    |   |   |     |     |  |
|   |  | 93-99   |     | ●   |   | +ABS      | <b>15-1110</b> | 44  | 25 | 25 | 52 | 90 | 47  |   |    |   |   | 4   | 2   |  |
|   |  | 93-99   |     | ●   |   | -ABS      | <b>15-1109</b> |     | 25 | 25 | 52 | 90 | 47  |   |    |   |   | 4   | 2   |  |
|   |  | 93-99   | L/R |   |   | +ABS      | <b>17-0244</b> | 44  | 25 | 25 |    | 90 | 100 |   | 85 |   |   | 478 | s10 |  |
|   |  | 93-99   | L/R |   |   | -ABS      | <b>17-0243</b> |     | 25 | 25 |    | 90 | 100 |   | 85 |   |   | 485 | s10 |  |
| <b>Delta III (844) '08-</b>   |   |  | L/R |  |  | NOTE      | METELLI ref.   | ABS | A  | B  | C  | D  | E   | F | H  | I | L | M   | Fig |  |
| 1.4 T-Jet (110 kW) Eng. 19854H.000                                  |  | 08-   |     | ●   |   | M/T+A/T   | <b>13-0191</b> |     |    |    | 25 | 90 | 107 |   |    |   |   |     |     |  |
|   |  | 08-   |     | ●   |   | M/T+A/T   | <b>15-1387</b> |     | 25 | 26 | 51 | 91 | 48  |   |    |   |   | 4   | 1   |  |
| 1.4 T-Jet (88 kW) Eng. 198A4.000                                    |  | 08-   |     | ●   |   | M/T+A/T   | <b>13-0191</b> |     |    |    | 25 | 90 | 107 |   |    |   |   |     |     |  |
|   |  | 08-   |     | ●   |   | M/T+A/T   | <b>15-1387</b> |     | 25 | 26 | 51 | 91 | 48  |   |    |   |   | 4   | 1   |  |
















































| <b>Kappa (838A,B), SW '94-'01</b>                    |   |  | L/R |  |  | NOTE                                | METELLI ref.   | ABS | A  | B  | C  | D    | E   | F  | H    | I    | L   | M   | Fig |
|--|---|---|-----|---|--|-------------------------------------|----------------|-----|----|----|----|------|-----|----|------|------|-----|-----|-----|
| 3.0 24v, Coupe (150 kW) Eng. 838B.000                |    | 8/94-01   |     | •   |  | +ABS                                | <b>13-0133</b> |     |    |    | 24 | 92   | 84  |    |      |      |     |     |     |
|  |    | -01   |     | •   |  | Ch 2084919-                         | <b>15-1300</b> |     | 27 | 28 | 59 | 98   | 47  |    |      |      |     | 4   | 3   |
|  |   | 8/94-   |     | •   |  | +ABS, Ch -2084918                   | <b>15-1152</b> | 44  | 27 | 28 | 56 | 98   | 46  |    |      |      |     | 4   | 3   |
| <b>Lybra (839AX,BX), SW '99-</b>                     |   |  | L/R |  |  | NOTE                                | METELLI ref.   | ABS | A  | B  | C  | D    | E   | F  | H    | I    | L   | M   | Fig |
| 1.6 16v (76 kW) Eng. 182A4.000/ 182B6.000            |    | 4/99-   |     | •   |  |                                     | <b>13-0217</b> |     |    |    | 20 | 75   | 105 |    |      |      |     |     |     |
|  |    | 4/99-   |     | •   |  |                                     | <b>15-1306</b> |     | 25 | 22 | 51 | 83   | 47  |    |      |      |     | 4   | 3   |
| 1.8 16v (96 kW) Eng. 839A4.000/ 839A7.000/ 839A9.000 |    | 9/99-   |     | •   |  |                                     | <b>13-0149</b> |     |    |    | 25 | 86   | 96  |    |      |      |     |     |     |
|  |    | 99-   |     | •   |  |                                     | <b>14-0019</b> |     |    |    | 25 | 62   | 81  |    |      |      |     |     |     |
|  |    | 9/99-   |     | •   |  |                                     | <b>15-1258</b> |     | 25 | 25 | 51 | 90   | 47  |    |      |      |     | 4   | 3   |
|  |    | 99-   |     | •   |  |                                     | <b>16-1020</b> |     |    | 25 |    | 100  |     |    |      |      |     |     |     |
| 1.9 JTD (77 kW) Eng. AR32302                         |    | 10/99-9/00  |     | •   |  |                                     | <b>13-0133</b> |     |    |    | 24 | 92   | 84  |    |      |      |     |     |     |
|  |    | 10/99-9/00  |     | •   |  |                                     | <b>15-1244</b> |     | 25 | 28 | 59 | 98   | 47  |    |      |      |     | 4   | 3   |
| 1.9 JTD (81-85 kW) Eng. AR37101/ 937A2.000           |    | 9/00-5/01   |     | •   |  |                                     | <b>13-0133</b> |     |    |    | 24 | 92   | 84  |    |      |      |     |     |     |
|  |    | 9/00-5/01   |     | •   |  |                                     | <b>15-1244</b> |     | 25 | 28 | 59 | 98   | 47  |    |      |      |     | 4   | 3   |
|  |    | 00-01   | L   |   |  | M/T                                 | <b>17-0713</b> |     | 25 |    |    | 98   | 108 |    | 84   |      |     | 511 |     |
|  |   | 00-01   | R   |   |  | M/T                                 | <b>17-0714</b> |     | 25 |    |    | 98   | 108 |    | 84   |      |     | 526 |     |
|  |   | 5/01-   | L   |   |  | M/T, Ch 0137878-, Active sensor ABS | <b>17-0934</b> |     | 25 |    | 25 | 91   | 86  | 43 | 84   | 75   | 617 |     |     |
|  |   | 5/01-   | R   |   |  | M/T, Ch 0137878-, Active sensor ABS | <b>17-0935</b> |     | 25 |    | 25 | 91   | 86  | 43 | 84   | 377  | 935 |     |     |
| 2.0 20v (110 kW) Eng. 185A8.000                      |    | 00-   |     | •   |  |                                     | <b>13-0179</b> |     |    |    | 25 | 86   | 96  |    |      |      |     |     |     |
|  |  | 00-   |     | •   |  |                                     | <b>15-1245</b> |     | 25 | 25 | 59 | 89   | 47  |    |      |      |     | 4   | 3   |
| 2.0 20v (113 kW) Eng. 182B7.000                      |  | 10/99-  |     | •   |  |                                     | <b>13-0149</b> |     |    |    | 25 | 86   | 96  |    |      |      |     |     |     |
|  |  | 10/99-  |     | •   |  |                                     | <b>15-1258</b> |     | 25 | 25 | 51 | 90   | 47  |    |      |      |     | 4   | 3   |
| 2.4 20v Blindata (125 kW) Eng. 192A2.000             |  | 02-   |     | •   |  |                                     | <b>13-0093</b> |     |    |    | 25 | 90   | 107 |    |      |      |     |     |     |
|  |  | 02-   |     | •   |  |                                     | <b>15-1440</b> |     | 25 | 26 | 59 | 90,9 | 48  |    |      |      |     | 4   | 1   |
| 2.4 JTD (103-110 kW) Eng. 839A6.000/ 841C.000        |  | 00-   |     | •   |  |                                     | <b>13-0093</b> |     |    |    | 25 | 90   | 107 |    |      |      |     |     |     |
|  |  | 00-   |     | •   |  |                                     | <b>15-1440</b> |     | 25 | 26 | 59 | 90,9 | 48  |    |      |      |     | 4   | 1   |
|  |  | 00-   | L   |   |  |                                     | <b>17-0190</b> |     | 25 |    | 25 | 91   | 86  |    | 84   | 90,8 | 572 | s3  |     |
|  |   | 00-   | R   |   |  |                                     | <b>17-0485</b> |     | 25 |    | 25 | 91   | 86  |    | 84,5 | 468  | 980 | s6  |     |
































| Lybra (839AX,BX), SW '99-               |    | L/R    |  |  | NOTE | METELLI ref. | ABS     | A  | B  | C    | D    | E    | F   | H | I    | L    | M   | Fig |  |  |
|---|---|--------|---|---|------|--------------|---------|----|----|------|------|------|-----|---|------|------|-----|-----|--|--|
| 2.4 JTD (99 kW) Eng. 839A5.000/ AR32501 |    | 7/99-  |   | •   |      | 13-0093      |         |    |    | 25   | 90   | 107  |     |   |      |      |     |     |  |  |
|   |    | 7/99-  |   | •   |      | 15-1440      |         | 25 | 26 | 59   | 90,9 | 48   |     |   |      |      | 4   | 1   |  |  |
|   |    | 7/99-  | L   |   |      |              | 17-0190 |    | 25 |      | 25   | 91   | 86  |   | 84   | 90,8 | 572 | s3  |  |  |
|   |   | 7/99-  | R   |   |      |              | 17-0485 |    | 25 |      | 25   | 91   | 86  |   | 84,5 | 468  | 980 | s6  |  |  |
| Musa I (184) '04-'10                    |    | L/R    |  |  | NOTE | METELLI ref. | ABS     | A  | B  | C    | D    | E    | F   | H | I    | L    | M   | Fig |  |  |
| 1.3 D MJT (70 kW) Eng. 199B1.000        |    | 09-    |   | •   |      | 13-0287      |         |    |    | 25   | 78   | 130  |     |   |      |      |     |     |  |  |
|   |    | 09-    |   | •   |      | 15-1449      |         | 25 | 24 | 51   | 84   | 46   |     |   |      |      | 4   | 1   |  |  |
| 1.3 MJT (51 kW) Eng. 188A9.000          |    | 04-    |   | •   |      | 13-0317      |         |    |    | 20   | 78   | 103  |     |   |      |      |     |     |  |  |
|   |    | 04-    |   | •   |      | 14-0019      |         |    |    | 25   | 62   | 81   |     |   |      |      |     |     |  |  |
|   |    | 04-    |   | •   |      | 15-1458      |         | 25 | 23 | 51   | 82   | 42   |     |   |      |      | 4   | 1   |  |  |
|   |    | 04-    |   | •   |      | 16-1020      |         |    | 25 |      |      | 100  |     |   |      |      |     |     |  |  |
|   |    | 04-    | L   |   |      | M/T          | 17-0674 |    | 25 |      |      | 82   | 100 |   | 85   |      | 501 |     |  |  |
|   |   | 04-    | R   |   |      | M/T          | 17-0675 |    | 25 |      |      | 82   | 100 |   | 85   |      | 521 |     |  |  |
| 1.3 MJT 16v (66 kW) Eng. 199A3.000      |    | 08-    |   | •   |      | 13-0287      |         |    |    | 25   | 78   | 130  |     |   |      |      |     |     |  |  |
|   |    | 08-    |   | •   |      | 15-1449      |         | 25 | 24 | 51   | 84   | 46   |     |   |      |      | 4   | 1   |  |  |
|   |    | 7/08-  | L   |   |      | M/T          | 17-0846 |    | 25 | 24   |      | 84,5 | 82  |   | 84,4 | 69   | 585 | s3  |  |  |
|   |   | 7/08-  | R   |   |      | M/T          | 17-0847 |    | 25 | 24   |      | 84,5 | 82  |   | 84,4 | 379  | 901 | s4  |  |  |
| 1.3 MJT 16v (68 kW)                     |    | 09-    |   | •   |      | 13-0287      |         |    |    | 25   | 78   | 130  |     |   |      |      |     |     |  |  |
|   |    | 09-    |   | •   |      | 15-1449      |         | 25 | 24 | 51   | 84   | 46   |     |   |      |      | 4   | 1   |  |  |
| 1.4 (57 kW) Eng. 350A1.000              |   | 05-    |   | •   |      | 13-0216      |         |    |    | 20   | 68   | 80   |     |   |      |      |     |     |  |  |
|   |  | 05-    |   | •   |      | 15-1296      |         | 22 | 21 | 51   | 75   | 40   |     |   |      |      | 4a  | 1   |  |  |
| 1.4 16v (70 kW) Eng. 843A1.000          |  | 10/04- |   | •   |      | 13-0216      |         |    |    | 20   | 68   | 80   |     |   |      |      |     |     |  |  |
|   |  | 10/04- |   | •   |      | 15-1296      |         | 22 | 21 | 51   | 75   | 40   |     |   |      |      | 4a  | 1   |  |  |
| 1.4 16v AUSTRIA (66 kW) Eng. 192B2.000  |  | 10/04- |   | •   |      | 13-0216      |         |    |    | 20   | 68   | 80   |     |   |      |      |     |     |  |  |
|   |  | 10/04- |   | •   |      | 15-1296      |         | 22 | 21 | 51   | 75   | 40   |     |   |      |      | 4a  | 1   |  |  |
| 1.6 MJT (88 kW) Eng. 350A2.000          |  | 08-    |   | •   |      | 13-0378      |         |    |    | 25   | 90   | 107  |     |   |      |      |     |     |  |  |
|   |  | 08-    |   | •   |      | 15-1550      |         | 25 | 26 | 50,9 | 90,9 | 48   |     |   |      |      | 4   | 1   |  |  |
| 1.9 Multijet (74 kW) Eng. 188B2.000     |  | 10/04- |   | •   |      | 13-0287      |         |    |    | 25   | 78   | 130  |     |   |      |      |     |     |  |  |
|   |  | 10/04- |   | •   |      | 15-1449      |         | 25 | 24 | 51   | 84   | 46   |     |   |      |      | 4   | 1   |  |  |
|   |  | 10/04- | L   |   |      | M/T          | 17-0982 |    | 25 |      | 34   | 84,5 | -   | - | -    | 56,5 | 608 |     |  |  |
|   |   | 10/04- | R   |   |      | M/T          | 17-0983 |    | 25 |      | 34   | 84,5 | -   | - | -    | 300  | 874 |     |  |  |






















































| <b>Musa II '10-</b>                                 |   |  | L/R |  |  | NOTE       | METELLI ref. | ABS | A  | B  | C    | D     | E   | F | H | I | L | M | Fig |   |
|---|---|---|-----|---|--|------------|--------------|-----|----|----|------|-------|-----|---|---|---|---|---|-----|---|
| 1.4 (57 kW) Eng. 350A1.000                          |    | 10-   |     | •   |  |            | 13-0216      |     |    |    | 20   | 68    | 80  |   |   |   |   |   |     |   |
|   |    | 10-   |     | •   |  |            | 15-1296      |     | 22 | 21 | 51   | 75    | 40  |   |   |   |   |   | 4a  | 1 |
| 1.4 16v (70 kW) Eng. 843A1.000                      |    | 10-   |     | •   |  |            | 13-0216      |     |    |    | 20   | 68    | 80  |   |   |   |   |   |     |   |
|   |    | 10-   |     | •   |  |            | 15-1296      |     | 22 | 21 | 51   | 75    | 40  |   |   |   |   |   | 4a  | 1 |
| 1.4 GPL (57 kW) Eng. 350A1.000                      |    | 10-   |     | •   |  |            | 13-0216      |     |    |    | 20   | 68    | 80  |   |   |   |   |   |     |   |
|   |    | 10-   |     | •   |  |            | 15-1296      |     | 22 | 21 | 51   | 75    | 40  |   |   |   |   |   | 4a  | 1 |
| 1.6 MJT 16v (88 kW) Eng. 350A2.000                  |    | 10-   |     | •   |  |            | 13-0378      |     |    |    | 25   | 90    | 107 |   |   |   |   |   |     |   |
|   |    | 10-   |     | •   |  |            | 15-1550      |     | 25 | 26 | 50,9 | 90,9  | 48  |   |   |   |   |   | 4   | 1 |
| <b>Phedra (179) '02-</b>                            |   |  | L/R |  |  | NOTE       | METELLI ref. | ABS | A  | B  | C    | D     | E   | F | H | I | L | M | Fig |   |
| 2.0 JTD (80 kW) Eng. RHW(DW10ATED4)                 |    | 02-   |     | •   |  | Vett 9920- | 13-0342      |     |    |    | 26   | 86    | 138 |   |   |   |   |   |     |   |
|   |    | 02-   |     | •   |  | Vett 9920- | 15-1494      |     | 27 | 28 | 58   | 92    | 49  |   |   |   |   |   | 11  | 1 |
| 2.2 JTD (94 kW) Eng. 4HW(DW12ATED4)                 |    | 02-   |     | •   |  | Vett -9962 | 13-0343      |     |    |    | 26   | 86    | 138 |   |   |   |   |   |     |   |
|   |   | 02-   |     | •   |  | Vett 9962- | 13-0342      |     |    |    | 26   | 86    | 138 |   |   |   |   |   |     |   |
|   |    | 02-   |     | •   |  | Vett -9962 | 15-1495      |     | 27 | 29 | 57,9 | 101,4 | 49  |   |   |   |   |   | 11  | 1 |
|   |   | 02-   |     | •   |  | Vett 9962- | 15-1494      |     | 27 | 28 | 58   | 92    | 49  |   |   |   |   |   | 11  | 1 |
| <b>Prisma (831AB0) '82-'92</b>                      |   |  | L/R |  |  | NOTE       | METELLI ref. | ABS | A  | B  | C    | D     | E   | F | H | I | L | M | Fig |   |
| 1.3 (58 kW) Eng. 831A1.000/ A2.000/ AB.000          |    | 83-2/92   |     | •   |  | A/T        | 13-0003      |     |    |    | 20   | 75    | 105 |   |   |   |   |   |     |   |
|   |   | 83-2/92   |     | •   |  | M/T        | 13-0002      |     |    |    | 20   | 68    | 80  |   |   |   |   |   |     |   |
|   |   | 83-2/92   |     | •   |  | A/T        | 15-1003      |     | 22 | 25 | 48,1 | 85    | 58  |   |   |   |   |   | 4   | 2 |
|   |   | 83-2/92   |     | •   |  | M/T        | 15-1002      |     | 22 | 20 | 48,1 | 80    | 55  |   |   |   |   |   | 4   | 3 |
| 1.5 (55 kW) Eng. 831B1.048/ 138C2.048               |  | 8/85-89   |     | •   |  | A/T        | 13-0003      |     |    |    | 20   | 75    | 105 |   |   |   |   |   |     |   |
|   |   | 8/85-89   |     | •   |  | M/T        | 13-0002      |     |    |    | 20   | 68    | 80  |   |   |   |   |   |     |   |
|   |  | 8/85-89   |     | •   |  | A/T        | 15-1003      |     | 22 | 25 | 48,1 | 85    | 58  |   |   |   |   |   | 4   | 2 |
|   |   | 8/85-89   |     | •   |  | M/T        | 15-1002      |     | 22 | 20 | 48,1 | 80    | 55  |   |   |   |   |   | 4   | 3 |
| 1.5 (59-62-63 kW) Eng. 831B1.000/ A1.000/ 138A2/ A3 |  | 86-89   |     | •   |  | A/T        | 13-0003      |     |    |    | 20   | 75    | 105 |   |   |   |   |   |     |   |
|   |   | 86-89   |     | •   |  | M/T        | 13-0002      |     |    |    | 20   | 68    | 80  |   |   |   |   |   |     |   |
|   |  | 86-89   |     | •   |  | A/T        | 15-1003      |     | 22 | 25 | 48,1 | 85    | 58  |   |   |   |   |   | 4   | 2 |
|   |   | 86-89   |     | •   |  | M/T        | 15-1002      |     | 22 | 20 | 48,1 | 80    | 55  |   |   |   |   |   | 4   | 3 |





























| <b>Prisma (831AB0) '82-'92</b>  |   |    | L/R     |   |   | NOTE                       | METELLI ref.               | ABS     | A  | B  | C    | D   | E   | F  | H | I | L | M  | Fig |   |
|---|---|---|---------|--|---|----------------------------|----------------------------|---------|----|----|------|-----|-----|----|---|---|---|----|-----|---|
| 1.6 (73 kW) Eng. 831B6.000  |    | 86-89   |         | •  |   | M/T                        | 13-0003                    |         |    |    | 20   | 75  | 105 |    |   |   |   |    |     |   |
|   |    | 86-89   |         |  | •   | M/T                        | 14-0002                    |         |    |    | 25   | 62  | 81  |    |   |   |   |    |     |   |
|   |    | 86-89   |         | •  |   | M/T                        | 15-1003                    |         | 22 | 25 | 48,1 | 85  | 58  |    |   |   |   | 4  | 2   |   |
|   |    | 86-89   |         |  | •   | M/T                        | 16-1002                    |         |    | 25 |      | 100 |     |    |   |   |   |    |     |   |
| 1.6 GT (66-77-79-80-97 kW) Eng. 149C2.000/<br>831A4.000/ B4.000/ B7.000 |    | 82-86   |         | •  |   | M/T                        | 13-0003                    |         |    |    | 20   | 75  | 105 |    |   |   |   |    |     |   |
|   |    | 82-86   |         |  | •   | M/T                        | 14-0002                    |         |    |    | 25   | 62  | 81  |    |   |   |   |    |     |   |
|   |    | 82-86   |         | •  |   | M/T                        | 15-1003                    |         | 22 | 25 | 48,1 | 85  | 58  |    |   |   |   | 4  | 2   |   |
|   |    | 82-86   |         |  | •   | M/T                        | 16-1002                    |         |    | 25 |      | 100 |     |    |   |   |   |    |     |   |
| 1.9 D (48 kW) Eng. 831D.000   |    | 83-89   |         | •  |   | M/T                        | 13-0003                    |         |    |    | 20   | 75  | 105 |    |   |   |   |    |     |   |
|   |    | 83-89   |         |  | •   | M/T                        | 14-0002                    |         |    |    | 25   | 62  | 81  |    |   |   |   |    |     |   |
|   |    | 83-89   |         | •  |   | M/T                        | 15-1003                    |         | 22 | 25 | 48,1 | 85  | 58  |    |   |   |   | 4  | 2   |   |
|   |    | 83-89   |         |  | •   | M/T                        | 16-1002                    |         |    | 25 |      | 100 |     |    |   |   |   |    |     |   |
| 1.9 TD (59 kW) Eng. 831D1.000   |    | 5/85-89   |         | •  |   | M/T                        | 13-0003                    |         |    |    | 20   | 75  | 105 |    |   |   |   |    |     |   |
|   |    | 5/85-89   |         |  | •   | M/T                        | 14-0002                    |         |    |    | 25   | 62  | 81  |    |   |   |   |    |     |   |
|   |    | 5/85-89   |         | •  |   | M/T                        | 15-1003                    |         | 22 | 25 | 48,1 | 85  | 58  |    |   |   |   | 4  | 2   |   |
|   |    | 5/85-89   |         |  | •   | M/T                        | 16-1002                    |         |    | 25 |      | 100 |     |    |   |   |   |    |     |   |
| 2.0 i.e. 4WD (85 kW) Eng. 831B4.000                                     |    | 4/86-12/89  |         |  | •   | FWD                        | 14-0002                    |         |    |    | 25   | 62  | 81  |    |   |   |   |    |     |   |
|   |    | 4/86-12/89  |         |  | •   | FWD                        | 16-1002                    |         |    | 25 |      | 100 |     |    |   |   |   |    |     |   |
| <b>Thema (834) '84-'97</b>  |   |   | L/R     |  |  | NOTE                       | METELLI ref.               | ABS     | A  | B  | C    | D   | E   | F  | H | I | L | M  | Fig |   |
| 2.0 i.e. (83 kW) Eng. 834B.048  |  | 7/87-88   |         | •  |   | -ABS, M/T+A/T, Ch 0176745- | 13-0092                    |         |    |    | 25   | 86  | 96  |    |   |   |   |    |     |   |
|   |   | 86-7/87   |         | •  |   | -ABS, M/T+A/T, Ch -0176744 | 13-0089                    |         |    |    | 25   | 86  | 96  |    |   |   |   |    |     |   |
|   |   | 86-88   |         | •  |   | +ABS, M/T+A/T              | 13-0020                    |         |    |    | 25   | 86  | 96  |    |   |   |   |    |     |   |
|   |  | 86-88   |         |  | •   |                            | -ABS, M/T+A/T, Ch -0176744 | 14-0002 |    |    |      | 25  | 62  | 81 |   |   |   |    |     |   |
|   |   |  | 7/87-88 |  | •   |                            | +ABS, M/T+A/T, Ch 0176745- | 15-1095 | 90 | 25 | 25   | 52  | 90  | 47 |   |   |   |    | 4   | 2 |
|   |   |   | 7/87-88 |  | •   |                            | -ABS, M/T+A/T, Ch 0176745- | 15-1109 |    | 25 | 25   | 52  | 90  | 47 |   |   |   |    | 4   | 2 |
|   | 86-7/87   |   |         | •  |   | +ABS, M/T+A/T, Ch -0176744 | 15-1094                    | 90      | 25 | 25 | 54,5 | 90  | 47  |    |   |   |   | 11 | 2   |   |
|   | 86-7/87   |   |         | •  |   | -ABS, M/T+A/T, Ch -0176744 | 15-1103                    |         | 25 | 25 | 54,5 | 90  | 47  |    |   |   |   | 11 | 2   |   |
|   |  | 86-88   |         |  | •   | -ABS, M/T+A/T, Ch -0176744 | 16-1002                    |         |    | 25 |      | 100 |     |    |   |   |   |    |     |   |

| Thema (834) '84-'97   |    | L/R   |  |  | NOTE                       | METELLI ref.               | ABS                        | A       | B  | C   | D    | E  | F  | H  | I | L | M | Fig |    |   |   |
|---|---|---|---|---|----------------------------|----------------------------|----------------------------|---------|----|-----|------|----|----|----|---|---|---|-----|----|---|---|
| 2.0 i.e. (85 kW) Eng. 834B.146  |    | 7/87-88   | ●   |   | -ABS, M/T+A/T, Ch 0176745- | 13-0092                    |                            |         |    | 25  | 86   | 96 |    |    |   |   |   |     |    |   |   |
|   |   | 7/87-94   | ●   |   | +/-ABS, M/T+A/T            | 13-0020                    |                            |         |    | 25  | 86   | 96 |    |    |   |   |   |     |    |   |   |
|   |    | 87-88   |   | ●   |                            | -ABS, M/T+A/T, Ch -0176744 | 14-0002                    |         |    |     | 25   | 62 | 81 |    |   |   |   |     |    |   |   |
|   |   |    | 1/93-94   | ●   |                            | +ABS, M/T+A/T              | 15-1155                    | 44      | 27 | 25  | 60   | 87 | 49 |    |   |   |   |     | 4  | 2 |   |
|   |   |   | 1/93-94   | ●   |                            |                            | -ABS                       | 15-1154 |    | 27  | 25   | 60 | 90 | 49 |   |   |   |     |    | 4 | 2 |
|   |   |   | 7/87-88   | ●   |                            |                            | +ABS, M/T+A/T, Ch 0176745- | 15-1095 | 90 | 25  | 25   | 52 | 90 | 47 |   |   |   |     |    | 4 | 2 |
|   | 7/87-88   | ●   |   |   | -ABS, M/T+A/T, Ch 0176745- | 15-1109                    |                            | 25      | 25 | 52  | 90   | 47 |    |    |   |   |   |     | 4  | 2 |   |
|   |    | 87-88   |   | ●   |                            | -ABS, M/T+A/T, Ch -0176744 | 16-1002                    |         | 25 |     | 100  |    |    |    |   |   |   |     |    |   |   |
| 2.0 i.e. T. (122-133 kW) Eng. 834C.000/<br>M601.AT200                             |    | 10/84-6/87  | ●   |   | -ABS, M/T+A/T, Ch -0176744 | 13-0089                    |                            |         |    | 25  | 86   | 96 |    |    |   |   |   |     |    |   |   |
|   |   | 10/84-94  | ●   |   | +/-ABS, M/T+A/T            | 13-0020                    |                            |         |    | 25  | 86   | 96 |    |    |   |   |   |     |    |   |   |
|   |   | 7/87-5/92   | ●   |   |                            | -ABS, M/T+A/T, Ch 0176745- | 13-0092                    |         |    |     | 25   | 86 | 96 |    |   |   |   |     |    |   |   |
|   |    | 10/84-6/87  |   | ●   |                            | -ABS, M/T+A/T, Ch -0176744 | 14-0002                    |         |    |     | 25   | 62 | 81 |    |   |   |   |     |    |   |   |
|   |   |    | 1/93-94   | ●   |                            | +ABS, M/T+A/T              | 15-1155                    | 44      | 27 | 25  | 60   | 87 | 49 |    |   |   |   |     | 4  | 2 |   |
|   |   |   | 1/93-94   | ●   |                            |                            | -ABS                       | 15-1154 |    | 27  | 25   | 60 | 90 | 49 |   |   |   |     |    | 4 | 2 |
|   |   | 10/84-6/87  | ●   |   |                            | -ABS, M/T+A/T, Ch -0176744 | 15-1103                    |         | 25 | 25  | 54,5 | 90 | 47 |    |   |   |   |     | 11 | 2 |   |
|   |   | 10/84-7/87  | ●   |   |                            | +ABS, M/T+A/T, Ch -0176744 | 15-1094                    | 90      | 25 | 25  | 54,5 | 90 | 47 |    |   |   |   |     | 11 | 2 |   |
|   |   | 7/87-5/92   | ●   |   |                            | +ABS, M/T+A/T, Ch 0176745- | 15-1095                    | 90      | 25 | 25  | 52   | 90 | 47 |    |   |   |   |     | 4  | 2 |   |
|   |   | 7/87-5/92   | ●   |   |                            | -ABS, M/T+A/T, Ch 0176745- | 15-1109                    |         | 25 | 25  | 52   | 90 | 47 |    |   |   |   |     | 4  | 2 |   |
|  | 10/84-6/87  |   | ●   |   | -ABS, M/T+A/T, Ch -0176744 | 16-1002                    |                            | 25      |    | 100 |      |    |    |    |   |   |   |     |    |   |   |
| 2.5 TDS, SW (74 kW) Eng. 8144.91  |    | 10/84-  | ●   |   | +ABS, M/T+A/T, Ch -0176744 | 13-0020                    |                            |         |    | 25  | 86   | 96 |    |    |   |   |   |     |    |   |   |
|   |   | 10/84-  | ●   |   | -ABS, M/T+A/T, Ch -0176744 | 13-0089                    |                            |         |    | 25  | 86   | 96 |    |    |   |   |   |     |    |   |   |
|   |  | 10/84-  |   | ●   |                            | -ABS, M/T+A/T, Ch -0176744 | 14-0002                    |         |    |     | 25   | 62 | 81 |    |   |   |   |     |    |   |   |
|   |   |  | 10/84-  | ●   |                            | +ABS, M/T+A/T, Ch -0176744 | 15-1094                    | 90      | 25 | 25  | 54,5 | 90 | 47 |    |   |   |   |     | 11 | 2 |   |
|   | 10/84-  |   | ●   |   |                            | -ABS, M/T+A/T, Ch -0176744 | 15-1103                    |         | 25 | 25  | 54,5 | 90 | 47 |    |   |   |   |     | 11 | 2 |   |
|   |  | 10/84-  |   | ●   |                            | -ABS, M/T+A/T, Ch -0176744 | 16-1002                    |         | 25 |     | 100  |    |    |    |   |   |   |     |    |   |   |
| 2.5 TDS, SW (85 kW) Eng. 8144.97Y   |  | 88-5/92   | ●   |   | -ABS, M/T+A/T, Ch 0176745- | 13-0092                    |                            |         |    | 25  | 86   | 96 |    |    |   |   |   |     |    |   |   |
|   |   | 88-94   | ●   |   | +ABS, M/T+A/T              | 13-0020                    |                            |         |    | 25  | 86   | 96 |    |    |   |   |   |     |    |   |   |
|   |  | 1/93-94   | ●   |   |                            | +ABS, M/T+A/T              | 15-1155                    | 44      | 27 | 25  | 60   | 87 | 49 |    |   |   |   |     | 4  | 2 |   |
|   |   | 88-5/92   | ●   |   |                            | +ABS, M/T+A/T, Ch 0176745- | 15-1095                    | 90      | 25 | 25  | 52   | 90 | 47 |    |   |   |   |     | 4  | 2 |   |
|   |   | 88-5/92   | ●   |   |                            | -ABS, M/T+A/T, Ch 0176745- | 15-1109                    |         | 25 | 25  | 52   | 90 | 47 |    |   |   |   |     | 4  | 2 |   |

| <b>Thema (834) '84-'97</b>         |   |    | L/R |    |    | NOTE          | METELLI ref. | ABS     | A  | B  | C    | D   | E  | F  | H | I  | L  | M   | Fig |  |
|------------------------------------|---|---|-----|---|---|---------------|--------------|---------|----|----|------|-----|----|----|---|----|----|-----|-----|--|
| 2.8 V6 i.e. (110 kW) Eng. 834E.000 |    | 10/84-6/87  |     | •   |   | -ABS, M/T+A/T | 13-0089      |         |    |    | 25   | 86  | 96 |    |   |    |    |     |     |  |
|                                    |    | 10/84-6/87  |     | •   |   | -ABS, M/T+A/T | 14-0002      |         |    |    | 25   | 62  | 81 |    |   |    |    |     |     |  |
|                                    |    | 10/84-6/87  |     | •   |   | -ABS, M/T+A/T | 15-1103      |         | 25 | 25 | 54,5 | 90  | 47 |    |   |    |    | 11  | 2   |  |
|                                    |    | 10/84-6/87  |     | •   |   | -ABS, M/T+A/T | 16-1002      |         |    | 25 |      | 100 |    |    |   |    |    |     |     |  |
| 3.0 V6, SW (126 kW) Eng. 834F.000  |    | 1/93-94   |     | •   |   | +/-ABS        | 13-0020      |         |    |    | 25   | 86  | 96 |    |   |    |    |     |     |  |
|                                    |    | 1/93-94   |     | •   |   | +ABS          | 15-1155      | 44      | 27 | 25 | 60   | 87  | 49 |    |   |    |    | 4   | 2   |  |
|                                    |    | 1/93-94   |     | •   |   | -ABS          | 15-1154      |         | 27 | 25 | 60   | 90  | 49 |    |   |    |    | 4   | 2   |  |
| <b>Trevi (828DB) '80-'87</b>       |   |    | L/R |    |    | NOTE          | METELLI ref. | ABS     | A  | B  | C    | D   | E  | F  | H | I  | L  | M   | Fig |  |
| 1.6 (74 kW) Eng. 828B.000          |    | 80-84   |     | •   |   |               | 13-0089      |         |    |    | 25   | 86  | 96 |    |   |    |    |     |     |  |
|                                    |    | 80-84   |     | •   |   |               | 14-0002      |         |    |    | 25   | 62  | 81 |    |   |    |    |     |     |  |
|                                    |    | 80-84   |     | •   |   |               | 15-1103      |         | 25 | 25 | 54,5 | 90  | 47 |    |   |    |    | 11  | 2   |  |
|                                    |    | 80-84   |     | •   |   |               | 16-1002      |         |    | 25 |      | 100 |    |    |   |    |    |     |     |  |
| 2.0 i.e. (90 kW) Eng. 828B4.000    |    | 80-84   |     | •   |   |               | 13-0089      |         |    |    | 25   | 86  | 96 |    |   |    |    |     |     |  |
|                                    |    | 80-84   |     | •   |   |               | 14-0002      |         |    |    | 25   | 62  | 81 |    |   |    |    |     |     |  |
|                                    |    | 80-84   |     | •   |   |               | 15-1103      |         | 25 | 25 | 54,5 | 90  | 47 |    |   |    |    | 11  | 2   |  |
|                                    |    | 80-84   |     | •   |   |               | 16-1002      |         |    | 25 |      | 100 |    |    |   |    |    |     |     |  |
| 2.0 Volumex (99 kW) Eng. 828B7.000 |    | 83-84   |     | •   |   |               | 13-0089      |         |    |    | 25   | 86  | 96 |    |   |    |    |     |     |  |
|                                    |   | 83-84   |     | •   |   |               | 14-0002      |         |    |    | 25   | 62  | 81 |    |   |    |    |     |     |  |
|                                    |  | 83-84   |     | •   |   |               | 15-1103      |         | 25 | 25 | 54,5 | 90  | 47 |    |   |    |    | 11  | 2   |  |
|                                    |  | 83-84   |     | •   |   |               | 16-1002      |         |    | 25 |      | 100 |    |    |   |    |    |     |     |  |
| <b>Y (840A) '95-'03</b>            |   |  | L/R |  |  | NOTE          | METELLI ref. | ABS     | A  | B  | C    | D   | E  | F  | H | I  | L  | M   | Fig |  |
| 1.1 (40 kW) Eng. 176B2.000         |  | 95-   |     | •   |   | +/-ABS        | 13-0538      |         |    |    | 20   | 68  | 80 |    |   |    |    |     |     |  |
|                                    |  | 95-   |     | •   |   | +ABS          | 15-1106      | 44      | 22 | 20 | 71,6 | 80  | 40 |    |   |    |    | 4a  | 3   |  |
|                                    |   | 95-   |     | •   |   | -ABS          | 15-1105      |         | 22 | 20 | 71,6 | 80  | 40 |    |   |    |    | 4a  | 3   |  |
|                                    |  | 96-   | L   |   |   |               | +ABS         | 17-0237 | 44 | 22 | 19   | 22  | 80 | 67 |   | 80 | 61 | 585 | s16 |  |
|                                    |   | 96-   | L   |   |   |               | -ABS         | 17-0235 |    | 22 | 19   | 22  | 80 | 67 |   | 80 | 61 | 585 | s16 |  |
|                                    |   | 96-   | R   |   |   |               | +ABS         | 17-0238 | 44 | 22 | 19   | 22  | 80 | 67 |   | 80 | 61 | 870 | s16 |  |
|                                    |   | 96-   | R   |   |   |               | -ABS         | 17-0236 |    | 22 | 19   | 22  | 80 | 67 |   | 80 | 61 | 870 | s16 |  |













| Y (840A) '95-'03                   |    | L/R   |  |  | NOTE                       | METELLI ref.           | ABS     | A  | B  | C    | D  | E  | F  | H  | I  | L   | M   | Fig |    |    |   |
|------------------------------------|---|-------|---|---|----------------------------|------------------------|---------|----|----|------|----|----|----|----|----|-----|-----|-----|----|----|---|
| 1.2 (44 kW) Eng. 840A3.000/ A4.000 |    | 96-   |   | ●   | +/-ABS, M/T                | 13-0538                |         |    |    | 20   | 68 | 80 |    |    |    |     |     |     |    |    |   |
|                                    |    | 96-   |   | ●   | +ABS, M/T                  | 15-1106                | 44      | 22 | 20 | 71,6 | 80 | 40 |    |    |    |     |     | 4a  | 3  |    |   |
|                                    |   | 96-   |   | ●   | -ABS, M/T                  | 15-1105                |         | 22 | 20 | 71,6 | 80 | 40 |    |    |    |     |     |     | 4a | 3  |   |
|                                    |    | 96-   | L   |   |                            | Ch 3359481-            | 17-0715 |    | 22 |      |    | 75 |    |    | 90 |     | 585 |     |    |    |   |
|                                    |   | 96-   | L   |   |                            | +ABS, Ch -3336902      | 17-0237 | 44 | 22 | 19   | 22 | 80 | 67 |    | 80 | 61  | 585 | s16 |    |    |   |
|                                    |   | 96-   | L   |   |                            | -ABS, Ch -3336902      | 17-0235 |    | 22 | 19   | 22 | 80 | 67 |    | 80 | 61  | 585 | s16 |    |    |   |
|                                    |   | 96-   | L   |   |                            | -ABS, 6Sp, Ch -3336902 | 17-0245 |    | 22 | 20   | 22 | 80 | 72 |    | 80 | 61  | 585 | s16 |    |    |   |
|                                    |   | 96-   | R   |   |                            | Ch 3359481-            | 17-0716 |    | 22 |      |    | 75 |    |    | 90 |     | 870 |     |    |    |   |
|                                    |   | 96-   | R   |   |                            | +ABS, Ch -3336902      | 17-0238 | 44 | 22 | 19   | 22 | 80 | 67 |    | 80 | 61  | 870 | s16 |    |    |   |
|                                    |   | 96-   | R   |   |                            | -ABS, Ch -3336902      | 17-0236 |    | 22 | 19   | 22 | 80 | 67 |    | 80 | 61  | 870 | s16 |    |    |   |
| 96-                                |   | R     |   |   | -ABS, 6Sp, Ch -3336902     | 17-0246                |         | 22 | 20 | 22   | 80 | 72 |    | 80 | 61 | 870 | s16 |     |    |    |   |
| 1.2 16v (59 kW) Eng. 188A5.000     |    | 00-   |   | ●   |                            | 13-0216                |         |    |    | 20   | 68 | 80 |    |    |    |     |     |     |    |    |   |
|                                    |    | 00-   |   | ●   |                            | 15-1296                |         | 22 | 21 | 51   | 75 | 40 |    |    |    |     |     | 4a  | 1  |    |   |
|                                    |    | 00-   | L   |   |                            | Ch 3395978-            | 17-0715 |    | 22 |      |    | 75 |    |    | 90 |     | 585 |     |    |    |   |
|                                    |   | 00-   | R   |   |                            | Ch 3395978-            | 17-0716 |    | 22 |      |    | 75 |    |    | 90 |     | 870 |     |    |    |   |
| 1.2 16v (63 kW) Eng. 176B9.000     |    | 97-00 |   | ●   | Vett 3395979-              | 13-0216                |         |    |    | 20   | 68 | 80 |    |    |    |     |     |     |    |    |   |
|                                    |   | 97-00 |   | ●   | +/-ABS, M/T, Vett -3336902 | 13-0538                |         |    |    | 20   | 68 | 80 |    |    |    |     |     |     |    |    |   |
|                                    |   | 97-00 |   | ●   | -ABS, M/T                  | 13-0535                |         |    |    | 20   | 68 | 80 |    |    |    |     |     |     |    |    |   |
|                                    |    | 97-00 |   | ●   | Vett 3336903-3395978       | 15-1309                |         | 22 | 20 | 51   | 80 | 40 |    |    |    |     |     |     | 4a | 3  |   |
|                                    |   | 97-00 |   | ●   | Vett 3395979-              | 15-1296                |         | 22 | 21 | 51   | 75 | 40 |    |    |    |     |     |     |    | 4a | 1 |
|                                    |   | 97-00 |   | ●   | +ABS, M/T, Vett -3336902   | 15-1106                | 44      | 22 | 20 | 71,6 | 80 | 40 |    |    |    |     |     |     |    | 4a | 3 |
|                                    |   | 97-00 |   | ●   | -ABS, M/T, Vett -3336902   | 15-1105                |         | 22 | 20 | 71,6 | 80 | 40 |    |    |    |     |     |     |    | 4a | 3 |
| 1.4 12v (55 kW) Eng. 840A4.000     |  | 96-   |   | ●   | +/-ABS, M/T+A/T            | 13-0538                |         |    |    | 20   | 68 | 80 |    |    |    |     |     |     |    |    |   |
|                                    |  | 96-   |   | ●   | +ABS, M/T+A/T              | 15-1106                | 44      | 22 | 20 | 71,6 | 80 | 40 |    |    |    |     |     |     | 4a | 3  |   |
|                                    |   | 96-   |   | ●   | -ABS, M/T+A/T              | 15-1105                |         | 22 | 20 | 71,6 | 80 | 40 |    |    |    |     |     |     |    | 4a | 3 |
|                                    |  | 96-   | L   |   |                            | -ABS, Ch -3336902      | 17-0245 |    | 22 | 20   | 22 | 80 | 72 |    | 80 | 61  | 585 | s16 |    |    |   |
|                                    |   | 96-   | R   |   |                            | -ABS, Ch -3336902      | 17-0236 |    | 22 | 19   | 22 | 80 | 67 |    | 80 | 61  | 870 | s16 |    |    |   |
| 1.4 12v (59 kW) Eng. 840A2.000     |  | 96-   |   | ●   | +/-ABS, M/T+A/T            | 13-0538                |         |    |    | 20   | 68 | 80 |    |    |    |     |     |     |    |    |   |
|                                    |  | 96-   |   | ●   | +ABS, M/T+A/T              | 15-1106                | 44      | 22 | 20 | 71,6 | 80 | 40 |    |    |    |     |     |     | 4a | 3  |   |
|                                    |   | 96-   |   | ●   | -ABS, M/T+A/T              | 15-1105                |         | 22 | 20 | 71,6 | 80 | 40 |    |    |    |     |     |     |    | 4a | 3 |
|                                    |  | 96-   | L   |   |                            | -ABS, Ch -3336902      | 17-0245 |    | 22 | 20   | 22 | 80 | 72 |    | 80 | 61  | 585 | s16 |    |    |   |
|                                    |   | 96-   | R   |   |                            | -ABS, Ch -3336902      | 17-0236 |    | 22 | 19   | 22 | 80 | 67 |    | 80 | 61  | 870 | s16 |    |    |   |

| <b>Y10 (156) '85-'95</b>                 |   |   | L/R |   |   | NOTE     | METELLI ref. | ABS | A  | B  | C    | D  | E  | F | H  | I  | L   | M  | Fig |  |
|--|---|--|-----|--|---|----------|--------------|-----|----|----|------|----|----|---|----|----|-----|----|-----|--|
| 1.0 Fire (32 kW) Eng. 156A2.100          |    | 85-91  |     | •  |   | FWD      | 13-0002      |     |    |    | 20   | 68 | 80 |   |    |    |     |    |     |  |
|  |    | 85-91  |     | •  |   | FWD      | 15-1019      |     | 20 | 20 | 43,1 | 80 | 55 |   |    |    |     | 4  | 3   |  |
| 1.0 Fire (33 kW) Eng. 156A2.000          |    | 85-89  |     | •  |   | FWD      | 13-0002      |     |    |    | 20   | 68 | 80 |   |    |    |     |    |     |  |
|  |    | 85-89  |     | •  |   | FWD      | 15-1019      |     | 20 | 20 | 43,1 | 80 | 55 |   |    |    |     | 4  | 3   |  |
| 1.0 Fire, 4WD (33 kW) Eng. 156A2.246     |    | 87-92  |     | •  |   | FWD      | 13-0002      |     |    |    | 20   | 68 | 80 |   |    |    |     |    |     |  |
|  |    | 87-92  |     | •  |   | FWD      | 15-1019      |     | 20 | 20 | 43,1 | 80 | 55 |   |    |    |     | 4  | 3   |  |
| 1.0 Fire, 4WD (37 kW) Eng. 146A2.166     |    | 1/85-92  |     | •  |   | FWD      | 13-0002      |     |    |    | 20   | 68 | 80 |   |    |    |     |    |     |  |
|  |    | 1/85-92  |     | •  |   | FWD      | 15-1019      |     | 20 | 20 | 43,1 | 80 | 55 |   |    |    |     | 4  | 3   |  |
| 1.1 Avenue, 4WD (40 kW) Eng. 176B2.000   |    | 95-  |     | •  |   | FWD, M/T | 13-0002      |     |    |    | 20   | 68 | 80 |   |    |    |     |    |     |  |
|  |    | 95-  |     | •  |   | FWD, M/T | 15-1019      |     | 20 | 20 | 43,1 | 80 | 55 |   |    |    |     | 4  | 3   |  |
| 1.1 i.e, 4WD (42 kW) Eng. 156C.000       |    | 89-92  |     | •  |   | FWD      | 13-0002      |     |    |    | 20   | 68 | 80 |   |    |    |     |    |     |  |
|  |    | 89-92  |     | •  |   | FWD      | 15-1019      |     | 20 | 20 | 43,1 | 80 | 55 |   |    |    |     | 4  | 3   |  |
| 1.1 i.e. Fire, 4WD (37 kW) Eng. 156C.046 |    | 89-95  |     | •  |   | FWD      | 13-0002      |     |    |    | 20   | 68 | 80 |   |    |    |     |    |     |  |
|  |    | 89-95  |     | •  |   | FWD      | 15-1019      |     | 20 | 20 | 43,1 | 80 | 55 |   |    |    |     | 4  | 3   |  |
| 1.3 i.e. Fire (53 kW) Eng. 146A5.046     |    | 87-  |     | •  |   |          | 13-0002      |     |    |    | 20   | 68 | 80 |   |    |    |     |    |     |  |
|  |    | 87-  |     | •  |   |          | 15-1019      |     | 20 | 20 | 43,1 | 80 | 55 |   |    |    |     | 4  | 3   |  |
| 1.3 i.e. Fire (53 kW) Eng. 156B.000      |    | 87-  |     | •  |   |          | 13-0002      |     |    |    | 20   | 68 | 80 |   |    |    |     |    |     |  |
|  |    | 87-  |     | •  |   |          | 15-1019      |     | 20 | 20 | 43,1 | 80 | 55 |   |    |    |     | 4  | 3   |  |
| <b>Ypsilon I (843) '03-</b>              |   |  | L/R |  |  | NOTE     | METELLI ref. | ABS | A  | B  | C    | D  | E  | F | H  | I  | L   | M  | Fig |  |
| 1.2 (51 kW) Eng. 169A4/ A5.000           |  | 10-  |     | •  |   |          | 13-0216      |     |    |    | 20   | 68 | 80 |   |    |    |     |    |     |  |
|  |  | 10-  |     | •  |   |          | 15-1296      |     | 22 | 21 | 51   | 75 | 40 |   |    |    |     | 4a | 1   |  |
| 1.2 16v (59 kW) Eng. 188A5.000           |  | 03-  |     | •  |   |          | 13-0216      |     |    |    | 20   | 68 | 80 |   |    |    |     |    |     |  |
|  |  | 03-  |     | •  |   |          | 15-1296      |     | 22 | 21 | 51   | 75 | 40 |   |    |    |     | 4a | 1   |  |
|  |  | 03-  | L   |  |   | M/T      | 17-0825      |     | 22 | 22 |      | 75 | 72 |   | 90 | 61 | 636 | s3 |     |  |
|  |  | 03-  | R   |  |   | M/T      | 17-0826      |     | 22 | 22 |      | 75 | 72 |   | 90 | 61 | 864 | s3 |     |  |
| 1.2 8v (44 kW) Eng. 188A4.000            |  | 03-  |     | •  |   |          | 13-0216      |     |    |    | 20   | 68 | 80 |   |    |    |     |    |     |  |
|  |  | 03-  |     | •  |   |          | 15-1296      |     | 22 | 21 | 51   | 75 | 40 |   |    |    |     | 4a | 1   |  |
|  |  | 03-  | L   |  |   | M/T      | 17-0825      |     | 22 | 22 |      | 75 | 72 |   | 90 | 61 | 636 | s3 |     |  |
|  |  | 03-  | R   |  |   | M/T      | 17-0826      |     | 22 | 22 |      | 75 | 72 |   | 90 | 61 | 864 | s3 |     |  |















| Ypsilon I (843) '03-               |   |  | L/R |  |  | NOTE            | METELLI ref. | ABS | A  | B  | C    | D    | E   | F  | H  | I   | L   | M   | Fig |
|------------------------------------|---|---|-----|---|---|-----------------|--------------|-----|----|----|------|------|-----|----|----|-----|-----|-----|-----|
| 1.3 MJT (51 kW) Eng. 188A9.000     |    | 8/03-   |     | •   |   |                 | 13-0310      |     |    |    | 22   | 76   | 113 |    |    |     |     |     |     |
|                                    |    | 8/03-   |     | •   |   |                 | 15-1448      | 25  | 28 | 51 | 83   | 48   |     |    |    |     |     | 4   | 3   |
|                                    |    | 03-   | L   |   |   | M/T, Delphi     | 17-0844      | 25  |    |    | 82,7 | 100  |     |    | 84 |     |     | 484 | s10 |
|                                    |   | 03-   | R   |   |   | M/T, Delphi     | 17-0845      | 25  |    |    | 82,7 | 100  |     |    | 84 |     |     | 505 | s10 |
| 1.3 MJT (55 kW) Eng. 199A2.000     |    | 06-   |     | •   |   |                 | 13-0310      |     |    |    | 22   | 76   | 113 |    |    |     |     |     |     |
|                                    |    | 06-   |     | •   |   |                 | 15-1448      | 25  | 28 | 51 | 83   | 48   |     |    |    |     |     | 4   | 3   |
| 1.3 MJT (77 kW) Eng. 843A2.000     |    | 08-   |     | •   |   |                 | 13-0287      |     |    |    | 25   | 78   | 130 |    |    |     |     |     |     |
|                                    |    | 08-   |     | •   |   |                 | 15-1449      | 25  | 24 | 51 | 84   | 46   |     |    |    |     |     | 4   | 1   |
| 1.3 MJT 16v (66 kW) Eng. 199A3.000 |    | 06-   |     | •   |   |                 | 13-0287      |     |    |    | 25   | 78   | 130 |    |    |     |     |     |     |
|                                    |    | 06-   |     | •   |   |                 | 15-1449      | 25  | 24 | 51 | 84   | 46   |     |    |    |     |     | 4   | 1   |
| 1.4 (57 kW) Eng. 350A1.000         |    | 06-   |     | •   |   |                 | 13-0216      |     |    |    | 20   | 68   | 80  |    |    |     |     |     |     |
|                                    |    | 06-   |     | •   |   |                 | 15-1296      | 22  | 21 | 51 | 75   | 40   |     |    |    |     |     | 4a  | 1   |
| 1.4 16v (70 kW) Eng. 843A1.000     |    | 03-   |     | •   |   |                 | 13-0216      |     |    |    | 20   | 68   | 80  |    |    |     |     |     |     |
|                                    |    | 03-   |     | •   |   |                 | 15-1296      | 22  | 21 | 51 | 75   | 40   |     |    |    |     |     | 4a  | 1   |
|                                    |    | 03-   | L   |   |   | M/T             | 17-0825      | 22  | 22 |    | 75   | 72   |     |    | 90 | 61  | 636 | s3  |     |
|                                    |   | 03-   | R   |   |   | M/T             | 17-0826      | 22  | 22 |    | 75   | 72   |     |    | 90 | 61  | 864 | s3  |     |
| 1.4 LPG (57 kW) Eng. 350A1.000     |    | 10-   |     | •   |   |                 | 13-0216      |     |    |    | 20   | 68   | 80  |    |    |     |     |     |     |
|                                    |    | 10-   |     | •   |   |                 | 15-1296      | 22  | 21 | 51 | 75   | 40   |     |    |    |     |     | 4a  | 1   |
| Zeta (220) '95-'02                 |   |  | L/R |  |  | NOTE            | METELLI ref. | ABS | A  | B  | C    | D    | E   | F  | H  | I   | L   | M   | Fig |
| 2.0 16v (100 kW) Eng. RFN(EW10J4)  |  | 00-02   |     | •   |   | +ABS            | 13-0170      |     |    |    | 25   | 86   | 96  |    |    |     |     |     |     |
|                                    |  | 00-02   |     | •   |   | +ABS            | 15-1222      | 48  | 27 | 34 | 58,6 | 89,9 | 49  |    |    |     |     | 11  | 2   |
|                                    |  | 00-02   | L   |   |   | +ABS, G.Box:BE3 | 17-0140      | 48  | 27 |    | 24   | 90   | 81  | 33 | 82 | 62  | 647 | s3  |     |
|                                    |   | 00-02   | L   |   |   | -ABS, G.Box:BE3 | 17-0138      |     | 27 |    | 24   | 90   | 81  | 33 | 82 | 62  | 647 | s3  |     |
|                                    |   | 00-02   | R   |   |   | +ABS, G.Box:BE3 | 17-0141      | 48  | 27 |    | 24   | 90   | 81  | 33 | 82 | 350 | 936 | s4  |     |
|                                    |   | 00-02   | R   |   |   | -ABS, G.Box:BE3 | 17-0139      |     | 27 |    | 24   | 90   | 81  | 33 | 82 | 350 | 936 | s4  |     |
| 2.0 16v (97 kW) Eng. RFV(XU10J4R)  |  | 98-00   |     | •   |   | +ABS            | 13-0170      |     |    |    | 25   | 86   | 96  |    |    |     |     |     |     |
|                                    |  | 98-00   |     | •   |   | +ABS            | 15-1222      | 48  | 27 | 34 | 58,6 | 89,9 | 49  |    |    |     |     | 11  | 2   |
|                                    |  | 98-00   | L   |   |   | +ABS, G.Box:BE3 | 17-0140      | 48  | 27 |    | 24   | 90   | 81  | 33 | 82 | 62  | 647 | s3  |     |
|                                    |   | 98-00   | L   |   |   | -ABS, G.Box:BE3 | 17-0138      |     | 27 |    | 24   | 90   | 81  | 33 | 82 | 62  | 647 | s3  |     |
|                                    |   | 98-00   | R   |   |   | +ABS, G.Box:BE3 | 17-0141      | 48  | 27 |    | 24   | 90   | 81  | 33 | 82 | 350 | 936 | s4  |     |
|                                    |   | 98-00   | R   |   |   | -ABS, G.Box:BE3 | 17-0139      |     | 27 |    | 24   | 90   | 81  | 33 | 82 | 350 | 936 | s4  |     |
































































## LANCIA

| Zeta (220) '95-'02                                 |   |  | L/R |  |  | NOTE | METELLI ref.     | ABS     | A  | B  | C  | D      | E    | F  | H    | I  | L    | M   | Fig |  |  |
|--|---|---|-----|---|--|------|------------------|---------|----|----|----|--------|------|----|------|----|------|-----|-----|--|--|
| 2.0 JTD, 16v (80 kW) Eng. RHW/<br>RHZ(DW10ATED/ 4) |  | 99-02   |     | ●   |  | +ABS | 13-0375          |         |    |    | 22 | 82     | 126  |    |      |    |      |     |     |  |  |
|  |  | 99-02   |     | ●   |  | +ABS | 15-1546          | 48      | 27 | 39 | 58 | 100,3  | 50   |    |      |    |      | 11  | 2   |  |  |
|  |  | 9/99-9/02   | L   |   |  |      | +ABS, M/T        | 17-0956 | 48 | 27 |    | 37     | 100  | 89 | 38,7 | -  | 68,5 | 632 |     |  |  |
|  |   | 9/99-9/02   | R   |   |  |      | +ABS, M/T        | 17-0957 | 48 | 27 |    | 37     | 100  | 89 | 38,7 | -  | 369  | 955 |     |  |  |
|  |   | 99-02   | L   |   |  |      | M/T              | 17-0672 |    | 27 | 37 |        | 100  | 89 | 38,7 |    | 68,5 | 632 |     |  |  |
|  |   | 99-02   | R   |   |  |      | M/T              | 17-0673 |    | 27 | 37 |        | 100  | 89 | 38,7 |    | 369  | 955 |     |  |  |
| 2.0 T. (108 kW) Eng. RGX(XU10J2CTE)                |  | 95-   |     | ●   |  | +ABS | 13-0172          |         |    |    | 28 | 95     | 85   |    |      |    |      |     |     |  |  |
|  |  | 95-   |     | ●   |  | +ABS | 15-1224          | 48      | 27 | 39 | 59 | 100,45 | 49,5 |    |      |    |      | 11  | 2   |  |  |
|  |  | 95-   | L   |   |  |      | +ABS, G.Box:ME5K | 17-0144 | 48 | 27 |    | 37     | 100  | 89 | 38,7 | 82 | 68,5 | 641 | s3  |  |  |
|  |   | 95-   | L   |   |  |      | -ABS, G.Box:ME5K | 17-0142 |    | 27 |    | 37     | 100  | 89 | 38,7 | 82 | 68,5 | 642 | s3  |  |  |
|  |   | 95-   | R   |   |  |      | +ABS, G.Box:ME5K | 17-0145 | 48 | 27 |    | 37     | 100  | 89 | 38,7 | 82 | 369  | 942 | s4  |  |  |
|  |   | 95-   | R   |   |  |      | -ABS, G.Box:ME5K | 17-0143 |    | 27 |    | 37     | 100  | 89 | 38,7 | 82 | 369  | 942 | s4  |  |  |
| 2.1 TD (80 kW) Eng. P8C                            |  | 96-99   |     | ●   |  | +ABS | 13-0172          |         |    |    | 28 | 95     | 85   |    |      |    |      |     |     |  |  |
|  |  | 96-99   |     | ●   |  | +ABS | 15-1224          | 48      | 27 | 39 | 59 | 100,45 | 49,5 |    |      |    |      | 11  | 2   |  |  |
|  |  | 96-99   | L   |   |  |      | +ABS, G.Box:ME5K | 17-0144 | 48 | 27 |    | 37     | 100  | 89 | 38,7 | 82 | 68,5 | 641 | s3  |  |  |
|  |   | 96-99   | L   |   |  |      | -ABS, G.Box:ME5K | 17-0142 |    | 27 |    | 37     | 100  | 89 | 38,7 | 82 | 68,5 | 642 | s3  |  |  |
|  |   | 96-99   | R   |   |  |      | +ABS, G.Box:ME5K | 17-0145 | 48 | 27 |    | 37     | 100  | 89 | 38,7 | 82 | 369  | 942 | s4  |  |  |
|  |   | 96-99   | R   |   |  |      | -ABS, G.Box:ME5K | 17-0143 |    | 27 |    | 37     | 100  | 89 | 38,7 | 82 | 369  | 942 | s4  |  |  |

## LAND ROVER

| Discovery III (TAA) '04-'09        |   |   | L/R |   |   | NOTE      | METELLI ref. | ABS     | A  | B  | C  | D   | E    | F    | H | I | L | M  | Fig |   |  |
|------------------------------------|---|---|-----|---|--|-----------|--------------|---------|----|----|----|-----|------|------|---|---|---|----|-----|---|--|
| 2.7 TD (140 kW) Eng. 276DT         |  | 04-09   |     | ●   |  | +ABS, M/T | 13-0474      |         |    |    | 27 | 98  | 140  |      |   |   |   |    |     |   |  |
|                                    |  | 04-09   |     | ●   |  | +ABS, M/T | 15-1702      | 48      | 29 | 27 | 74 | 100 | 58,9 |      |   |   |   | 11 | 1   |   |  |
| 4.0 V6 4WD (156-160 kW) Eng. 406PN |  | 04-   |     | ●   |  | +ABS      | 13-0474      |         |    |    | 27 | 98  | 140  |      |   |   |   |    |     |   |  |
|                                    |  | 04-   |     | ●   |  | +ABS      | 15-1702      | 48      | 29 | 27 | 74 | 100 | 58,9 |      |   |   |   | 11 | 1   |   |  |
| 4.4 (220 kW) Eng. 448PN            |  | 04-09   |     | ●   |  | +ABS      | 13-0474      |         |    |    | 27 | 98  | 140  |      |   |   |   |    |     |   |  |
|                                    |  | 04-09   |     | ●   |  | +ABS      | 15-1702      | 48      | 29 | 27 | 74 | 100 | 58,9 |      |   |   |   | 11 | 1   |   |  |
| Discovery IV (LA) '09-             |   |  | L/R |  |  | NOTE      | METELLI ref. | ABS     | A  | B  | C  | D   | E    | F    | H | I | L | M  | Fig |   |  |
| 2.7 TDV6 (140 kW) Eng. 27DDTX      |  | 09-   |     | ●   |  | +ABS, A/T | 13-0473      |         |    |    | 26 | 86  | 138  |      |   |   |   |    |     |   |  |
|                                    |   | 09-   |     | ●   |  | +ABS, M/T | 13-0474      |         |    |    | 27 | 98  | 140  |      |   |   |   |    |     |   |  |
|                                    |  | 09-   |     | ●   |  |           | +ABS, A/T    | 15-1701 | 48 | 29 | 26 | 74  | 90,8 | 58,9 |   |   |   |    | 11  | 1 |  |
|                                    |   | 09-   |     | ●   |  |           | +ABS, M/T    | 15-1702 | 48 | 29 | 27 | 74  | 100  | 58,9 |   |   |   |    | 11  | 1 |  |

| Discovery IV (LA) '09-                    |   |  | L/R |  |  | NOTE                         | METELLI ref. | ABS | A  | B  | C  | D    | E    | F  | H   | I  | L   | M  | Fig |
|---|---|---|-----|---|--|------------------------------|--------------|-----|----|----|----|------|------|----|-----|----|-----|----|-----|
| 3.0 SDV6 (188 kW) Eng. 30DDTX             |    | 11-   |     | ●   |  | +ABS, A/T, 6/8Sp             | 13-0473      |     |    |    | 26 | 86   | 138  |    |     |    |     |    |     |
|   |    | 11-   |     | ●   |  | +ABS, A/T, 6/8Sp             | 15-1701      | 48  | 29 | 26 | 74 | 90,8 | 58,9 |    |     |    |     | 11 | 1   |
| 3.0 TD (155 kW) Eng. 30DDTX               |    | 10-   |     | ●   |  | +ABS, A/T, 8Sp               | 13-0473      |     |    |    | 26 | 86   | 138  |    |     |    |     |    |     |
|   |    | 10-   |     | ●   |  | +ABS, A/T, 8Sp               | 15-1701      | 48  | 29 | 26 | 74 | 90,8 | 58,9 |    |     |    |     | 11 | 1   |
| 3.0 TDV6 (180 kW) Eng. 30DDTX             |    | 09-   |     | ●   |  | +ABS                         | 13-0473      |     |    |    | 26 | 86   | 138  |    |     |    |     |    |     |
|   |    | 09-   |     | ●   |  | +ABS                         | 15-1701      | 48  | 29 | 26 | 74 | 90,8 | 58,9 |    |     |    |     | 11 | 1   |
| 5.0 V8 (276 kW) Eng. 50SD4R/ 508PN        |    | 09-   |     | ●   |  | +ABS                         | 13-0474      |     |    |    | 27 | 98   | 140  |    |     |    |     |    |     |
|   |    | 09-   |     | ●   |  | +ABS                         | 15-1702      | 48  | 29 | 27 | 74 | 100  | 58,9 |    |     |    |     | 11 | 1   |
| Freelander I (LN) '98-'06                 |   |  | L/R |  |  | NOTE                         | METELLI ref. | ABS | A  | B  | C  | D    | E    | F  | H   | I  | L   | M  | Fig |
| 1.8 16v (86 kW) Eng. 18K16HOL/ HOU/ 18K4F |    | 00-   |     | ●   |  | +ABS, M/T                    | 13-0520      |     |    |    | 26 | 86   | 138  |    |     |    |     |    |     |
|   |    | 00-   |     | ●   |  | +ABS, M/T                    | 15-1537      | 60  | 28 | 32 | 56 | 92,4 | 53,5 |    |     |    |     | 1  | 2   |
|   |    | 00-2/06   | L/R |   |  | +ABS, M/T, Ch -1A999999      | 17-1048      | 60  | 28 |    | 25 | 92   | -    | -  | 85  | 57 | 613 |    |     |
|   |   | 00-2/06   | L/R |   |  | +ABS, RWD, M/T, Ch -1A999999 | 17-1049      | 60  |    |    |    |      |      |    |     |    |     |    |     |
| 1.8 16v, SoftTop (88 kW) Eng. 18K16       |    | 98-   |     | ●   |  | +ABS, M/T                    | 13-0520      |     |    |    | 26 | 86   | 138  |    |     |    |     |    |     |
|   |    | 98-   |     | ●   |  | +ABS, M/T                    | 15-1537      | 60  | 28 | 32 | 56 | 92,4 | 53,5 |    |     |    |     | 1  | 2   |
|   |    | 98-2/06   | L/R |   |  | +ABS, M/T, Ch -1A999999      | 17-1048      | 60  | 28 |    | 25 | 92   | -    | -  | 85  | 57 | 613 |    |     |
|   |   | 98-2/06   | L/R |   |  | +ABS, RWD, M/T, Ch -1A999999 | 17-1049      | 60  |    |    |    |      |      |    |     |    |     |    |     |
| 2.0 Di, Soft Top (72 kW) Eng. 20T2N       |    | 98-   |     | ●   |  | +ABS, M/T                    | 13-0520      |     |    |    | 26 | 86   | 138  |    |     |    |     |    |     |
|   |    | 98-   |     | ●   |  | +ABS, M/T                    | 15-1537      | 60  | 28 | 32 | 56 | 92,4 | 53,5 |    |     |    |     | 1  | 2   |
|   |  | 98-11/00  | L/R |   |  | +ABS, M/T, Ch -1A999999      | 17-1048      | 60  | 28 |    | 25 | 92   | -    | -  | 85  | 57 | 613 |    |     |
|   |   | 98-11/00  | L/R |   |  | +ABS, RWD, M/T, Ch -1A999999 | 17-1049      | 60  |    |    |    |      |      |    |     |    |     |    |     |
| 2.0 TD4 (80-82 kW) Eng. TD4/ M47R         |  | 00-   |     | ●   |  | +ABS, M/T                    | 13-0520      |     |    |    | 26 | 86   | 138  |    |     |    |     |    |     |
|   |  | 00-   |     | ●   |  | +ABS, M/T                    | 15-1537      | 60  | 28 | 32 | 56 | 92,4 | 53,5 |    |     |    |     | 1  | 2   |
|   |  | 00-2/06   | L/R |   |  | +ABS, RWD, M/T, Ch -1A999999 | 17-1049      | 60  |    |    |    |      |      |    |     |    |     |    |     |
|   |   | 11/00-2/06  | L   |   |  | +ABS, M/T, Ch -1A999999      | 17-1044      | 60  | 28 |    | 25 | 92   | -    | -  | 85  | 57 | 630 |    |     |
|   |   | 11/00-2/06  | L   |   |  | -ABS, M/T, Ch 2A000001-      | 17-1046      |     | 28 |    | 25 | 92   | -    | -  | 85  | 57 | 630 |    |     |
|   |   | 11/00-2/06  | R   |   |  | +ABS, M/T, Ch -1A999999      | 17-1045      | 60  | 28 |    | 25 | 92   | -    | -  | 85  | 57 | 595 |    |     |
| 11/00-2/06                                | R   |   |     | -ABS, M/T, Ch 2A000001-   | 17-1047  |                              | 28           |     | 25 | 92 | -  | -    | 85   | 57 | 595 |    |     |    |     |

| <b>Freelander I (LN) '98-'06</b>     |   |    | L/R |    |    | NOTE      | METELLI ref.                 | ABS            | A  | B  | C    | D     | E    | F | H | I  | L  | M   | Fig |  |
|--------------------------------------|---|---|-----|---|--|-----------|------------------------------|----------------|----|----|------|-------|------|---|---|----|----|-----|-----|--|
| 2.5 V6 (130 kW) Eng. 25K4F           |    | 00-   |     | •   |  | +ABS, M/T | <b>13-0520</b>               |                |    |    | 26   | 86    | 138  |   |   |    |    |     |     |  |
|                                      |    | 00-   |     | •   |  | +ABS, M/T | <b>15-1537</b>               | 60             | 28 | 32 | 56   | 92,4  | 53,5 |   |   |    |    | 1   | 2   |  |
|                                      |    | 00-2/06   | L/R |   |  |           | +ABS, RWD, M/T, Ch -1A999999 | <b>17-1049</b> | 60 |    |      |       |      |   |   |    |    |     |     |  |
|                                      |   | 11/00-2/06  | L   |   |  |           | +ABS, M/T, Ch -1A999999      | <b>17-1044</b> | 60 | 28 |      | 25    | 92   | - | - | 85 | 57 | 630 |     |  |
|                                      |   | 11/00-2/06  | L   |   |  |           | -ABS, M/T, Ch 2A000001-      | <b>17-1046</b> |    | 28 |      | 25    | 92   | - | - | 85 | 57 | 630 |     |  |
|                                      |   | 11/00-2/06  | R   |   |  |           | +ABS, M/T, Ch -1A999999      | <b>17-1045</b> | 60 | 28 |      | 25    | 92   | - | - | 85 | 57 | 595 |     |  |
|                                      |   | 11/00-2/06  | R   |   |  |           | -ABS, M/T, Ch 2A000001-      | <b>17-1047</b> |    | 28 |      | 25    | 92   | - | - | 85 | 57 | 595 |     |  |
| <b>Freelander II (FA) '06-</b>       |   |    | L/R |    |    | NOTE      | METELLI ref.                 | ABS            | A  | B  | C    | D     | E    | F | H | I  | L  | M   | Fig |  |
| 2.2 SD4 (140 kW) Eng. 22DDER         |    | 10-   |     | •   |  | FWD       | <b>13-0469</b>               |                |    |    | 27   | 98    | 140  |   |   |    |    |     |     |  |
|                                      |    | 10-   |     | •   |  | FWD       | <b>15-1696</b>               |                | 40 | 27 | 57,5 | 100   | 52,3 |   |   |    |    | 13  | 1   |  |
| 2.2 TD4 (110-112-115 kW) Eng. 224DT  |    | 07-   |     | •   |  | FWD       | <b>13-0469</b>               |                |    |    | 27   | 98    | 140  |   |   |    |    |     |     |  |
|                                      |    | 07-   |     | •   |  | FWD       | <b>15-1696</b>               |                | 40 | 27 | 57,5 | 100   | 52,3 |   |   |    |    | 13  | 1   |  |
| 2.2 TD4 (118 kW) Eng. 22DDER         |    | 06-   |     | •   |  | FWD       | <b>13-0469</b>               |                |    |    | 27   | 98    | 140  |   |   |    |    |     |     |  |
|                                      |    | 06-   |     | •   |  | FWD       | <b>15-1696</b>               |                | 40 | 27 | 57,5 | 100   | 52,3 |   |   |    |    | 13  | 1   |  |
| 3.2 (171 kW) Eng. B6324S             |    | 2/06-   |     | •   |  | FWD       | <b>13-0469</b>               |                |    |    | 27   | 98    | 140  |   |   |    |    |     |     |  |
|                                      |    | 2/06-   |     | •   |  | FWD       | <b>15-1696</b>               |                | 40 | 27 | 57,5 | 100   | 52,3 |   |   |    |    | 13  | 1   |  |
| <b>Range Rover III (LM) '02-</b>     |   |    | L/R |    |    | NOTE      | METELLI ref.                 | ABS            | A  | B  | C    | D     | E    | F | H | I  | L  | M   | Fig |  |
| 3.0 TD6 (130 kW) Eng. 306D1          |    | 02-   |     | •   |  | +ABS      | <b>13-0457</b>               |                |    |    | 34   | 105,4 | 122  |   |   |    |    |     |     |  |
|                                      |   | 02-   |     | •   |  | +ABS      | <b>15-1683</b>               | 48             | 30 | 29 | 67,8 | 106   | 57,8 |   |   |    |    | 4   | 1   |  |
| 3.6 TDV8 (200 kW) Eng. 368DT         |  | 06-   |     | •   |  | +ABS      | <b>13-0474</b>               |                |    |    | 27   | 98    | 140  |   |   |    |    |     |     |  |
|                                      |  | 06-   |     | •   |  | +ABS      | <b>15-1702</b>               | 48             | 29 | 27 | 74   | 100   | 58,9 |   |   |    |    | 11  | 1   |  |
| 4.2 (291 kW) Eng. 428PS              |  | 05-   |     | •   |  | +ABS      | <b>13-0457</b>               |                |    |    | 34   | 105,4 | 122  |   |   |    |    |     |     |  |
|                                      |  | 05-   |     | •   |  | +ABS      | <b>15-1683</b>               | 48             | 30 | 29 | 67,8 | 106   | 57,8 |   |   |    |    | 4   | 1   |  |
| 4.4 (225 kW) Eng. 448PN              |  | 05-   |     | •   |  | +ABS      | <b>13-0457</b>               |                |    |    | 34   | 105,4 | 122  |   |   |    |    |     |     |  |
|                                      |  | 05-   |     | •   |  | +ABS      | <b>15-1683</b>               | 48             | 30 | 29 | 67,8 | 106   | 57,8 |   |   |    |    | 4   | 1   |  |
| <b>Range Rover Sport I (LS) '05-</b> |   |  | L/R |  |  | NOTE      | METELLI ref.                 | ABS            | A  | B  | C    | D     | E    | F | H | I  | L  | M   | Fig |  |
| 2.7 TDVM (140 kW) Eng. 276DT         |  | 05-   |     | •   |  | +ABS      | <b>13-0473</b>               |                |    |    | 26   | 86    | 138  |   |   |    |    |     |     |  |
|                                      |  | 05-   |     | •   |  | +ABS      | <b>15-1701</b>               | 48             | 29 | 26 | 74   | 90,8  | 58,9 |   |   |    |    | 11  | 1   |  |
| 3.0 TD (188 kW) Eng. 30DDTX          |  | 11-   |     | •   |  | +ABS      | <b>13-0473</b>               |                |    |    | 26   | 86    | 138  |   |   |    |    |     |     |  |
|                                      |  | 11-   |     | •   |  | +ABS      | <b>15-1701</b>               | 48             | 29 | 26 | 74   | 90,8  | 58,9 |   |   |    |    | 11  | 1   |  |

| Range Rover Sport I (LS) '05- |  | L/R |   |  | NOTE | METELLI ref. | ABS | A  | B  | C  | D   | E    | F | H | I | L | M | Fig |   |
|-------------------------------|--|-----|---|--|------|--------------|-----|----|----|----|-----|------|---|---|---|---|---|-----|---|
| 3.6 TDV8 (200 kW) Eng. 368DT  |  | 07- | • |  | +ABS | 13-0474      |     |    |    | 27 | 98  | 140  |   |   |   |   |   |     |   |
|                               |  | 07- | • |  | +ABS | 15-1702      | 48  | 29 | 27 | 74 | 100 | 58,9 |   |   |   |   |   | 11  | 1 |
| 4.2 (287 kW) Eng. 428PS       |  | 05- | • |  | +ABS | 13-0474      |     |    |    | 27 | 98  | 140  |   |   |   |   |   |     |   |
|                               |  | 05- | • |  | +ABS | 15-1702      | 48  | 29 | 27 | 74 | 100 | 58,9 |   |   |   |   |   | 11  | 1 |
| 4.4 V8 (220 kW) Eng. 448PN    |  | 05- | • |  | +ABS | 13-0474      |     |    |    | 27 | 98  | 140  |   |   |   |   |   |     |   |
|                               |  | 05- | • |  | +ABS | 15-1702      | 48  | 29 | 27 | 74 | 100 | 58,9 |   |   |   |   |   | 11  | 1 |

## LEXUS

| ES I (F1, F2) '89-'01    |  | L/R      |   |  | NOTE | METELLI ref. | ABS | A  | B  | C  | D    | E  | F | H | I | L | M | Fig |   |
|--------------------------|--|----------|---|--|------|--------------|-----|----|----|----|------|----|---|---|---|---|---|-----|---|
| 250 (118 kW) Eng. 2VZ-FE |  | 90-91    | • |  |      | 13-0166      |     |    |    | 24 | 79   | 98 |   |   |   |   |   |     |   |
|                          |  | 90-91    | • |  |      | 15-1207      |     | 26 | 27 | 56 | 89,5 | 59 |   |   |   |   |   | 5   | 2 |
| GS I (JZS147) '93-'97    |  | L/R      |   |  | NOTE | METELLI ref. | ABS | A  | B  | C  | D    | E  | F | H | I | L | M | Fig |   |
| 300 (156 kW) Eng. 2JZ-GE |  | 93-97    | • |  | +ABS | 15-1325      | 48  | 30 | 34 | 56 | 92,7 |    |   |   |   |   |   | 5   | 2 |
| LS I (UCF10) '89-'94     |  | L/R      |   |  | NOTE | METELLI ref. | ABS | A  | B  | C  | D    | E  | F | H | I | L | M | Fig |   |
| 400 (180 kW) Eng. 1UZ-FE |  | 90-12/94 | • |  | +ABS | 15-1325      | 48  | 30 | 34 | 56 | 92,7 |    |   |   |   |   |   | 5   | 2 |



































## MARUTI

| Udyog '90-'94        |  | L/R   |   |  | NOTE         | METELLI ref. | ABS | A  | B  | C  | D    | E    | F | H | I | L | M | Fig |   |  |
|----------------------|--|-------|---|--|--------------|--------------|-----|----|----|----|------|------|---|---|---|---|---|-----|---|--|
| 0.8 (26 kW) Eng. F8B |  | -85   | • |  | Old/ Vecchio | 13-0095      |     |    |    | 18 | 63   | 82   |   |   |   |   |   |     |   |  |
|                      |  | 85-92 | • |  | SB308        | 13-0070      |     |    |    | 18 | 63   | 82   |   |   |   |   |   |     |   |  |
|                      |  | 86-92 | • |  | Exc. SB308   | 13-0099      |     |    |    | 18 | 62   | 82,5 |   |   |   |   |   |     |   |  |
|                      |  | -85   | • |  | Old/ Vecchio | 15-1114      |     | 23 | 19 | 49 | 71,5 | 66   |   |   |   |   |   | 3   | 1 |  |
|                      |  | 85-92 | • |  | SB308        | 15-1080      |     | 23 | 19 | 44 | 72   | 65   |   |   |   |   |   | 5   | 1 |  |
|                      |  | 86-92 | • |  | Exc. SB308   | 15-1117      |     | 23 | 18 | 44 | 68   | 65   |   |   |   |   |   | 5   | 1 |  |

## MAZDA




























| 121 I (DA) '87-'90        |  | L/R   |   |  | NOTE | METELLI ref. | ABS | A  | B  | C  | D  | E  | F | H | I | L | M | Fig |   |
|---------------------------|--|-------|---|--|------|--------------|-----|----|----|----|----|----|---|---|---|---|---|-----|---|
| 1.1 (42 kW) Eng. B1/ B116 |  | 87-89 | • |  |      | 13-0142      |     |    |    | 19 | 66 | 94 |   |   |   |   |   |     |   |
|                           |  | 87-89 | • |  |      | 15-1171      |     | 24 | 19 | 52 | 71 | 56 |   |   |   |   |   | 3   | 1 |





















































| <b>323 II (BD) '80-'89</b>                   |   |  | L/R |  |  | NOTE               | METELLI ref.   | ABS | A  | B  | C  | D  | E  | F | H | I | L | M | Fig |   |
|--|---|---|-----|---|---|--------------------|----------------|-----|----|----|----|----|----|---|---|---|---|---|-----|---|
| 1.1 (40 kW) Eng. E1                          |    | 6/80-7/85   |     | •   |   | M/T                | <b>13-0023</b> |     |    |    | 21 | 73 | 91 |   |   |   |   |   |     |   |
|  |    | 6/80-7/85   |     | •   |   | M/T                | <b>15-1024</b> |     | 24 | 22 | 52 | 79 | 56 |   |   |   |   |   | 3   | 1 |
| 1.3 (44-50 kW) Eng. E3                       |    | 6/80-89   |     | •   |   | M/T+A/T, Incl. Usa | <b>13-0023</b> |     |    |    | 21 | 73 | 91 |   |   |   |   |   |     |   |
|  |    | 6/80-89   |     | •   |   | M/T+A/T, Incl. Usa | <b>15-1024</b> |     | 24 | 22 | 52 | 79 | 56 |   |   |   |   |   | 3   | 1 |
| 1.5 (55-59 kW) Eng. E5OHC                    |    | 80-85   |     | •   |   | M/T, Incl. Usa     | <b>13-0023</b> |     |    |    | 21 | 73 | 91 |   |   |   |   |   |     |   |
|  |    | 80-85   |     | •   |   | M/T, Incl. Usa     | <b>15-1024</b> |     | 24 | 22 | 52 | 79 | 56 |   |   |   |   |   | 3   | 1 |
| 1.5 (63-65-70 kW) Eng. E5                    |    | 82-86   |     | •   |   | M/T, Incl. Usa     | <b>13-0023</b> |     |    |    | 21 | 73 | 91 |   |   |   |   |   |     |   |
|  |    | 82-86   |     | •   |   | M/T, Incl. Usa     | <b>15-1024</b> |     | 24 | 22 | 52 | 79 | 56 |   |   |   |   |   | 3   | 1 |
| <b>323 III (BF, BW) '85-'95</b>              |   |  | L/R |  |  | NOTE               | METELLI ref.   | ABS | A  | B  | C  | D  | E  | F | H | I | L | M | Fig |   |
| 1.1 (40 kW) Eng. E1                          |    | 85-12/87  |     | •   |   | M/T                | <b>13-0023</b> |     |    |    | 21 | 73 | 91 |   |   |   |   |   |     |   |
|  |    | 85-12/87  |     | •   |   | M/T                | <b>15-1024</b> |     | 24 | 22 | 52 | 79 | 56 |   |   |   |   |   | 3   | 1 |
| 1.3, SW (40-44 kW) Eng. E3                   |    | 85-89   |     | •   |   | A/T                | <b>13-0023</b> |     |    |    | 21 | 73 | 91 |   |   |   |   |   |     |   |
|  |    | 85-89   |     | •   |   | M/T                | <b>13-0053</b> |     |    |    | 21 | 73 | 91 |   |   |   |   |   |     |   |
|  |    | 85-89   |     | •   |   | A/T                | <b>15-1024</b> |     | 24 | 22 | 52 | 79 | 56 |   |   |   |   |   | 3   | 1 |
|  |    | 85-89   |     | •   |   | M/T                | <b>15-1157</b> |     | 24 | 21 | 52 | 79 | 57 |   |   |   |   |   | 3   | 1 |
| 1.4 (40-44-49-52 kW) Eng. B3                 |    | 85-89   |     | •   |   | A/T                | <b>13-0023</b> |     |    |    | 21 | 73 | 91 |   |   |   |   |   |     |   |
|  |    | 85-89   |     | •   |   | M/T                | <b>13-0053</b> |     |    |    | 21 | 73 | 91 |   |   |   |   |   |     |   |
|  |    | 85-89   |     | •   |   | A/T                | <b>15-1024</b> |     | 24 | 22 | 52 | 79 | 56 |   |   |   |   |   | 3   | 1 |
|  |   | 85-89   |     | •   |   | M/T                | <b>15-1157</b> |     | 24 | 21 | 52 | 79 | 57 |   |   |   |   |   | 3   | 1 |
| 1.5 i T. (85 kW) Eng. E5E2                   |  | 85-12/89  |     | •   |   | M/T                | <b>13-0187</b> |     |    |    | 23 | 77 | 91 |   |   |   |   |   |     |   |
|  |  | 85-12/89  |     | •   |   | M/T                | <b>15-1254</b> |     | 24 | 23 | 52 | 80 | 56 |   |   |   |   |   | 3   | 1 |
| 1.5, SW (54-55-65 kW) Eng. B5/ B5E/ B50/ B53 |  | 87-89   |     | •   |   | M/T+A/T            | <b>13-0023</b> |     |    |    | 21 | 73 | 91 |   |   |   |   |   |     |   |
|  |  | 87-89   |     | •   |   | M/T+A/T            | <b>15-1024</b> |     | 24 | 22 | 52 | 79 | 56 |   |   |   |   |   | 3   | 1 |
| 1.5, SW (55-59-63-65 kW) Eng. E5/ B50/ B53   |  | 85-8/89   |     | •   |   | M/T+A/T            | <b>13-0023</b> |     |    |    | 21 | 73 | 91 |   |   |   |   |   |     |   |
|  |  | 85-8/89   |     | •   |   | M/T+A/T            | <b>15-1024</b> |     | 24 | 22 | 52 | 79 | 56 |   |   |   |   |   | 3   | 1 |
| 1.6 GT (63-77 kW) Eng. B6D/ E/ F             |  | 85-89   |     | •   |   | A/T                | <b>13-0023</b> |     |    |    | 21 | 73 | 91 |   |   |   |   |   |     |   |
|  |  | 85-89   |     | •   |   | A/T                | <b>15-1024</b> |     | 24 | 22 | 52 | 79 | 56 |   |   |   |   |   | 3   | 1 |
| 1.6 GT T., 4WD (103 kW) Eng. B6              |  | 85-12/89  |     | •   |   | M/T                | <b>13-0187</b> |     |    |    | 23 | 77 | 91 |   |   |   |   |   |     |   |
|  |  | 85-12/89  |     | •   |   | M/T                | <b>15-1254</b> |     | 24 | 23 | 52 | 80 | 56 |   |   |   |   |   | 3   | 1 |





























































| <b>323 IV (BG) '89-'94</b>            |   |    | L/R |    |    | NOTE                     | METELLI ref.    | ABS | A  | B  | C  | D    | E    | F | H | I | L | M | Fig |   |
|---------------------------------------|---|---|-----|---|--|--------------------------|-----------------|-----|----|----|----|------|------|---|---|---|---|---|-----|---|
| 1.7 D (42 kW) Eng. PN46/ PN54/ PN62   |    | 89-94   |     | •   |  | M/T, Eng. PN46           | <b>13-0114</b>  |     |    |    | 21 | 73   | 91   |   |   |   |   |   |     |   |
|                                       |    | 89-94   |     | •   |  | M/T, Eng. PN46           | <b>15-1137</b>  |     | 26 | 21 | 56 | 75,4 | 63   |   |   |   |   | 3 | 2   |   |
| 1.8 16v GT (94 kW) Eng. BP(DOHC)      |    | 89-92   |     | •   |  | FWD, Incl. Usa/Australia | <b>13-0118</b>  |     |    |    | 21 | 73   | 91   |   |   |   |   |   |     |   |
|                                       |   | 90-92   |     | •   |  | Incl. Usa                | <b>13-0121</b>  |     |    |    | 20 | 75   | 91,5 |   |   |   |   |   |     |   |
|                                       |   | 90-92   |     | •   |  | +ABS, Incl. Usa          | <b>13-0122</b>  |     |    |    | 24 | 79   | 98   |   |   |   |   |   |     |   |
|                                       |    | 89-92   |     | •   |  | FWD, Incl. Usa/Australia | <b>15-1141</b>  |     | 26 | 22 | 56 | 79   | 62   |   |   |   |   |   | 3   | 2 |
|                                       |   | 90-92   |     | •   |  | Incl. Usa                | <b>15-1146</b>  |     | 26 | 30 | 56 | 83   | 62   |   |   |   |   |   | 3   | 2 |
|                                       |   | 90-92   |     | •   |  | +ABS, Incl. Usa          | <b>15-1304A</b> | 44  | 26 | 30 | 56 | 82,8 | 63   |   |   |   |   |   | 3   | 2 |
| 1.8 16v, 4WD (76 kW) Eng. BPKat/ BP52 |    | 89-94   |     | •   |  | +ABS, FWD, 4WD           | <b>13-0120</b>  |     |    |    | 24 | 79   | 98   |   |   |   |   |   |     |   |
|                                       |    | 89-94   |     | •   |  | +ABS, FWD, 4WD           | <b>15-1350</b>  | 44  | 26 | 23 | 56 | 82,8 | 63   |   |   |   |   | 3 | 2   |   |
| <b>323 V (BA) '94-'98</b>             |   |    | L/R |    |    | NOTE                     | METELLI ref.    | ABS | A  | B  | C  | D    | E    | F | H | I | L | M | Fig |   |
| 1.3 16v (54 kW) Eng. B3(16v)          |    | 8/94-9/98   |     | •   |  | M/T+A/T                  | <b>13-0123</b>  |     |    |    | 19 | 77,5 | 90   |   |   |   |   |   |     |   |
|                                       |   | 8/94-9/98   |     | •   |  | +ABS                     | <b>13-0124</b>  |     |    |    | 19 | 77,5 | 90   |   |   |   |   |   |     |   |
|                                       |    | 8/94-9/98   |     | •   |  | M/T+A/T                  | <b>15-1384</b>  |     | 26 | 22 | 56 | 80   | 63   |   |   |   |   |   | 3   | 1 |
|                                       |   | 8/94-9/98   |     | •   |  | +ABS                     | <b>15-1372</b>  | 44  | 26 | 22 | 56 | 81,9 | 63   |   |   |   |   |   | 3   | 1 |
| 1.5 16v (65 kW) Eng. Z5-DE            |    | 6/94-98   |     | •   |  | +ABS                     | <b>13-0124</b>  |     |    |    | 19 | 77,5 | 90   |   |   |   |   |   |     |   |
|                                       |   | 6/94-98   |     | •   |  | -ABS, M/T+A/T            | <b>13-0123</b>  |     |    |    | 19 | 77,5 | 90   |   |   |   |   |   |     |   |
|                                       |    | 6/94-98   |     | •   |  | +ABS                     | <b>15-1372</b>  | 44  | 26 | 22 | 56 | 81,9 | 63   |   |   |   |   |   | 3   | 1 |
|                                       |   | 6/94-98   |     | •   |  | -ABS, M/T+A/T            | <b>15-1384</b>  |     | 26 | 22 | 56 | 80   | 63   |   |   |   |   |   | 3   | 1 |
| 1.7 TD (60 kW) Eng. 4EE1-T            |   | 2/95-9/98   |     | •   |  | +/-ABS                   | <b>13-0122</b>  |     |    |    | 24 | 79   | 98   |   |   |   |   |   |     |   |
|                                       |   | 2/95-9/98   |     | •   |  | +ABS                     | <b>15-1304A</b> | 44  | 26 | 30 | 56 | 82,8 | 63   |   |   |   |   | 3 | 2   |   |
|                                       |  | 2/95-9/98   |     | •   |  | -ABS                     | <b>15-1304</b>  |     | 26 | 30 | 56 | 82,6 | 63   |   |   |   |   | 3 | 2   |   |
| 1.8 16v (84-103 kW) Eng. BP-ZE        |  | 94-98   |     | •   |  | +/-ABS                   | <b>13-0122</b>  |     |    |    | 24 | 79   | 98   |   |   |   |   |   |     |   |
|                                       |   | 94-98   |     | •   |  | +ABS                     | <b>15-1304A</b> | 44  | 26 | 30 | 56 | 82,8 | 63   |   |   |   |   | 3 | 2   |   |
|                                       |  | 94-98   |     | •   |  | -ABS                     | <b>15-1304</b>  |     | 26 | 30 | 56 | 82,6 | 63   |   |   |   |   | 3 | 2   |   |
| 2.0 D (52 kW) Eng. RF                 |  | 96-98   |     | •   |  | +ABS                     | <b>13-0124</b>  |     |    |    | 19 | 77,5 | 90   |   |   |   |   |   |     |   |
|                                       |   | 96-98   |     | •   |  | -ABS                     | <b>13-0123</b>  |     |    |    | 19 | 77,5 | 90   |   |   |   |   |   |     |   |
|                                       |  | 96-98   |     | •   |  | +ABS                     | <b>15-1372</b>  | 44  | 26 | 22 | 56 | 81,9 | 63   |   |   |   |   |   | 3   | 1 |
|                                       |   | 96-98   |     | •   |  | -ABS                     | <b>15-1384</b>  |     | 26 | 22 | 56 | 80   | 63   |   |   |   |   |   | 3   | 1 |
| <b>323 VI (BJ) '98-</b>               |   |  | L/R |  |  | NOTE                     | METELLI ref.    | ABS | A  | B  | C  | D    | E    | F | H | I | L | M | Fig |   |
| 1.3 (53 kW) Eng. B3                   |  | 01-   |     | •   |  |                          | <b>13-0327</b>  |     |    |    | 22 | 72   | 90,5 |   |   |   |   |   |     |   |
|                                       |  | 01-   |     | •   |  |                          | <b>15-1473</b>  |     | 26 | 28 | 56 | 76,2 | 66   |   |   |   |   |   | 3   | 2 |









































| 323 VI (BJ) '98-                 |   |   | L/R |   |   | NOTE    | METELLI ref. | ABS | A  | B  | C     | D    | E     | F | H | I | L | M | Fig |  |
|----------------------------------|---|--|-----|--|---|---------|--------------|-----|----|----|-------|------|-------|---|---|---|---|---|-----|--|
| 1.3 16v (54 kW) Eng. B3ME        |    | 98-01  |     | •  |   |         | 13-0327      |     |    |    | 22    | 72   | 90,5  |   |   |   |   |   |     |  |
|                                  |    | 98-01  |     | •  |   |         | 15-1473      |     | 26 | 28 | 56    | 76,2 | 66    |   |   |   |   | 3 | 2   |  |
| 1.5 16v (65 kW) Eng. ZL-DE       |    | 98-01  |     | •  |   |         | 13-0327      |     |    |    | 22    | 72   | 90,5  |   |   |   |   |   |     |  |
|                                  |    | 98-01  |     | •  |   |         | 15-1473      |     | 26 | 28 | 56    | 76,2 | 66    |   |   |   |   | 3 | 2   |  |
| 1.6 (70-72 kW) Eng. ZM           |    | 01-  |     | •  |   |         | 13-0327      |     |    |    | 22    | 72   | 90,5  |   |   |   |   |   |     |  |
|                                  |    | 01-  |     | •  |   |         | 15-1473      |     | 26 | 28 | 56    | 76,2 | 66    |   |   |   |   | 3 | 2   |  |
| 1.8 16v (74-84 kW) Eng. FP       |    | 98-01  |     | •  |   |         | 13-0326      |     |    |    | 23    | 76,3 | 114,8 |   |   |   |   |   |     |  |
|                                  |    | 98-01  |     | •  |   |         | 15-1472      |     | 26 | 29 | 55,96 | 79,7 | 63    |   |   |   |   | 3 | 2   |  |
| 2.0 (96 kW) Eng. FS7E/ G         |    | 01-  |     | •  |   |         | 13-0326      |     |    |    | 23    | 76,3 | 114,8 |   |   |   |   |   |     |  |
|                                  |    | 01-  |     | •  |   |         | 15-1472      |     | 26 | 29 | 55,96 | 79,7 | 63    |   |   |   |   | 3 | 2   |  |
| 2.0 D (52 kW) Eng. RF            |    | 98-  |     | •  |   |         | 13-0326      |     |    |    | 23    | 76,3 | 114,8 |   |   |   |   |   |     |  |
|                                  |    | 98-  |     | •  |   |         | 15-1472      |     | 26 | 29 | 55,96 | 79,7 | 63    |   |   |   |   | 3 | 2   |  |
| 2.0 TD (66 kW) Eng. RF-T         |    | 98-  |     | •  |   |         | 13-0326      |     |    |    | 23    | 76,3 | 114,8 |   |   |   |   |   |     |  |
|                                  |    | 98-  |     | •  |   |         | 15-1472      |     | 26 | 29 | 55,96 | 79,7 | 63    |   |   |   |   | 3 | 2   |  |
| 6 I (GG,GY), SW '02-'07          |   |   | L/R |   |   | NOTE    | METELLI ref. | ABS | A  | B  | C     | D    | E     | F | H | I | L | M | Fig |  |
| 1.8 (88 kW) Eng. L813            |    | 02-05  |     | •  |   | +ABS    | 15-1525      | 44  | 28 | 32 | 56,6  | 96,7 | 63    |   |   |   |   | 3 | 2   |  |
| 2.0 (104 kW) Eng. LF17/ LF18     |    | 02-  |     | •  |   | +ABS    | 15-1525      | 44  | 28 | 32 | 56,6  | 96,7 | 63    |   |   |   |   | 3 | 2   |  |
| 2.3 (122 kW) Eng. L3C1           |    | 02-  |     | •  |   | +ABS    | 15-1525      | 44  | 28 | 32 | 56,6  | 96,7 | 63    |   |   |   |   | 3 | 2   |  |
| 626 II (GC) '82-'87              |   |  | L/R |  |  | NOTE    | METELLI ref. | ABS | A  | B  | C     | D    | E     | F | H | I | L | M | Fig |  |
| 1.6 (55-59 kW) Eng. F6           |  | 10/82-6/87   |     | •  |   | M/T+A/T | 13-0060      |     |    |    | 21    | 73   | 91    |   |   |   |   |   |     |  |
|                                  |  | 10/82-6/87   |     | •  |   | M/T+A/T | 15-1069      |     | 26 | 23 | 52    | 82,6 | 62    |   |   |   |   | 3 | 1   |  |
| 1.8 (66-70 kW) Eng. F8           |  | 10/82-6/87   |     | •  |   | M/T+A/T | 13-0060      |     |    |    | 21    | 73   | 91    |   |   |   |   |   |     |  |
|                                  |  | 10/82-6/87   |     | •  |   | M/T+A/T | 15-1069      |     | 26 | 23 | 52    | 82,6 | 62    |   |   |   |   | 3 | 1   |  |
| 2.0 D (44-46-55-60 kW) Eng. RF46 |  | 1/83-6/87  |     | •  |   | M/T+A/T | 13-0040      |     |    |    | 25    | 86   | 96    |   |   |   |   |   |     |  |
|                                  |  | 1/83-6/87  |     | •  |   | M/T+A/T | 15-1042      |     | 26 | 25 | 52    | 89,5 | 62    |   |   |   |   | 3 | 1   |  |
| 2.0 GT (88 kW) Eng. FE           |  | 83-87  |     | •  |   |         | 13-0040      |     |    |    | 25    | 86   | 96    |   |   |   |   |   |     |  |
|                                  |  | 83-87  |     | •  |   | Usa     | 13-0051      |     |    |    | 25    | 86   | 96    |   |   |   |   |   |     |  |
|                                  |  | 83-87  |     | •  |   |         | 15-1042      |     | 26 | 25 | 52    | 89,5 | 62    |   |   |   |   | 3 | 1   |  |
|                                  |  | 83-87  |     | •  |   | Usa     | 15-1058      |     | 26 | 25 | 52    | 89,5 | 62    |   |   |   |   | 3 | 1   |  |

| <b>626 II (GC) '82-'87</b>                          |   |  | L/R |  |  | NOTE                   | METELLI ref.           | ABS            | A  | B  | C  | D    | E    | F  | H | I | L | M | Fig |   |   |
|---|---|---|-----|---|--|------------------------|------------------------|----------------|----|----|----|------|------|----|---|---|---|---|-----|---|---|
| 2.0, 12v (60-63-66-68-70-74-79-81-85 kW)<br>Eng. FE |    | 10/82-6/87  |     | •   |  |                        | <b>13-0040</b>         |                |    |    | 25 | 86   | 96   |    |   |   |   |   |     |   |   |
|   |   | 82-87   |     | •   |  | Usa                    | <b>13-0051</b>         |                |    |    | 25 | 86   | 96   |    |   |   |   |   |     |   |   |
|   |    | 10/82-6/87  |     | •   |  |                        | <b>15-1042</b>         |                | 26 | 25 | 52 | 89,5 | 62   |    |   |   |   |   | 3   | 1 |   |
|   |   | 82-87   |     | •   |  | Usa                    | <b>15-1058</b>         |                | 26 | 25 | 52 | 89,5 | 62   |    |   |   |   |   | 3   | 1 |   |
| <b>626 III (GD,GV), SW '87-'97</b>                  |   |  | L/R |  |  | NOTE                   | METELLI ref.           | ABS            | A  | B  | C  | D    | E    | F  | H | I | L | M | Fig |   |   |
| 1.6, Coupe (60 kW) Eng. F6                          |    | 87-92   |     | •   |  | A/T                    | <b>13-0119</b>         |                |    |    | 20 | 75   | 91,5 |    |   |   |   |   |     |   |   |
|   |   | 87-92   |     | •   |  | M/T                    | <b>13-0112</b>         |                |    |    | 21 | 73   | 91   |    |   |   |   |   |     |   |   |
|   |    | 87-92   |     | •   |  |                        | A/T                    | <b>15-1145</b> |    | 26 | 23 | 56   | 83   | 62 |   |   |   |   |     | 3 | 1 |
|   |   | 87-92   |     | •   |  |                        | M/T                    | <b>15-1135</b> |    | 26 | 23 | 56   | 83   | 62 |   |   |   |   |     | 3 | 1 |
| 1.8 H-Back (69 kW) Eng. F8                          |    | 87-92   |     | •   |  | A/T, Mod. GD8P, GD85T  | <b>13-0119</b>         |                |    |    | 20 | 75   | 91,5 |    |   |   |   |   |     |   |   |
|   |   | 87-92   |     | •   |  | M/T, Mod. GD8P         | <b>13-0112</b>         |                |    |    | 21 | 73   | 91   |    |   |   |   |   |     |   |   |
|   |   | 89-92   |     | •   |  | M/T, Mod. GD8R         | <b>13-0114</b>         |                |    |    | 21 | 73   | 91   |    |   |   |   |   |     |   |   |
|   |   | 9/87-92   |     | •   |  | M/T+A/T, Mod. GD8S, SW | <b>13-0050</b>         |                |    |    | 25 | 85   | 102  |    |   |   |   |   |     |   |   |
|   |    | 87-92   |     | •   |  |                        | A/T, Mod. GD8P, GD85T  | <b>15-1145</b> |    | 26 | 23 | 56   | 83   | 62 |   |   |   |   |     | 3 | 1 |
|   |   | 87-92   |     | •   |  |                        | M/T, Mod. GD8P         | <b>15-1135</b> |    | 26 | 23 | 56   | 83   | 62 |   |   |   |   |     | 3 | 1 |
|   |   | 89-92   |     | •   |  |                        | M/T, Mod. GD8R         | <b>15-1137</b> |    | 26 | 21 | 56   | 75,4 | 63 |   |   |   |   | 3   | 2 |   |
|   |   | 9/87-92   |     | •   |  |                        | M/T+A/T, Mod. GD8S, SW | <b>15-1059</b> |    | 26 | 25 | 56   | 89,5 | 62 |   |   |   |   | 3   | 1 |   |
| 1.8, Coupe (65-69 kW) Eng. F8                       |    | 87-92   |     | •   |  | A/T, Mod. GD8P, GD85T  | <b>13-0119</b>         |                |    |    | 20 | 75   | 91,5 |    |   |   |   |   |     |   |   |
|   |   | 87-92   |     | •   |  | M/T, Mod. GD8P         | <b>13-0112</b>         |                |    |    | 21 | 73   | 91   |    |   |   |   |   |     |   |   |
|   |   | 89-92   |     | •   |  | M/T, Mod. GD8R         | <b>13-0114</b>         |                |    |    | 21 | 73   | 91   |    |   |   |   |   |     |   |   |
|   |   | 9/87-92   |     | •   |  | M/T+A/T, Mod. GD8S, SW | <b>13-0050</b>         |                |    |    | 25 | 85   | 102  |    |   |   |   |   |     |   |   |
|   |  | 87-92   |     | •   |  |                        | A/T, Mod. GD8P, GD85T  | <b>15-1145</b> |    | 26 | 23 | 56   | 83   | 62 |   |   |   |   |     | 3 | 1 |
|   |   | 87-92   |     | •   |  |                        | M/T, Mod. GD8P         | <b>15-1135</b> |    | 26 | 23 | 56   | 83   | 62 |   |   |   |   |     | 3 | 1 |
|   |   | 89-92   |     | •   |  |                        | M/T, Mod. GD8R         | <b>15-1137</b> |    | 26 | 21 | 56   | 75,4 | 63 |   |   |   |   | 3   | 2 |   |
|   |   | 9/87-92   |     | •   |  |                        | M/T+A/T, Mod. GD8S, SW | <b>15-1059</b> |    | 26 | 25 | 56   | 89,5 | 62 |   |   |   |   | 3   | 1 |   |

| 626 III (GD,GV), SW '87-'97                                    |    | L/R        |  |  | NOTE               | METELLI<br>ref. | ABS | A  | B  | C    | D    | E    | F | H | I | L | M | Fig |   |   |  |
|--|---|------------|---|--|--------------------|-----------------|-----|----|----|------|------|------|---|---|---|---|---|-----|---|---|--|
| 2.0 12v, Coupe (60-63-66-68-70-74-79-81-85-88 kW) Eng. FE(12v) |    | 1/90-12/92 | ●   |  | +ABS, South Africa | 13-0193         |     |    |    | 25   | 85   | 102  |   |   |   |   |   |     |   |   |  |
|  |   | 89-92      | ●   |  | M/T                | 13-0114         |     |    |    | 21   | 73   | 91   |   |   |   |   |   |     |   |   |  |
|  |   | 9/87-92    | ●   |  | A/T                | 13-0050         |     |    |    | 25   | 85   | 102  |   |   |   |   |   |     |   |   |  |
|  |   | 9/87-92    | ●   |  | +ABS, M/T          | 13-0230         |     |    |    | 25   | 85   | 102  |   |   |   |   |   |     |   |   |  |
|  |   | 9/87-92    | ●   |  | -ABS, M/T          | 13-0212         |     |    |    | 24   | 90   | 94,5 |   |   |   |   |   |     |   |   |  |
|  |    | 1/90-12/92 | ●   |  | +ABS, South Africa | 15-1278         | 90  | 26 | 25 | 56   | 89,5 | 63   |   |   |   |   |   | 3   | 1 |   |  |
|  |   | 89-92      | ●   |  | M/T                | 15-1137         |     | 26 | 21 | 56   | 75,4 | 63   |   |   |   |   |   | 3   | 2 |   |  |
|  |   | 9/87-92    | ●   |  | A/T                | 15-1059         |     | 26 | 25 | 56   | 89,5 | 62   |   |   |   |   |   | 3   | 1 |   |  |
|  |   | 9/87-92    | ●   |  | +ABS, M/T          | 15-1328         | 44  | 28 | 26 | 56   | 94   |      |   |   |   |   |   |     | 3 | 1 |  |
|  |   | 9/87-92    | ●   |  | -ABS, M/T          | 15-1291         |     | 28 | 26 | 56   | 94   | 62,5 |   |   |   |   |   |     | 3 | 2 |  |
| 2.0 16v, Coupe (103 kW) Eng. FEKat.(16v)                       |    | 1/90-12/92 | ●   |  | +ABS, South Africa | 13-0193         |     |    |    | 25   | 85   | 102  |   |   |   |   |   |     |   |   |  |
|  |   | 89-92      | ●   |  | M/T                | 13-0114         |     |    |    | 21   | 73   | 91   |   |   |   |   |   |     |   |   |  |
|  |   | 9/87-92    | ●   |  | A/T                | 13-0050         |     |    |    | 25   | 85   | 102  |   |   |   |   |   |     |   |   |  |
|  |   | 9/87-92    | ●   |  | +ABS, M/T          | 13-0230         |     |    |    | 25   | 85   | 102  |   |   |   |   |   |     |   |   |  |
|  |   | 9/87-92    | ●   |  | -ABS, M/T          | 13-0212         |     |    |    | 24   | 90   | 94,5 |   |   |   |   |   |     |   |   |  |
|  |    | 1/90-12/92 | ●   |  | +ABS, South Africa | 15-1278         | 90  | 26 | 25 | 56   | 89,5 | 63   |   |   |   |   |   | 3   | 1 |   |  |
|  |   | 89-92      | ●   |  | M/T                | 15-1137         |     | 26 | 21 | 56   | 75,4 | 63   |   |   |   |   |   | 3   | 2 |   |  |
|  |   | 9/87-92    | ●   |  | A/T                | 15-1059         |     | 26 | 25 | 56   | 89,5 | 62   |   |   |   |   |   | 3   | 1 |   |  |
|  |   | 9/87-92    | ●   |  | +ABS, M/T          | 15-1328         | 44  | 28 | 26 | 56   | 94   |      |   |   |   |   |   |     | 3 | 1 |  |
|  |   | 9/87-92    | ●   |  | -ABS, M/T          | 15-1291         |     | 28 | 26 | 56   | 94   | 62,5 |   |   |   |   |   |     | 3 | 2 |  |
| 2.0 16v, Coupe (109 kW) Eng. FEKat.(16v)                       |  | 1/90-12/92 | ●   |  | +ABS, South Africa | 13-0193         |     |    |    | 25   | 85   | 102  |   |   |   |   |   |     |   |   |  |
|  |   | 89-92      | ●   |  | M/T                | 13-0114         |     |    |    | 21   | 73   | 91   |   |   |   |   |   |     |   |   |  |
|  |   | 9/87-92    | ●   |  | A/T                | 13-0050         |     |    |    | 25   | 85   | 102  |   |   |   |   |   |     |   |   |  |
|  |   | 9/87-92    | ●   |  | +ABS, M/T          | 13-0230         |     |    |    | 25   | 85   | 102  |   |   |   |   |   |     |   |   |  |
|  |   | 9/87-92    | ●   |  | -ABS, M/T          | 13-0212         |     |    |    | 24   | 90   | 94,5 |   |   |   |   |   |     |   |   |  |
|  |  | 1/90-12/92 | ●   |  | +ABS, South Africa | 15-1278         | 90  | 26 | 25 | 56   | 89,5 | 63   |   |   |   |   |   | 3   | 1 |   |  |
|  |   | 89-92      | ●   |  | M/T                | 15-1137         |     | 26 | 21 | 56   | 75,4 | 63   |   |   |   |   |   | 3   | 2 |   |  |
|  |   | 9/87-92    | ●   |  | A/T                | 15-1059         |     | 26 | 25 | 56   | 89,5 | 62   |   |   |   |   |   | 3   | 1 |   |  |
| 9/87-92  | ●   |            | +ABS, M/T   | 15-1328  | 44                 | 28              | 26  | 56 | 94 |      |      |      |   |   |   |   | 3 | 1   |   |   |  |
| 9/87-92  | ●   |            | -ABS, M/T   | 15-1291  |                    | 28              | 26  | 56 | 94 | 62,5 |      |      |   |   |   |   | 3 | 2   |   |   |  |



































| <b>626 III (GD,GV), SW '87-'97</b>            |   |  | L/R |  |  | NOTE           | METELLI ref. | ABS | A  | B  | C    | D    | E    | F | H | I | L | M | Fig |   |
|---|---|---|-----|---|--|----------------|--------------|-----|----|----|------|------|------|---|---|---|---|---|-----|---|
| 2.0 D (44-46-55-60 kW) Eng. RF-N              |    | 9/87-92   | •   |   | A/T  | <b>13-0050</b> |              |     |    |    | 25   | 85   | 102  |   |   |   |   |   |     |   |
|   |   | 9/87-92   | •   |   | +ABS, M/T  | <b>13-0230</b> |              |     |    |    | 25   | 85   | 102  |   |   |   |   |   |     |   |
|   |   | 9/87-92   | •   |   | -ABS, M/T  | <b>13-0212</b> |              |     |    |    | 24   | 90   | 94,5 |   |   |   |   |   |     |   |
|   |    | 9/87-92   | •   |   | A/T  | <b>15-1059</b> |              | 26  | 25 | 56 | 89,5 | 62   |      |   |   |   |   | 3 | 1   |   |
|   |   | 9/87-92   | •   |   | +ABS, M/T  | <b>15-1328</b> | 44           | 28  | 26 | 56 | 94   |      |      |   |   |   |   |   | 3   | 1 |
|   |   | 9/87-92   | •   |   | -ABS, M/T  | <b>15-1291</b> |              | 28  | 26 | 56 | 94   | 62,5 |      |   |   |   |   |   | 3   | 2 |
| 2.0 D Comprex SW (55 kW) Eng. RF-CX           |    | 93-96   | •   |   | M/T+A/T  | <b>13-0112</b> |              |     |    |    | 21   | 73   | 91   |   |   |   |   |   |     |   |
|   |   | 93-96   | •   |   | M/T+A/T  | <b>15-1135</b> |              | 26  | 23 | 56 | 83   | 62   |      |   |   |   |   | 3 | 1   |   |
| 2.0, Coupe (66 kW) Eng. FEKat.                |    | 87-90   | •   |   | M/T  | <b>13-0050</b> |              |     |    |    | 25   | 85   | 102  |   |   |   |   |   |     |   |
|   |   | 87-90   | •   |   | M/T  | <b>15-1059</b> |              | 26  | 25 | 56 | 89,5 | 62   |      |   |   |   |   | 3 | 1   |   |
| 2.2 12v, Coupe, 4WD (65-85-94-100 kW) Eng. F2 |    | 9/87-92   | •   |   | A/T  | <b>13-0050</b> |              |     |    |    | 25   | 85   | 102  |   |   |   |   |   |     |   |
|   |   | 9/87-92   | •   |   | +ABS, M/T  | <b>13-0230</b> |              |     |    |    | 25   | 85   | 102  |   |   |   |   |   |     |   |
|   |   | 9/87-92   | •   |   | -ABS, M/T  | <b>13-0212</b> |              |     |    |    | 24   | 90   | 94,5 |   |   |   |   |   |     |   |
|   |    | 9/87-92   | •   |   | A/T  | <b>15-1059</b> |              | 26  | 25 | 56 | 89,5 | 62   |      |   |   |   |   |   | 3   | 1 |
|   |   | 9/87-92   | •   |   | +ABS, M/T  | <b>15-1328</b> | 44           | 28  | 26 | 56 | 94   |      |      |   |   |   |   |   | 3   | 1 |
|   |   | 9/87-92   | •   |   | -ABS, M/T  | <b>15-1291</b> |              | 28  | 26 | 56 | 94   | 62,5 |      |   |   |   |   |   | 3   | 2 |
| <b>626 IV (GE), Cronos '92-'97</b>            |   |  | L/R |  |  | NOTE           | METELLI ref. | ABS | A  | B  | C    | D    | E    | F | H | I | L | M | Fig |   |
| 1.8 i (66 kW) Eng. FP                         |    | 94-97   | •   |   | Usa  | <b>13-0121</b> |              |     |    |    | 20   | 75   | 91,5 |   |   |   |   |   |     |   |
|   |   | 94-97   | •   |   | +ABS, M/T+A/T  | <b>13-0235</b> |              |     |    |    | 24   | 79   | 98   |   |   |   |   |   |     |   |
|   |   | 94-97   | •   |   | -ABS, M/T+A/T  | <b>13-0197</b> |              |     |    |    | 24   | 79   | 98   |   |   |   |   |   |     |   |
|   |  | 94-97   | •   |   | Usa  | <b>15-1146</b> |              | 26  | 30 | 56 | 83   | 62   |      |   |   |   |   |   | 3   | 2 |
|   |   | 94-97   | •   |   | +ABS, M/T+A/T  | <b>15-1335</b> | 44           | 28  | 23 | 56 | 86,9 | 63   |      |   |   |   |   |   | 3   | 2 |
|   |   | 94-97   | •   |   | -ABS, M/T+A/T  | <b>15-1268</b> |              | 28  | 23 | 56 | 87   | 63   |      |   |   |   |   |   | 3   | 2 |
| 1.8i (77 kW) Eng. FP                          |  | 92-97   | •   |   | +ABS, M/T+A/T  | <b>13-0235</b> |              |     |    |    | 24   | 79   | 98   |   |   |   |   |   |     |   |
|   |   | 92-97   | •   |   | -ABS, M/T+A/T  | <b>13-0197</b> |              |     |    |    | 24   | 79   | 98   |   |   |   |   |   |     |   |
|   |  | 92-97   | •   |   | +ABS, M/T+A/T  | <b>15-1335</b> | 44           | 28  | 23 | 56 | 86,9 | 63   |      |   |   |   |   |   | 3   | 2 |
|   |   | 92-97   | •   |   | -ABS, M/T+A/T  | <b>15-1268</b> |              | 28  | 23 | 56 | 87   | 63   |      |   |   |   |   |   | 3   | 2 |
| 2.0 D GLX Comprex (55 kW) Eng. RFOHC          |  | 92-97   | •   |   | +ABS, M/T+A/T  | <b>13-0235</b> |              |     |    |    | 24   | 79   | 98   |   |   |   |   |   |     |   |
|   |   | 92-97   | •   |   | -ABS, M/T+A/T  | <b>13-0197</b> |              |     |    |    | 24   | 79   | 98   |   |   |   |   |   |     |   |
|   |  | 92-97   | •   |   | +ABS, M/T+A/T  | <b>15-1335</b> | 44           | 28  | 23 | 56 | 86,9 | 63   |      |   |   |   |   |   | 3   | 2 |
|   |   | 92-97   | •   |   | -ABS, M/T+A/T  | <b>15-1268</b> |              | 28  | 23 | 56 | 87   | 63   |      |   |   |   |   |   | 3   | 2 |

| 626 IV (GE), Cronos '92-'97         |   |    | L/R |    |    | NOTE               | METELLI ref. | ABS | A  | B  | C    | D    | E    | F | H | I | L | M | Fig |
|-------------------------------------|---|---|-----|---|--|--------------------|--------------|-----|----|----|------|------|------|---|---|---|---|---|-----|
| 2.0, 4WD (85 kW) Eng. FS            |    | 92-97   |     | •   |  | +ABS, FWD, M/T+A/T | 13-0235      |     |    |    | 24   | 79   | 98   |   |   |   |   |   |     |
|                                     |   | 92-97   |     | •   |  | -ABS, FWD, M/T+A/T | 13-0197      |     |    |    | 24   | 79   | 98   |   |   |   |   |   |     |
|                                     |    | 92-97   |     | •   |  | +ABS, FWD, M/T+A/T | 15-1335      | 44  | 28 | 23 | 56   | 86,9 | 63   |   |   |   |   | 3 | 2   |
|                                     |   | 92-97   |     | •   |  | -ABS, FWD, M/T+A/T | 15-1268      |     | 28 | 23 | 56   | 87   | 63   |   |   |   |   | 3 | 2   |
| 2.5 24v H-Back (120-121 kW) Eng. KL |    | 1/92-4/97   |     | •   |  | +ABS, M/T          | 13-0230      |     |    |    | 25   | 85   | 102  |   |   |   |   |   |     |
|                                     |   | 1/92-4/97   |     | •   |  | -ABS, M/T          | 13-0212      |     |    |    | 24   | 90   | 94,5 |   |   |   |   |   |     |
|                                     |    | 1/92-4/97   |     | •   |  | +ABS, M/T          | 15-1328      | 44  | 28 | 26 | 56   | 94   |      |   |   |   |   | 3 | 1   |
|                                     |   | 1/92-4/97   |     | •   |  | -ABS, M/T          | 15-1291      |     | 28 | 26 | 56   | 94   | 62,5 |   |   |   |   | 3 | 2   |
| 626 V (GF,GW), SW '97-              |   |    | L/R |    |    | NOTE               | METELLI ref. | ABS | A  | B  | C    | D    | E    | F | H | I | L | M | Fig |
| 1.8 (66 kW) Eng. FPY3               |    | 97-   |     | •   |  | Ch 219940-         | 13-0328      |     |    |    | 22,8 | 80,5 | 94,5 |   |   |   |   |   |     |
|                                     |    | 97-   |     | •   |  | Ch 219940-         | 15-1474      |     | 28 | 30 | 56   | 83,4 | 62,4 |   |   |   |   | 3 | 2   |
| 1.8 (74-84 kW) Eng. FP9A            |    | 99-   |     | •   |  |                    | 13-0328      |     |    |    | 22,8 | 80,5 | 94,5 |   |   |   |   |   |     |
|                                     |    | 99-   |     | •   |  |                    | 15-1474      |     | 28 | 30 | 56   | 83,4 | 62,4 |   |   |   |   | 3 | 2   |
| 2.0 (100 kW) Eng. FS2C              |    | 98-   |     | •   |  | -ABS, Ch 219940-   | 13-0328      |     |    |    | 22,8 | 80,5 | 94,5 |   |   |   |   |   |     |
|                                     |   | 98-   |     | •   |  | +ABS, Ch -219939   | 13-0425      |     |    |    | 22   | 82   | 126  |   |   |   |   |   |     |
|                                     |    | 98-   |     | •   |  | -ABS, Ch 219940-   | 15-1474      |     | 28 | 30 | 56   | 83,4 | 62,4 |   |   |   |   | 3 | 2   |
|                                     |   | 98-   |     | •   |  | +ABS, Ch -219939   | 15-1643      | 44  | 28 | 23 | 55,9 | 87   | 63   |   |   |   |   | 3 | 2   |
| 2.0 (85 kW) Eng. FS                 |    | 97-   |     | •   |  | -ABS, Ch 219940-   | 13-0328      |     |    |    | 22,8 | 80,5 | 94,5 |   |   |   |   |   |     |
|                                     |   | 97-   |     | •   |  | +ABS, Ch -219939   | 13-0425      |     |    |    | 22   | 82   | 126  |   |   |   |   |   |     |
|                                     |    | 97-   |     | •   |  | -ABS, Ch 219940-   | 15-1474      |     | 28 | 30 | 56   | 83,4 | 62,4 |   |   |   |   | 3 | 2   |
|                                     |   | 97-   |     | •   |  | +ABS, Ch -219939   | 15-1643      | 44  | 28 | 23 | 55,9 | 87   | 63   |   |   |   |   | 3 | 2   |
| 2.0 TD (66 kW) Eng. RF3F            |    | 98-   |     | •   |  | +ABS               | 13-0425      |     |    |    | 22   | 82   | 126  |   |   |   |   |   |     |
|                                     |    | 98-   |     | •   |  | +ABS               | 15-1643      | 44  | 28 | 23 | 55,9 | 87   | 63   |   |   |   |   | 3 | 2   |
| 2.0 TD (74 kW) Eng. RF4F            |   | 98-02   |     | •   |  | +ABS               | 13-0425      |     |    |    | 22   | 82   | 126  |   |   |   |   |   |     |
|                                     |  | 98-02   |     | •   |  | +ABS               | 15-1643      | 44  | 28 | 23 | 55,9 | 87   | 63   |   |   |   |   | 3 | 2   |
| 2.0 TDi (81 kW) Eng. RF-T Hi Power  |  | 00-   |     | •   |  | +ABS               | 13-0425      |     |    |    | 22   | 82   | 126  |   |   |   |   |   |     |
|                                     |  | 00-   |     | •   |  | +ABS               | 15-1643      | 44  | 28 | 23 | 55,9 | 87   | 63   |   |   |   |   | 3 | 2   |
| Astina (BP) '89-'93                 |   |  | L/R |  |  | NOTE               | METELLI ref. | ABS | A  | B  | C    | D    | E    | F | H | I | L | M | Fig |
| 1.5 (53 kW) Eng. B5                 |  | 89-93   |     | •   |  | M/T+A/T            | 13-0115      |     |    |    | 23   | 74   | 92   |   |   |   |   |   |     |
|                                     |  | 89-93   |     | •   |  | M/T+A/T            | 15-1138      |     | 26 | 22 | 56   | 79   | 63   |   |   |   |   | 3 | 2   |























| Astina (BP) '89-'93             |   |    | L/R |    |    | NOTE      | METELLI ref. | ABS | A  | B  | C  | D    | E    | F | H | I | L | M | Fig |  |
|---------------------------------|---|---|-----|---|--|-----------|--------------|-----|----|----|----|------|------|---|---|---|---|---|-----|--|
| 1.6 16v (77 kW) Eng. B6         |    | 89-93   |     | •   |  | M/T+A/T   | 13-0115      |     |    |    | 23 | 74   | 92   |   |   |   |   |   |     |  |
|                                 |    | 89-93   |     | •   |  | M/T+A/T   | 15-1138      |     | 26 | 22 | 56 | 79   | 63   |   |   |   |   | 3 | 2   |  |
| 1.8 (Australia) (94 kW) Eng. BP |    | 90-92   |     | •   |  | Australia | 13-0121      |     |    |    | 20 | 75   | 91,5 |   |   |   |   |   |     |  |
|                                 |    | 90-92   |     | •   |  | Australia | 15-1146      |     | 26 | 30 | 56 | 83   | 62   |   |   |   |   | 3 | 2   |  |
| MPV I (LV) '89-'99              |   |    | L/R |    |    | NOTE      | METELLI ref. | ABS | A  | B  | C  | D    | E    | F | H | I | L | M | Fig |  |
| 3.0 i V6 (109-113 kW) Eng. JE94 |    | 95-96   |     | •   |  | FWD       | 13-0050      |     |    |    | 25 | 85   | 102  |   |   |   |   |   |     |  |
|                                 |    | 95-96   |     | •   |  | FWD       | 15-1059      |     | 26 | 25 | 56 | 89,5 | 62   |   |   |   |   | 3 | 1   |  |
| MX-3 (EC) '91-                  |   |    | L/R |    |    | NOTE      | METELLI ref. | ABS | A  | B  | C  | D    | E    | F | H | I | L | M | Fig |  |
| 1.5 (53 kW) Eng. B5             |    | 91-93   |     | •   |  | M/T+A/T   | 13-0115      |     |    |    | 23 | 74   | 92   |   |   |   |   |   |     |  |
|                                 |    | 91-93   |     | •   |  | M/T+A/T   | 15-1138      |     | 26 | 22 | 56 | 79   | 63   |   |   |   |   | 3 | 2   |  |
| 1.6 i (65 kW) Eng. B69          |    | 91-93   |     | •   |  | M/T+A/T   | 13-0115      |     |    |    | 23 | 74   | 92   |   |   |   |   |   |     |  |
|                                 |    | 92-93   |     | •   |  | Usa       | 13-0118      |     |    |    | 21 | 73   | 91   |   |   |   |   |   |     |  |
|                                 |    | 91-93   |     | •   |  | M/T+A/T   | 15-1138      |     | 26 | 22 | 56 | 79   | 63   |   |   |   |   | 3 | 2   |  |
|                                 |    | 92-93   |     | •   |  | Usa       | 15-1141      |     | 26 | 22 | 56 | 79   | 62   |   |   |   |   | 3 | 2   |  |
| 1.6 i (79 kW) Eng. B6D          |    | 94-   |     | •   |  | +ABS      | 13-0124      |     |    |    | 19 | 77,5 | 90   |   |   |   |   |   |     |  |
|                                 |    | 94-   |     | •   |  | +ABS      | 15-1372      | 44  | 26 | 22 | 56 | 81,9 | 63   |   |   |   |   | 3 | 1   |  |
| 1.8 i V6 (95 kW) Eng. K838      |   | 94-   |     | •   |  | Usa       | 13-0119      |     |    |    | 20 | 75   | 91,5 |   |   |   |   |   |     |  |
|                                 |  | 94-   |     | •   |  | Usa       | 15-1145      |     | 26 | 23 | 56 | 83   | 62   |   |   |   |   | 3 | 1   |  |
| 1.8 i V6 (98 kW) Eng. K819      |  | 92-93   |     | •   |  | Usa       | 13-0114      |     |    |    | 21 | 73   | 91   |   |   |   |   |   |     |  |
|                                 |  | 92-94   |     | •   |  | M/T+A/T   | 13-0115      |     |    |    | 23 | 74   | 92   |   |   |   |   |   |     |  |
|                                 |  | 92-93   |     | •   |  | Usa       | 15-1137      |     | 26 | 21 | 56 | 75,4 | 63   |   |   |   |   | 3 | 2   |  |
|                                 |  | 92-94   |     | •   |  | M/T+A/T   | 15-1138      |     | 26 | 22 | 56 | 79   | 63   |   |   |   |   | 3 | 2   |  |
| MX-6 (GD) '88-'92               |   |  | L/R |  |  | NOTE      | METELLI ref. | ABS | A  | B  | C  | D    | E    | F | H | I | L | M | Fig |  |
| 1.6 (55-61 kW) Eng. B6          |  | 88-92   |     | •   |  | A/T       | 13-0112      |     |    |    | 21 | 73   | 91   |   |   |   |   |   |     |  |
|                                 |  | 88-92   |     | •   |  | M/T       | 13-0050      |     |    |    | 25 | 85   | 102  |   |   |   |   |   |     |  |
|                                 |  | 88-92   |     | •   |  | A/T       | 15-1135      |     | 26 | 23 | 56 | 83   | 62   |   |   |   |   | 3 | 1   |  |
|                                 |  | 88-92   |     | •   |  | M/T       | 15-1059      |     | 26 | 25 | 56 | 89,5 | 62   |   |   |   |   | 3 | 1   |  |
| 1.8 (65-69 kW) Eng. F8          |  | 88-92   |     | •   |  | A/T       | 13-0112      |     |    |    | 21 | 73   | 91   |   |   |   |   |   |     |  |
|                                 |  | 88-92   |     | •   |  | M/T       | 13-0050      |     |    |    | 25 | 85   | 102  |   |   |   |   |   |     |  |
|                                 |  | 88-92   |     | •   |  | A/T       | 15-1135      |     | 26 | 23 | 56 | 83   | 62   |   |   |   |   | 3 | 1   |  |
|                                 |  | 88-92   |     | •   |  | M/T       | 15-1059      |     | 26 | 25 | 56 | 89,5 | 62   |   |   |   |   | 3 | 1   |  |























































| <b>114 (W114) '68-'76</b>                   |   |    | L/R |    |    | NOTE          | METELLI ref.   | ABS | A  | B  | C  | D   | E   | F | H    | I  | L   | M   | Fig |
|---|---|---|-----|---|--|---------------|----------------|-----|----|----|----|-----|-----|---|------|----|-----|-----|-----|
| 230.6 (114.015) (88 kW) Eng. M180.954       |    | 1/68-11/76  | L/R |   |  | M/T+A/T       | <b>17-0092</b> |     | 27 |    | 27 | 100 | 100 |   | 30,5 | 70 | 635 | s12 |     |
| 250 (114.010) (85-96 kW) Eng. M114.920      |    | 1/68-11/76  | L/R |   |  | M/T+A/T       | <b>17-0092</b> |     | 27 |    | 27 | 100 | 100 |   | 30,5 | 70 | 635 | s12 |     |
| 280 (114.060) (118 kW) Eng. M110.921        |    | 6/72-11/76  | L/R |   |  | M/T+A/T       | <b>17-0092</b> |     | 27 |    | 27 | 100 | 100 |   | 30,5 | 70 | 635 | s12 |     |
| 280 E (114.062) (136 kW) Eng. M110.981      |    | 6/72-11/76  | L/R |   |  | M/T+A/T       | <b>17-0092</b> |     | 27 |    | 27 | 100 | 100 |   | 30,5 | 70 | 635 | s12 |     |
| <b>114 Coupe (W114) '69-'77</b>             |   |    | L/R |    |    | NOTE          | METELLI ref.   | ABS | A  | B  | C  | D   | E   | F | H    | I  | L   | M   | Fig |
| 250 C (114.021) (96 kW) Eng. M114.920       |    | 1/68-72   | L/R |   |  | M/T+A/T       | <b>17-0092</b> |     | 27 |    | 27 | 100 | 100 |   | 30,5 | 70 | 635 | s12 |     |
| 250, C 2.8 (114.023) (96 kW) Eng. M130.923  |    | 72-11/76  | L/R |   |  | M/T+A/T       | <b>17-0092</b> |     | 27 |    | 27 | 100 | 100 |   | 30,5 | 70 | 635 | s12 |     |
| 280 C (114.073) (118 kW) Eng. M110.921      |    | 6/72-77   | L/R |   |  | M/T+A/T       | <b>17-0092</b> |     | 27 |    | 27 | 100 | 100 |   | 30,5 | 70 | 635 | s12 |     |
| 280 CE (114.072) (136 kW) Eng. M110.981     |    | 6/72-77   | L/R |   |  | M/T+A/T       | <b>17-0092</b> |     | 27 |    | 27 | 100 | 100 |   | 30,5 | 70 | 635 | s12 |     |
| <b>115 (W115) '68-'77</b>                   |   |    | L/R |    |    | NOTE          | METELLI ref.   | ABS | A  | B  | C  | D   | E   | F | H    | I  | L   | M   | Fig |
| 200 (115.015) (63-70 kW) Eng. M115.923/ 926 |    | 1/68-1/77   | L/R |   |  | M/T+A/T       | <b>17-0092</b> |     | 27 |    | 27 | 100 | 100 |   | 30,5 | 70 | 635 | s12 |     |
| 200 D (115.115/.112) (40 kW) Eng. OM615.913 |    | 1/68-1/77   | L/R |   |  | M/T+A/T       | <b>17-0092</b> |     | 27 |    | 27 | 100 | 100 |   | 30,5 | 70 | 635 | s12 |     |
| 220 (115.010) (66 kW) Eng. M115.924         |    | 1/68-7/73   | L/R |   |  | M/T+A/T       | <b>17-0092</b> |     | 27 |    | 27 | 100 | 100 |   | 30,5 | 70 | 635 | s12 |     |
| 220 (115.010) (77 kW) Eng. M115.920         |    | 1/68-7/73   | L/R |   |  | M/T+A/T       | <b>17-0092</b> |     | 27 |    | 27 | 100 | 100 |   | 30,5 | 70 | 635 | s12 |     |
| 220 D (115.110) (44 kW) Eng. OM615.912      |    | 1/68-1/77   | L/R |   |  | M/T+A/T       | <b>17-0092</b> |     | 27 |    | 27 | 100 | 100 |   | 30,5 | 70 | 635 | s12 |     |
| 230.4 (115.017) (81 kW) Eng. M115.951       |    | 8/73-12/76  | L/R |   |  | M/T+A/T       | <b>17-0092</b> |     | 27 |    | 27 | 100 | 100 |   | 30,5 | 70 | 635 | s12 |     |
| 240 D (115.117/.119) (48 kW) Eng. OM616.916 |   | 8/73-1/77   | L/R |   |  | M/T+A/T       | <b>17-0092</b> |     | 27 |    | 27 | 100 | 100 |   | 30,5 | 70 | 635 | s12 |     |
| 240 D 3.0 (115.114) (59 kW) Eng. OM617.910  |  | 74-76   | L/R |   |  | M/T+A/T       | <b>17-0092</b> |     | 27 |    | 27 | 100 | 100 |   | 30,5 | 70 | 635 | s12 |     |
| <b>190 II (W201) '82-'93</b>                |   |  | L/R |  |  | NOTE          | METELLI ref.   | ABS | A  | B  | C  | D   | E   | F | H    | I  | L   | M   | Fig |
| 1.8 E (201.018) (77-80 kW) Eng. M102.910    |  | 4/90-8/93   | L/R |   |  | -ABS, M/T+A/T | <b>17-0215</b> |     | 25 | 25 |    | 95  | 100 |   | 68   |    | 634 | s17 |     |
| 2.0 (66 kW) Eng. M102.921                   |  | 10/82-10/84   | L/R |   |  | -ABS, M/T+A/T | <b>17-0215</b> |     | 25 | 25 |    | 95  | 100 |   | 68   |    | 634 | s17 |     |
| 2.0 D (201.122) (53-55 kW) Eng. OM601.911   |  | 8/83-8/93   | L/R |   |  | -ABS, M/T+A/T | <b>17-0215</b> |     | 25 | 25 |    | 95  | 100 |   | 68   |    | 634 | s17 |     |
| 2.3 E (201.028) (97-100 kW) Eng. M102.985   |  | 86-   | L/R |   |  | M/T+A/T       | <b>17-0215</b> |     | 25 | 25 |    | 95  | 100 |   | 68   |    | 634 | s17 |     |
| 2.5 D (201.126) (66-69 kW) Eng. OM602.911   |  | 4/85-8/93   | L/R |   |  | -ABS, M/T+A/T | <b>17-0215</b> |     | 25 | 25 |    | 95  | 100 |   | 68   |    | 634 | s17 |     |
| 200 E (201.024) (83 kW) Eng. M102.961/ 962  |  | 10/82-  | L/R |   |  | -ABS, M/T+A/T | <b>17-0215</b> |     | 25 | 25 |    | 95  | 100 |   | 68   |    | 634 | s17 |     |




































# MERCEDES BENZ

| Classe A I (W168) '97-'04                      |    | L/R       |  |  | NOTE      | METELLI ref.   | ABS            | A  | B  | C  | D    | E    | F    | H | I    | L     | M   | Fig |   |
|--|---|-----------|---|---|-----------|----------------|----------------|----|----|----|------|------|------|---|------|-------|-----|-----|---|
| A 140 (168.031/.131) (60 kW) Eng. M166.940     |    | 97-       |   | ●   | +ABS      | <b>13-0252</b> |                |    |    | 31 | 75   | 115  |      |   |      |       |     |     |   |
|  |    | 97-       |   | ●   | +ABS      | <b>15-1367</b> | 48             | 24 | 27 | 57 | 76,9 | 30,6 |      |   |      |       | 4   | 2   |   |
|  |    | 1/01-8/04 | L   |   |           | +ABS, M/T      | <b>17-0988</b> | 48 | 24 |    | 22   | 77   | 76,5 | - | 69   | 55    | 575 |     |   |
|  |   | 1/01-8/04 | R   |   |           | +ABS, M/T      | <b>17-0989</b> | 48 | 24 |    | 22   | 77   | 76,5 | - | 69   | 460   | 960 |     |   |
|  |   | 97-00     | L   |   |           | +ABS, M/T      | <b>17-0466</b> | 48 | 24 |    | 22   | 75,9 | 85   |   | 67,7 | 55,5  | 570 | s9  |   |
|  |   | 97-00     | R   |   |           | +ABS, M/T      | <b>17-0467</b> | 48 | 24 |    | 22   | 75,9 | 85   |   | 67,7 | 460,5 | 955 | s4  |   |
| A 160 (168.033/.133) (75 kW) Eng. M166.960     |    | 7/97-     |   | ●   | +ABS      | <b>13-0252</b> |                |    |    | 31 | 75   | 115  |      |   |      |       |     |     |   |
|  |    | 7/97-     |   | ●   | +ABS      | <b>15-1367</b> | 48             | 24 | 27 | 57 | 76,9 | 30,6 |      |   |      |       | 4   | 2   |   |
|  |    | 1/01-8/04 | L   |   |           | +ABS, M/T      | <b>17-0988</b> | 48 | 24 |    | 22   | 77   | 76,5 | - | 69   | 55    | 575 |     |   |
|  |   | 1/01-8/04 | R   |   |           | +ABS, M/T      | <b>17-0989</b> | 48 | 24 |    | 22   | 77   | 76,5 | - | 69   | 460   | 960 |     |   |
|  |   | 7/97-00   | L   |   |           | +ABS, M/T      | <b>17-0466</b> | 48 | 24 |    | 22   | 75,9 | 85   |   | 67,7 | 55,5  | 570 | s9  |   |
|  |   | 7/97-00   | R   |   |           | +ABS, M/T      | <b>17-0467</b> | 48 | 24 |    | 22   | 75,9 | 85   |   | 67,7 | 460,5 | 955 | s4  |   |
| A 160 CDi (168.006) (55 kW) Eng. OM668.940     |    | 01-       |   | ●   | +ABS      | <b>13-0252</b> |                |    |    | 31 | 75   | 115  |      |   |      |       |     |     |   |
|  |    | 01-       |   | ●   | +ABS      | <b>15-1367</b> | 48             | 24 | 27 | 57 | 76,9 | 30,6 |      |   |      |       | 4   | 2   |   |
| A 160 CDi (168.007) (44 kW) Eng. OM668.941     |    | 98-01     |   | ●   | +ABS      | <b>13-0252</b> |                |    |    | 31 | 75   | 115  |      |   |      |       |     |     |   |
|  |    | 98-01     |   | ●   | +ABS      | <b>15-1367</b> | 48             | 24 | 27 | 57 | 76,9 | 30,6 |      |   |      |       | 4   | 2   |   |
|  |    | 98-01     | L   |   |           | +ABS           | <b>17-0466</b> | 48 | 24 |    | 22   | 75,9 | 85   |   | 67,7 | 55,5  | 570 | s9  |   |
|  |   | 98-01     | R   |   |           | +ABS           | <b>17-0467</b> | 48 | 24 |    | 22   | 75,9 | 85   |   | 67,7 | 460,5 | 955 | s4  |   |
| A 170 CDi (168.008) (66 kW) Eng. OM668.940     |    | 98-01     |   | ●   | +ABS, A/T | <b>13-0298</b> |                |    |    | 22 | 76   | 113  |      |   |      |       |     |     |   |
|  |   | 98-01     |   | ●   | +ABS, M/T | <b>13-0252</b> |                |    |    | 31 | 75   | 115  |      |   |      |       |     |     |   |
|  |   | 98-01     |   | ●   | +ABS, A/T | <b>15-1434</b> | 48             | 24 | 27 | 57 | 76,9 | 30,6 |      |   |      |       |     | 4   | 2 |
|  |   | 98-01     |   | ●   | +ABS, M/T | <b>15-1367</b> | 48             | 24 | 27 | 57 | 76,9 | 30,6 |      |   |      |       |     | 4   | 2 |
|  |  | 98-01     | L   |   |           | +ABS, M/T      | <b>17-0466</b> | 48 | 24 |    | 22   | 75,9 | 85   |   | 67,7 | 55,5  | 570 | s9  |   |
|  |   | 98-01     | R   |   |           | +ABS, M/T      | <b>17-0467</b> | 48 | 24 |    | 22   | 75,9 | 85   |   | 67,7 | 460,5 | 955 | s4  |   |
| A 170 CDi (168.009/109) (70 kW) Eng. OM668.942 |  | 01-       |   | ●   | +ABS      | <b>13-0252</b> |                |    |    | 31 | 75   | 115  |      |   |      |       |     |     |   |
|  |  | 01-       |   | ●   | +ABS      | <b>15-1367</b> | 48             | 24 | 27 | 57 | 76,9 | 30,6 |      |   |      |       | 4   | 2   |   |
|  |  | 1/01-8/04 | L   |   |           | +ABS, M/T      | <b>17-0988</b> | 48 | 24 |    | 22   | 77   | 76,5 | - | 69   | 55    | 575 |     |   |
|  |   | 1/01-8/04 | R   |   |           | +ABS, M/T      | <b>17-0989</b> | 48 | 24 |    | 22   | 77   | 76,5 | - | 69   | 460   | 960 |     |   |
| A 190 (168.032/.132) (92 kW) Eng. M166.990     |  | 99-       |   | ●   | +ABS      | <b>13-0252</b> |                |    |    | 31 | 75   | 115  |      |   |      |       |     |     |   |
|  |  | 99-       |   | ●   | +ABS      | <b>15-1367</b> | 48             | 24 | 27 | 57 | 76,9 | 30,6 |      |   |      |       | 4   | 2   |   |





































| Classe A II (W169) '04-                        |    | L/R   |  |  | NOTE | METELLI ref.                   | ABS            | A  | B  | C    | D    | E   | F    | H | I  | L   | M   | Fig |   |
|--|---|-------|---|--|------|--------------------------------|----------------|----|----|------|------|-----|------|---|----|-----|-----|-----|---|
| A 150 (169.031/331) (70 kW) Eng. M266.920      |    | 04-   |   | ●  | M/T  | <b>13-0398</b>                 |                |    |    | 28   | 74   | 115 |      |   |    |     |     |     |   |
|  |    | 04-   |   | ●  | M/T  | <b>15-1604</b>                 |                | 25 | 27 | 60,2 | 81,9 | 41  |      |   |    |     |     | 11a | 2 |
|  |    | 9/04- | L   |  |      | M/T, Ch -J116409, Inner Thread | <b>17-0990</b> |    | 25 |      | 22   | 82  | 76,5 | - | 42 | 55  | 574 |     |   |
|  |   | 9/04- | L   |  |      | M/T, Ch J116410-, Outer Thread | <b>17-0996</b> |    | 25 |      | 22   | 82  | 76,5 | - | 74 | 55  | 605 |     |   |
|  |   | 9/04- | R   |  |      | M/T, Ch -J116409, Inner Thread | <b>17-0991</b> |    | 25 |      | 22   | 82  | 76,5 | - | 42 | 460 | 945 |     |   |
|  |   | 9/04- | R   |  |      | M/T, Ch J116410-, Outer Thread | <b>17-0997</b> |    | 25 |      | 22   | 82  | 76,5 | - | 74 | 460 | 996 |     |   |
| A 160 (169.031/331) (70 kW) Eng. M266.920      |    | 09-   |   | ●  | M/T  | <b>13-0398</b>                 |                |    |    | 28   | 74   | 115 |      |   |    |     |     |     |   |
|  |    | 09-   |   | ●  | M/T  | <b>15-1604</b>                 |                | 25 | 27 | 60,2 | 81,9 | 41  |      |   |    |     |     | 11a | 2 |
| A 160 CDi (169.006/306) (60 kW) Eng. OM640.942 |    | 04-   |   | ●  | M/T  | <b>13-0398</b>                 |                |    |    | 28   | 74   | 115 |      |   |    |     |     |     |   |
|  |    | 04-   |   | ●  | M/T  | <b>15-1604</b>                 |                | 25 | 27 | 60,2 | 81,9 | 41  |      |   |    |     |     | 11a | 2 |
|  |    | 9/04- | L   |  |      | M/T, Ch -J116409, Inner Thread | <b>17-0990</b> |    | 25 |      | 22   | 82  | 76,5 | - | 42 | 55  | 574 |     |   |
|  |   | 9/04- | L   |  |      | M/T, Ch J116410-, Outer Thread | <b>17-0996</b> |    | 25 |      | 22   | 82  | 76,5 | - | 74 | 55  | 605 |     |   |
|  |   | 9/04- | R   |  |      | M/T, Ch -J116409, Inner Thread | <b>17-0991</b> |    | 25 |      | 22   | 82  | 76,5 | - | 42 | 460 | 945 |     |   |
|  |   | 9/04- | R   |  |      | M/T, Ch J116410-, Outer Thread | <b>17-0997</b> |    | 25 |      | 22   | 82  | 76,5 | - | 74 | 460 | 996 |     |   |
| A 170 (169.032/332) (85 kW) Eng. M266.940      |    | 04-   |   | ●  | M/T  | <b>13-0398</b>                 |                |    |    | 28   | 74   | 115 |      |   |    |     |     |     |   |
|  |    | 04-   |   | ●  | M/T  | <b>15-1604</b>                 |                | 25 | 27 | 60,2 | 81,9 | 41  |      |   |    |     |     | 11a | 2 |
|  |    | 9/04- | L   |  |      | M/T, Ch -J116409, Inner Thread | <b>17-0990</b> |    | 25 |      | 22   | 82  | 76,5 | - | 42 | 55  | 574 |     |   |
|  |   | 9/04- | L   |  |      | M/T, Ch J116410-, Outer Thread | <b>17-0996</b> |    | 25 |      | 22   | 82  | 76,5 | - | 74 | 55  | 605 |     |   |
|  |   | 9/04- | R   |  |      | M/T, Ch -J116409, Inner Thread | <b>17-0991</b> |    | 25 |      | 22   | 82  | 76,5 | - | 42 | 460 | 945 |     |   |
|  |   | 9/04- | R   |  |      | M/T, Ch J116410-, Outer Thread | <b>17-0997</b> |    | 25 |      | 22   | 82  | 76,5 | - | 74 | 460 | 996 |     |   |
| A 170 NGT (245.233) (85 kW) Eng. M266.940      |   | 08-   |   | ●  | M/T  | <b>13-0398</b>                 |                |    |    | 28   | 74   | 115 |      |   |    |     |     |     |   |
|  |  | 08-   |   | ●  | M/T  | <b>15-1604</b>                 |                | 25 | 27 | 60,2 | 81,9 | 41  |      |   |    |     |     | 11a | 2 |
| A 180 (169.032/332) (85 kW) Eng. M266.940      |  | 09-   |   | ●  | M/T  | <b>13-0398</b>                 |                |    |    | 28   | 74   | 115 |      |   |    |     |     |     |   |
|  |  | 09-   |   | ●  | M/T  | <b>15-1604</b>                 |                | 25 | 27 | 60,2 | 81,9 | 41  |      |   |    |     |     | 11a | 2 |
| A 180 CDi (169.007/307) (80 kW) Eng. OM640.940 |  | 04-   |   | ●  | M/T  | <b>13-0391</b>                 |                |    |    | 25   | 90   | 107 |      |   |    |     |     |     |   |
|  |  | 04-   |   | ●  | M/T  | <b>15-1590</b>                 |                | 25 | 25 | 60,2 | 88,8 | 41  |      |   |    |     |     | 11a | 2 |
| A 200 (169.033/333) (100 kW) Eng. M266.960     |  | 04-   |   | ●  | M/T  | <b>13-0398</b>                 |                |    |    | 28   | 74   | 115 |      |   |    |     |     |     |   |
|  |  | 04-   |   | ●  | M/T  | <b>15-1604</b>                 |                | 25 | 27 | 60,2 | 81,9 | 41  |      |   |    |     |     | 11a | 2 |
|  |  | 9/04- | L   |  |      | M/T, Ch -J116409, Inner Thread | <b>17-0990</b> |    | 25 |      | 22   | 82  | 76,5 | - | 42 | 55  | 574 |     |   |
|  |   | 9/04- | L   |  |      | M/T, Ch J116410-, Outer Thread | <b>17-0996</b> |    | 25 |      | 22   | 82  | 76,5 | - | 74 | 55  | 605 |     |   |
|  |   | 9/04- | R   |  |      | M/T, Ch -J116409, Inner Thread | <b>17-0991</b> |    | 25 |      | 22   | 82  | 76,5 | - | 42 | 460 | 945 |     |   |
|  |   | 9/04- | R   |  |      | M/T, Ch J116410-, Outer Thread | <b>17-0997</b> |    | 25 |      | 22   | 82  | 76,5 | - | 74 | 460 | 996 |     |   |

## MERCEDES BENZ




































| <b>Classe A II (W169) '04-</b>                         |   |  | L/R |  |  | NOTE | METELLI ref.                   | ABS            | A  | B  | C    | D    | E   | F    | H | I  | L   | M   | Fig |   |  |
|--|---|---|-----|---|---|------|--------------------------------|----------------|----|----|------|------|-----|------|---|----|-----|-----|-----|---|--|
| A 200 CDi (169.008/308) (100-103 kW)<br>Eng. OM640.941 |    | 04-   |     | •   |   | M/T  | <b>13-0391</b>                 |                |    |    | 25   | 90   | 107 |      |   |    |     |     |     |   |  |
|  |    | 04-   |     | •   |   | M/T  | <b>15-1590</b>                 |                | 25 | 25 | 60,2 | 88,8 | 41  |      |   |    |     |     | 11a | 2 |  |
| A 200 T. (169.034/334) (142 kW) Eng. M266.980          |    | 05-   |     | •   |   | M/T  | <b>13-0391</b>                 |                |    |    | 25   | 90   | 107 |      |   |    |     |     |     |   |  |
|  |    | 05-   |     | •   |   | M/T  | <b>15-1590</b>                 |                | 25 | 25 | 60,2 | 88,8 | 41  |      |   |    |     |     | 11a | 2 |  |
| <b>Classe B I (W245) '05-'11</b>                       |   |  | L/R |  |  | NOTE | METELLI ref.                   | ABS            | A  | B  | C    | D    | E   | F    | H | I  | L   | M   | Fig |   |  |
| B 150 (245.231) (70 kW) Eng. M266.920                  |    | 05-   |     | •   |   | M/T  | <b>13-0398</b>                 |                |    |    | 28   | 74   | 115 |      |   |    |     |     |     |   |  |
|  |    | 05-   |     | •   |   | M/T  | <b>15-1604</b>                 |                | 25 | 27 | 60,2 | 81,9 | 41  |      |   |    |     |     | 11a | 2 |  |
|  |    | 3/05-   | L   |   |   |      | M/T, Ch -J000183, Inner Thread | <b>17-0990</b> |    | 25 |      | 22   | 82  | 76,5 | - | 42 | 55  | 574 |     |   |  |
|  |   | 3/05-   | L   |   |   |      | M/T, Ch J000184-, Outer Thread | <b>17-0996</b> |    | 25 |      | 22   | 82  | 76,5 | - | 74 | 55  | 605 |     |   |  |
|  |   | 3/05-   | R   |   |   |      | M/T, Ch -J000183, Inner Thread | <b>17-0991</b> |    | 25 |      | 22   | 82  | 76,5 | - | 42 | 460 | 945 |     |   |  |
|  |   | 3/05-   | R   |   |   |      | M/T, Ch J000184-, Outer Thread | <b>17-0997</b> |    | 25 |      | 22   | 82  | 76,5 | - | 74 | 460 | 996 |     |   |  |
| B 160 (245.231) (70 kW) Eng. M266.920                  |    | 09-   |     | •   |   | M/T  | <b>13-0398</b>                 |                |    |    | 28   | 74   | 115 |      |   |    |     |     |     |   |  |
|  |    | 09-   |     | •   |   | M/T  | <b>15-1604</b>                 |                | 25 | 27 | 60,2 | 81,9 | 41  |      |   |    |     |     | 11a | 2 |  |
| B 170 (245.232) (85 kW) Eng. M266.940                  |    | 05-   |     | •   |   | M/T  | <b>13-0398</b>                 |                |    |    | 28   | 74   | 115 |      |   |    |     |     |     |   |  |
|  |    | 05-   |     | •   |   | M/T  | <b>15-1604</b>                 |                | 25 | 27 | 60,2 | 81,9 | 41  |      |   |    |     |     | 11a | 2 |  |
|  |    | 3/05-   | L   |   |   |      | M/T, Ch -J000183, Inner Thread | <b>17-0990</b> |    | 25 |      | 22   | 82  | 76,5 | - | 42 | 55  | 574 |     |   |  |
|  |   | 3/05-   | L   |   |   |      | M/T, Ch J000184-, Outer Thread | <b>17-0996</b> |    | 25 |      | 22   | 82  | 76,5 | - | 74 | 55  | 605 |     |   |  |
|  |   | 3/05-   | R   |   |   |      | M/T, Ch -J000183, Inner Thread | <b>17-0991</b> |    | 25 |      | 22   | 82  | 76,5 | - | 42 | 460 | 945 |     |   |  |
|  |   | 3/05-   | R   |   |   |      | M/T, Ch J000184-, Outer Thread | <b>17-0997</b> |    | 25 |      | 22   | 82  | 76,5 | - | 74 | 460 | 996 |     |   |  |
| B 180 (245.232) (85 kW) Eng. M266.940                  |   | 09-   |     | •   |   | M/T  | <b>13-0398</b>                 |                |    |    | 28   | 74   | 115 |      |   |    |     |     |     |   |  |
|  |  | 09-   |     | •   |   | M/T  | <b>15-1604</b>                 |                | 25 | 27 | 60,2 | 81,9 | 41  |      |   |    |     |     | 11a | 2 |  |
| B 180 CDi (245.207) (80 kW) Eng. OM640.940             |  | 05-   |     | •   |   | M/T  | <b>13-0391</b>                 |                |    |    | 25   | 90   | 107 |      |   |    |     |     |     |   |  |
|  |  | 05-   |     | •   |   | M/T  | <b>15-1590</b>                 |                | 25 | 25 | 60,2 | 88,8 | 41  |      |   |    |     |     | 11a | 2 |  |
| B 180 NGT (235.233) (85 kW) Eng. M266.940              |  | 08-11   |     | •   |   | M/T  | <b>13-0398</b>                 |                |    |    | 28   | 74   | 115 |      |   |    |     |     |     |   |  |
|  |  | 08-11   |     | •   |   | M/T  | <b>15-1604</b>                 |                | 25 | 27 | 60,2 | 81,9 | 41  |      |   |    |     |     | 11a | 2 |  |
| B 200 (245.233) (100 kW) Eng. M266.960                 |  | 05-   |     | •   |   | M/T  | <b>13-0398</b>                 |                |    |    | 28   | 74   | 115 |      |   |    |     |     |     |   |  |
|  |  | 05-   |     | •   |   | M/T  | <b>15-1604</b>                 |                | 25 | 27 | 60,2 | 81,9 | 41  |      |   |    |     |     | 11a | 2 |  |
|  |  | 3/05-   | L   |   |   |      | M/T, Ch -J000183, Inner Thread | <b>17-0990</b> |    | 25 |      | 22   | 82  | 76,5 | - | 42 | 55  | 574 |     |   |  |
|  |   | 3/05-   | L   |   |   |      | M/T, Ch J000184-, Outer Thread | <b>17-0996</b> |    | 25 |      | 22   | 82  | 76,5 | - | 74 | 55  | 605 |     |   |  |
|  |   | 3/05-   | R   |   |   |      | M/T, Ch -J000183, Inner Thread | <b>17-0991</b> |    | 25 |      | 22   | 82  | 76,5 | - | 42 | 460 | 945 |     |   |  |
|  |   | 3/05-   | R   |   |   |      | M/T, Ch J000184-, Outer Thread | <b>17-0997</b> |    | 25 |      | 22   | 82  | 76,5 | - | 74 | 460 | 996 |     |   |  |

| <b>Classe B I (W245) '05-'11</b>              |   |    | L/R |    |    | NOTE      | METELLI ref. | ABS | A  | B  | C    | D    | E   | F | H  | I | L   | M   | Fig |   |
|---|---|---|-----|---|--|-----------|--------------|-----|----|----|------|------|-----|---|----|---|-----|-----|-----|---|
| B 200 CDi (245.208) (103 kW) Eng. OM640.941   |    | 05-   |     | •   |  | M/T       | 13-0391      |     |    |    | 25   | 90   | 107 |   |    |   |     |     |     |   |
|   |    | 05-   |     | •   |  | M/T       | 15-1590      |     | 25 | 25 | 60,2 | 88,8 | 41  |   |    |   |     |     | 11a | 2 |
| B 200 T (245.234) (142 kW) Eng. M266.980      |    | 05-   |     | •   |  | M/T       | 13-0391      |     |    |    | 25   | 90   | 107 |   |    |   |     |     |     |   |
|   |    | 05-   |     | •   |  | M/T       | 15-1590      |     | 25 | 25 | 60,2 | 88,8 | 41  |   |    |   |     |     | 11a | 2 |
| <b>Classe C I (W202) '93-'00</b>              |   |    | L/R |    |    | NOTE      | METELLI ref. | ABS | A  | B  | C    | D    | E   | F | H  | I | L   | M   | Fig |   |
| C 180 (202.018) (89-90 kW) Eng. M111.920/ 921 |    | 93-00   | L/R |   |  | -ABS, RWD | 17-0268      |     | 25 |    |      |      | 100 |   | 70 |   | 645 | s17 |     |   |
| C 200 (202.020) (100 kW) Eng. M111.941/ 945   |    | 94-00   | L/R |   |  | -ABS, RWD | 17-0268      |     | 25 |    |      |      | 100 |   | 70 |   | 645 | s17 |     |   |
| C 200 D (202.120) (55 kW) Eng. OM601.913      |    | 93-00   | L/R |   |  | -ABS, RWD | 17-0268      |     | 25 |    |      |      | 100 |   | 70 |   | 645 | s17 |     |   |
| C 200 D (202.122) (65 kW) Eng. OM604.915      |    | 96-00   | L/R |   |  | RWD       | 17-0268      |     | 25 |    |      |      | 100 |   | 70 |   | 645 | s17 |     |   |
| C 220 (202.022) (110 kW) Eng. M111.961        |    | 93-00   | L/R |   |  | -ABS, RWD | 17-0268      |     | 25 |    |      |      | 100 |   | 70 |   | 645 | s17 |     |   |
| C 220 D (202.121) (55-70 kW) Eng. OM604.910   |    | 93-00   | L/R |   |  | -ABS, RWD | 17-0268      |     | 25 |    |      |      | 100 |   | 70 |   | 645 | s17 |     |   |
| C 230 (202.023) (110 kW) Eng. M111.974        |    | 96-00   | L/R |   |  | RWD       | 17-0268      |     | 25 |    |      |      | 100 |   | 70 |   | 645 | s17 |     |   |
| C 240 (202.026) (125 kW) Eng. M112.910        |    | 97-00   | L/R |   |  | RWD       | 17-0268      |     | 25 |    |      |      | 100 |   | 70 |   | 645 | s17 |     |   |
| C 250 D (202.125) (83 kW) Eng. OM605.910      |    | 93-00   | L/R |   |  | -ABS, RWD | 17-0268      |     | 25 |    |      |      | 100 |   | 70 |   | 645 | s17 |     |   |
| C 250 TD (202.128) (110 kW) Eng. OM605.960    |    | 95-00   | L/R |   |  | RWD       | 17-0268      |     | 25 |    |      |      | 100 |   | 70 |   | 645 | s17 |     |   |
| C 280 (202.028) (142 kW) Eng. M104.941        |    | 93-00   | L/R |   |  | -ABS, RWD | 17-0268      |     | 25 |    |      |      | 100 |   | 70 |   | 645 | s17 |     |   |
| C 280 (202.029) (145 kW) Eng. M112.920        |    | 97-00   | L/R |   |  | RWD       | 17-0268      |     | 25 |    |      |      | 100 |   | 70 |   | 645 | s17 |     |   |
| <b>Classe C I SW (S202) '96-'01</b>           |   |    | L/R |    |    | NOTE      | METELLI ref. | ABS | A  | B  | C    | D    | E   | F | H  | I | L   | M   | Fig |   |
| C 200 TD (202.180) (65 kW) Eng. OM604.915     |  | 96-00   | L/R |   |  | RWD       | 17-0268      |     | 25 |    |      |      | 100 |   | 70 |   | 645 | s17 |     |   |
| C 230 T (202.083) (110 kW) Eng. M111.974      |  | 96-01   | L/R |   |  | RWD       | 17-0268      |     | 25 |    |      |      | 100 |   | 70 |   | 645 | s17 |     |   |
| C 240 T (202.086) (125 kW) Eng. M112.910      |  | 97-00   | L/R |   |  | RWD       | 17-0268      |     | 25 |    |      |      | 100 |   | 70 |   | 645 | s17 |     |   |
| C 250 T TD (202.188) (110 kW) Eng. OM605.960  |  | 96-00   | L/R |   |  | RWD       | 17-0268      |     | 25 |    |      |      | 100 |   | 70 |   | 645 | s17 |     |   |
| C 280 T (202.089) (145 kW) Eng. M112.920      |  | 97-01   | L/R |   |  | RWD       | 17-0268      |     | 25 |    |      |      | 100 |   | 70 |   | 645 | s17 |     |   |
| <b>Classe E I (W124) '93-'95</b>              |   |  | L/R |  |  | NOTE      | METELLI ref. | ABS | A  | B  | C    | D    | E   | F | H  | I | L   | M   | Fig |   |
| E 200 D (124.120) (55 kW) Eng. OM601.912      |  | 93-95   | L/R |   |  | RWD, M/T  | 17-0676      |     | 25 |    |      | 95   | 100 |   | 68 |   | 664 | s17 |     |   |
| E 250 D (65-69 kW) Eng. OM602.912             |  | 85-93   | L/R |   |  | RWD, M/T  | 17-0676      |     | 25 |    |      | 95   | 100 |   | 68 |   | 664 | s17 |     |   |




































## MERCEDES BENZ
































| <b>Classe M I (W163) '98-'05</b>             |   |   | L/R |   |   | NOTE      | METELLI ref. | ABS | A  | B  | C    | D     | E    | F | H   | I | L | M   | Fig |   |
|--|---|--|-----|--|---|-----------|--------------|-----|----|----|------|-------|------|---|-----|---|---|-----|-----|---|
| ML 230 (163.136) (110 kW) Eng. M111.977      |    | 98-05  |     | ●  |   | +ABS      | 13-0481      |     |    |    | 22   | 82    | 126  |   |     |   |   |     |     |   |
|  |    | 98-05  |     | ●  |   | +ABS      | 15-1709      | 48  | 30 | 26 | 79,1 | 96,3  | 42,4 |   |     |   |   |     | 11  | 2 |
| ML 270 CDi (163.113) (120 kW) Eng. OM612.963 |    | 99-05  |     | ●  |   | +ABS      | 13-0481      |     |    |    | 22   | 82    | 126  |   |     |   |   |     |     |   |
|  |    | 99-05  |     | ●  |   | +ABS      | 15-1709      | 48  | 30 | 26 | 79,1 | 96,3  | 42,4 |   |     |   |   |     | 11  | 2 |
| ML 320 (163.154) (160 kW) Eng. M112.942      |    | 98-02  |     | ●  |   | +ABS      | 13-0481      |     |    |    | 22   | 82    | 126  |   |     |   |   |     |     |   |
|  |    | 98-02  |     | ●  |   | +ABS      | 15-1709      | 48  | 30 | 26 | 79,1 | 96,3  | 42,4 |   |     |   |   |     | 11  | 2 |
| ML 350 (173 kW) Eng. M112.970                |    | 03-05  |     | ●  |   | +ABS      | 13-0481      |     |    |    | 22   | 82    | 126  |   |     |   |   |     |     |   |
|  |    | 03-05  |     | ●  |   | +ABS      | 15-1709      | 48  | 30 | 26 | 79,1 | 96,3  | 42,4 |   |     |   |   |     | 11  | 2 |
| ML 350 (163.157) (180 kW) Eng. M112.970      |    | 02-05  |     | ●  |   | +ABS      | 13-0481      |     |    |    | 22   | 82    | 126  |   |     |   |   |     |     |   |
|  |    | 02-05  |     | ●  |   | +ABS      | 15-1709      | 48  | 30 | 26 | 79,1 | 96,3  | 42,4 |   |     |   |   |     | 11  | 2 |
| ML 400 CDi (163.128) (184 kW) Eng. OM628.963 |    | 01-05  |     | ●  |   | +ABS      | 13-0481      |     |    |    | 22   | 82    | 126  |   |     |   |   |     |     |   |
|  |    | 01-05  |     | ●  |   | +ABS      | 15-1709      | 48  | 30 | 26 | 79,1 | 96,3  | 42,4 |   |     |   |   |     | 11  | 2 |
| ML 430 (163.172) (200 kW) Eng. M113.942      |    | 98-05  |     | ●  |   | +ABS      | 13-0481      |     |    |    | 22   | 82    | 126  |   |     |   |   |     |     |   |
|  |    | 98-05  |     | ●  |   | +ABS      | 15-1709      | 48  | 30 | 26 | 79,1 | 96,3  | 42,4 |   |     |   |   |     | 11  | 2 |
| ML 500 (163.175) (215 kW) Eng. M113.964/ 965 |    | 01-05  |     | ●  |   | +ABS      | 13-0481      |     |    |    | 22   | 82    | 126  |   |     |   |   |     |     |   |
|  |    | 01-05  |     | ●  |   | +ABS      | 15-1709      | 48  | 30 | 26 | 79,1 | 96,3  | 42,4 |   |     |   |   |     | 11  | 2 |
| ML 55 AMG (163.174) (255 kW) Eng. M113.981   |    | 00-05  |     | ●  |   | +ABS      | 13-0481      |     |    |    | 22   | 82    | 126  |   |     |   |   |     |     |   |
|  |    | 00-05  |     | ●  |   | +ABS      | 15-1709      | 48  | 30 | 26 | 79,1 | 96,3  | 42,4 |   |     |   |   |     | 11  | 2 |
| <b>Classe V (638/2) '96-</b>                 |   |  | L/R |  |  | NOTE      | METELLI ref. | ABS | A  | B  | C    | D     | E    | F | H   | I | L | M   | Fig |   |
| 200 (638.214) (95 kW) Eng. M111.948          |  | 97-  |     | ●  |   | +ABS, M/T | 13-0219      |     |    |    | 24   | 90    | 90   |   |     |   |   |     |     |   |
|  |  | 97-  |     | ●  |   | -ABS, M/T | 14-0015      |     |    |    | 26   | 107,5 | 120  |   |     |   |   |     |     |   |
|  |  | 97-  |     | ●  |   | +ABS, M/T | 15-1298      | 48  | 27 | 27 | 60   | 98    | 64   |   |     |   |   |     | 5   | 2 |
|  |  | 97-  |     | ●  |   | -ABS, M/T | 16-1016      |     |    | 28 |      | 108   |      |   |     |   |   |     |     |   |
|  |  | 97-  | L/R |  |   | +ABS      | 17-0173      | 48  | 27 | 28 |      | 98    | 108  |   | 100 |   |   | 538 | s10 |   |
|  |  | 97-  | L/R |  |   | -ABS      | 17-0376      |     | 27 | 28 |      | 98    | 108  |   | 100 |   |   | 538 | s17 |   |
| 200 CDi (638.294) (75 kW) Eng. OM611.980     |  | 3/99-  |     | ●  |   | +ABS, M/T | 13-0256      |     |    |    | 25,8 | 85    | 80   |   |     |   |   |     |     |   |
|  |  | 3/99-  |     | ●  |   |           | 14-0027      |     |    |    | 24,5 | 120   | 139  |   |     |   |   |     |     |   |
|  |  | 3/99-  |     | ●  |   | +ABS, M/T | 15-1373      | 48  | 27 | 36 | 71,7 | 100,5 | 63,3 |   |     |   |   |     | 5   | 2 |
|  |  | 3/99-  |     | ●  |   |           | 16-1030      |     |    | 30 |      | 122   |      |   |     |   |   |     |     | 2 |
|  |  | 3/99-  | L/R |  |   | +ABS      | 17-0185      | 48  | 27 | 30 |      | 101,5 | 120  |   | 100 |   |   | 505 | s10 |   |
|  |  | 3/99-  | L/R |  |   | -ABS      | 17-0377      |     | 27 | 30 |      | 101,5 | 124  |   | 100 |   |   | 504 | s10 |   |







| <b>Classe V (638/2) '96-</b>                          |   |    | L/R |    |    | NOTE      | METELLI ref. | ABS     | A  | B  | C    | D     | E     | F   | H    | I   | L   | M   | Fig |  |   |
|---|---|---|-----|---|---|-----------|--------------|---------|----|----|------|-------|-------|-----|------|-----|-----|-----|-----|--|---|
| 220 CDi (638.294) (90 kW) Eng. OM611.980              |    | 3/99-   |     | •   |   | +ABS, M/T | 13-0256      |         |    |    | 25,8 | 85    | 80    |     |      |     |     |     |     |  |   |
|   |    | 3/99-   |     |   | •   |           | 14-0027      |         |    |    | 24,5 | 120   | 139   |     |      |     |     |     |     |  |   |
|   |    | 3/99-   |     | •   |   | +ABS, M/T | 15-1373      | 48      | 27 | 36 | 71,7 | 100,5 | 63,3  |     |      |     |     | 5   | 2   |  |   |
|   |    | 3/99-   |     |   | •   |           | 16-1030      |         |    | 30 |      | 122   |       |     |      |     |     |     |     |  | 2 |
|   |    | 3/99-   | L/R |   |   |           | +ABS         | 17-0185 | 48 | 27 | 30   |       | 101,5 | 120 |      | 100 |     | 505 | s10 |  |   |
|   |   | 3/99-   | L/R |   |   |           | -ABS         | 17-0377 |    | 27 | 30   |       | 101,5 | 124 |      | 100 |     | 504 | s10 |  |   |
| 230 (638.234) (105 kW) Eng. M111.978                  |    | 2/96-   |     | •   |   | +ABS, M/T | 13-0219      |         |    |    | 24   | 90    | 90    |     |      |     |     |     |     |  |   |
|   |    | 2/96-   |     |   | •   | -ABS, M/T | 14-0015      |         |    |    | 26   | 107,5 | 120   |     |      |     |     |     |     |  |   |
|   |    | 2/96-   |     | •   |   | +ABS, M/T | 15-1298      | 48      | 27 | 27 | 60   | 98    | 64    |     |      |     |     | 5   | 2   |  |   |
|   |    | 2/96-   |     |   | •   | -ABS, M/T | 16-1016      |         |    | 28 |      | 108   |       |     |      |     |     |     |     |  |   |
|   |    | 10/96-  | L/R |   |   |           | +ABS         | 17-0173 | 48 | 27 | 28   |       | 98    | 108 |      | 100 |     | 538 | s10 |  |   |
|   |   | 10/96-  | L/R |   |   |           | -ABS         | 17-0376 |    | 27 | 28   |       | 98    | 108 |      | 100 |     | 538 | s17 |  |   |
| 230 TD (638.274) (72 kW) Eng. OM601.970               |    | 2/96-   |     | •   |   | +ABS, M/T | 13-0219      |         |    |    | 24   | 90    | 90    |     |      |     |     |     |     |  |   |
|   |    | 2/96-   |     |   | •   | -ABS, M/T | 14-0015      |         |    |    | 26   | 107,5 | 120   |     |      |     |     |     |     |  |   |
|   |    | 2/96-   |     | •   |   | +ABS, M/T | 15-1298      | 48      | 27 | 27 | 60   | 98    | 64    |     |      |     |     | 5   | 2   |  |   |
|   |    | 2/96-   |     |   | •   | -ABS, M/T | 16-1016      |         |    | 28 |      | 108   |       |     |      |     |     |     |     |  |   |
|   |    | 9/96-   | L/R |   |   |           | +ABS         | 17-0173 | 48 | 27 | 28   |       | 98    | 108 |      | 100 |     | 538 | s10 |  |   |
|   |   | 9/96-   | L/R |   |   |           | -ABS         | 17-0376 |    | 27 | 28   |       | 98    | 108 |      | 100 |     | 538 | s17 |  |   |
| <b>Coupe II (C123) '77-'85</b>                        |   |    | L/R |    |    | NOTE      | METELLI ref. | ABS     | A  | B  | C    | D     | E     | F   | H    | I   | L   | M   | Fig |  |   |
| 230 C (123.043) (80 kW) Eng. M115.954                 |   | 77-80   | L/R |   |   | M/T+A/T   | 17-0092      |         | 27 |    | 27   | 100   | 100   |     | 30,5 | 70  | 635 | s12 |     |  |   |
| 230 CE (123.243) (100 kW) Eng. M102.980               |  | 80-85   | L/R |   |   | M/T+A/T   | 17-0092      |         | 27 |    | 27   | 100   | 100   |     | 30,5 | 70  | 635 | s12 |     |  |   |
| 280 C (123.050) (115 kW) Eng. M110.923                |  | 77-80   | L/R |   |   | M/T+A/T   | 17-0092      |         | 27 |    | 27   | 100   | 100   |     | 30,5 | 70  | 635 | s12 |     |  |   |
| 280 CE (123.053) (130-136 kW) Eng. M110.988           |  | 77-85   | L/R |   |   | M/T+A/T   | 17-0092      |         | 27 |    | 27   | 100   | 100   |     | 30,5 | 70  | 635 | s12 |     |  |   |
| 300 CTD (123.153) (92 kW) Eng. OM617.952              |  | 81-85   | L/R |   |   | M/T+A/T   | 17-0092      |         | 27 |    | 27   | 100   | 100   |     | 30,5 | 70  | 635 | s12 |     |  |   |
| <b>Coupe IV (C124) '89-'93</b>                        |   |  | L/R |  |  | NOTE      | METELLI ref. | ABS     | A  | B  | C    | D     | E     | F   | H    | I   | L   | M   | Fig |  |   |
| 230 CE (124.043) (97-100 kW) Eng. M102.982            |  | 89-   | L/R |   |   | RWD, M/T  | 17-0676      |         | 25 |    |      | 95    | 100   |     | 68   |     | 664 | s17 |     |  |   |
| <b>SL I (R107) '71-'89</b>                            |   |  | L/R |  |  | NOTE      | METELLI ref. | ABS     | A  | B  | C    | D     | E     | F   | H    | I   | L   | M   | Fig |  |   |
| 280 SL (107.042) (130-136 kW) Eng. M110.982/ 986/ 990 |  | 74-85   | L/R |   |   | M/T+A/T   | 17-0092      |         | 27 |    | 27   | 100   | 100   |     | 30,5 | 70  | 635 | s12 |     |  |   |
| 350 SL (107.043) (143 kW) Eng. M116.982/ 984          |  | 5/71-2/80   | L/R |   |   | M/T+A/T   | 17-0092      |         | 27 |    | 27   | 100   | 100   |     | 30,5 | 70  | 635 | s12 |     |  |   |

## MERCEDES BENZ





























| <b>SL I (R107) '71-'89</b>                           |    | L/R       |    |    | NOTE    | METELLI ref.   | ABS | A  | B | C  | D   | E   | F | H    | I  | L   | M   | Fig |
|--|---|-----------|---|---|---------|----------------|-----|----|---|----|-----|-----|---|------|----|-----|-----|-----|
| 380 SL (107.045) (150-160 kW) Eng. M116.960/962      |    | 7/80-8/85 | L/R   |   | M/T+A/T | <b>17-0092</b> |     | 27 |   | 27 | 100 | 100 |   | 30,5 | 70 | 635 | s12 |     |
| <b>SL I Coupe (C107) '72-'81</b>                     |    | L/R       |    |    | NOTE    | METELLI ref.   | ABS | A  | B | C  | D   | E   | F | H    | I  | L   | M   | Fig |
| 280 SLC (107.022) (130-136 kW) Eng. M110.982/986/990 |    | 74-81     | L/R   |   | M/T+A/T | <b>17-0092</b> |     | 27 |   | 27 | 100 | 100 |   | 30,5 | 70 | 635 | s12 |     |
| 350 SLC (107.023) (143-147 kW) Eng. M116.982/984     |    | 72-80     | L/R   |   | M/T+A/T | <b>17-0092</b> |     | 27 |   | 27 | 100 | 100 |   | 30,5 | 70 | 635 | s12 |     |
| 380 SLC (107.025) (160 kW) Eng. M116.960             |    | 80-81     | L/R   |   | M/T+A/T | <b>17-0092</b> |     | 27 |   | 27 | 100 | 100 |   | 30,5 | 70 | 635 | s12 |     |
| <b>T-Model I (W123) '76-'85</b>                      |    | L/R       |    |    | NOTE    | METELLI ref.   | ABS | A  | B | C  | D   | E   | F | H    | I  | L   | M   | Fig |
| 200 (123.020) (62-69 kW) Eng. M115.938/939           |    | 76-80     | L/R   |   | M/T+A/T | <b>17-0092</b> |     | 27 |   | 27 | 100 | 100 |   | 30,5 | 70 | 635 | s12 |     |
| 200 (123.220) (74-80 kW) Eng. M102.920/939           |    | 80-85     | L/R   |   | M/T+A/T | <b>17-0092</b> |     | 27 |   | 27 | 100 | 100 |   | 30,5 | 70 | 635 | s12 |     |
| 200 D (123.120) (40-44 kW) Eng. OM615.940            |    | 76-85     | L/R   |   | M/T+A/T | <b>17-0092</b> |     | 27 |   | 27 | 100 | 100 |   | 30,5 | 70 | 635 | s12 |     |
| 220 D (123.126) (44-49 kW) Eng. OM615.941            |    | 76-79     | L/R   |   | M/T+A/T | <b>17-0092</b> |     | 27 |   | 27 | 100 | 100 |   | 30,5 | 70 | 635 | s12 |     |
| 230 (123.023) (80 kW) Eng. M115.954                  |    | 76-81     | L/R   |   | M/T+A/T | <b>17-0092</b> |     | 27 |   | 27 | 100 | 100 |   | 30,5 | 70 | 635 | s12 |     |
| 230 E (123.223) (100 kW) Eng. M102.980               |    | 80-85     | L/R   |   | M/T+A/T | <b>17-0092</b> |     | 27 |   | 27 | 100 | 100 |   | 30,5 | 70 | 635 | s12 |     |
| 240 D (123.123) (48-53 kW) Eng. OM616.912            |    | 76-85     | L/R   |   | M/T+A/T | <b>17-0092</b> |     | 27 |   | 27 | 100 | 100 |   | 30,5 | 70 | 635 | s12 |     |
| 280 (123.030) (115 kW) Eng. M110.923                 |    | 76-81     | L/R   |   | M/T+A/T | <b>17-0092</b> |     | 27 |   | 27 | 100 | 100 |   | 30,5 | 70 | 635 | s12 |     |
| 280 E (136 kW) Eng. M110.984/988                     |   | 76-85     | L/R   |   | M/T+A/T | <b>17-0092</b> |     | 27 |   | 27 | 100 | 100 |   | 30,5 | 70 | 635 | s12 |     |
| 280 E (123.033) (130-136 kW) Eng. M110.988           |  | 76-85     | L/R   |   | M/T+A/T | <b>17-0092</b> |     | 27 |   | 27 | 100 | 100 |   | 30,5 | 70 | 635 | s12 |     |
| 300 D (123.130/.132/.150) (59-65 kW) Eng. OM617.912  |  | 76-85     | L/R   |   | M/T+A/T | <b>17-0092</b> |     | 27 |   | 27 | 100 | 100 |   | 30,5 | 70 | 635 | s12 |     |
| 300 TD (123.133) (92 kW) Eng. OM617.952              |  | 81-85     | L/R   |   | M/T+A/T | <b>17-0092</b> |     | 27 |   | 27 | 100 | 100 |   | 30,5 | 70 | 635 | s12 |     |
| <b>T-Model I SW (S123) '77-'85</b>                   |  | L/R       |  |  | NOTE    | METELLI ref.   | ABS | A  | B | C  | D   | E   | F | H    | I  | L   | M   | Fig |
| 200 T (123.280) (74-80 kW) Eng. M102.920/939         |  | 80-85     | L/R   |   | M/T+A/T | <b>17-0092</b> |     | 27 |   | 27 | 100 | 100 |   | 30,5 | 70 | 635 | s12 |     |
| 230 (123.083) (80 kW) Eng. M115.954                  |  | 77-80     | L/R   |   | M/T+A/T | <b>17-0092</b> |     | 27 |   | 27 | 100 | 100 |   | 30,5 | 70 | 635 | s12 |     |
| 230 (123.283) (100 kW) Eng. M102.980                 |  | 80-85     | L/R   |   | M/T+A/T | <b>17-0092</b> |     | 27 |   | 27 | 100 | 100 |   | 30,5 | 70 | 635 | s12 |     |
| 240 D (123.183) (48-53 kW) Eng. OM616.912            |  | 77-85     | L/R   |   | M/T+A/T | <b>17-0092</b> |     | 27 |   | 27 | 100 | 100 |   | 30,5 | 70 | 635 | s12 |     |
| 280 (123.093) (136 kW) Eng. M110.988                 |  | 77-85     | L/R   |   | M/T+A/T | <b>17-0092</b> |     | 27 |   | 27 | 100 | 100 |   | 30,5 | 70 | 635 | s12 |     |
| 300 D (123.190) (59-65 kW) Eng. OM617.912            |  | 77-85     | L/R   |   | M/T+A/T | <b>17-0092</b> |     | 27 |   | 27 | 100 | 100 |   | 30,5 | 70 | 635 | s12 |     |
| 300 TD (123.193) (92 kW) Eng. OM617.952              |  | 80-85     | L/R   |   | M/T+A/T | <b>17-0092</b> |     | 27 |   | 27 | 100 | 100 |   | 30,5 | 70 | 635 | s12 |     |






























| <b>T-Model II (W124) '84-'93</b>               |   |  | L/R |  |  | NOTE     | METELLI ref.   | ABS | A  | B  | C    | D     | E    | F | H  | I | L   | M   | Fig |
|--|---|---|-----|---|--|----------|----------------|-----|----|----|------|-------|------|---|----|---|-----|-----|-----|
| 200 (124.020) (75-77-80 kW) Eng. M102.922      |    | 85-   | L/R |   |  | RWD, M/T | <b>17-0676</b> |     | 25 |    |      | 95    | 100  |   | 68 |   | 664 | s17 |     |
| 200 D (124.120) (53-55 kW) Eng. OM601.912      |    | 85-   | L/R |   |  | RWD, M/T | <b>17-0676</b> |     | 25 |    |      | 95    | 100  |   | 68 |   | 664 | s17 |     |
| 230 E (124.023), Kat (97-100 kW) Eng. M102.982 |    | 85-   | L/R |   |  | RWD, M/T | <b>17-0676</b> |     | 25 |    |      | 95    | 100  |   | 68 |   | 664 | s17 |     |
| 250 D (124.125) (66-69 kW) Eng. OM602.912      |    | 85-   | L/R |   |  | RWD, M/T | <b>17-0676</b> |     | 25 |    |      | 95    | 100  |   | 68 |   | 664 | s17 |     |
| <b>T-Model II SW (S124) '85-'89</b>            |   |  | L/R |  |  | NOTE     | METELLI ref.   | ABS | A  | B  | C    | D     | E    | F | H  | I | L   | M   | Fig |
| 200 D (124.180) (53-55 kW) Eng. OM601.912      |    | 85-89   | L/R |   |  | RWD, M/T | <b>17-0676</b> |     | 25 |    |      | 95    | 100  |   | 68 |   | 664 | s17 |     |
| 200 T (124.080) (75-77-80 kW) Eng. M102.922    |    | 85-89   | L/R |   |  | RWD, M/T | <b>17-0676</b> |     | 25 |    |      | 95    | 100  |   | 68 |   | 664 | s17 |     |
| 230, Kat. (124.083) (97-100 kW) Eng. M102.982  |    | 85-89   | L/R |   |  | RWD, M/T | <b>17-0676</b> |     | 25 |    |      | 95    | 100  |   | 68 |   | 664 | s17 |     |
| 250 D (124.185) (66-69 kW) Eng. OM602.912      |    | 85-89   | L/R |   |  | RWD, M/T | <b>17-0676</b> |     | 25 |    |      | 95    | 100  |   | 68 |   | 664 | s17 |     |
| <b>T-Model III SW (S124) '89-'93</b>           |   |  | L/R |  |  | NOTE     | METELLI ref.   | ABS | A  | B  | C    | D     | E    | F | H  | I | L   | M   | Fig |
| 200 (124.080) (75-77-80 kW) Eng. M102.922      |    | 89-   | L/R |   |  | RWD, M/T | <b>17-0676</b> |     | 25 |    |      | 95    | 100  |   | 68 |   | 664 | s17 |     |
| 200 D (124.180) (53-55 kW) Eng. OM601.912      |    | 89-   | L/R |   |  | RWD, M/T | <b>17-0676</b> |     | 25 |    |      | 95    | 100  |   | 68 |   | 664 | s17 |     |
| 230, Kat. (124.083) (97-100 kW) Eng. M102.982  |    | 89-   | L/R |   |  | RWD, M/T | <b>17-0676</b> |     | 25 |    |      | 95    | 100  |   | 68 |   | 664 | s17 |     |
| 250 D (124.185) (66-69 kW) Eng. OM602.912      |    | 89-   | L/R |   |  | RWD, M/T | <b>17-0676</b> |     | 25 |    |      | 95    | 100  |   | 68 |   | 664 | s17 |     |
| <b>Viano (W639) '03-</b>                       |   |  | L/R |  |  | NOTE     | METELLI ref.   | ABS | A  | B  | C    | D     | E    | F | H  | I | L   | M   | Fig |
| 2.2 CDi (110 kW) Eng. OM646.982                |    | 03-   |     |   |  |          | <b>15-1605</b> |     | 30 | 36 | 70   | 100   | 62,7 |   |    |   |     | 4   | 2   |
| 2.2 CDi (80 kW) Eng. OM646.982                 |    | 03-   |     |   |  |          | <b>13-0399</b> |     |    |    | 27,3 | 96,5  | 109  |   |    |   |     |     |     |
|  |   | 03-   |     |   |  |          | <b>15-1606</b> |     | 30 | 36 | 69,9 | 100,2 | 65   |   |    |   |     | 4   | 2   |
| 3.0 CDi (150 kW) Eng. OM642.990                |  | 06-   |     |   |  |          | <b>15-1605</b> |     | 30 | 36 | 70   | 100   | 62,7 |   |    |   |     | 4   | 2   |
| 3.2 (140 kW) Eng. M112.951                     |  | 03-   |     |   |  | RWD      | <b>15-1605</b> |     | 30 | 36 | 70   | 100   | 62,7 |   |    |   |     | 4   | 2   |
| 3.2 (160 kW) Eng. M112.951                     |  | 03-   |     |   |  |          | <b>15-1605</b> |     | 30 | 36 | 70   | 100   | 62,7 |   |    |   |     | 4   | 2   |
| 3.7 (165-170 kW) Eng. M112.976                 |  | 04-   |     |   |  | RWD      | <b>15-1605</b> |     | 30 | 36 | 70   | 100   | 62,7 |   |    |   |     | 4   | 2   |

### MERCEDES BENZ LCV, TRUCK






| <b>MB100 (631) '88-'94</b>         |   |  | L/R |  |  | NOTE       | METELLI ref.   | ABS | A  | B | C  | D  | E  | F | H   | I | L   | M  | Fig |  |
|------------------------------------|---|---|-----|---|--|------------|----------------|-----|----|---|----|----|----|---|-----|---|-----|----|-----|--|
| 2.4 D (41-53-55 kW) Eng. OM616.963 |  | 88-   | L/R |   |  | Ch -012578 | <b>17-0094</b> |     | 30 |   | 30 | 99 | 89 |   | 144 |   | 707 | s8 |     |  |
|                                    |   | -92   | L/R |   |  | Ch 012579- | <b>17-0093</b> |     | 30 |   | 30 | 99 | 89 |   | 139 |   | 734 | s8 |     |  |
|                                    |   |   |     |   |  |            |                |     |    |   |    |    |    |   |     |   |     |    |     |  |

MERCEDES BENZ LCV, TRUCK










| Vito I (638) '97-'03                       |    | L/R   |  |  | NOTE      | METELLI ref. | ABS     | A  | B  | C    | D     | E     | F   | H | I   | L | M   | Fig |   |
|--|---|-------|---|---|-----------|--------------|---------|----|----|------|-------|-------|-----|---|-----|---|-----|-----|---|
| 108 CDi 2.2 (60 kW) Eng. OM611A            |    | 3/99- |   | ●   | +ABS, M/T | 13-0256      |         |    |    | 25,8 | 85    | 80    |     |   |     |   |     |     |   |
|  |    | 3/99- |   |   | ●         |              | 14-0027 |    |    | 24,5 | 120   | 139   |     |   |     |   |     |     |   |
|  |    | 3/99- |   | ●   | +ABS, M/T | 15-1373      | 48      | 27 | 36 | 71,7 | 100,5 | 63,3  |     |   |     |   | 5   | 2   |   |
|  |    | 3/99- |   |   | ●         |              | 16-1030 |    |    | 30   | 122   |       |     |   |     |   |     |     | 2 |
|  |    | 3/99- | L/R   |   |           |              | 17-0377 |    | 27 | 30   |       | 101,5 | 124 |   | 100 |   | 504 | s10 |   |
|  |   | 3/99- | L/R   |   |           | +ABS         | 17-0185 | 48 | 27 | 30   |       | 101,5 | 120 |   | 100 |   | 505 | s10 |   |
| 108 D 2.3 (638.064) (58 kW) Eng. OM601.942 |    | 97-   |   | ●   | +ABS, M/T | 13-0219      |         |    |    | 24   | 90    | 90    |     |   |     |   |     |     |   |
|  |    | 97-   |   |   | ●         | -ABS, M/T    | 14-0015 |    |    | 26   | 107,5 | 120   |     |   |     |   |     |     |   |
|  |    | 97-   |   | ●   | +ABS, M/T | 15-1298      | 48      | 27 | 27 | 60   | 98    | 64    |     |   |     |   | 5   | 2   |   |
|  |    | 97-   |   |   | ●         | -ABS, M/T    | 16-1016 |    |    | 28   | 108   |       |     |   |     |   |     |     |   |
|  |    | 97-   | L/R   |   |           |              | 17-0376 |    | 27 | 28   |       | 98    | 108 |   | 100 |   | 538 | s17 |   |
|  |   | 97-   | L/R   |   |           | +ABS         | 17-0173 | 48 | 27 | 28   |       | 98    | 108 |   | 100 |   | 538 | s10 |   |
| 110 CDi 2.2 (75 kW) Eng. OM611LA           |    | 3/99- |   | ●   | +ABS, M/T | 13-0256      |         |    |    | 25,8 | 85    | 80    |     |   |     |   |     |     |   |
|  |    | 3/99- |   |   | ●         |              | 14-0027 |    |    | 24,5 | 120   | 139   |     |   |     |   |     |     |   |
|  |    | 3/99- |   | ●   | +ABS, M/T | 15-1373      | 48      | 27 | 36 | 71,7 | 100,5 | 63,3  |     |   |     |   | 5   | 2   |   |
|  |    | 3/99- |   |   | ●         |              | 16-1030 |    |    | 30   | 122   |       |     |   |     |   |     |     | 2 |
|  |    | 3/99- | L/R   |   |           |              | 17-0377 |    | 27 | 30   |       | 101,5 | 124 |   | 100 |   | 504 | s10 |   |
|  |   | 3/99- | L/R   |   |           | +ABS         | 17-0185 | 48 | 27 | 30   |       | 101,5 | 120 |   | 100 |   | 505 | s10 |   |
| 110 D 2.3 (638.074) (72 kW) Eng. OM601.970 |    | 97-   |   | ●   | +ABS, M/T | 13-0219      |         |    |    | 24   | 90    | 90    |     |   |     |   |     |     |   |
|  |   | 97-   |   |   | ●         | -ABS, M/T    | 14-0015 |    |    | 26   | 107,5 | 120   |     |   |     |   |     |     |   |
|  |  | 97-   |   | ●   | +ABS, M/T | 15-1298      | 48      | 27 | 27 | 60   | 98    | 64    |     |   |     |   | 5   | 2   |   |
|  |  | 97-   |   |   | ●         | -ABS, M/T    | 16-1016 |    |    | 28   | 108   |       |     |   |     |   |     |     |   |
|  |  | 97-   | L/R   |   |           |              | 17-0376 |    | 27 | 28   |       | 98    | 108 |   | 100 |   | 538 | s17 |   |
|  |   | 97-   | L/R   |   |           | +ABS         | 17-0173 | 48 | 27 | 28   |       | 98    | 108 |   | 100 |   | 538 | s10 |   |
| 112 CDi 2.2 (90 kW) Eng. OM611.980         |  | 3/99- |   | ●   | +ABS, M/T | 13-0256      |         |    |    | 25,8 | 85    | 80    |     |   |     |   |     |     |   |
|  |  | 3/99- |   |   | ●         |              | 14-0027 |    |    | 24,5 | 120   | 139   |     |   |     |   |     |     |   |
|  |  | 3/99- |   | ●   | +ABS, M/T | 15-1373      | 48      | 27 | 36 | 71,7 | 100,5 | 63,3  |     |   |     |   | 5   | 2   |   |
|  |  | 3/99- |   |   | ●         |              | 16-1030 |    |    | 30   | 122   |       |     |   |     |   |     |     | 2 |
|  |  | 3/99- | L/R   |   |           |              | 17-0377 |    | 27 | 30   |       | 101,5 | 124 |   | 100 |   | 504 | s10 |   |
|  |   | 3/99- | L/R   |   |           | +ABS         | 17-0185 | 48 | 27 | 30   |       | 101,5 | 120 |   | 100 |   | 505 | s10 |   |

| <b>Vito I (638) '97-'03</b>                  |   |  | L/R |  |  | NOTE      | METELLI ref. | ABS     | A  | B  | C    | D     | E    | F   | H | I   | L | M   | Fig |
|--|---|---|-----|---|--|-----------|--------------|---------|----|----|------|-------|------|-----|---|-----|---|-----|-----|
| 113 2.0 (638.014) (95 kW) Eng. M111.948      |    | 97-   |     | •   |  | +ABS, M/T | 13-0219      |         |    |    | 24   | 90    | 90   |     |   |     |   |     |     |
|  |    | 97-   |     |   | •  | -ABS, M/T | 14-0015      |         |    |    | 26   | 107,5 | 120  |     |   |     |   |     |     |
|  |    | 97-   |     | •   |  | +ABS, M/T | 15-1298      | 48      | 27 | 27 | 60   | 98    | 64   |     |   |     |   | 5   | 2   |
|  |    | 97-   |     |   | •  | -ABS, M/T | 16-1016      |         |    | 28 |      | 108   |      |     |   |     |   |     |     |
|  |    | 97-   | L/R |   |  |           |              | 17-0376 |    | 27 | 28   |       | 98   | 108 |   | 100 |   | 538 | s17 |
|  |    | 97-   | L/R |   |  |           | +ABS         | 17-0173 | 48 | 27 | 28   |       | 98   | 108 |   | 100 |   | 538 | s10 |
| 114 2.3 (638.034) (105 kW) Eng. M111.978     |    | 97-   |     | •   |  | +ABS, M/T | 13-0219      |         |    |    | 24   | 90    | 90   |     |   |     |   |     |     |
|  |    | 97-   |     |   | •  | -ABS, M/T | 14-0015      |         |    |    | 26   | 107,5 | 120  |     |   |     |   |     |     |
|  |    | 97-   |     | •   |  | +ABS, M/T | 15-1298      | 48      | 27 | 27 | 60   | 98    | 64   |     |   |     |   | 5   | 2   |
|  |    | 97-   |     |   | •  | -ABS, M/T | 16-1016      |         |    | 28 |      | 108   |      |     |   |     |   |     |     |
|  |    | 97-   | L/R |   |  |           |              | 17-0376 |    | 27 | 28   |       | 98   | 108 |   | 100 |   | 538 | s17 |
|  |    | 97-   | L/R |   |  |           | +ABS         | 17-0173 | 48 | 27 | 28   |       | 98   | 108 |   | 100 |   | 538 | s10 |
| <b>Vito II (639) '03-</b>                    |   |  | L/R |  |  | NOTE      | METELLI ref. | ABS     | A  | B  | C    | D     | E    | F   | H | I   | L | M   | Fig |
| 109 CDi 2.2 (65 kW) Eng. OM646.983           |    | 03-   |     | •   |  |           | 13-0399      |         |    |    | 27,3 | 96,5  | 109  |     |   |     |   |     |     |
|  |    | 03-   |     |   | •  |           | 15-1606      |         | 30 | 36 | 69,9 | 100,2 | 65   |     |   |     |   | 4   | 2   |
| 109 CDi 2.2, 4WD (70 kW) Eng. OM646.980/ 981 |    | 07-   |     | •   |  | RWD       | 15-1605      |         | 30 | 36 | 70   | 100   | 62,7 |     |   |     |   | 4   | 2   |
| 111 CDi 2.2, 4WD (80 kW) Eng. OM646.982      |    | 03-   |     | •   |  | FWD       | 13-0399      |         |    |    | 27,3 | 96,5  | 109  |     |   |     |   |     |     |
|  |    | 03-   |     | •   |  | FWD       | 15-1606      |         | 30 | 36 | 69,9 | 100,2 | 65   |     |   |     |   | 4   | 2   |
|  |    | 03-   |     | •   |  | RWD       | 15-1605      |         | 30 | 36 | 70   | 100   | 62,7 |     |   |     |   | 4   | 2   |
| 115 CDi 2.2, 4WD (110 kW) Eng. OM646.982     |   | 03-   |     | •   |  | RWD       | 15-1605      |         | 30 | 36 | 70   | 100   | 62,7 |     |   |     |   | 4   | 2   |
| 119 (140 kW) Eng. M112.951                   |  | 03-   |     | •   |  | RWD       | 15-1605      |         | 30 | 36 | 70   | 100   | 62,7 |     |   |     |   | 4   | 2   |
| 120 CDi (150 kW) Eng. OM642.990              |  | 03-   |     | •   |  |           | 15-1605      |         | 30 | 36 | 70   | 100   | 62,7 |     |   |     |   | 4   | 2   |
| 122 3.2 (160 kW) Eng. M112.951               |  | 03-   |     | •   |  |           | 15-1605      |         | 30 | 36 | 70   | 100   | 62,7 |     |   |     |   | 4   | 2   |
| 123 (165-170 kW) Eng. M112.976               |  | 04-   |     | •   |  | RWD       | 15-1605      |         | 30 | 36 | 70   | 100   | 62,7 |     |   |     |   | 4   | 2   |


























## MERCURY






































| <b>Capri</b> |   |  | L/R |  |  | NOTE | METELLI ref. | ABS | A  | B  | C  | D  | E  | F | H | I | L | M | Fig |
|--------------|---|---|-----|---|--|------|--------------|-----|----|----|----|----|----|---|---|---|---|---|-----|
| All models   |  | 91-94   |     | •   |  |      | 13-0023      |     |    |    | 21 | 73 | 91 |   |   |   |   |   |     |
|              |  | 91-94   |     | •   |  |      | 15-1024      |     | 24 | 22 | 52 | 79 | 56 |   |   |   |   | 3 | 1   |
|              |   |   |     |   |  |      |              |     |    |    |    |    |    |   |   |   |   |   |     |

## MERCURY



































| <b>Topaz</b>  |  | L/R   |  |  | NOTE                     | METELLI<br>ref. | ABS | A  | B  | C  | D  | E  | F | H | I | L | M | Fig |
|---------------|---|-------|---|--|--------------------------|-----------------|-----|----|----|----|----|----|---|---|---|---|---|-----|
| All models    |  | 86-91 |   | •  | A/T, 4/5Sp, Incl. Mexico | <b>15-1357</b>  |     | 26 | 24 | 51 | 90 | 59 |   |   |   |   | 4 | 2   |
| <b>Tracer</b> |  | L/R   |  |  | NOTE                     | METELLI<br>ref. | ABS | A  | B  | C  | D  | E  | F | H | I | L | M | Fig |
| 1.6 (61 kW)   |  | 87-90 |   | •  | A/T                      | <b>13-0023</b>  |     |    |    | 21 | 73 | 91 |   |   |   |   |   |     |
|               |  | 87-90 |   | •  | A/T                      | <b>15-1024</b>  |     | 24 | 22 | 52 | 79 | 56 |   |   |   |   | 3 | 1   |






























## MINI

| <b>Mini I (R50, R53) '01-'06</b>   |    | L/R       |    |    | NOTE    | METELLI<br>ref. | ABS            | A  | B  | C     | D    | E   | F    | H | I  | L   | M   | Fig |  |
|------------------------------------|---|-----------|---|--|---------|-----------------|----------------|----|----|-------|------|-----|------|---|----|-----|-----|-----|--|
| 1.4 (55 kW) Eng. W10B14A           |    | 03-06     |   | •  |         | <b>13-0333</b>  |                |    |    | 20    | 68   | 100 |      |   |    |     |     |     |  |
|                                    |    | 03-06     |   | •  |         | <b>15-1480</b>  |                | 26 | 21 | 53,34 | 75,2 | 48  |      |   |    |     | 1   | 1   |  |
|                                    |    | 03-06     | L   |  |         | M/T             | <b>17-0944</b> |    | 26 |       | 22   | 75  | 72,5 | - | 76 | 60  | 620 |     |  |
|                                    |   | 03-06     | R   |  |         | M/T             | <b>17-0945</b> |    | 26 |       | 22   | 75  | 72,5 | - | 76 | 335 | 887 |     |  |
| 1.4 One D (55 kW) Eng. 1ND/ W17    |    | 6/03-     |   | •  |         | <b>13-0314</b>  |                |    |    | 20    | 78   | 103 |      |   |    |     |     |     |  |
|                                    |    | 6/03-     |   | •  |         | <b>15-1454</b>  |                | 26 | 23 | 53,4  | 82,2 | 49  |      |   |    |     | 1   | 1   |  |
| 1.4 One D (65 kW) Eng. 1ND/ W17    |    | 05-       |   | •  |         | <b>13-0362</b>  |                |    |    | 25    | 78   | 130 |      |   |    |     |     |     |  |
|                                    |    | 05-       |   | •  |         | <b>15-1520</b>  |                | 26 | 23 | 54    | 82,3 | 49  |      |   |    |     | 1   | 1   |  |
| 1.6 Cooper (85 kW) Eng. W10B16A    |    | 6/01-     |   | •  |         | <b>13-0333</b>  |                |    |    | 20    | 68   | 100 |      |   |    |     |     |     |  |
|                                    |    | 6/01-     |   | •  |         | <b>15-1480</b>  |                | 26 | 21 | 53,34 | 75,2 | 48  |      |   |    |     | 1   | 1   |  |
|                                    |   | 6/01-7/04 | L   |  |         | M/T             | <b>17-0944</b> |    | 26 |       | 22   | 75  | 72,5 | - | 76 | 60  | 620 |     |  |
|                                    |   | 6/01-7/04 | R   |  |         | M/T             | <b>17-0945</b> |    | 26 |       | 22   | 75  | 72,5 | - | 76 | 335 | 887 |     |  |
| 1.6 Cooper S (120 kW) Eng. W11B16A |  | 02-       |   | •  |         | <b>13-0362</b>  |                |    |    | 25    | 78   | 130 |      |   |    |     |     |     |  |
|                                    |  | 02-       |   | •  |         | <b>15-1520</b>  |                | 26 | 23 | 54    | 82,3 | 49  |      |   |    |     | 1   | 1   |  |
| 1.6 Cooper S (125 kW) Eng. W11B16A |  | 04-       |   | •  | M/T+A/T | <b>13-0362</b>  |                |    |    | 25    | 78   | 130 |      |   |    |     |     |     |  |
|                                    |  | 04-       |   | •  | M/T+A/T | <b>15-1520</b>  |                | 26 | 23 | 54    | 82,3 | 49  |      |   |    |     | 1   | 1   |  |
| 1.6 One (66 kW) Eng. W10B16A       |  | 6/01-     |   | •  |         | <b>13-0333</b>  |                |    |    | 20    | 68   | 100 |      |   |    |     |     |     |  |
|                                    |  | 6/01-     |   | •  |         | <b>15-1480</b>  |                | 26 | 21 | 53,34 | 75,2 | 48  |      |   |    |     | 1   | 1   |  |
|                                    |  | 6/01-7/04 | L   |  |         | M/T             | <b>17-0944</b> |    | 26 |       | 22   | 75  | 72,5 | - | 76 | 60  | 620 |     |  |
|                                    |   | 6/01-7/04 | R   |  |         | M/T             | <b>17-0945</b> |    | 26 |       | 22   | 75  | 72,5 | - | 76 | 335 | 887 |     |  |
| <b>Mini I Cabrio (R52) '04-'07</b> |  | L/R       |  |  | NOTE    | METELLI<br>ref. | ABS            | A  | B  | C     | D    | E   | F    | H | I  | L   | M   | Fig |  |
| 1.6 Cooper (85 kW) Eng. W10B16A    |  | 04-07     |   | •  |         | <b>13-0333</b>  |                |    |    | 20    | 68   | 100 |      |   |    |     |     |     |  |
|                                    |  | 04-07     |   | •  |         | <b>15-1480</b>  |                | 26 | 21 | 53,34 | 75,2 | 48  |      |   |    |     | 1   | 1   |  |





































| <b>Mini I Cabrio (R52) '04-'07</b>     |   |    | L/R |    |    | NOTE | METELLI ref. | ABS | A  | B  | C     | D    | E    | F | H | I | L | M | Fig |   |
|--|---|---|-----|---|--|------|--------------|-----|----|----|-------|------|------|---|---|---|---|---|-----|---|
| 1.6 Cooper S (125 kW) Eng. W11B16A     |    | 04-   |     | •   |  | M/T  | 13-0362      |     |    |    | 25    | 78   | 130  |   |   |   |   |   |     |   |
|  |    | 04-   |     | •   |  | M/T  | 15-1520      |     | 26 | 23 | 54    | 82,3 | 49   |   |   |   |   |   | 1   | 1 |
| 1.6 One (66 kW) Eng. W10B16A           |    | 04-07   |     | •   |  |      | 13-0333      |     |    |    | 20    | 68   | 100  |   |   |   |   |   |     |   |
|  |    | 04-07   |     | •   |  |      | 15-1480      |     | 26 | 21 | 53,34 | 75,2 | 48   |   |   |   |   |   | 1   | 1 |
| <b>Mini II Clubman (R55) '07-</b>      |   |    | L/R |    |    | NOTE | METELLI ref. | ABS | A  | B  | C     | D    | E    | F | H | I | L | M | Fig |   |
| 1.4 (70 kW) Eng. N12B14A               |    | 10-   |     | •   |  | M/T  | 13-0440      |     |    |    | 20    | 78   | 103  |   |   |   |   |   |     |   |
|  |    | 10-   |     | •   |  | M/T  | 15-1664      |     | 26 | 24 | 54    | 81   | 49,2 |   |   |   |   |   | 1   | 1 |
| 1.6 Cooper (88 kW) Eng. N12B16A        |    | 07-   |     | •   |  | A/T  | 13-0477      |     |    |    | 25    | 78   | 130  |   |   |   |   |   |     |   |
|  |    | 07-   |     | •   |  | M/T  | 13-0440      |     |    |    | 20    | 78   | 103  |   |   |   |   |   |     |   |
|  |    | 07-   |     | •   |  | A/T  | 15-1705      |     | 26 | 26 | 53,4  | 86,9 | 48   |   |   |   |   |   | 1   | 1 |
|  |    | 07-   |     | •   |  | M/T  | 15-1664      |     | 26 | 24 | 54    | 81   | 49,2 |   |   |   |   |   | 1   | 1 |
| 1.6 Cooper D (80 kW) Eng. 9HZ          |    | 07-   |     | •   |  | M/T  | 13-0440      |     |    |    | 20    | 78   | 103  |   |   |   |   |   |     |   |
|  |    | 09-   |     | •   |  | M/T  | 13-0477      |     |    |    | 25    | 78   | 130  |   |   |   |   |   |     |   |
|  |    | 07-   |     | •   |  | M/T  | 15-1664      |     | 26 | 24 | 54    | 81   | 49,2 |   |   |   |   |   | 1   | 1 |
|  |    | 09-   |     | •   |  | M/T  | 15-1705      |     | 26 | 26 | 53,4  | 86,9 | 48   |   |   |   |   |   | 1   | 1 |
| 1.6 Cooper S (128 kW) Eng. N14B16A     |    | 07-   |     | •   |  | M/T  | 13-0440      |     |    |    | 20    | 78   | 103  |   |   |   |   |   |     |   |
|  |    | 09-   |     | •   |  | M/T  | 13-0477      |     |    |    | 25    | 78   | 130  |   |   |   |   |   |     |   |
|  |    | 07-   |     | •   |  | M/T  | 15-1664      |     | 26 | 24 | 54    | 81   | 49,2 |   |   |   |   |   | 1   | 1 |
|  |   | 09-   |     | •   |  | M/T  | 15-1705      |     | 26 | 26 | 53,4  | 86,9 | 48   |   |   |   |   |   | 1   | 1 |
| 2.0 SD Cooper (105 kW) Eng. N47C20A    |  | 11-   |     | •   |  | M/T  | 13-0477      |     |    |    | 25    | 78   | 130  |   |   |   |   |   |     |   |
|  |  | 11-   |     | •   |  | M/T  | 15-1705      |     | 26 | 26 | 53,4  | 86,9 | 48   |   |   |   |   |   | 1   | 1 |
| <b>Mini II, Cabrio (R56, R57) '06-</b> |   |  | L/R |  |  | NOTE | METELLI ref. | ABS | A  | B  | C     | D    | E    | F | H | I | L | M | Fig |   |
| 1.4 One (55 kW) Eng. N12B14A           |  | 09-   |     | •   |  | M/T  | 13-0440      |     |    |    | 20    | 78   | 103  |   |   |   |   |   |     |   |
|  |  | 09-   |     | •   |  | M/T  | 15-1664      |     | 26 | 24 | 54    | 81   | 49,2 |   |   |   |   |   | 1   | 1 |
| 1.4 One (70 kW) Eng. N12B14A           |  | 3/07-   |     | •   |  | M/T  | 13-0440      |     |    |    | 20    | 78   | 103  |   |   |   |   |   |     |   |
|  |  | 3/07-   |     | •   |  | M/T  | 15-1664      |     | 26 | 24 | 54    | 81   | 49,2 |   |   |   |   |   | 1   | 1 |
| 1.6 Cooper (160 kW) Eng. N14B16C       |  | 07-   |     | •   |  | M/T  | 13-0477      |     |    |    | 25    | 78   | 130  |   |   |   |   |   |     |   |
|  |  | 07-   |     | •   |  | M/T  | 15-1705      |     | 26 | 26 | 53,4  | 86,9 | 48   |   |   |   |   |   | 1   | 1 |
| 1.6 Cooper (90 kW) Eng. N16B16A        |  | 10-   |     | •   |  | M/T  | 13-0440      |     |    |    | 20    | 78   | 103  |   |   |   |   |   |     |   |
|  |  | 10-   |     | •   |  | M/T  | 15-1664      |     | 26 | 24 | 54    | 81   | 49,2 |   |   |   |   |   | 1   | 1 |









































| <b>Mini II, Cabrio (R56, R57) '06-</b>          |   |    | L/R |    |    | NOTE | METELLI ref. | ABS | A  | B  | C    | D    | E    | F | H | I | L | M | Fig |  |
|---|---|---|-----|---|--|------|--------------|-----|----|----|------|------|------|---|---|---|---|---|-----|--|
| 1.6 Cooper D (80 kW) Eng. 9HZ                   |    | 07-   |     | •   |  | M/T  | 13-0477      |     |    |    | 25   | 78   | 130  |   |   |   |   |   |     |  |
|   |    | 07-   |     | •   |  | M/T  | 15-1705      |     | 26 | 26 | 53,4 | 86,9 | 48   |   |   |   |   | 1 | 1   |  |
| 1.6 Cooper D (82 kW) Eng. N47C16A               |    | 10-   |     | •   |  | M/T  | 13-0477      |     |    |    | 25   | 78   | 130  |   |   |   |   |   |     |  |
|   |    | 10-   |     | •   |  | M/T  | 15-1705      |     | 26 | 26 | 53,4 | 86,9 | 48   |   |   |   |   | 1 | 1   |  |
| 1.6 Cooper S (135 kW) Eng. N18B16A              |    | 10-   |     | •   |  | M/T  | 13-0477      |     |    |    | 25   | 78   | 130  |   |   |   |   |   |     |  |
|   |    | 10-   |     | •   |  | M/T  | 15-1705      |     | 26 | 26 | 53,4 | 86,9 | 48   |   |   |   |   | 1 | 1   |  |
| 1.6 Cooper S, Cabrio (128 kW) Eng. N14B16A      |    | 06-   |     | •   |  | M/T  | 13-0477      |     |    |    | 25   | 78   | 130  |   |   |   |   |   |     |  |
|   |    | 06-   |     | •   |  | M/T  | 15-1705      |     | 26 | 26 | 53,4 | 86,9 | 48   |   |   |   |   | 1 | 1   |  |
| 1.6 Cooper, Cabrio (155 kW) Eng. W11B16AW       |    | 08-   |     | •   |  | M/T  | 13-0477      |     |    |    | 25   | 78   | 130  |   |   |   |   |   |     |  |
|   |    | 08-   |     | •   |  | M/T  | 15-1705      |     | 26 | 26 | 53,4 | 86,9 | 48   |   |   |   |   | 1 | 1   |  |
| 1.6 Cooper, Cabrio (88 kW) Eng. N12B16A         |    | 06-   |     | •   |  | M/T  | 13-0440      |     |    |    | 20   | 78   | 103  |   |   |   |   |   |     |  |
|   |    | 06-   |     | •   |  | M/T  | 15-1664      |     | 26 | 24 | 54   | 81   | 49,2 |   |   |   |   | 1 | 1   |  |
| 1.6 D (66 kW) Eng. N47C16A                      |    | 09-   |     | •   |  | M/T  | 13-0477      |     |    |    | 25   | 78   | 130  |   |   |   |   |   |     |  |
|   |    | 09-   |     | •   |  | M/T  | 15-1705      |     | 26 | 26 | 53,4 | 86,9 | 48   |   |   |   |   | 1 | 1   |  |
| 1.6 One (55 kW) Eng. N16B16A                    |    | 09-   |     | •   |  | M/T  | 13-0440      |     |    |    | 20   | 78   | 103  |   |   |   |   |   |     |  |
|   |    | 09-   |     | •   |  | M/T  | 15-1664      |     | 26 | 24 | 54   | 81   | 49,2 |   |   |   |   | 1 | 1   |  |
| 1.6 One, Cabrio (72 kW) Eng. N16B16A            |    | 09-   |     | •   |  | M/T  | 13-0440      |     |    |    | 20   | 78   | 103  |   |   |   |   |   |     |  |
|   |    | 09-   |     | •   |  | M/T  | 15-1664      |     | 26 | 24 | 54   | 81   | 49,2 |   |   |   |   | 1 | 1   |  |
| 2.0 SD Cooper (105 kW) Eng. N47C20A             |   | 11-   |     | •   |  | M/T  | 13-0477      |     |    |    | 25   | 78   | 130  |   |   |   |   |   |     |  |
|   |  | 11-   |     | •   |  | M/T  | 15-1705      |     | 26 | 26 | 53,4 | 86,9 | 48   |   |   |   |   | 1 | 1   |  |
| <b>Mini III Coupe, Roadster (R58, R59) '11-</b> |   |  | L/R |  |  | NOTE | METELLI ref. | ABS | A  | B  | C    | D    | E    | F | H | I | L | M | Fig |  |
| 1.6 Cooper (90 kW) Eng. N16B16A                 |  | 11-   |     | •   |  | M/T  | 13-0440      |     |    |    | 20   | 78   | 103  |   |   |   |   |   |     |  |
|   |  | 11-   |     | •   |  | M/T  | 15-1664      |     | 26 | 24 | 54   | 81   | 49,2 |   |   |   |   | 1 | 1   |  |
| 1.6 Cooper S (135 kW) Eng. N18B16A              |  | 11-   |     | •   |  | M/T  | 13-0477      |     |    |    | 25   | 78   | 130  |   |   |   |   |   |     |  |
|   |  | 11-   |     | •   |  | M/T  | 15-1705      |     | 26 | 26 | 53,4 | 86,9 | 48   |   |   |   |   | 1 | 1   |  |
| 1.6 Cooper S JCW (155 kW) Eng. N14B16C          |  | 11-   |     | •   |  | M/T  | 13-0477      |     |    |    | 25   | 78   | 130  |   |   |   |   |   |     |  |
|   |  | 11-   |     | •   |  | M/T  | 15-1705      |     | 26 | 26 | 53,4 | 86,9 | 48   |   |   |   |   | 1 | 1   |  |
| 2.0 SD Cooper (105 kW) Eng. N47C20A             |  | 11-   |     | •   |  | M/T  | 13-0477      |     |    |    | 25   | 78   | 130  |   |   |   |   |   |     |  |
|   |  | 11-   |     | •   |  | M/T  | 15-1705      |     | 26 | 26 | 53,4 | 86,9 | 48   |   |   |   |   | 1 | 1   |  |



































| <b>Carisma (DA) '95-</b>            |   |    | L/R |    |    | NOTE    | METELLI ref.   | ABS | A  | B  | C  | D    | E   | F | H | I | L | M | Fig |   |
|-------------------------------------|---|---|-----|---|--|---------|----------------|-----|----|----|----|------|-----|---|---|---|---|---|-----|---|
| 1.6 (70-73 kW) Eng. 4G92            |    | 97-   |     | •   |  | +ABS    | <b>13-0414</b> |     |    |    | 25 | 78   | 130 |   |   |   |   |   |     |   |
|                                     |    | 97-   |     | •   |  | +ABS    | <b>15-1628</b> | 43  | 25 | 29 | 54 | 85,7 | 62  |   |   |   |   |   | 11  | 3 |
| 1.6 (76 kW) Eng. 4G92               |    | 00-   |     | •   |  | +ABS    | <b>13-0414</b> |     |    |    | 25 | 78   | 130 |   |   |   |   |   |     |   |
|                                     |    | 00-   |     | •   |  | +ABS    | <b>15-1628</b> | 43  | 25 | 29 | 54 | 85,7 | 62  |   |   |   |   |   | 11  | 3 |
| 1.8 GDi (90 kW) Eng. 4G93(GDI)      |    | 00-   |     | •   |  | +ABS    | <b>13-0410</b> |     |    |    | 23 | 77   | 105 |   |   |   |   |   |     |   |
|                                     |    | 00-   |     | •   |  | +ABS    | <b>15-1668</b> | 43  | 25 | 23 | 54 | 82   | 64  |   |   |   |   |   | 11  | 1 |
| 1.8 GDi (92 kW) Eng. 4G93(GDI)      |    | 97-   |     | •   |  | +ABS    | <b>13-0410</b> |     |    |    | 23 | 77   | 105 |   |   |   |   |   |     |   |
|                                     |    | 97-   |     | •   |  | +ABS    | <b>15-1668</b> | 43  | 25 | 23 | 54 | 82   | 64  |   |   |   |   |   | 11  | 1 |
| 1.9 TD (66 kW) Eng. F8QT            |    | 99-00   |     | •   |  | +ABS    | <b>13-0414</b> |     |    |    | 25 | 78   | 130 |   |   |   |   |   |     |   |
|                                     |    | 99-00   |     | •   |  | +ABS    | <b>15-1628</b> | 43  | 25 | 29 | 54 | 85,7 | 62  |   |   |   |   |   | 11  | 3 |
| <b>Colt I (A15A)/ Champ '69-'84</b> |   |    | L/R |    |    | NOTE    | METELLI ref.   | ABS | A  | B  | C  | D    | E   | F | H | I | L | M | Fig |   |
| 1.2 (A151A) (40 kW) Eng. 4G11       |    | 78-8/81   |     | •   |  | M/T+A/T | <b>13-0045</b> |     |    |    | 21 | 73   | 91  |   |   |   |   |   |     |   |
|                                     |   | 9/81-   |     | •   |  |         | <b>13-0025</b> |     |    |    | 21 | 73   | 91  |   |   |   |   |   |     |   |
|                                     |    | 78-8/81   |     | •   |  | M/T+A/T | <b>15-1047</b> |     | 25 | 22 | 50 | 82   | 63  |   |   |   |   |   | 5   | 2 |
|                                     |   | 9/81-   |     | •   |  |         | <b>15-1026</b> |     | 25 | 22 | 50 | 82   | 63  |   |   |   |   |   | 5   | 1 |
| 1.4 (A152A) (51 kW) Eng. 4G12       |    | 79-84   |     | •   |  |         | <b>13-0025</b> |     |    |    | 21 | 73   | 91  |   |   |   |   |   |     |   |
|                                     |    | 79-84   |     | •   |  |         | <b>15-1026</b> |     | 25 | 22 | 50 | 82   | 63  |   |   |   |   |   | 5   | 1 |
| 1.4 T. (A152A) (77 kW) Eng. 4G12    |    | 81-84   |     | •   |  |         | <b>13-0046</b> |     |    |    | 21 | 73   | 91  |   |   |   |   |   |     |   |
|                                     |   | 81-84   |     | •   |  | M/T+A/T | <b>13-0025</b> |     |    |    | 21 | 73   | 91  |   |   |   |   |   |     |   |
|                                     |  | 81-84   |     | •   |  |         | <b>15-1048</b> |     | 25 | 23 | 50 | 78,7 | 64  |   |   |   |   |   | 5   | 1 |
|                                     |   | 81-84   |     | •   |  | M/T+A/T | <b>15-1026</b> |     | 25 | 22 | 50 | 82   | 63  |   |   |   |   |   | 5   | 1 |
| <b>Colt II (C1A)/ Champ '84-'88</b> |   |  | L/R |  |  | NOTE    | METELLI ref.   | ABS | A  | B  | C  | D    | E   | F | H | I | L | M | Fig |   |
| 1.2 (C15A) (40-44 kW) Eng. 4G16     |  | 3/84-5/86   |     | •   |  |         | <b>13-0045</b> |     |    |    | 21 | 73   | 91  |   |   |   |   |   |     |   |
|                                     |   | 6/86-6/88   |     | •   |  |         | <b>13-0046</b> |     |    |    | 21 | 73   | 91  |   |   |   |   |   |     |   |
|                                     |  | 3/84-5/86   |     | •   |  |         | <b>15-1047</b> |     | 25 | 22 | 50 | 82   | 63  |   |   |   |   |   | 5   | 2 |
|                                     |   | 6/86-6/88   |     | •   |  |         | <b>15-1048</b> |     | 25 | 23 | 50 | 78,7 | 64  |   |   |   |   |   | 5   | 1 |
| 1.3 (C11A) (49-56 kW) Eng. G13B     |  | 86-88   |     | •   |  |         | <b>13-0045</b> |     |    |    | 21 | 73   | 91  |   |   |   |   |   |     |   |
|                                     |  | 86-88   |     | •   |  |         | <b>15-1047</b> |     | 25 | 22 | 50 | 82   | 63  |   |   |   |   |   | 5   | 2 |
































| <b>Colt III (C5A) '88-'92</b>                 |   |    | L/R |    |    | NOTE    | METELLI ref. | ABS     | A  | B  | C    | D    | E    | F  | H | I | L | M  | Fig |   |
|---|---|---|-----|---|---|---------|--------------|---------|----|----|------|------|------|----|---|---|---|----|-----|---|
| 1.6 GTi 16v (C53A) (91 kW) Eng. 4G61          |    | 88-90   | L   | •   |   | M/T+A/T | 13-0155      |         |    |    | 21   | 73   | 91   |    |   |   |   |    |     |   |
|   |   | 88-90   | R   | •   |   | M/T     | 13-0090      |         |    |    | 21   | 73   | 91   |    |   |   |   |    |     |   |
|   |    | 88-90   |     |   | •   |         | A/T          | 15-1191 |    | 25 | 30   | 50   | 82   | 62 |   |   |   |    | 5   | 1 |
|   |   | 88-90   | L   | •   |   |         | M/T          | 15-1191 |    | 25 | 30   | 50   | 82   | 62 |   |   |   |    | 5   | 1 |
|   |   | 88-90   | R   | •   |   |         | M/T          | 15-1104 |    | 25 | 23   | 50   | 82   | 63 |   |   |   |    | 5   | 1 |
| 1.8 D GLX (C54A) (44 kW) Eng. 4D65            |    | 88-92   |     | •   |   |         | 13-0155      |         |    |    | 21   | 73   | 91   |    |   |   |   |    |     |   |
|   |    | 88-92   |     | •   |   |         | 15-1191      |         | 25 | 30 | 50   | 82   | 62   |    |   |   |   | 5  | 1   |   |
| <b>Colt IV (CAA) '92-'96</b>                  |   |    | L/R |    |    | NOTE    | METELLI ref. | ABS     | A  | B  | C    | D    | E    | F  | H | I | L | M  | Fig |   |
| 1.3 12v (CA1A) (55 kW) Eng. G13(BJ90-92/ 12V) |    | 92-96   |     | •   |   |         | 13-0138      |         |    |    | 21   | 73   | 91   |    |   |   |   |    |     |   |
|   |    | 92-96   |     | •   |   |         | 15-1161      |         | 25 | 22 | 54   | 79   | 61   |    |   |   |   | 5  | 1   |   |
| 1.6 16v (CA4A) (66-70-73-84 kW) Eng. 4G92     |    | 92-   |     | •   |   | M/T+A/T | 13-0231      |         |    |    | 23   | 77   | 91   |    |   |   |   |    |     |   |
|   |    | 92-   |     | •   |   | M/T+A/T | 15-1329      |         | 25 | 30 | 54   | 82,6 |      |    |   |   |   | 5  | 2   |   |
| 1.8 GTi 16v (CA5A) (103 kW) Eng. 4G93         |    | 92-   |     | •   |   | M/T     | 13-0231      |         |    |    | 23   | 77   | 91   |    |   |   |   |    |     |   |
|   |    | 92-   |     | •   |   | M/T     | 15-1329      |         | 25 | 30 | 54   | 82,6 |      |    |   |   |   | 5  | 2   |   |
| <b>Colt V (CJA) '95-'04</b>                   |   |    | L/R |    |    | NOTE    | METELLI ref. | ABS     | A  | B  | C    | D    | E    | F  | H | I | L | M  | Fig |   |
| 1.3 12v (CJ1A) (55 kW) Eng. 4G13              |    | 96-00   |     | •   |   | +ABS    | 13-0422      |         |    |    | 22   | 72   | 97   |    |   |   |   |    |     |   |
|   |    | 96-00   |     | •   |   | +ABS    | 15-1639      | 43      | 25 | 29 | 54   | 80   | 64,2 |    |   |   |   | 5  | 2   |   |
| 1.3 16v (60-61-63 kW) Eng. 4G13(16v)          |    | 00-04   |     | •   |   | +ABS    | 13-0422      |         |    |    | 22   | 72   | 97   |    |   |   |   |    |     |   |
|   |   | 00-04   |     | •   |   | +ABS    | 15-1639      | 43      | 25 | 29 | 54   | 80   | 64,2 |    |   |   |   | 5  | 2   |   |
| <b>Colt VI (CZ) '04-'09</b>                   |   |  | L/R |  |  | NOTE    | METELLI ref. | ABS     | A  | B  | C    | D    | E    | F  | H | I | L | M  | Fig |   |
| 1.1 12v (55 kW) Eng. 3A91                     |  | 04-   |     | •   |   |         | 13-0354      |         |    |    | 22   | 72   | 127  |    |   |   |   |    |     |   |
|   |  | 04-   |     | •   |   |         | 15-1507      |         | 25 | 21 | 53,4 | 75   |      |    |   |   |   | 11 | 2   |   |
| 1.3 16v (70 kW) Eng. 4A90                     |  | 04-   |     | •   |   | +/-ABS  | 13-0354      |         |    |    | 22   | 72   | 127  |    |   |   |   |    |     |   |
|   |  | 04-   |     | •   |   | +/-ABS  | 15-1507      |         | 25 | 21 | 53,4 | 75   |      |    |   |   |   | 11 | 2   |   |
| 1.5 16v, CZC Cabrio (80 kW) Eng. 4A91         |  | 04-   |     | •   |   | +/-ABS  | 13-0354      |         |    |    | 22   | 72   | 127  |    |   |   |   |    |     |   |
|   |  | 04-   |     | •   |   | +/-ABS  | 15-1507      |         | 25 | 21 | 53,4 | 75   |      |    |   |   |   | 11 | 2   |   |
| 1.5 Di-D (50 kW) Eng. OM636.939               |  | 04-   |     | •   |   |         | 13-0409      |         |    |    | 22   | 82   | 126  |    |   |   |   |    |     |   |
|   |  | 04-   |     | •   |   |         | 15-1615      |         | 25 | 23 | 53   | 82   | 57,2 |    |   |   |   | 4  | 1   |   |
| 1.5 Di-D HP (70 kW) Eng. OM639.939            |  | 04-   |     | •   |   |         | 13-0409      |         |    |    | 22   | 82   | 126  |    |   |   |   |    |     |   |
|   |  | 04-   |     | •   |   |         | 15-1615      |         | 25 | 23 | 53   | 82   | 57,2 |    |   |   |   | 4  | 1   |   |

| <b>Colt VII (Z30) '09-</b>                  |   |    | L/R |    |    | NOTE         | METELLI ref. | ABS | A  | B  | C    | D    | E    | F | H | I | L | M  | Fig |  |
|---|---|---|-----|---|--|--------------|--------------|-----|----|----|------|------|------|---|---|---|---|----|-----|--|
| 1.1 12v (55 kW) Eng. 3A91                   |    | 09-   |     | •   |  |              | 13-0354      |     |    |    | 22   | 72   | 127  |   |   |   |   |    |     |  |
|   |    | 09-   |     | •   |  |              | 15-1507      |     | 25 | 21 | 53,4 | 75   |      |   |   |   |   | 11 | 2   |  |
| 1.3 (70 kW) Eng. 4A90                       |    | 09-   |     | •   |  |              | 13-0354      |     |    |    | 22   | 72   | 127  |   |   |   |   |    |     |  |
|   |    | 09-   |     | •   |  |              | 15-1507      |     | 25 | 21 | 53,4 | 75   |      |   |   |   |   | 11 | 2   |  |
| 1.5 (80 kW) Eng. 4A91                       |    | 08-   |     | •   |  |              | 13-0354      |     |    |    | 22   | 72   | 127  |   |   |   |   |    |     |  |
|   |    | 08-   |     | •   |  |              | 15-1507      |     | 25 | 21 | 53,4 | 75   |      |   |   |   |   | 11 | 2   |  |
| <b>Cordia (A21A) '82-'86</b>                |   |    | L/R |    |    | NOTE         | METELLI ref. | ABS | A  | B  | C    | D    | E    | F | H | I | L | M  | Fig |  |
| 1.6 (A212A) (55 kW) Eng. 4G32               |    | 10/82-86  |     | •   |  | M/T+A/T      | 13-0025      |     |    |    | 21   | 73   | 91   |   |   |   |   |    |     |  |
|   |    | 10/82-86  |     | •   |  | M/T+A/T      | 15-1026      |     | 25 | 22 | 50   | 82   | 63   |   |   |   |   | 5  | 1   |  |
| 1.6 T. (A212A) (84-85 kW) Eng. 4G32T        |    | 10/82-85  |     | •   |  |              | 13-0090      |     |    |    | 21   | 73   | 91   |   |   |   |   |    |     |  |
|   |    | 10/82-85  |     | •   |  |              | 15-1104      |     | 25 | 23 | 50   | 82   | 63   |   |   |   |   | 5  | 1   |  |
| 1.8 (A215A) (66 kW) Eng. 4G37               |    | 10/86-  |     | •   |  |              | 13-0090      |     |    |    | 21   | 73   | 91   |   |   |   |   |    |     |  |
|   |    | 10/86-  |     | •   |  |              | 15-1104      |     | 25 | 23 | 50   | 82   | 63   |   |   |   |   | 5  | 1   |  |
| 1.8 T. ECI (A213A) (100 kW) Eng. 4G62T(ECI) |    | 84-86   |     | •   |  |              | 13-0090      |     |    |    | 21   | 73   | 91   |   |   |   |   |    |     |  |
|   |    | 84-86   |     | •   |  |              | 15-1104      |     | 25 | 23 | 50   | 82   | 63   |   |   |   |   | 5  | 1   |  |
| 2.0 (74 kW) Eng. G63B                       |    | 82-12/83  |     | •   |  |              | 13-0025      |     |    |    | 21   | 73   | 91   |   |   |   |   |    |     |  |
|   |    | 84-86   |     | •   |  | Usa          | 13-0046      |     |    |    | 21   | 73   | 91   |   |   |   |   |    |     |  |
|   |   | 82-12/83  |     | •   |  |              | 15-1026      |     | 25 | 22 | 50   | 82   | 63   |   |   |   |   | 5  | 1   |  |
|   |  | 84-86   |     | •   |  | Usa          | 15-1048      |     | 25 | 23 | 50   | 78,7 | 64   |   |   |   |   | 5  | 1   |  |
| 2.0 T. (81 kW) Eng. G63BT                   |  | 82-86   |     | •   |  | Usa          | 13-0055      |     |    |    | 25   | 85   | 102  |   |   |   |   |    |     |  |
|   |  | 82-86   |     | •   |  | Usa          | 15-1064      |     | 25 | 25 | 50   | 89,5 | 64,7 |   |   |   |   | 5  | 1   |  |
| <b>Eclipse I (D2A) '91-'95</b>              |   |  | L/R |  |  | NOTE         | METELLI ref. | ABS | A  | B  | C    | D    | E    | F | H | I | L | M  | Fig |  |
| 2.0 16v, 4WD (D22A) (110 kW) Eng. 4G63      |  | 91-94   |     | •   |  | FWD, M/T+A/T | 13-0126      |     |    |    | 23   | 81   | 96   |   |   |   |   |    |     |  |
|   |  | 91-94   |     | •   |  | FWD, M/T+A/T | 15-1148      |     | 25 | 23 | 54   | 86,9 | 64,5 |   |   |   |   | 5  | 1   |  |
| <b>Galant III (E1A) '84-'87</b>             |   |  | L/R |  |  | NOTE         | METELLI ref. | ABS | A  | B  | C    | D    | E    | F | H | I | L | M  | Fig |  |
| 1.6 (E11A) (55 kW) Eng. 4G32                |  | 84-87   |     | •   |  |              | 13-0025      |     |    |    | 21   | 73   | 91   |   |   |   |   |    |     |  |
|   |  | 84-87   |     | •   |  |              | 15-1026      |     | 25 | 22 | 50   | 82   | 63   |   |   |   |   | 5  | 1   |  |
| 1.8 (E12A) (60-66 kW) Eng. 4G37             |  | 84-87   |     | •   |  |              | 13-0090      |     |    |    | 21   | 73   | 91   |   |   |   |   |    |     |  |
|   |  | 84-87   |     | •   |  |              | 15-1104      |     | 25 | 23 | 50   | 82   | 63   |   |   |   |   | 5  | 1   |  |





































| <b>Galant III (E1A) '84-'87</b>                      |  |            | L/R |   |  | NOTE            | METELLI ref.   | ABS | A  | B  | C  | D    | E    | F | H | I | L | M | Fig |   |  |
|--|--|------------|-----|---|--|-----------------|----------------|-----|----|----|----|------|------|---|---|---|---|---|-----|---|--|
| 1.8 TD (E14A) (60 kW) Eng. 4D65T                     |  | 84-87      |     | • |  |                 | <b>13-0046</b> |     |    |    | 21 | 73   | 91   |   |   |   |   |   |     |   |  |
|  |  | 84-87      |     | • |  |                 | <b>15-1048</b> |     | 25 | 23 | 50 | 78,7 | 64   |   |   |   |   | 5 | 1   |   |  |
| 2.0 (E15A) (66 kW) Eng. G63B                         |  | 86-87      |     | • |  |                 | <b>13-0090</b> |     |    |    | 21 | 73   | 91   |   |   |   |   |   |     |   |  |
|  |  | 86-87      |     | • |  |                 | <b>15-1104</b> |     | 25 | 23 | 50 | 82   | 63   |   |   |   |   | 5 | 1   |   |  |
| 2.0 (E15A) (75-82-106-110 kW) Eng. 4G63              |  | 84-87      |     | • |  |                 | <b>13-0090</b> |     |    |    | 21 | 73   | 91   |   |   |   |   |   |     |   |  |
|  |  | 84-87      |     | • |  |                 | <b>15-1104</b> |     | 25 | 23 | 50 | 82   | 63   |   |   |   |   | 5 | 1   |   |  |
| 2.0 T. ECi (E15A) (110 kW) Eng. 4G63T                |  | 84-85      | L   | • |  |                 | <b>13-0090</b> |     |    |    | 21 | 73   | 91   |   |   |   |   |   |     |   |  |
|  |  | 84-85      | R   | • |  |                 | <b>13-0139</b> |     |    |    | 25 | 85   | 102  |   |   |   |   |   |     |   |  |
|  |  | 84-85      | L   | • |  |                 | <b>15-1104</b> |     | 25 | 23 | 50 | 82   | 63   |   |   |   |   |   | 5   | 1 |  |
|  |  | 84-85      | R   | • |  |                 | <b>15-1162</b> |     | 25 | 25 | 50 | 89,5 | 60   |   |   |   |   |   | 5   | 1 |  |
| 2.4 (E16A) (82 kW) Eng. G64B                         |  | 85-87      |     | • |  |                 | <b>13-0090</b> |     |    |    | 21 | 73   | 91   |   |   |   |   |   |     |   |  |
|  |  | 85-87      |     | • |  |                 | <b>15-1104</b> |     | 25 | 23 | 50 | 82   | 63   |   |   |   |   | 5 | 1   |   |  |
| Sigma 2.0 Eng. E17A                                  |  | 86-87      |     | • |  | New Zealand     | <b>15-1199</b> |     | 25 | 26 | 50 | 95   | 61   |   |   |   |   | 5 | 1   |   |  |
| <b>Galant IV (E3A) '87-'92</b>                       |  |            | L/R |   |  | NOTE            | METELLI ref.   | ABS | A  | B  | C  | D    | E    | F | H | I | L | M | Fig |   |  |
| 1.8 (E32A) (63-66 kW) Eng. 4G37                      |  | 87-8/90    |     | • |  | M/T+A/T, +Carb. | <b>13-0138</b> |     |    |    | 21 | 73   | 91   |   |   |   |   |   |     |   |  |
|  |  | 9/90-10/92 |     | • |  | M/T+A/T, +ECI   | <b>13-0125</b> |     |    |    | 22 | 78   | 94   |   |   |   |   |   |     |   |  |
|  |  | 87-8/90    |     | • |  | M/T+A/T, +Carb. | <b>15-1161</b> |     | 25 | 22 | 54 | 79   | 61   |   |   |   |   |   | 5   | 1 |  |
|  |  | 9/90-10/92 |     | • |  | M/T+A/T, +ECI   | <b>15-1147</b> |     | 25 | 23 | 54 | 83   | 62   |   |   |   |   |   | 5   | 1 |  |
| 1.8 D (E34A) (55 kW) Eng. 4D65                       |  | 88-10/92   |     | • |  | M/T+A/T         | <b>13-0125</b> |     |    |    | 22 | 78   | 94   |   |   |   |   |   |     |   |  |
|  |  | 88-10/92   |     | • |  | M/T+A/T         | <b>15-1147</b> |     | 25 | 23 | 54 | 83   | 62   |   |   |   |   | 5 | 1   |   |  |
| 2.0 (E33A) (80 kW) Eng. 4G63                         |  | 88-92      |     | • |  | DOHC            | <b>13-0126</b> |     |    |    | 23 | 81   | 96   |   |   |   |   |   |     |   |  |
|  |  | 88-92      |     | • |  | M/T+A/T         | <b>13-0125</b> |     |    |    | 22 | 78   | 94   |   |   |   |   |   |     |   |  |
|  |  | 88-92      |     | • |  | DOHC            | <b>15-1148</b> |     | 25 | 23 | 54 | 86,9 | 64,5 |   |   |   |   |   | 5   | 1 |  |
|  |  | 88-92      |     | • |  | M/T+A/T         | <b>15-1147</b> |     | 25 | 23 | 54 | 83   | 62   |   |   |   |   |   | 5   | 1 |  |
| 2.0 Gti 16v, 4WD (E33A, E39A) (106-107 kW) Eng. 4G63 |  | 87-92      |     | • |  | FWD             | <b>13-0231</b> |     |    |    | 23 | 77   | 91   |   |   |   |   |   |     |   |  |
|  |  | 87-92      |     | • |  | FWD             | <b>15-1329</b> |     | 25 | 30 | 54 | 82,6 |      |   |   |   |   |   | 5   | 2 |  |
| 3.0 V6 (104-108 kW) Eng. 6G72                        |  | 87-92      |     | • |  | New Zealand     | <b>15-1199</b> |     | 25 | 26 | 50 | 95   | 61   |   |   |   |   | 5 | 1   |   |  |
| <b>Galant V (E5A, E7A, E8A) '92-'96</b>              |  |            | L/R |   |  | NOTE            | METELLI ref.   | ABS | A  | B  | C  | D    | E    | F | H | I | L | M | Fig |   |  |
| 1.8 (E52A) (85 kW) Eng. 4G93                         |  | 94-96      |     | • |  | M/T+A/T         | <b>13-0231</b> |     |    |    | 23 | 77   | 91   |   |   |   |   |   |     |   |  |
|  |  | 94-96      |     | • |  | M/T+A/T         | <b>15-1329</b> |     | 25 | 30 | 54 | 82,6 |      |   |   |   |   |   | 5   | 2 |  |





































| <b>Galant V (E5A, E7A, E8A) '92-'96</b>      |   |    | L/R |    |    | NOTE         | METELLI ref. | ABS | A  | B  | C  | D    | E    | F | H | I | L | M | Fig |  |
|--|---|---|-----|---|--|--------------|--------------|-----|----|----|----|------|------|---|---|---|---|---|-----|--|
| 1.8 GDi (E52A) (93 kW) Eng. 4G93(GDI)        |    | 11/92-96  |     | •   |  | M/T+A/T      | 13-0231      |     |    |    | 23 | 77   | 91   |   |   |   |   |   |     |  |
|  |    | 11/92-96  |     | •   |  | M/T+A/T      | 15-1329      |     | 25 | 30 | 54 | 82,6 |      |   |   |   |   | 5 | 2   |  |
| 2.0 TD (E57A) (66 kW) Eng. 4D68/ T           |    | 92-96   |     | •   |  |              | 13-0233      |     |    |    | 21 | 85   | 103  |   |   |   |   |   |     |  |
|  |    | 92-96   |     | •   |  |              | 15-1332      |     | 25 | 24 | 54 | 85,7 | 60,9 |   |   |   |   | 5 | 1   |  |
| 2.0 V6-24v (E54A) (110 kW) Eng. 6A12         |    | 11/92-96  |     | •   |  |              | 13-0127      |     |    |    | 25 | 78   | 130  |   |   |   |   |   |     |  |
|  |    | 11/92-96  |     | •   |  |              | 15-1404      |     | 25 | 23 | 54 | 86,9 | 64,5 |   |   |   |   | 5 | 2   |  |
| 2.0, 4WD (E75A,E55A) (101 kW) Eng. 4G63      |    | 92-96   |     | •   |  | FWD, M/T+A/T | 13-0233      |     |    |    | 21 | 85   | 103  |   |   |   |   |   |     |  |
|  |    | 92-96   |     | •   |  | FWD, M/T+A/T | 15-1332      |     | 25 | 24 | 54 | 85,7 | 60,9 |   |   |   |   | 5 | 1   |  |
| <b>Lancer I (A17) / Mirage '69-'83</b>       |   |    | L/R |    |    | NOTE         | METELLI ref. | ABS | A  | B  | C  | D    | E    | F | H | I | L | M | Fig |  |
| 1.4 (A172) (50-77 kW) Eng. 4G12              |    | 8/79-83   |     | •   |  | M/T+A/T      | 13-0025      |     |    |    | 21 | 73   | 91   |   |   |   |   |   |     |  |
|  |    | 8/79-83   |     | •   |  | M/T+A/T      | 15-1026      |     | 25 | 22 | 50 | 82   | 63   |   |   |   |   | 5 | 1   |  |
| 1.6 (A174) (60-62 kW) Eng. 4G32GS            |    | 9/79-83   |     | •   |  |              | 13-0090      |     |    |    | 21 | 73   | 91   |   |   |   |   |   |     |  |
|  |    | 9/79-83   |     | •   |  |              | 15-1104      |     | 25 | 23 | 50 | 82   | 63   |   |   |   |   | 5 | 1   |  |
| <b>Lancer II F (A17)/ Mirage '83-'84</b>     |   |    | L/R |    |    | NOTE         | METELLI ref. | ABS | A  | B  | C  | D    | E    | F | H | I | L | M | Fig |  |
| 1.2 (A171) (40 kW) Eng. 4G11                 |    | 83-84   |     | •   |  | M/T+A/T      | 13-0025      |     |    |    | 21 | 73   | 91   |   |   |   |   |   |     |  |
|  |    | 83-84   |     | •   |  | M/T+A/T      | 15-1026      |     | 25 | 22 | 50 | 82   | 63   |   |   |   |   | 5 | 1   |  |
| 1.4 (A172) (50 kW) Eng. 4G12                 |    | 83-84   |     | •   |  | M/T+A/T      | 13-0025      |     |    |    | 21 | 73   | 91   |   |   |   |   |   |     |  |
|  |   | 83-84   |     | •   |  | M/T+A/T      | 15-1026      |     | 25 | 22 | 50 | 82   | 63   |   |   |   |   | 5 | 1   |  |
| 1.4 T. (77 kW) Eng. 4G12                     |  | 83-84   |     | •   |  | M/T+A/T      | 13-0090      |     |    |    | 21 | 73   | 91   |   |   |   |   |   |     |  |
|  |  | 83-84   |     | •   |  | M/T+A/T      | 15-1104      |     | 25 | 23 | 50 | 82   | 63   |   |   |   |   | 5 | 1   |  |
| <b>Lancer III (C1A, C6A)/ Mirage '83-'92</b> |   |  | L/R |  |  | NOTE         | METELLI ref. | ABS | A  | B  | C  | D    | E    | F | H | I | L | M | Fig |  |
| 1.2 (C15AS/C65A) (40-44 kW) Eng. 4G16        |  | 3/84-5/86   |     | •   |  |              | 13-0045      |     |    |    | 21 | 73   | 91   |   |   |   |   |   |     |  |
|  |   | 6/86-6/88   |     | •   |  |              | 13-0046      |     |    |    | 21 | 73   | 91   |   |   |   |   |   |     |  |
|  |  | 3/84-5/86   |     | •   |  |              | 15-1047      |     | 25 | 22 | 50 | 82   | 63   |   |   |   |   | 5 | 2   |  |
|  |   | 6/86-6/88   |     | •   |  |              | 15-1048      |     | 25 | 23 | 50 | 78,7 | 64   |   |   |   |   | 5 | 1   |  |
| 1.3 (C11) (51 kW) Eng. 4G13B                 |  | 86-90   |     | •   |  | M/T+A/T      | 13-0045      |     |    |    | 21 | 73   | 91   |   |   |   |   |   |     |  |
|  |  | 86-90   |     | •   |  | M/T+A/T      | 15-1047      |     | 25 | 22 | 50 | 82   | 63   |   |   |   |   | 5 | 2   |  |















































| Lancer III (C1A, C6A)/ Mirage '83-'92       |   |    | L/R     |  |  | NOTE            | METELLI ref. | ABS     | A  | B  | C    | D  | E  | F | H | I | L | M | Fig |
|---|---|---|---------|---|--|-----------------|--------------|---------|----|----|------|----|----|---|---|---|---|---|-----|
| 1.5 (C12AS) (51 kW) Eng. G15B               |    | 10/85-3/89  |         | •   |  |                 | 13-0046      |         |    |    | 21   | 73 | 91 |   |   |   |   |   |     |
|   |   | -9/85   |         | •   |  | M/T+A/T         | 13-0045      |         |    |    | 21   | 73 | 91 |   |   |   |   |   |     |
|   |    | 10/85-3/89  |         | •   |  |                 | 15-1048      | 25      | 23 | 50 | 78,7 | 64 |    |   |   |   |   | 5 | 1   |
|   |   | -9/85   |         | •   |  | M/T+A/T         | 15-1047      | 25      | 22 | 50 | 82   | 63 |    |   |   |   |   | 5 | 2   |
| 1.5 (C12AS) (55-62-64-66 kW) Eng. 4G15      |    | 83-88   |         | •   |  | M/T+A/T         | 13-0025      |         |    |    | 21   | 73 | 91 |   |   |   |   |   |     |
|   |   |    | 83-88   |   | •  |                 | M/T+A/T      | 15-1026 | 25 | 22 | 50   | 82 | 63 |   |   |   |   | 5 | 1   |
| Lancer III (C1V, C3V) SW/ Mirage '84-'92    |   |    | L/R     |  |  | NOTE            | METELLI ref. | ABS     | A  | B  | C    | D  | E  | F | H | I | L | M | Fig |
| 1.8 4WD (C37V) (61 kW) Eng. G37B            |    | 87-89   |         | •   |  | FWD, M/T+A/T    | 13-0025      |         |    |    | 21   | 73 | 91 |   |   |   |   |   |     |
|   |   |    | 87-89   |   | •  |                 | FWD, M/T+A/T | 15-1026 | 25 | 22 | 50   | 82 | 63 |   |   |   |   | 5 | 1   |
| 1.8 4WD (C37V) (63-66-69 kW) Eng. 4G37      |    | 87-92   |         | •   |  | FWD, M/T+A/T    | 13-0025      |         |    |    | 21   | 73 | 91 |   |   |   |   |   |     |
|   |   |    | 87-92   |   | •  |                 | FWD, M/T+A/T | 15-1026 | 25 | 22 | 50   | 82 | 63 |   |   |   |   | 5 | 1   |
| 1.8 D (C14V) (43-44 kW) Eng. 4D65           |    | 3/84-92   |         | •   |  |                 | 13-0090      |         |    |    | 21   | 73 | 91 |   |   |   |   |   |     |
|   |   |    | 3/84-92 |   | •  |                 |              | 15-1104 | 25 | 23 | 50   | 82 | 63 |   |   |   |   | 5 | 1   |
| Lancer IV (C6A, C7A)/ Mirage '88-'94        |   |    | L/R     |  |  | NOTE            | METELLI ref. | ABS     | A  | B  | C    | D  | E  | F | H | I | L | M | Fig |
| 1.3 12v (C61A) (55 kW) Eng. 4G13            |    | 92-94   |         | •   |  | Design:MMC      | 13-0045      |         |    |    | 21   | 73 | 91 |   |   |   |   |   |     |
|   |   | 92-94   |         | •   |  | A/T, Design:NTN | 13-0025      |         |    |    | 21   | 73 | 91 |   |   |   |   |   |     |
|   |    | 92-94   |         | •   |  | Design:MMC      | 15-1047      | 25      | 22 | 50 | 82   | 63 |    |   |   |   |   | 5 | 2   |
|   |   | 92-94   |         | •   |  | A/T, Design:NTN | 15-1026      | 25      | 22 | 50 | 82   | 63 |    |   |   |   |   | 5 | 1   |
| 1.5 12v (C62A) (61-62-66 kW) Eng. 4G15(12v) |   | 9/88-8/90   |         | •   |  |                 | 13-0045      |         |    |    | 21   | 73 | 91 |   |   |   |   |   |     |
|   |   | 9/90-92   |         | •   |  |                 | 13-0025      |         |    |    | 21   | 73 | 91 |   |   |   |   |   |     |
|   |  | 9/88-8/90   |         | •   |  |                 | 15-1047      | 25      | 22 | 50 | 82   | 63 |    |   |   |   |   | 5 | 2   |
|   |   | 9/90-92   |         | •   |  |                 | 15-1026      | 25      | 22 | 50 | 82   | 63 |    |   |   |   |   | 5 | 1   |
| 1.6 16v (C63) (91 kW) Eng. 4G61             |  | 88-89   | L       | •   |  | M/T+A/T         | 13-0155      |         |    |    | 21   | 73 | 91 |   |   |   |   |   |     |
|   |   | 88-89   | R       | •   |  | M/T             | 13-0090      |         |    |    | 21   | 73 | 91 |   |   |   |   |   |     |
|   |  | 88-89   |         | •   |  | A/T             | 15-1191      | 25      | 30 | 50 | 82   | 62 |    |   |   |   |   | 5 | 1   |
|   |   | 88-89   | L       | •   |  | M/T             | 15-1191      | 25      | 30 | 50 | 82   | 62 |    |   |   |   |   | 5 | 1   |
|   |   | 88-89   | R       | •   |  | M/T             | 15-1104      | 25      | 23 | 50 | 82   | 63 |    |   |   |   |   | 5 | 1   |
| 1.8 4WD (C77A) (71 kW) Eng. 4G37            |  | 89-6/92   |         | •   |  | FWD, M/T+A/T    | 13-0025      |         |    |    | 21   | 73 | 91 |   |   |   |   |   |     |
|   |   |  | 89-6/92 |   | •  |                 | FWD, M/T+A/T | 15-1026 | 25 | 22 | 50   | 82 | 63 |   |   |   |   | 5 | 1   |
| 1.8 D (C64A) (44 kW) Eng. 4D65              |  | 88-92   |         | •   |  |                 | 13-0155      |         |    |    | 21   | 73 | 91 |   |   |   |   |   |     |
|   |   |  | 88-92   |   | •  |                 |              | 15-1191 | 25 | 30 | 50   | 82 | 62 |   |   |   |   | 5 | 1   |

MITSUBISHI








| Lancer V (CB/DA)/ Mirage SW '92-'95                |   |    | L/R |    |    | NOTE                       | METELLI ref. | ABS     | A  | B  | C  | D    | E    | F  | H | I | L | M | Fig |   |   |
|--|---|---|-----|---|--|----------------------------|--------------|---------|----|----|----|------|------|----|---|---|---|---|-----|---|---|
| 2.0 D (CB8W) (50 kW) Eng. 4D68                     |    | 6/92-   |     | •   |  | M/T+A/T                    | 13-0233      |         |    |    | 21 | 85   | 103  |    |   |   |   |   |     |   |   |
|  |    | 6/92-   |     | •   |  | M/T+A/T                    | 15-1332      |         | 25 | 24 | 54 | 85,7 | 60,9 |    |   |   |   |   | 5   | 1 |   |
| Lancer V (CB/DA)/ Mirage, Coupe '92-'95            |   |    | L/R |    |    | NOTE                       | METELLI ref. | ABS     | A  | B  | C  | D    | E    | F  | H | I | L | M | Fig |   |   |
| 1.3 12v (CB1A) (55-56-58 kW) Eng. G13(BJ90-92/12V) |    | 92-95   |     | •   |  |                            | 13-0138      |         |    |    | 21 | 73   | 91   |    |   |   |   |   |     |   |   |
|  |    | 92-95   |     | •   |  |                            | 15-1161      |         | 25 | 22 | 54 | 79   | 61   |    |   |   |   |   | 5   | 1 |   |
| 1.6 16v, 4WD (CB/CD4A) (66-70-73-83 kW) Eng. 4G92  |    | 1/94-   |     | •   |  | M/T+A/T                    | 13-0231      |         |    |    | 23 | 77   | 91   |    |   |   |   |   |     |   |   |
|  |    | 1/94-   |     | •   |  | M/T+A/T                    | 15-1329      |         | 25 | 30 | 54 | 82,6 |      |    |   |   |   |   | 5   | 2 |   |
| 1.8 16v (CB5A) (85-90-103 kW) Eng. 4G93            |    | 92-   |     | •   |  | M/T                        | 13-0231      |         |    |    | 23 | 77   | 91   |    |   |   |   |   |     |   |   |
|  |    | 92-   |     | •   |  | M/T                        | 15-1329      |         | 25 | 30 | 54 | 82,6 |      |    |   |   |   |   | 5   | 2 |   |
| 2.0 D (CB8A) (50 kW) Eng. 4D68                     |    | 11/92-  |     | •   |  | M/T+A/T                    | 13-0233      |         |    |    | 21 | 85   | 103  |    |   |   |   |   |     |   |   |
|  |    | 11/92-  |     | •   |  | M/T+A/T                    | 15-1332      |         | 25 | 24 | 54 | 85,7 | 60,9 |    |   |   |   |   | 5   | 1 |   |
| Lancer VI (CK/PA)/ Mirage coupe '95-'07            |   |    | L/R |    |    | NOTE                       | METELLI ref. | ABS     | A  | B  | C  | D    | E    | F  | H | I | L | M | Fig |   |   |
| 1.6 16v (CK4A) (66-70-73-83 kW) Eng. 4G92          |    | 95-   |     | •   |  |                            | 13-0231      |         |    |    | 23 | 77   | 91   |    |   |   |   |   |     |   |   |
|  |    | 95-   |     | •   |  |                            | 15-1329      |         | 25 | 30 | 54 | 82,6 |      |    |   |   |   |   | 5   | 2 |   |
| Magna '85-'93                                      |   |    | L/R |    |    | NOTE                       | METELLI ref. | ABS     | A  | B  | C  | D    | E    | F  | H | I | L | M | Fig |   |   |
| 2.6 (T) (76 kW) Eng. 4G54B                         |    | 85-90   |     | •   |  | Australia, Mod. TM, TN, TP | 13-0055      |         |    |    | 25 | 85   | 102  |    |   |   |   |   |     |   |   |
|  |   | 90-93   |     | •   |  | Australia, Mod. TR         | 13-0107      |         |    |    | 25 | 85   | 102  |    |   |   |   |   |     |   |   |
|  |   | 85-90   |     | •   |  | Australia, Mod. TM, TN, TP | 15-1064      |         | 25 | 25 | 50 | 89,5 | 64,7 |    |   |   |   |   | 5   | 1 |   |
|  |   | 90-93   |     | •   |  | Australia, Mod. TR         | 15-1130      |         | 25 | 26 | 54 | 94,5 | 64,5 |    |   |   |   |   | 5   | 2 |   |
| Nimbus (UA, UB) '84-'87                            |   |  | L/R |  |  | NOTE                       | METELLI ref. | ABS     | A  | B  | C  | D    | E    | F  | H | I | L | M | Fig |   |   |
| 1.8 (63-71 kW) Eng. 4G37                           |  | 84-8/87   |     | •   |  |                            | 13-0090      |         |    |    | 21 | 73   | 91   |    |   |   |   |   |     |   |   |
|  |  | 84-8/87   |     | •   |  |                            | 15-1104      |         | 25 | 23 | 50 | 82   | 63   |    |   |   |   |   | 5   | 1 |   |
| Nimbus (UC) '87-'91                                |   |  | L/R |  |  | NOTE                       | METELLI ref. | ABS     | A  | B  | C  | D    | E    | F  | H | I | L | M | Fig |   |   |
| 2.0 (65 kW) Eng. 4G63                              |  | 9/87-91   |     | •   |  |                            | 13-0045      |         |    |    | 21 | 73   | 91   |    |   |   |   |   |     |   |   |
|  |   | 9/87-91   |     | •   |  | Australia                  | 13-0090      |         |    |    | 21 | 73   | 91   |    |   |   |   |   |     |   |   |
|  |  | 9/87-91   |     | •   |  |                            |              | 15-1047 |    | 25 | 22 | 50   | 82   | 63 |   |   |   |   |     | 5 | 2 |
|  |   | 9/87-91   |     | •   |  | Australia                  |              | 15-1104 |    | 25 | 23 | 50   | 82   | 63 |   |   |   |   |     | 5 | 1 |

| <b>Precis '83-'94</b>                         |   |    | L/R |    |    | NOTE      | METELLI ref. | ABS     | A  | B  | C    | D    | E    | F  | H | I | L | M | Fig |   |   |
|---|---|---|-----|---|--|-----------|--------------|---------|----|----|------|------|------|----|---|---|---|---|-----|---|---|
| All models                                    |    | 83-   |     | •   |  | Usa       | 13-0025      |         |    |    | 21   | 73   | 91   |    |   |   |   |   |     |   |   |
|   |    | 83-   |     | •   |  | Usa       | 15-1026      |         | 25 | 22 | 50   | 82   | 63   |    |   |   |   |   | 5   | 1 |   |
| <b>Sigma III (F16A) '90-'96</b>               |   |    | L/R |    |    | NOTE      | METELLI ref. | ABS     | A  | B  | C    | D    | E    | F  | H | I | L | M | Fig |   |   |
| 2.5 V6 24v (F13A) (125 kW) Eng. 6G73          |    | 90-93   |     | •   |  | Usa       | 13-0107      |         |    |    | 25   | 85   | 102  |    |   |   |   |   |     |   |   |
|   |    | 90-93   |     | •   |  | Usa       | 15-1130      |         | 25 | 26 | 54   | 94,5 | 64,5 |    |   |   |   |   | 5   | 2 |   |
| 3.0 V6 (F16A) (130 kW) Eng. 6G72              |    | 90-   |     | •   |  | Usa       | 15-1199      |         | 25 | 26 | 50   | 95   | 61   |    |   |   |   |   | 5   | 1 |   |
| 3.0 V6 (F16A) (151 kW) Eng. 6G72              |    | 90-   |     | •   |  | Usa       | 13-0107      |         |    |    | 25   | 85   | 102  |    |   |   |   |   |     |   |   |
|   |    | 90-   |     | •   |  | Usa       | 15-1130      |         | 25 | 26 | 54   | 94,5 | 64,5 |    |   |   |   |   | 5   | 2 |   |
| <b>Space Runner I (N1W, N2W) '91-'99</b>      |   |    | L/R |    |    | NOTE      | METELLI ref. | ABS     | A  | B  | C    | D    | E    | F  | H | I | L | M | Fig |   |   |
| 1.8, 4WD (N21W/N11W) (85-90-103 kW) Eng. 4G93 |    | 91-   |     | •   |  | Mod. N11W | 13-0126      |         |    |    | 23   | 81   | 96   |    |   |   |   |   |     |   |   |
|   |    | 91-   |     | •   |  | Mod. N11W | 15-1148      |         | 25 | 23 | 54   | 86,9 | 64,5 |    |   |   |   |   | 5   | 1 |   |
| <b>Space Star (DG0) '98-</b>                  |   |    | L/R |    |    | NOTE      | METELLI ref. | ABS     | A  | B  | C    | D    | E    | F  | H | I | L | M | Fig |   |   |
| 1.3 16v (60-61-63 kW) Eng. 4G13(16v)          |    | 98-   |     | •   |  | +ABS      | 13-0438      |         |    |    | 22   | 72   | 97   |    |   |   |   |   |     |   |   |
|   |    | 98-   |     | •   |  | +ABS      | 15-1662      | 43      | 25 | 22 | 53,9 | 79,1 | 65   |    |   |   |   |   | 11  | 2 |   |
| 1.6 16v (72 kW) Eng. 4G18                     |    | 01-   |     | •   |  | +ABS      | 13-0438      |         |    |    | 22   | 72   | 97   |    |   |   |   |   |     |   |   |
|   |    | 01-   |     | •   |  | +ABS      | 15-1662      | 43      | 25 | 22 | 53,9 | 79,1 | 65   |    |   |   |   |   | 11  | 2 |   |
| 1.8 GDi (82 kW) Eng. 4G93(GDI)                |    | 02-   |     | •   |  | +ABS      | 13-0410      |         |    |    | 23   | 77   | 105  |    |   |   |   |   |     |   |   |
|   |   | 02-   |     | •   |  | +ABS      | 15-1668      | 43      | 25 | 23 | 54   | 82   | 64   |    |   |   |   |   | 11  | 1 |   |
| 1.8 GDi (87 kW) Eng. 4G93(GDI)                |  | 98-   |     | •   |  | +ABS      | 13-0410      |         |    |    | 23   | 77   | 105  |    |   |   |   |   |     |   |   |
|   |  | 98-   |     | •   |  | +ABS      | 15-1668      | 43      | 25 | 23 | 54   | 82   | 64   |    |   |   |   |   | 11  | 1 |   |
| 1.8 GDi (90-92-93-96 kW) Eng. 4G93(GDI)       |  | 98-   |     | •   |  | +ABS      | 13-0410      |         |    |    | 23   | 77   | 105  |    |   |   |   |   |     |   |   |
|   |  | 98-   |     | •   |  | +ABS      | 15-1668      | 43      | 25 | 23 | 54   | 82   | 64   |    |   |   |   |   | 11  | 1 |   |
| <b>Space Wagon I (D0V/W) '83-'91</b>          |   |  | L/R |  |  | NOTE      | METELLI ref. | ABS     | A  | B  | C    | D    | E    | F  | H | I | L | M | Fig |   |   |
| 1.8 (D05W) (66 kW) Eng. 4G37                  |  | 1/83-84   | L   | •   |  | M/T+A/T   | 13-0125      |         |    |    | 22   | 78   | 94   |    |   |   |   |   |     |   |   |
|   |   | 1/83-84   | R   | •   |  | M/T+A/T   | 13-0090      |         |    |    | 21   | 73   | 91   |    |   |   |   |   |     |   |   |
|   |   | 1/84-91   |     | •   |  |           |              | 13-0025 |    |    |      | 21   | 73   | 91 |   |   |   |   |     |   |   |
|   |  | 1/83-84   | L   | •   |  | M/T+A/T   | 15-1147      |         | 25 | 23 | 54   | 83   | 62   |    |   |   |   |   |     | 5 | 1 |
|   |   | 1/83-84   | R   | •   |  | M/T+A/T   | 15-1104      |         | 25 | 23 | 50   | 82   | 63   |    |   |   |   |   |     | 5 | 1 |
|   |   | 1/84-91   |     | •   |  |           |              | 15-1026 |    | 25 | 22   | 50   | 82   | 63 |   |   |   |   |     | 5 | 1 |






| Space Wagon I (D0V/W) '83-'91                            |   |    | L/R   |    |    | NOTE    | METELLI ref. | ABS     | A  | B  | C  | D    | E    | F    | H | I | L | M | Fig |   |  |
|--|---|---|-------|---|--|---------|--------------|---------|----|----|----|------|------|------|---|---|---|---|-----|---|--|
| 1.8 4WD (D05V) (66 kW) Eng. 4G37                         |    | 84-88   | L     | •   |  | FWD     | 13-0125      |         |    |    | 22 | 78   | 94   |      |   |   |   |   |     |   |  |
|  |   | 84-88   | R     | •   |  | FWD     | 13-0090      |         |    |    | 21 | 73   | 91   |      |   |   |   |   |     |   |  |
|  |    | 84-88   | L     | •   |  | FWD     | 15-1147      |         | 25 | 23 | 54 | 83   | 62   |      |   |   |   |   | 5   | 1 |  |
|  |   | 84-88   | R     | •   |  | FWD     | 15-1104      |         | 25 | 23 | 50 | 82   | 63   |      |   |   |   |   | 5   | 1 |  |
| 1.8 D (D09W) (55 kW) Eng. 4D65                           |    | -86   | L     | •   |  |         | 13-0125      |         |    |    | 22 | 78   | 94   |      |   |   |   |   |     |   |  |
|  |   | -86   | R     | •   |  |         | 13-0090      |         |    |    | 21 | 73   | 91   |      |   |   |   |   |     |   |  |
|  |   | 86-91   |       | •   |  |         | 13-0046      |         |    |    | 21 | 73   | 91   |      |   |   |   |   |     |   |  |
|  |    | -86   | L     | •   |  |         | 15-1147      |         | 25 | 23 | 54 | 83   | 62   |      |   |   |   |   | 5   | 1 |  |
|  |   | -86   | R     | •   |  |         | 15-1104      |         | 25 | 23 | 50 | 82   | 63   |      |   |   |   |   | 5   | 1 |  |
|  |   | 86-91   |       | •   |  |         | 15-1048      |         | 25 | 23 | 50 | 78,7 | 64   |      |   |   |   |   | 5   | 1 |  |
| 2.0 (D04W) (62 kW) Eng. G63B                             |    | 86-88   | L     | •   |  |         | 13-0125      |         |    |    | 22 | 78   | 94   |      |   |   |   |   |     |   |  |
|  |   | 86-88   | R     | •   |  |         | 13-0090      |         |    |    | 21 | 73   | 91   |      |   |   |   |   |     |   |  |
|  |    | 86-88   | L     | •   |  |         | 15-1147      |         | 25 | 23 | 54 | 83   | 62   |      |   |   |   |   | 5   | 1 |  |
|  |   | 86-88   | R     | •   |  |         | 15-1104      |         | 25 | 23 | 50 | 82   | 63   |      |   |   |   |   | 5   | 1 |  |
| 2.0 (D04W) (75 kW) Eng. 4G63                             |    | 85-91   | L     | •   |  |         | 13-0125      |         |    |    | 22 | 78   | 94   |      |   |   |   |   |     |   |  |
|  |   | 85-91   | R     | •   |  |         | 13-0090      |         |    |    | 21 | 73   | 91   |      |   |   |   |   |     |   |  |
|  |    | 85-91   | L     | •   |  |         | 15-1147      |         | 25 | 23 | 54 | 83   | 62   |      |   |   |   |   | 5   | 1 |  |
|  |   | 85-91   | R     | •   |  |         | 15-1104      |         | 25 | 23 | 50 | 82   | 63   |      |   |   |   |   | 5   | 1 |  |
| 2.0 4WD (D08W) (62 kW) Eng. G63B                         |    | 86-88   |       | •   |  | FWD     | 13-0055      |         |    |    | 25 | 85   | 102  |      |   |   |   |   |     |   |  |
|  |   | 86-88   |       | •   |  | FWD     | 15-1064      |         | 25 | 25 | 50 | 89,5 | 64,7 |      |   |   |   | 5 | 1   |   |  |
| <b>Space Wagon II (N3W, N4W) '91-'98</b>                 |   |   | L/R   |   |   | NOTE    | METELLI ref. | ABS     | A  | B  | C  | D    | E    | F    | H | I | L | M | Fig |   |  |
| 2.0, 4WD (N33W, N43W) (75-77-82-98-106-110 kW) Eng. 4G63 |  | 92-   |       | •   |  |         | 13-0127      |         |    |    | 25 | 78   | 130  |      |   |   |   |   |     |   |  |
|  |   |  | 92-   |   | •  |         |              | 15-1404 |    | 25 | 23 | 54   | 86,9 | 64,5 |   |   |   |   | 5   | 2 |  |
| <b>Super Lancer</b>                                      |   |  | L/R   |  |  | NOTE    | METELLI ref. | ABS     | A  | B  | C  | D    | E    | F    | H | I | L | M | Fig |   |  |
| All models   |  |   |       | •   |  |         | 15-1178      |         | 25 | 23 | 54 | 85   | 61   |      |   |   |   | 5 | 2   |   |  |
| <b>Tredia (A21) '82-'87</b>                              |   |  | L/R   |  |  | NOTE    | METELLI ref. | ABS     | A  | B  | C  | D    | E    | F    | H | I | L | M | Fig |   |  |
| 1.4 (A211) (51 kW) Eng. 4G12                             |  | 82-85   |       | •   |  |         | 13-0025      |         |    |    | 21 | 73   | 91   |      |   |   |   |   |     |   |  |
|  |   |  | 82-85 |   | •  |         |              | 15-1026 |    | 25 | 22 | 50   | 82   | 63   |   |   |   |   | 5   | 1 |  |
| 1.6 (A212) (55 kW) Eng. 4G32                             |  | 82-87   |       | •   |  | M/T+A/T | 13-0025      |         |    |    | 21 | 73   | 91   |      |   |   |   |   |     |   |  |
|  |   |  | 82-87 |   | •  |         | M/T+A/T      | 15-1026 |    | 25 | 22 | 50   | 82   | 63   |   |   |   |   | 5   | 1 |  |





























| <b>Tredia (A21) '82-'87</b>         |   |  | L/R |  |  | NOTE | METELLI ref. | ABS | A  | B  | C  | D    | E    | F | H | I | L | M | Fig |   |  |
|-------------------------------------|---|---|-----|---|--|------|--------------|-----|----|----|----|------|------|---|---|---|---|---|-----|---|--|
| 1.6 T. (A212) (84-85 kW) Eng. 4G32T |  | 82-85   |     | •   |  |      | 13-0090      |     |    |    | 21 | 73   | 91   |   |   |   |   |   |     |   |  |
|                                     |  | 82-85   |     | •   |  |      | 15-1104      |     | 25 | 23 | 50 | 82   | 63   |   |   |   |   | 5 | 1   |   |  |
| 1.8 (A215) (66 kW) Eng. 4G37        |  | 9/84-12/86  | L   | •   |  |      | 13-0090      |     |    |    | 21 | 73   | 91   |   |   |   |   |   |     |   |  |
|                                     |   | 9/84-12/86  | R   | •   |  |      | 13-0055      |     |    |    | 25 | 85   | 102  |   |   |   |   |   |     |   |  |
|                                     |  | 9/84-12/86  | L   | •   |  |      | 15-1104      |     | 25 | 23 | 50 | 82   | 63   |   |   |   |   |   | 5   | 1 |  |
|                                     |   | 9/84-12/86  | R   | •   |  |      | 15-1064      |     | 25 | 25 | 50 | 89,5 | 64,7 |   |   |   |   |   | 5   | 1 |  |
| 1.8 T. (A213A) (100 kW) Eng. G62B   |  | 84-86   | L   | •   |  |      | 13-0090      |     |    |    | 21 | 73   | 91   |   |   |   |   |   |     |   |  |
|                                     |   | 84-86   | R   | •   |  |      | 13-0055      |     |    |    | 25 | 85   | 102  |   |   |   |   |   |     |   |  |
|                                     |  | 84-86   | L   | •   |  |      | 15-1104      |     | 25 | 23 | 50 | 82   | 63   |   |   |   |   |   | 5   | 1 |  |
|                                     |   | 84-86   | R   | •   |  |      | 15-1064      |     | 25 | 25 | 50 | 89,5 | 64,7 |   |   |   |   |   | 5   | 1 |  |
| 2.0 4WD                             |  | 82-87   |     | •   |  | Usa  | 13-0046      |     |    |    | 21 | 73   | 91   |   |   |   |   |   |     |   |  |
|                                     |   | 82-87   |     | •   |  | Usa  | 13-0055      |     |    |    | 25 | 85   | 102  |   |   |   |   |   |     |   |  |
|                                     |  | 82-87   |     | •   |  | Usa  | 15-1048      |     | 25 | 23 | 50 | 78,7 | 64   |   |   |   |   |   | 5   | 1 |  |
|                                     |   | 82-87   |     | •   |  | Usa  | 15-1064      |     | 25 | 25 | 50 | 89,5 | 64,7 |   |   |   |   |   | 5   | 1 |  |
| <b>Vista '85-'91</b>                |   |  | L/R |  |  | NOTE | METELLI ref. | ABS | A  | B  | C  | D    | E    | F | H | I | L | M | Fig |   |  |
| All models                          |  | 85-   |     | •   |  |      | 13-0055      |     |    |    | 25 | 85   | 102  |   |   |   |   |   |     |   |  |
|                                     |  | 85-   |     | •   |  |      | 15-1064      |     | 25 | 25 | 50 | 89,5 | 64,7 |   |   |   |   | 5 | 1   |   |  |
























### MOSKVICh

| <b>21412 '89-</b> |   |  | L/R |  |  | NOTE | METELLI ref. | ABS | A  | B  | C  | D   | E   | F | H | I | L | M  | Fig |  |
|-------------------|---|---|-----|---|--|------|--------------|-----|----|----|----|-----|-----|---|---|---|---|----|-----|--|
| 1.5 (51 kW)       |  | 5/89-   |     | •   |  |      | 13-0104      |     |    |    | 23 | 81  | 96  |   |   |   |   |    |     |  |
|                   |  | 5/89-   |     | •   |  |      | 14-0014      |     |    |    | 21 | 100 | 100 |   |   |   |   |    |     |  |
|                   |  | 5/89-   |     | •   |  |      | 15-1184      |     | 25 | 25 | 52 | 90  | 58  |   |   |   |   | 11 | 3   |  |
|                   |  | 5/89-   |     | •   |  |      | 16-1015      |     |    | 25 |    | 100 |     |   |   |   |   |    |     |  |

























### NISSAN

























| <b>100 NX (B13) '90-'94</b>        |   |  | L/R |  |  | NOTE | METELLI ref. | ABS | A  | B  | C  | D    | E  | F | H | I | L | M | Fig |  |
|------------------------------------|---|---|-----|---|--|------|--------------|-----|----|----|----|------|----|---|---|---|---|---|-----|--|
| 1.6, 16v (66-71-73 kW) Eng. GA16DS |  | 3/90-94   |     | •   |  | -ABS | 13-0182      |     |    |    | 22 | 86   | 91 |   |   |   |   |   |     |  |
|                                    |  | 3/90-94   |     | •   |  | -ABS | 15-1248      |     | 25 | 23 | 55 | 90,3 | 56 |   |   |   |   | 5 | 2   |  |
































| 200 SX (S14) '93-                     |   |   | L/R |   |   | NOTE                              | METELLI ref. | ABS | A  | B  | C    | D    | E    | F | H | I | L | M  | Fig |  |
|---------------------------------------|---|--|-----|--|--|-----------------------------------|--------------|-----|----|----|------|------|------|---|---|---|---|----|-----|--|
| 1.6 16v (74 kW) Eng. GA16DE           |    | 95-  |     | •  |  | Usa                               | 13-0183      |     |    |    | 23   | 95   | 97   |   |   |   |   |    |     |  |
|                                       |    | 95-  |     | •  |  | Usa                               | 15-1249      |     | 27 | 25 | 56   | 100  | 59,5 |   |   |   |   | 5  | 2   |  |
| 310 '74-'83                           |   |   | L/R |   |   | NOTE                              | METELLI ref. | ABS | A  | B  | C    | D    | E    | F | H | I | L | M  | Fig |  |
| 1.3                                   |    | 79-83  |     | •  |  | Usa                               | 13-0026      |     |    |    | 21   | 71,5 | 90   |   |   |   |   |    |     |  |
|                                       |    | 79-83  |     | •  |  | Usa                               | 15-1027      |     | 24 | 22 | 52   | 78,8 | 69   |   |   |   |   | 3  | 1   |  |
| Almera I (N15) '95-'00                |   |   | L/R |   |   | NOTE                              | METELLI ref. | ABS | A  | B  | C    | D    | E    | F | H | I | L | M  | Fig |  |
| 1.4 i, 16v (55-64 kW) Eng. GA14DE     |    | 9/95-  |     | •  |  | +ABS                              | 13-0213      |     |    |    | 21   | 73   | 91   |   |   |   |   |    |     |  |
|                                       |   | 9/95-  |     | •  |  | -ABS                              | 13-0140      |     |    |    | 20   | 80   | 107  |   |   |   |   |    |     |  |
|                                       |    | 9/95-  |     | •  |  | +ABS                              | 15-1293      | 42  | 25 | 22 | 55   | 82   | 56   |   |   |   |   | 11 | 2   |  |
|                                       |   | 9/95-  |     | •  |  | -ABS                              | 15-1163      |     | 25 | 22 | 55   | 82,6 | 54   |   |   |   |   | 11 | 2   |  |
| 1.6 (66-73-75 kW) Eng. GA16DE         |    | 9/95-  |     | •  |  | +ABS                              | 13-0201      |     |    |    | 22   | 86   | 91   |   |   |   |   |    |     |  |
|                                       |   | 9/95-  |     | •  |  | -ABS                              | 13-0182      |     |    |    | 22   | 86   | 91   |   |   |   |   |    |     |  |
|                                       |    | 9/95-  |     | •  |  | +ABS                              | 15-1275      | 42  | 25 | 23 | 55   | 90   | 56   |   |   |   |   | 5  | 2   |  |
|                                       |   | 9/95-  |     | •  |  | -ABS                              | 15-1248      |     | 25 | 23 | 55   | 90,3 | 56   |   |   |   |   | 5  | 2   |  |
| 2.0 D (55 kW) Eng. CD20               |    | 9/95-  |     | •  |  | +ABS                              | 13-0201      |     |    |    | 22   | 86   | 91   |   |   |   |   |    |     |  |
|                                       |   | 9/95-  |     | •  |  | -ABS                              | 13-0182      |     |    |    | 22   | 86   | 91   |   |   |   |   |    |     |  |
|                                       |    | 9/95-  |     | •  |  | +ABS                              | 15-1275      | 42  | 25 | 23 | 55   | 90   | 56   |   |   |   |   | 5  | 2   |  |
|                                       |   | 9/95-  |     | •  |  | -ABS                              | 15-1248      |     | 25 | 23 | 55   | 90,3 | 56   |   |   |   |   | 5  | 2   |  |
| Almera II (N16) '00-                  |   |  | L/R |  |  | NOTE                              | METELLI ref. | ABS | A  | B  | C    | D    | E    | F | H | I | L | M  | Fig |  |
| 1.5 (66 kW) Eng. QG15DE               |  | 7/00-2/03  |     | •  |  | +ABS, Made in UK, Mod. EP1        | 13-0330      |     |    |    | 22   | 72   | 97   |   |   |   |   |    |     |  |
|                                       |  | 00-  |     | •  |  | +ABS, ABS:42 Made in UK, Mod. EP1 | 15-1647      | 42  | 25 | 22 | 55   | 79   | 56   |   |   |   |   | 11 | 1   |  |
|                                       |   | 7/00-2/03  |     | •  |  | +ABS, ABS:44 Made in UK, Mod. EP1 | 15-1476      | 44  | 25 | 22 | 55   | 79   | 56   |   |   |   |   | 11 | 1   |  |
| 1.5 (72 kW) Eng. QG15DE               |  | 02-2/03  |     | •  |  | +ABS, Made in UK, Mod. EP1        | 13-0330      |     |    |    | 22   | 72   | 97   |   |   |   |   |    |     |  |
|                                       |  | 02-2/03  |     | •  |  | +ABS, ABS:44 Made in UK, Mod. EP1 | 15-1476      | 44  | 25 | 22 | 55   | 79   | 56   |   |   |   |   | 11 | 1   |  |
|                                       |   | 02-2/03  |     | •  |  | +ABS, ABS:42 Made in UK, Mod. EP1 | 15-1647      | 42  | 25 | 22 | 55   | 79   | 56   |   |   |   |   | 11 | 1   |  |
| 1.5 DCi (60 kW) Eng. K9K702/ 710/ 722 |  | 03-2/03  |     | •  |  | +ABS, Made in UK                  | 13-0329      |     |    |    | 22   | 82   | 126  |   |   |   |   |    |     |  |
|                                       |   | 2/03-  |     | •  |  | +ABS, Made in UK                  | 13-0467      |     |    |    | 25   | 78   | 130  |   |   |   |   |    |     |  |
|                                       |  | 03-2/03  |     | •  |  | +ABS, Made in UK                  | 15-1475      | 42  | 25 | 23 | 55   | 82   | 56   |   |   |   |   | 11 | 1   |  |
|                                       |   | 2/03-  |     | •  |  | +ABS, Made in UK                  | 15-1694      | 44  | 25 | 23 | 54,9 | 82   | 55,7 |   |   |   |   | 11 | 1   |  |












































| <b>Almera II (N16) '00-</b>        |   |    | L/R |    |    | NOTE                  | METELLI ref. | ABS | A  | B  | C  | D    | E    | F | H | I | L | M | Fig |   |
|------------------------------------|---|---|-----|---|--|-----------------------|--------------|-----|----|----|----|------|------|---|---|---|---|---|-----|---|
| 1.8 16v (84-85 kW) Eng. QG18DE     |    | 00-   |     | •   |  | +ABS, Made in UK      | 13-0329      |     |    |    | 22 | 82   | 126  |   |   |   |   |   |     |   |
|                                    |   | 01-8/02   |     | •   |  | +ABS, A/T, Made in UK | 13-0201      |     |    |    | 22 | 86   | 91   |   |   |   |   |   |     |   |
|                                    |   | 01-8/02   |     | •   |  | -ABS, A/T, Made in UK | 13-0182      |     |    |    | 22 | 86   | 91   |   |   |   |   |   |     |   |
|                                    |    | 00-   |     | •   |  | +ABS, Made in UK      | 15-1475      | 42  | 25 | 23 | 55 | 82   | 56   |   |   |   |   |   | 11  | 1 |
|                                    |   | 01-8/02   |     | •   |  | +ABS, A/T, Made in UK | 15-1275      | 42  | 25 | 23 | 55 | 90   | 56   |   |   |   |   |   | 5   | 2 |
|                                    |   | 01-8/02   |     | •   |  | -ABS, A/T, Made in UK | 15-1248      |     | 25 | 23 | 55 | 90,3 | 56   |   |   |   |   |   | 5   | 2 |
| 2.2 DCi (100 kW) Eng. YD22DDTi     |    | 9/03-   |     | •   |  | +ABS, Made in UK      | 13-0331      |     |    |    | 26 | 86   | 138  |   |   |   |   |   |     |   |
|                                    |   | 9/03-   |     | •   |  | +ABS, Made in UK      | 15-1477      | 44  | 27 | 26 | 55 | 91   | 59   |   |   |   |   | 5 | 1   |   |
| 2.2 DCi (82 kW) Eng. YD22DDT       |    | 9/03-   |     | •   |  | +ABS, Made in UK      | 13-0331      |     |    |    | 26 | 86   | 138  |   |   |   |   |   |     |   |
|                                    |   | 9/03-   |     | •   |  | +ABS, Made in UK      | 15-1477      | 44  | 27 | 26 | 55 | 91   | 59   |   |   |   |   | 5 | 1   |   |
| 2.2 Di (81 kW) Eng. YD22DDT        |    | 00-03   |     | •   |  | +ABS, Made in Japan   | 13-0472      |     |    |    | 24 | 90   | 94,5 |   |   |   |   |   |     |   |
|                                    |   | 00-03   |     | •   |  | +ABS, Made in UK      | 13-0418      |     |    |    | 26 | 86   | 138  |   |   |   |   |   |     |   |
|                                    |   | 00-03   |     | •   |  | -ABS, Made in Japan   | 13-0465      |     |    |    | 24 | 90   | 94,5 |   |   |   |   |   |     |   |
|                                    |    | 00-03   |     | •   |  | +ABS, Made in Japan   | 15-1700      | 42  | 27 | 35 | 55 | 90,9 | 58,7 |   |   |   |   |   | 5   | 2 |
|                                    |   | 00-03   |     | •   |  | +ABS, Made in UK      | 15-1635      | 42  | 27 | 26 | 55 | 90,9 | 59,5 |   |   |   |   |   | 11  | 1 |
|                                    |   | 00-03   |     | •   |  | -ABS, Made in Japan   | 15-1692      |     | 27 | 35 | 55 | 94,6 | 58,7 |   |   |   |   |   | 5   | 2 |
| <b>Almera Tino (V10) '00-</b>      |   |    | L/R |    |    | NOTE                  | METELLI ref. | ABS | A  | B  | C  | D    | E    | F | H | I | L | M | Fig |   |
| 2.2 DCi (100 kW) Eng. YD22DDTi     |    | 03-   |     | •   |  |                       | 13-0356      |     |    |    | 26 | 86   | 138  |   |   |   |   |   |     |   |
|                                    |   | 03-   |     | •   |  | +ABS                  | 15-1509      | 44  | 27 | 26 | 56 | 91   | 58,5 |   |   |   |   | 5 | 1   |   |
| 2.2 DCi (81-84-93 kW) Eng. YD22DDT |   | 03-   |     | •   |  |                       | 13-0356      |     |    |    | 26 | 86   | 138  |   |   |   |   |   |     |   |
|                                    |   | 03-   |     | •   |  | +ABS                  | 15-1509      | 44  | 27 | 26 | 56 | 91   | 58,5 |   |   |   |   | 5 | 1   |   |
| 2.2 Di (84 kW) Eng. YD22DDTi       |  | 8/00-   |     | •   |  |                       | 13-0356      |     |    |    | 26 | 86   | 138  |   |   |   |   |   |     |   |
|                                    |   | 8/00-   |     | •   |  | +ABS                  | 15-1509      | 44  | 27 | 26 | 56 | 91   | 58,5 |   |   |   |   | 5 | 1   |   |
| <b>Axxess '89-'91</b>              |   |  | L/R |  |  | NOTE                  | METELLI ref. | ABS | A  | B  | C  | D    | E    | F | H | I | L | M | Fig |   |
| All models                         |  | 89-91   |     | •   |  | Usa                   | 13-0183      |     |    |    | 23 | 95   | 97   |   |   |   |   |   |     |   |
|                                    |   | 89-91   |     | •   |  | Usa                   | 15-1249      |     | 27 | 25 | 56 | 100  | 59,5 |   |   |   |   |   | 5   | 2 |
| <b>Bluebird (910) '80-'84</b>      |   |  | L/R |  |  | NOTE                  | METELLI ref. | ABS | A  | B  | C  | D    | E    | F | H | I | L | M | Fig |   |
| 1.6 (60 kW) Eng. L16S              |  | 80-83   |     | •   |  |                       | 13-0085      |     |    |    | 23 | 81   | 96   |   |   |   |   |   |     |   |
|                                    |   | 80-83   |     | •   |  |                       | 15-1098      |     | 27 | 23 | 56 | 90   | 59,5 |   |   |   |   |   | 5   | 2 |
































































| Bluebird (910) '80-'84       |   |  | L/R |  |  | NOTE              | METELLI ref. | ABS | A  | B  | C  | D   | E    | F | H | I | L | M | Fig |  |
|------------------------------|---|---|-----|---|---|-------------------|--------------|-----|----|----|----|-----|------|---|---|---|---|---|-----|--|
| 1.8, SW (65 kW) Eng. L18S    |    | 80-84   |     | •   |   |                   | 13-0085      |     |    |    | 23 | 81  | 96   |   |   |   |   |   |     |  |
|                              |    | 80-84   |     | •   |   |                   | 15-1098      |     | 27 | 23 | 56 | 90  | 59,5 |   |   |   |   | 5 | 2   |  |
| 2.0 D, SW (44 kW) Eng. LD20  |    | 80-83   |     | •   |   |                   | 13-0183      |     |    |    | 23 | 95  | 97   |   |   |   |   |   |     |  |
|                              |    | 80-83   |     | •   |   |                   | 15-1249      |     | 27 | 25 | 56 | 100 | 59,5 |   |   |   |   | 5 | 2   |  |
| Bluebird (T72 , T12) '85-'91 |   |  | L/R |  |  | NOTE              | METELLI ref. | ABS | A  | B  | C  | D   | E    | F | H | I | L | M | Fig |  |
| 1.6 (61 kW) Eng. CA16S       |    | 86-6/90   |     | •   |   | M/T+A/T           | 13-0085      |     |    |    | 23 | 81  | 96   |   |   |   |   |   |     |  |
|                              |    | 86-6/90   |     | •   |   | M/T+A/T           | 15-1098      |     | 27 | 23 | 56 | 90  | 59,5 |   |   |   |   | 5 | 2   |  |
| 1.6 (66 kW) Eng. CA16S       |    | 86-91   |     | •   |   | M/T+A/T           | 13-0085      |     |    |    | 23 | 81  | 96   |   |   |   |   |   |     |  |
|                              |    | 86-91   |     | •   |   | M/T+A/T           | 15-1098      |     | 27 | 23 | 56 | 90  | 59,5 |   |   |   |   | 5 | 2   |  |
| 1.8 (65 kW) Eng. CA18I       |    | 87-90   |     | •   |   | M/T+A/T           | 13-0227      |     |    |    | 22 | 86  | 99   |   |   |   |   |   |     |  |
|                              |    | 87-90   |     | •   |   | M/T+A/T           | 15-1312      |     | 27 | 23 | 56 | 84  | 57,5 |   |   |   |   | 5 | 2   |  |
| 1.8 16v (95 kW) Eng. CA18D   |    | 2/89-12/90  |     | •   |   | M/T               | 13-0085      |     |    |    | 23 | 81  | 96   |   |   |   |   |   |     |  |
|                              |   | 2/89-12/90  |     | •   |   | +/-ABS, M/T, U.K. | 13-0143      |     |    |    | 22 | 88  | 88   |   |   |   |   |   |     |  |
|                              |    | 2/89-12/90  |     | •   |   | M/T               | 15-1098      |     | 27 | 23 | 56 | 90  | 59,5 |   |   |   |   | 5 | 2   |  |
|                              |   | 2/89-12/90  |     | •   |   | +ABS, M/T, U.K.   | 15-1173      | 42  | 27 | 32 | 56 | 92  | 59   |   |   |   |   | 5 | 2   |  |
|                              |   | 2/89-12/90  |     | •   |   | -ABS, M/T, U.K.   | 15-1172      |     | 27 | 32 | 56 | 92  | 59   |   |   |   |   | 5 | 2   |  |
| 2.0 (75 kW) Eng. CA20S       |    | 85-87   |     | •   |   |                   | 13-0183      |     |    |    | 23 | 95  | 97   |   |   |   |   |   |     |  |
|                              |    | 85-87   |     | •   |   |                   | 15-1249      |     | 27 | 25 | 56 | 100 | 59,5 |   |   |   |   | 5 | 2   |  |
| 2.0 D (49 kW) Eng. LD20      |    | 3/86-12/90  |     | •   |   | M/T, SW           | 13-0085      |     |    |    | 23 | 81  | 96   |   |   |   |   |   |     |  |
|                              |   | 3/86-12/90  |     | •   |   | +/-ABS, M/T, U.K. | 13-0143      |     |    |    | 22 | 88  | 88   |   |   |   |   |   |     |  |
|                              |   | 86-88   |     | •   |   |                   | 13-0183      |     |    |    | 23 | 95  | 97   |   |   |   |   |   |     |  |
|                              |   | 88-90   |     | •   |   |                   | 13-0227      |     |    |    | 22 | 86  | 99   |   |   |   |   |   |     |  |
|                              |  | 3/86-12/90  |     | •   |   | M/T, SW           | 15-1098      |     | 27 | 23 | 56 | 90  | 59,5 |   |   |   |   | 5 | 2   |  |
|                              |   | 3/86-12/90  |     | •   |   | +ABS, M/T, U.K.   | 15-1173      | 42  | 27 | 32 | 56 | 92  | 59   |   |   |   |   | 5 | 2   |  |
|                              |   | 3/86-12/90  |     | •   |   | -ABS, M/T, U.K.   | 15-1172      |     | 27 | 32 | 56 | 92  | 59   |   |   |   |   | 5 | 2   |  |
|                              |   | 86-88   |     | •   |   |                   | 15-1249      |     | 27 | 25 | 56 | 100 | 59,5 |   |   |   |   | 5 | 2   |  |
| 2.0 i (85 kW) Eng. CA20E     |  | 88-90   |     | •   |   | M/T               | 13-0085      |     |    |    | 23 | 81  | 96   |   |   |   |   |   |     |  |
|                              |   | 88-90   |     | •   |   | +/-ABS, M/T, U.K. | 13-0143      |     |    |    | 22 | 88  | 88   |   |   |   |   |   |     |  |
|                              |  | 88-90   |     | •   |   | M/T               | 15-1098      |     | 27 | 23 | 56 | 90  | 59,5 |   |   |   |   | 5 | 2   |  |
|                              |   | 88-90   |     | •   |   | +ABS, M/T, U.K.   | 15-1173      | 42  | 27 | 32 | 56 | 92  | 59   |   |   |   |   | 5 | 2   |  |
|                              |   | 88-90   |     | •   |   | -ABS, M/T, U.K.   | 15-1172      |     | 27 | 32 | 56 | 92  | 59   |   |   |   |   | 5 | 2   |  |




























| <b>Bluebird (T72 , T12) '85-'91</b> |   |  | L/R |  |  | NOTE              | METELLI ref.    | ABS     | A  | B  | C  | D   | E    | F    | H | I | L | M | Fig |   |
|-------------------------------------|---|---|-----|---|--|-------------------|-----------------|---------|----|----|----|-----|------|------|---|---|---|---|-----|---|
| 2.0 i, kat (77 kW) Eng. CA20E/ KAT  |    | 88-90   |     | •   |  | M/T               | 13-0085         |         |    |    | 23 | 81  | 96   |      |   |   |   |   |     |   |
|                                     |   | 88-90   |     | •   |  | +/-ABS, M/T, U.K. | 13-0143         |         |    |    | 22 | 88  | 88   |      |   |   |   |   |     |   |
|                                     |    | 88-90   |     | •   |  |                   | M/T             | 15-1098 |    | 27 | 23 | 56  | 90   | 59,5 |   |   |   |   | 5   | 2 |
|                                     |   | 88-90   |     | •   |  |                   | +ABS, M/T, U.K. | 15-1173 | 42 | 27 | 32 | 56  | 92   | 59   |   |   |   |   | 5   | 2 |
|                                     |   | 88-90   |     | •   |  |                   | -ABS, M/T, U.K. | 15-1172 |    | 27 | 32 | 56  | 92   | 59   |   |   |   |   | 5   | 2 |
| <b>Bluebird (U11/ WU11) '83-'90</b> |   |  | L/R |  |  | NOTE              | METELLI ref.    | ABS     | A  | B  | C  | D   | E    | F    | H | I | L | M | Fig |   |
| 1.8 (66 kW) Eng. CA18S              |    | 83-88   |     | •   |  | M/T               | 13-0085         |         |    |    | 23 | 81  | 96   |      |   |   |   |   |     |   |
|                                     |    | 83-88   |     | •   |  | M/T               | 15-1098         |         | 27 | 23 | 56 | 90  | 59,5 |      |   |   |   | 5 | 2   |   |
| 1.8 T. (99 kW) Eng. CA18T           |    | 10/85-  |     | •   |  |                   | 13-0085         |         |    |    | 23 | 81  | 96   |      |   |   |   |   |     |   |
|                                     |   | 84-9/85   |     | •   |  | M/T               | 13-0183         |         |    |    | 23 | 95  | 97   |      |   |   |   |   |     |   |
|                                     |    | 10/85-  |     | •   |  |                   |                 | 15-1098 |    | 27 | 23 | 56  | 90   | 59,5 |   |   |   |   | 5   | 2 |
|                                     |   | 84-9/85   |     | •   |  |                   | M/T             | 15-1249 |    | 27 | 25 | 56  | 100  | 59,5 |   |   |   |   | 5   | 2 |
| 2.0 D, SW (43 kW) Eng. LD20         |    | 84-88   |     | •   |  | Exc. SW           | 13-0183         |         |    |    | 23 | 95  | 97   |      |   |   |   |   |     |   |
|                                     |   | 88-90   |     | •   |  | SW                | 13-0227         |         |    |    | 22 | 86  | 99   |      |   |   |   |   |     |   |
|                                     |    | 84-88   |     | •   |  |                   | Exc. SW         | 15-1249 |    | 27 | 25 | 56  | 100  | 59,5 |   |   |   |   | 5   | 2 |
|                                     |   | 88-90   |     | •   |  |                   | SW              | 15-1312 |    | 27 | 23 | 56  | 84   | 57,5 |   |   |   |   | 5   | 2 |
| 2.0 D, SW (49 kW) Eng. LD20         |    | 84-88   |     | •   |  | M/T, Exc. SW      | 13-0183         |         |    |    | 23 | 95  | 97   |      |   |   |   |   |     |   |
|                                     |   | 88-90   |     | •   |  | SW                | 13-0227         |         |    |    | 22 | 86  | 99   |      |   |   |   |   |     |   |
|                                     |    | 84-88   |     | •   |  |                   | M/T, Exc. SW    | 15-1249 |    | 27 | 25 | 56  | 100  | 59,5 |   |   |   |   | 5   | 2 |
|                                     |   | 88-90   |     | •   |  |                   | SW              | 15-1312 |    | 27 | 23 | 56  | 84   | 57,5 |   |   |   |   | 5   | 2 |
| 2.0 i, kat (77 kW) Eng. CA20E/ KAT  |   | 84-86   |     | •   |  | M/T               | 13-0085         |         |    |    | 23 | 81  | 96   |      |   |   |   |   |     |   |
|                                     |   | 84-88   |     | •   |  | A/T               | 13-0183         |         |    |    | 23 | 95  | 97   |      |   |   |   |   |     |   |
|                                     |  | 84-86   |     | •   |  |                   | M/T             | 15-1098 |    | 27 | 23 | 56  | 90   | 59,5 |   |   |   |   | 5   | 2 |
|                                     |   | 84-88   |     | •   |  |                   | A/T             | 15-1249 |    | 27 | 25 | 56  | 100  | 59,5 |   |   |   |   | 5   | 2 |
| 2.0 i, SW (85 kW) Eng. CA20E        |  | 84-86   |     | •   |  | M/T               | 13-0085         |         |    |    | 23 | 81  | 96   |      |   |   |   |   |     |   |
|                                     |   | 84-88   |     | •   |  | A/T               | 13-0183         |         |    |    | 23 | 95  | 97   |      |   |   |   |   |     |   |
|                                     |  | 84-86   |     | •   |  |                   | M/T             | 15-1098 |    | 27 | 23 | 56  | 90   | 59,5 |   |   |   |   | 5   | 2 |
|                                     |   | 84-88   |     | •   |  |                   | A/T             | 15-1249 |    | 27 | 25 | 56  | 100  | 59,5 |   |   |   |   | 5   | 2 |
| 2.0 SW (75 kW) Eng. CA20S           |  | 86-88   |     | •   |  | M/T               | 13-0183         |         |    |    | 23 | 95  | 97   |      |   |   |   |   |     |   |
|                                     |  | 86-88   |     | •   |  | M/T               | 15-1249         |         | 27 | 25 | 56 | 100 | 59,5 |      |   |   |   | 5 | 2   |   |
| 2.0 TD (57 kW) Eng. LD20T           |  | 84-88   |     | •   |  | M/T               | 13-0183         |         |    |    | 23 | 95  | 97   |      |   |   |   |   |     |   |
|                                     |  | 84-88   |     | •   |  | M/T               | 15-1249         |         | 27 | 25 | 56 | 100 | 59,5 |      |   |   |   | 5 | 2   |   |

| <b>Bluebird (U11/ WU11) '83-'90</b> |   |  | L/R |  |  | NOTE       | METELLI ref. | ABS | A  | B  | C    | D    | E    | F | H | I | L | M  | Fig |  |
|-------------------------------------|---|---|-----|---|--|------------|--------------|-----|----|----|------|------|------|---|---|---|---|----|-----|--|
| 2.0 TD (62 kW) Eng. LD20T           |    | 83-85   |     | •   |  | M/T        | 13-0183      |     |    |    | 23   | 95   | 97   |   |   |   |   |    |     |  |
|                                     |    | 83-85   |     | •   |  | M/T        | 15-1249      |     | 27 | 25 | 56   | 100  | 59,5 |   |   |   |   | 5  | 2   |  |
| <b>Cefiro '92-'97</b>               |   |  | L/R |  |  | NOTE       | METELLI ref. | ABS | A  | B  | C    | D    | E    | F | H | I | L | M  | Fig |  |
| 2.0 (103 kW) Eng. VQ20DE            |    | 1/92-12/97  |     | •   |  | -ABS       | 15-1324      |     | 29 | 25 | 56   | 89,7 | 57,5 |   |   |   |   | 5  | 2   |  |
| <b>Cherry II (V/N10) '78-'83</b>    |   |  | L/R |  |  | NOTE       | METELLI ref. | ABS | A  | B  | C    | D    | E    | F | H | I | L | M  | Fig |  |
| 1.0 (32 kW) Eng. A10/ S             |    | 78-81   |     | •   |  | M/T        | 13-0027      |     |    |    | 21   | 73   | 91   |   |   |   |   |    |     |  |
|                                     |    | 78-81   |     | •   |  | M/T        | 15-1028      |     | 24 | 22 | 52   | 79,2 | 60,7 |   |   |   |   | 5  | 2   |  |
| 1.2, Coupe, SW (38 kW) Eng. A12     |    | 78-81   |     | •   |  | M/T        | 13-0027      |     |    |    | 21   | 73   | 91   |   |   |   |   |    |     |  |
|                                     |    | 78-81   |     | •   |  | M/T        | 15-1028      |     | 24 | 22 | 52   | 79,2 | 60,7 |   |   |   |   | 5  | 2   |  |
| 1.3, Coupe, SW (44 kW) Eng. E13     |    | 1/82-83   |     | •   |  | M/T        | 13-0026      |     |    |    | 21   | 71,5 | 90   |   |   |   |   |    |     |  |
|                                     |   | 81-82   |     | •   |  | M/T        | 13-0027      |     |    |    | 21   | 73   | 91   |   |   |   |   |    |     |  |
|                                     |    | 1/82-83   |     | •   |  | M/T        | 15-1027      |     | 24 | 22 | 52   | 78,8 | 69   |   |   |   |   | 3  | 1   |  |
|                                     |   | 81-82   |     | •   |  | M/T        | 15-1028      |     | 24 | 22 | 52   | 79,2 | 60,7 |   |   |   |   | 5  | 2   |  |
| 1.4, Coupe, SW (59 kW) Eng. A14S    |    | 80-81   |     | •   |  | M/T        | 13-0026      |     |    |    | 21   | 71,5 | 90   |   |   |   |   |    |     |  |
|                                     |    | 80-81   |     | •   |  | M/T        | 15-1027      |     | 24 | 22 | 52   | 78,8 | 69   |   |   |   |   | 3  | 1   |  |
| 1.5 (51 kW) Eng. E15                |    | 81-82   |     | •   |  | M/T        | 13-0026      |     |    |    | 21   | 71,5 | 90   |   |   |   |   |    |     |  |
|                                     |    | 81-82   |     | •   |  | M/T        | 15-1027      |     | 24 | 22 | 52   | 78,8 | 69   |   |   |   |   | 3  | 1   |  |
| <b>Cherry III (N12) '82-'86</b>     |   |  | L/R |  |  | NOTE       | METELLI ref. | ABS | A  | B  | C    | D    | E    | F | H | I | L | M  | Fig |  |
| 1.3 (44 kW) Eng. E13                |  | 5/82-10/86  |     | •   |  | M/T        | 13-0075      |     |    |    | 20   | 82   | 105  |   |   |   |   |    |     |  |
|                                     |  | 5/82-10/86  |     | •   |  | M/T        | 15-1085      |     | 21 | 22 | 48   | 82,5 | 58   |   |   |   |   | 8  | 2   |  |
| 1.5 (55 kW) Eng. E15S               |  | 83-86   |     | •   |  |            | 13-0086      |     |    |    | 21   | 73   | 91   |   |   |   |   |    |     |  |
|                                     |   | 83-86   |     | •   |  | Design:NTN | 13-0027      |     |    |    | 21   | 73   | 91   |   |   |   |   |    |     |  |
|                                     |  | 83-86   |     | •   |  |            | 15-1100      |     | 24 | 22 | 52   | 81   | 63   |   |   |   |   | 5  | 2   |  |
|                                     |   | 83-86   |     | •   |  | Design:NTN | 15-1028      |     | 24 | 22 | 52   | 79,2 | 60,7 |   |   |   |   | 5  | 2   |  |
| 1.7 D (40 kW) Eng. CD17             |  | 82-86   |     | •   |  | M/T+A/T    | 13-0086      |     |    |    | 21   | 73   | 91   |   |   |   |   |    |     |  |
|                                     |   | 86-   |     | •   |  | M/T        | 13-0052      |     |    |    | 21   | 73   | 91   |   |   |   |   |    |     |  |
|                                     |  | 82-86   |     | •   |  | M/T+A/T    | 15-1100      |     | 24 | 22 | 52   | 81   | 63   |   |   |   |   | 5  | 2   |  |
|                                     |   | 86-   |     | •   |  | M/T        | 15-1060      |     | 25 | 22 | 52,2 | 82,3 | 56   |   |   |   |   | 11 | 2   |  |
















| <b>Datsun 100 A (E10, BLF10) '74-'80</b> |   |    | L/R |    |    | NOTE     | METELLI ref. | ABS | A  | B  | C    | D    | E    | F | H | I | L | M | Fig |   |
|--|---|---|-----|---|--|----------|--------------|-----|----|----|------|------|------|---|---|---|---|---|-----|---|
| 1.0, SW (33 kW) Eng. A10                 |    | 74-80   |     | •   |  | M/T      | 13-0027      |     |    |    | 21   | 73   | 91   |   |   |   |   |   |     |   |
|  |    | 74-80   |     | •   |  | M/T      | 15-1028      |     | 24 | 22 | 52   | 79,2 | 60,7 |   |   |   |   |   | 5   | 2 |
| <b>Datsun 120 (B210) '62-'80</b>         |   |    | L/R |    |    | NOTE     | METELLI ref. | ABS | A  | B  | C    | D    | E    | F | H | I | L | M | Fig |   |
| 1.2, Y, A, Coupe (38 kW) Eng. A12        |    | -80   |     | •   |  | M/T      | 13-0027      |     |    |    | 21   | 73   | 91   |   |   |   |   |   |     |   |
|  |    | -80   |     | •   |  | M/T      | 15-1028      |     | 24 | 22 | 52   | 79,2 | 60,7 |   |   |   |   |   | 5   | 2 |
| <b>Datsun 140 J/Y '73-'83</b>            |   |    | L/R |    |    | NOTE     | METELLI ref. | ABS | A  | B  | C    | D    | E    | F | H | I | L | M | Fig |   |
| 1.4, SW (48-49-63 kW) Eng. L14           |    | -83   |     | •   |  | M/T      | 13-0026      |     |    |    | 21   | 71,5 | 90   |   |   |   |   |   |     |   |
|  |    | -83   |     | •   |  | M/T      | 15-1027      |     | 24 | 22 | 52   | 78,8 | 69   |   |   |   |   |   | 3   | 1 |
| <b>E10 '71-'75</b>                       |   |    | L/R |    |    | NOTE     | METELLI ref. | ABS | A  | B  | C    | D    | E    | F | H | I | L | M | Fig |   |
| All models                               |    | 1/71-1/75   |     | •   |  | Usa      | 13-0026      |     |    |    | 21   | 71,5 | 90   |   |   |   |   |   |     |   |
|  |    | 1/71-1/75   |     | •   |  | Usa      | 15-1027      |     | 24 | 22 | 52   | 78,8 | 69   |   |   |   |   |   | 3   | 1 |
| <b>Ex '87-'90</b>                        |   |    | L/R |    |    | NOTE     | METELLI ref. | ABS | A  | B  | C    | D    | E    | F | H | I | L | M | Fig |   |
| All models                               |    | 87-90   |     | •   |  | Usa      | 15-1276      |     | 25 | 24 | 52,2 | 90   | 54   |   |   |   |   |   | 5   | 2 |
| <b>F10 '75-'82</b>                       |   |    | L/R |    |    | NOTE     | METELLI ref. | ABS | A  | B  | C    | D    | E    | F | H | I | L | M | Fig |   |
| All models                               |    | 2/75-82   |     | •   |  | Usa      | 13-0026      |     |    |    | 21   | 71,5 | 90   |   |   |   |   |   |     |   |
|  |    | 2/75-82   |     | •   |  | Usa      | 15-1027      |     | 24 | 22 | 52   | 78,8 | 69   |   |   |   |   |   | 3   | 1 |
| <b>Largo SXG '93-</b>                    |   |  | L/R |  |  | NOTE     | METELLI ref. | ABS | A  | B  | C    | D    | E    | F | H | I | L | M | Fig |   |
| 2.0 TD 4WD (66 kW) Eng. CD20Ti           |  | 93-   |     | •   |  | FWD, A/T | 13-0227      |     |    |    | 22   | 86   | 99   |   |   |   |   |   |     |   |
|  |  | 93-   |     | •   |  | FWD, A/T | 15-1312      |     | 27 | 23 | 56   | 84   | 57,5 |   |   |   |   |   | 5   | 2 |
| 2.4i 4WD (85-93-98 kW) Eng. KA24DE       |  | 93-   |     | •   |  | FWD, A/T | 13-0227      |     |    |    | 22   | 86   | 99   |   |   |   |   |   |     |   |
|  |  | 93-   |     | •   |  | FWD, A/T | 15-1312      |     | 27 | 23 | 56   | 84   | 57,5 |   |   |   |   |   | 5   | 2 |
| <b>Maxima (J30) '88-'94</b>              |   |  | L/R |  |  | NOTE     | METELLI ref. | ABS | A  | B  | C    | D    | E    | F | H | I | L | M | Fig |   |
| 1.8 T. (124 kW) Eng. CA18DET             |  | 88-94   |     | •   |  |          | 13-0085      |     |    |    | 23   | 81   | 96   |   |   |   |   |   |     |   |
|  |  | 88-94   |     | •   |  |          | 15-1098      |     | 27 | 23 | 56   | 90   | 59,5 |   |   |   |   |   | 5   | 2 |
| 3.0 i (125 kW) Eng. VG30E                |  | 88-94   |     | •   |  |          | 13-0229      |     |    |    | 25   | 85   | 102  |   |   |   |   |   |     |   |
|  |  | 88-94   |     | •   |  |          | 15-1323      |     | 27 | 25 | 56   | 89,7 | 57,5 |   |   |   |   |   | 5   | 2 |

| <b>Micra I (K10) '82-'92</b>      |   |    | L/R |    |    | NOTE          | METELLI ref.  | ABS     | A  | B  | C  | D    | E    | F    | H  | I | L    | M   | Fig |   |   |
|-----------------------------------|---|---|-----|---|--|---------------|---------------|---------|----|----|----|------|------|------|----|---|------|-----|-----|---|---|
| 1.0 (37-40-43 kW) Eng. MA10S      |    | 12/82-12/89   |     | •   |  | M/T+A/T       | 13-0106       |         |    |    | 18 | 63   | 82   |      |    |   |      |     |     |   |   |
|                                   |   | 90-   |     | •   |  |               | 13-0150       |         |    |    | 18 | 63   | 82   |      |    |   |      |     |     |   |   |
|                                   |    | 12/82-12/89   |     | •   |  |               | M/T+A/T       | 15-1129 |    | 21 | 19 | 48   | 71,3 | 57,5 |    |   |      |     |     | 5 | 2 |
|                                   |   | 90-   |     | •   |  |               |               | 15-1187 |    | 23 | 19 | 48   | 71,3 | 58   |    |   |      |     |     | 5 | 2 |
| 1.2 (40-44 kW) Eng. MA12S         |    | -92   |     | •   |  |               | 13-0150       |         |    |    | 18 | 63   | 82   |      |    |   |      |     |     |   |   |
|                                   |   | -92   |     | •   |  |               | 15-1187       |         | 23 | 19 | 48 | 71,3 | 58   |      |    |   |      |     | 5   | 2 |   |
| <b>Micra II (K11) '92-'03</b>     |   |    | L/R |    |    | NOTE          | METELLI ref.  | ABS     | A  | B  | C  | D    | E    | F    | H  | I | L    | M   | Fig |   |   |
| 1.0 i 16v (40 kW) Eng. CG10DE/ GE |    | 92-00   |     | •   |  | +ABS, M/T+A/T | 13-0160       |         |    |    | 21 | 67   | 84   |      |    |   |      |     |     |   |   |
|                                   |   | 92-00   |     | •   |  | -ABS, M/T+A/T | 13-0159       |         |    |    | 21 | 67   | 84   |      |    |   |      |     |     |   |   |
|                                   |    | 92-00   |     | •   |  |               | +ABS, M/T+A/T | 15-1197 | 42 | 23 | 19 | 48   | 72,3 | 57   |    |   |      |     |     | 5 | 2 |
|                                   |   | 92-00   |     | •   |  |               | -ABS, M/T+A/T | 15-1196 |    | 23 | 19 | 48   | 72,3 | 57   |    |   |      |     |     | 5 | 2 |
|                                   |    | 92-00   | L   |   | •  |               | -ABS          | 17-0550 |    | 23 | 19 | 21   | 72   | 69   |    |   | 50   | 608 |     |   |   |
|                                   |   | 92-00   | R   |   | •  |               | -ABS          | 17-0551 |    | 23 | 19 | 21   | 72   | 69   |    |   | 50   | 825 |     |   |   |
| 1.0 i 16v (44 kW) Eng. CG10DE     |    | 00-03   |     | •   |  | +ABS, M/T+A/T | 13-0160       |         |    |    | 21 | 67   | 84   |      |    |   |      |     |     |   |   |
|                                   |   | 00-03   |     | •   |  | -ABS, M/T+A/T | 13-0159       |         |    |    | 21 | 67   | 84   |      |    |   |      |     |     |   |   |
|                                   |    | 00-03   |     | •   |  |               | +ABS, M/T+A/T | 15-1197 | 42 | 23 | 19 | 48   | 72,3 | 57   |    |   |      |     |     | 5 | 2 |
|                                   |   | 00-03   |     | •   |  |               | -ABS, M/T+A/T | 15-1196 |    | 23 | 19 | 48   | 72,3 | 57   |    |   |      |     |     | 5 | 2 |
| 1.3 i 16v (55 kW) Eng. CG13DE/ GE |    | 92-00   |     | •   |  | +ABS, M/T+A/T | 13-0156       |         |    |    | 20 | 80   | 93   |      |    |   |      |     |     |   |   |
|                                   |   | 92-00   |     | •   |  |               | -ABS, M/T+A/T | 13-0157 |    |    |    | 20   | 80   | 93   |    |   |      |     |     |   |   |
|                                   |    | 92-00   |     | •   |  |               | +ABS, M/T+A/T | 15-1193 | 42 | 23 | 22 | 48   | 81   | 57   |    |   |      |     |     | 5 | 2 |
|                                   |   | 92-00   |     | •   |  |               | -ABS, M/T+A/T | 15-1194 |    | 23 | 22 | 48   | 81   | 57   |    |   |      |     |     | 5 | 2 |
|                                   |  | 92-00   | L   |   | •  |               | -ABS          | 17-0548 |    | 23 | 22 | 24   | 81   | 82   |    |   | 51   | 595 |     |   |   |
|                                   |   | 92-00   | R   |   | •  |               | -ABS          | 17-0549 |    | 23 |    | 24   | 81   | 77   | 30 |   | 51,5 | 840 |     |   |   |
| 1.4 i 16v (60 kW) Eng. CGA3DE     |  | 00-03   |     | •   |  | -ABS, M/T+A/T | 13-0157       |         |    |    | 20 | 80   | 93   |      |    |   |      |     |     |   |   |
|                                   |   | 00-03   |     | •   |  |               | -ABS, M/T+A/T | 15-1194 |    | 23 | 22 | 48   | 81   | 57   |    |   |      |     | 5   | 2 |   |
| 1.5 D (42 kW) Eng. TD15/ TUD5     |  | 98-03   |     | •   |  | +ABS, M/T+A/T | 13-0156       |         |    |    | 20 | 80   | 93   |      |    |   |      |     |     |   |   |
|                                   |   | 98-03   |     | •   |  |               | -ABS, M/T+A/T | 13-0157 |    |    |    | 20   | 80   | 93   |    |   |      |     |     |   |   |
|                                   |  | 98-03   |     | •   |  |               | +ABS, M/T+A/T | 15-1193 | 42 | 23 | 22 | 48   | 81   | 57   |    |   |      |     |     | 5 | 2 |
|                                   |   | 98-03   |     | •   |  |               | -ABS, M/T+A/T | 15-1194 |    | 23 | 22 | 48   | 81   | 57   |    |   |      |     |     | 5 | 2 |
| <b>Micra III (K12) '03-'10</b>    |   |  | L/R |  |  | NOTE          | METELLI ref.  | ABS     | A  | B  | C  | D    | E    | F    | H  | I | L    | M   | Fig |   |   |
| 1.0 16v (48 kW) Eng. CR10DE       |  | 1/03-   |     | •   |  |               | 13-0304       |         |    |    | 20 | 68   | 100  |      |    |   |      |     |     |   |   |
|                                   |   | 1/03-   |     | •   |  |               | 15-1442       |         | 23 | 21 | 49 | 75   | 53   |      |    |   |      |     | 5   | 1 |   |





































| <b>Micra III (K12) '03-'10</b>  |   |    | L/R |    |    | NOTE                  | METELLI ref. | ABS | A  | B  | C  | D    | E    | F | H | I | L | M | Fig |  |
|---------------------------------|---|---|-----|---|--|-----------------------|--------------|-----|----|----|----|------|------|---|---|---|---|---|-----|--|
| 1.2 16v (48 kW) Eng. CR12       |    | 1/03-   |     |   | •  |                       | 13-0304      |     |    |    | 20 | 68   | 100  |   |   |   |   |   |     |  |
|                                 |    | 1/03-   |     |   | •  |                       | 15-1442      |     | 23 | 21 | 49 | 75   | 53   |   |   |   |   | 5 | 1   |  |
| 1.2 16v (59 kW) Eng. CR12DE     |    | 1/03-   |     |   | •  |                       | 13-0304      |     |    |    | 20 | 68   | 100  |   |   |   |   |   |     |  |
|                                 |    | 1/03-   |     |   | •  |                       | 15-1442      |     | 23 | 21 | 49 | 75   | 53   |   |   |   |   | 5 | 1   |  |
| 1.4 16v (65 kW) Eng. CR14DE     |    | 1/03-   |     |   | •  |                       | 13-0304      |     |    |    | 20 | 68   | 100  |   |   |   |   |   |     |  |
|                                 |    | 1/03-   |     |   | •  |                       | 15-1442      |     | 23 | 21 | 49 | 75   | 53   |   |   |   |   | 5 | 1   |  |
| 1.5 DCi (48 kW) Eng. K9K        |    | 1/03-   |     |   | •  |                       | 13-0305      |     |    |    | 20 | 78   | 103  |   |   |   |   |   |     |  |
|                                 |    | 1/03-   |     |   | •  |                       | 15-1443      |     | 23 | 22 | 49 | 79   | 53   |   |   |   |   | 5 | 1   |  |
| 1.5 DCi (50 kW) Eng. K9K        |    | 03-   |     |   | •  |                       | 13-0417      |     |    |    | 22 | 72   | 97   |   |   |   |   |   |     |  |
|                                 |    | 03-   |     |   | •  |                       | 15-1634      |     | 23 | 22 | 49 | 79,1 | 53   |   |   |   |   | 5 | 1   |  |
| 1.5 DCi (60 kW) Eng. K9K        |    | 1/03-   |     |   | •  |                       | 13-0305      |     |    |    | 20 | 78   | 103  |   |   |   |   |   |     |  |
|                                 |    | 1/03-   |     |   | •  |                       | 15-1443      |     | 23 | 22 | 49 | 79   | 53   |   |   |   |   | 5 | 1   |  |
| 1.5 DCi (63 kW) Eng. K9K        |    | 07-   |     |   | •  |                       | 13-0443      |     |    |    | 23 | 77   | 105  |   |   |   |   |   |     |  |
|                                 |    | 07-   |     |   | •  |                       | 15-1667      |     | 23 | 23 | 49 | 83,3 | 82,0 |   |   |   |   | 5 | 1   |  |
| 1.6 16v (81 kW) Eng. HR16DE     |    | 05-   |     |   | •  |                       | 13-0417      |     |    |    | 22 | 72   | 97   |   |   |   |   |   |     |  |
|                                 |    | 05-   |     |   | •  |                       | 15-1634      |     | 23 | 22 | 49 | 79,1 | 53   |   |   |   |   | 5 | 1   |  |
| <b>Micra III Cabrio '05-'10</b> |   |    | L/R |    |    | NOTE                  | METELLI ref. | ABS | A  | B  | C  | D    | E    | F | H | I | L | M | Fig |  |
| 1.4 16v (65 kW) Eng. CR14DE     |    | 05-   |     |   | •  |                       | 13-0304      |     |    |    | 20 | 68   | 100  |   |   |   |   |   |     |  |
|                                 |   | 05-   |     |   | •  |                       | 15-1442      |     | 23 | 21 | 49 | 75   | 53   |   |   |   |   | 5 | 1   |  |
| 1.6 16v (81 kW) Eng. HR16DE     |  | 05-   |     |   | •  |                       | 13-0417      |     |    |    | 22 | 72   | 97   |   |   |   |   |   |     |  |
|                                 |  | 05-   |     |   | •  |                       | 15-1634      |     | 23 | 22 | 49 | 79,1 | 53   |   |   |   |   | 5 | 1   |  |
| <b>Note (E11E) '06-</b>         |   |  | L/R |  |  | NOTE                  | METELLI ref. | ABS | A  | B  | C  | D    | E    | F | H | I | L | M | Fig |  |
| 1.4 16v (65 kW) Eng. CR14DE     |  | 3/06-   |     |   | •  |                       | 13-0417      |     |    |    | 22 | 72   | 97   |   |   |   |   |   |     |  |
|                                 |  | 3/06-   |     |   | •  |                       | 15-1634      |     | 23 | 22 | 49 | 79,1 | 53   |   |   |   |   | 5 | 1   |  |
| 1.5 DCi (50 kW) Eng. K9K752     |  | 06-   |     |   | •  |                       | 13-0443      |     |    |    | 23 | 77   | 105  |   |   |   |   |   |     |  |
|                                 |  | 06-   |     |   | •  |                       | 15-1667      |     | 23 | 23 | 49 | 83,3 | 82,0 |   |   |   |   | 5 | 1   |  |
| 1.5 DCi (63 kW) Eng. K9K276     |  | 06-   |     |   | •  |                       | 13-0443      |     |    |    | 23 | 77   | 105  |   |   |   |   |   |     |  |
|                                 |  | 06-   |     |   | •  |                       | 15-1667      |     | 23 | 23 | 49 | 83,3 | 82,0 |   |   |   |   | 5 | 1   |  |
| 1.5 DCi (76 kW) Eng. K9K278     |  | 08-   |     |   | •  | M/T, 5Sp, Exc. Euro 5 | 13-0443      |     |    |    | 23 | 77   | 105  |   |   |   |   |   |     |  |
|                                 |  | 08-   |     |   | •  | M/T, 5Sp, Exc. Euro 5 | 15-1667      |     | 23 | 23 | 49 | 83,3 | 82,0 |   |   |   |   | 5 | 1   |  |






































| Note (E11E) '06-                          |   |  | L/R |  |  | NOTE         | METELLI ref. | ABS | A  | B  | C  | D    | E    | F | H | I | L | M  | Fig |
|---|---|---|-----|---|--|--------------|--------------|-----|----|----|----|------|------|---|---|---|---|----|-----|
| 1.6 16v (81 kW) Eng. HR16DE               |    | 3/06-   |     |   | •  |              | 13-0417      |     |    |    | 22 | 72   | 97   |   |   |   |   |    |     |
|   |    | 3/06-   |     |   | •  |              | 15-1634      |     | 23 | 22 | 49 | 79,1 | 53   |   |   |   |   | 5  | 1   |
| Prairie (M10, NM10) '83-'88               |   |  | L/R |  |  | NOTE         | METELLI ref. | ABS | A  | B  | C  | D    | E    | F | H | I | L | M  | Fig |
| 1.5 S (55 kW) Eng. E15S                   |    | 84-   |     |   | •  | M/T          | 13-0086      |     |    |    | 21 | 73   | 91   |   |   |   |   |    |     |
|   |    | 84-   |     |   | •  | M/T          | 15-1100      |     | 24 | 22 | 52 | 81   | 63   |   |   |   |   | 5  | 2   |
| 2.0 4WD (68-71-77-85 kW) Eng. CA20S       |    | 6/86-9/88   |     |   | •  | FWD          | 13-0229      |     |    |    | 25 | 85   | 102  |   |   |   |   |    |     |
|   |    | 6/86-9/88   |     |   | •  | FWD          | 15-1323      |     | 27 | 25 | 56 | 89,7 | 57,5 |   |   |   |   | 5  | 2   |
| Prairie Pro (M11) '88-'94                 |   |  | L/R |  |  | NOTE         | METELLI ref. | ABS | A  | B  | C  | D    | E    | F | H | I | L | M  | Fig |
| 2.0 i (71-72-77-85 kW) Eng. CA20EKat.     |    | 88-92   |     |   | •  | FWD, M/T     | 13-0085      |     |    |    | 23 | 81   | 96   |   |   |   |   |    |     |
|   |    | 88-92   |     |   | •  | FWD, M/T     | 15-1098      |     | 27 | 23 | 56 | 90   | 59,5 |   |   |   |   | 5  | 2   |
| 2.0 i 4WD (71-72-77-85 kW) Eng. CA20EKat. |    | 88-92   |     |   | •  | FWD, M/T     | 13-0085      |     |    |    | 23 | 81   | 96   |   |   |   |   |    |     |
|   |    | 88-92   |     |   | •  | FWD, M/T     | 15-1098      |     | 27 | 23 | 56 | 90   | 59,5 |   |   |   |   | 5  | 2   |
| Presea (R10) '90-                         |   |  | L/R |  |  | NOTE         | METELLI ref. | ABS | A  | B  | C  | D    | E    | F | H | I | L | M  | Fig |
| 1.5 (77 kW) Eng. GA15DS                   |    | 90-   |     |   | •  | +ABS         | 13-0213      |     |    |    | 21 | 73   | 91   |   |   |   |   |    |     |
|   |   | 90-   |     |   | •  | -ABS         | 13-0140      |     |    |    | 20 | 80   | 107  |   |   |   |   |    |     |
|   |    | 90-   |     |   | •  | +ABS         | 15-1293      | 42  | 25 | 22 | 55 | 82   | 56   |   |   |   |   | 11 | 2   |
|   |   | 90-   |     |   | •  | -ABS         | 15-1163      |     | 25 | 22 | 55 | 82,6 | 54   |   |   |   |   | 11 | 2   |
| 1.8 (84 kW) Eng. SR18Di                   |  | 90-   |     |   | •  | +/-ABS, +LSD | 13-0228      |     |    |    | 22 | 86   | 91   |   |   |   |   |    |     |
|   |   | 90-   |     |   | •  | +ABS         | 13-0201      |     |    |    | 22 | 86   | 91   |   |   |   |   |    |     |
|   |   | 90-   |     |   | •  | -ABS         | 13-0182      |     |    |    | 22 | 86   | 91   |   |   |   |   |    |     |
|   |  | 90-   |     |   | •  | +ABS         | 15-1275      | 42  | 25 | 23 | 55 | 90   | 56   |   |   |   |   | 5  | 2   |
|   |   | 90-   |     |   | •  | +ABS, +LSD   | 15-1321      | 42  | 25 | 25 | 55 | 89,7 | 55   |   |   |   |   | 5  | 2   |
|   |   | 90-   |     |   | •  | -ABS         | 15-1248      |     | 25 | 23 | 55 | 90,3 | 56   |   |   |   |   | 5  | 2   |
|   |   | 90-   |     |   | •  | -ABS, +LSD   | 15-1315      |     | 25 | 25 | 55 | 89,7 | 55   |   |   |   |   | 5  | 2   |
| 2.0 16v GTi (105 kW) Eng. SR20DE          |  | 90-   |     |   | •  | +/-ABS, +LSD | 13-0228      |     |    |    | 22 | 86   | 91   |   |   |   |   |    |     |
|   |   | 90-   |     |   | •  | +ABS, +LSD   | 15-1321      | 42  | 25 | 25 | 55 | 89,7 | 55   |   |   |   |   | 5  | 2   |
|   |   | 90-   |     |   | •  | -ABS, +LSD   | 15-1315      |     | 25 | 25 | 55 | 89,7 | 55   |   |   |   |   | 5  | 2   |



















































| Primera I (P10) '90-'96                      |    | L/R      |  |  | NOTE  | METELLI ref.                                    | ABS            | A  | B  | C  | D  | E  | F  | H   | I   | L    | M   | Fig |   |   |
|--|---|----------|---|---|---|---|----------------|----|----|----|----|----|----|-----|-----|------|-----|-----|---|---|
| 1.6 (66-71-73-75 kW) Eng. GA16DE/ DS         |    | 10/90-96 |   | ●   | +/-ABS, M/T                                     | <b>13-0141</b>                                  |                |    |    | 20 | 80 | 93 |    |     |     |      |     |     |   |   |
|  |    | 10/90-96 |   | ●   | +ABS, M/T                                       | <b>15-1165</b>                                  | 42             | 27 | 22 | 56 | 84 | 59 |    |     |     |      |     | 5   | 2 |   |
|  |   | 10/90-96 |   | ●   | -ABS, M/T                                       | <b>15-1164</b>                                  |                | 27 | 22 | 56 | 84 | 59 |    |     |     |      |     |     | 5 | 2 |
|  |    | 90-96    | L   |   |   | +ABS  | <b>17-0619</b> | 42 | 27 | 32 | 25 | 84 | 86 | -   | 102 | 63   | 639 | s9  |   |   |
|  |   | 90-96    | L   |   |   | -ABS  | <b>17-0617</b> |    | 27 | 32 | 25 | 84 | 86 | -   | 102 | 63   | 639 | s9  |   |   |
|  |   | 90-96    | R   |   |   | +ABS  | <b>17-0620</b> | 42 | 27 |    | 25 | 84 | 77 | 30  | 102 | 63,5 | 919 | s5  |   |   |
|  |   | 90-96    | R   |   |   | -ABS  | <b>17-0618</b> |    | 27 |    | 25 | 84 | 77 | 30  | 102 | 63,5 | 935 | s5  |   |   |
| 2.0 16v, 4WD (85-96-103 kW) Eng. SR20DI(SPI) |    | 10/90-96 |   | ●   | +/-ABS, FWD                                     | <b>13-0143</b>                                  |                |    |    | 22 | 88 | 88 |    |     |     |      |     |     |   |   |
|  |    | 10/90-96 |   | ●   | +ABS, FWD                                       | <b>15-1173</b>                                  | 42             | 27 | 32 | 56 | 92 | 59 |    |     |     |      |     | 5   | 2 |   |
|  |   | 10/90-96 |   | ●   | -ABS, FWD                                       | <b>15-1172</b>                                  |                | 27 | 32 | 56 | 92 | 59 |    |     |     |      |     |     | 5 | 2 |
|  |    | 90-96    | L   |   |   | +ABS, FWD, A/T Only 85Kw, A/T+M/T Only 96-103kw | <b>17-0718</b> | 42 | 27 |    | 25 | 84 | 87 |     | 102 | 310  | 617 |     |   |   |
|  |   | 90-96    | L   |   |   | -ABS, FWD, A/T Only 85Kw, A/T+M/T Only 96-103kw | <b>17-0717</b> |    | 27 |    | 25 | 84 | 87 |     | 102 | 310  | 617 | s3  |   |   |
|  |   | 90-96    | R   |   |   | +ABS, FWD, A/T Only 85Kw, A/T+M/T Only 96-103kw | <b>17-0719</b> | 42 | 27 |    | 25 | 84 | 87 |     | 102 | 310  | 940 |     |   |   |
| 90-96  |   | R        |   |   | -ABS, FWD, A/T Only 85Kw, A/T+M/T Only 96-103kw | <b>17-0774</b>                                  |                | 27 |    | 25 | 84 | 87 |    | 102 | 310 | 940  |     |     |   |   |
| 2.0 D (55 kW) Eng. CD20                      |    | 91-96    |   | ●   | +/-ABS, A/T                                     | <b>13-0143</b>                                  |                |    |    | 22 | 88 | 88 |    |     |     |      |     |     |   |   |
|  |   | 91-96    |   | ●   | +/-ABS, M/T                                     | <b>13-0141</b>                                  |                |    |    | 20 | 80 | 93 |    |     |     |      |     |     |   |   |
|  |    | 91-96    |   | ●   | +ABS, A/T                                       | <b>15-1173</b>                                  | 42             | 27 | 32 | 56 | 92 | 59 |    |     |     |      |     |     | 5 | 2 |
|  |   | 91-96    |   | ●   | +ABS, M/T                                       | <b>15-1165</b>                                  | 42             | 27 | 22 | 56 | 84 | 59 |    |     |     |      |     |     | 5 | 2 |
|  |   | 91-96    |   | ●   | -ABS, A/T                                       | <b>15-1172</b>                                  |                | 27 | 32 | 56 | 92 | 59 |    |     |     |      |     |     | 5 | 2 |
|  |   | 91-96    |   | ●   | -ABS, M/T                                       | <b>15-1164</b>                                  |                | 27 | 22 | 56 | 84 | 59 |    |     |     |      |     |     | 5 | 2 |
|  |  | 91-96    | L   |   |   | +ABS, FWD, A/T                                  | <b>17-0718</b> | 42 | 27 |    | 25 | 84 | 87 |     | 102 | 310  | 617 |     |   |   |
|  |   | 91-96    | L   |   |   | -ABS, FWD, A/T                                  | <b>17-0717</b> |    | 27 |    | 25 | 84 | 87 |     | 102 | 310  | 617 | s3  |   |   |
|  |   | 91-96    | R   |   |   | +ABS, FWD, A/T                                  | <b>17-0719</b> | 42 | 27 |    | 25 | 84 | 87 |     | 102 | 310  | 940 |     |   |   |
| 91-96  |   | R        |   |   | -ABS, FWD, A/T                                  | <b>17-0774</b>                                  |                | 27 |    | 25 | 84 | 87 |    | 102 | 310 | 940  |     |     |   |   |
| 2.0 GT (110 kW) Eng. SR20DEEGIKat.           |  | 10/90-96 |   | ●   | +/-ABS, M/T                                     | <b>13-0143</b>                                  |                |    |    | 22 | 88 | 88 |    |     |     |      |     |     |   |   |
|  |  | 10/90-96 |   | ●   | +ABS, M/T                                       | <b>15-1173</b>                                  | 42             | 27 | 32 | 56 | 92 | 59 |    |     |     |      |     |     | 5 | 2 |
|  |   | 10/90-96 |   | ●   | -ABS, M/T                                       | <b>15-1172</b>                                  |                | 27 | 32 | 56 | 92 | 59 |    |     |     |      |     |     | 5 | 2 |
|  |  | 90-96    | L   |   |   | +ABS, FWD, M/T                                  | <b>17-0718</b> | 42 | 27 |    | 25 | 84 | 87 |     | 102 | 310  | 617 |     |   |   |
|  |   | 90-96    | L   |   |   | -ABS, FWD, M/T                                  | <b>17-0717</b> |    | 27 |    | 25 | 84 | 87 |     | 102 | 310  | 617 | s3  |   |   |
|  |   | 90-96    | R   |   |   | +ABS, FWD, M/T                                  | <b>17-0719</b> | 42 | 27 |    | 25 | 84 | 87 |     | 102 | 310  | 940 |     |   |   |
|  |   | 90-96    | R   |   |   | -ABS, FWD, M/T                                  | <b>17-0774</b> |    | 27 |    | 25 | 84 | 87 |     | 102 | 310  | 940 |     |   |   |




































| <b>Primera II (P11) '96-'02</b>      |   |    | L/R |    |    | NOTE | METELLI ref. | ABS     | A  | B  | C  | D    | E    | F    | H | I   | L    | M   | Fig |   |
|--------------------------------------|---|---|-----|---|--|------|--------------|---------|----|----|----|------|------|------|---|-----|------|-----|-----|---|
| 2.0 16v (85 kW) Eng. SR20DI(SPI)     |    | 9/96-02   |     | •   |  | +ABS | 13-0242      |         |    |    | 22 | 88   | 88   |      |   |     |      |     |     |   |
|                                      |    | 9/96-02   |     | •   |  | +ABS | 15-1349      | 44      | 27 | 32 | 56 | 92   | 59   |      |   |     |      |     | 5   | 2 |
| 2.0 16v (96 kW) Eng. SR20DE(MPI)     |    | 9/96-02   |     | •   |  | +ABS | 13-0242      |         |    |    | 22 | 88   | 88   |      |   |     |      |     |     |   |
|                                      |    | 9/96-02   |     | •   |  | +ABS | 15-1349      | 44      | 27 | 32 | 56 | 92   | 59   |      |   |     |      |     | 5   | 2 |
| 2.0 i 16v (103 kW) Eng. SR20DE       |    | 99-02   |     | •   |  | +ABS | 13-0242      |         |    |    | 22 | 88   | 88   |      |   |     |      |     |     |   |
|                                      |    | 99-02   |     | •   |  | +ABS | 15-1349      | 44      | 27 | 32 | 56 | 92   | 59   |      |   |     |      |     | 5   | 2 |
| 2.0 TD (66 kW) Eng. CD20T            |    | 9/96-02   |     | •   |  | +ABS | 13-0242      |         |    |    | 22 | 88   | 88   |      |   |     |      |     |     |   |
|                                      |    | 9/96-02   |     | •   |  | +ABS | 15-1349      | 44      | 27 | 32 | 56 | 92   | 59   |      |   |     |      |     | 5   | 2 |
| <b>Primera II (WP11) SW '98-'02</b>  |   |    | L/R |    |    | NOTE | METELLI ref. | ABS     | A  | B  | C  | D    | E    | F    | H | I   | L    | M   | Fig |   |
| 1.6 16v (66-73 kW) Eng. GA16DE       |    | 98-02   |     | •   |  | +ABS | 13-0241      |         |    |    | 20 | 80   | 93   |      |   |     |      |     |     |   |
|                                      |    | 98-02   |     | •   |  | +ABS | 15-1348      | 44      | 27 | 22 | 56 | 83,8 | 59   |      |   |     |      |     | 5   | 2 |
|                                      |    | 98-02   | L   |   |  |      | +ABS         | 17-0782 | 44 | 27 |    | 25   | 84   | 81,9 |   | 103 | 63   | 640 | s5  |   |
|                                      |   | 98-02   | R   |   |  |      | +ABS         | 17-0783 | 44 | 27 |    | 25   | 84   | 80   |   | 103 | 63,2 | 920 | s5  |   |
| 1.8 16v (84 kW) Eng. QG18DE          |    | 99-02   |     | •   |  | +ABS | 13-0242      |         |    |    | 22 | 88   | 88   |      |   |     |      |     |     |   |
|                                      |    | 99-02   |     | •   |  | +ABS | 15-1349      | 44      | 27 | 32 | 56 | 92   | 59   |      |   |     |      |     | 5   | 2 |
| 2.0 16v (103 kW) Eng. SR20DE         |    | 99-02   |     | •   |  | +ABS | 13-0242      |         |    |    | 22 | 88   | 88   |      |   |     |      |     |     |   |
|                                      |    | 99-02   |     | •   |  | +ABS | 15-1349      | 44      | 27 | 32 | 56 | 92   | 59   |      |   |     |      |     | 5   | 2 |
| 2.0 16v (85 kW) Eng. SR20DI(SPI)     |    | 98-02   |     | •   |  | +ABS | 13-0242      |         |    |    | 22 | 88   | 88   |      |   |     |      |     |     |   |
|                                      |    | 98-02   |     | •   |  | +ABS | 15-1349      | 44      | 27 | 32 | 56 | 92   | 59   |      |   |     |      |     | 5   | 2 |
| 2.0 16v (96 kW) Eng. SR20DE(MPI)     |   | 98-02   |     | •   |  | +ABS | 13-0242      |         |    |    | 22 | 88   | 88   |      |   |     |      |     |     |   |
|                                      |  | 98-02   |     | •   |  | +ABS | 15-1349      | 44      | 27 | 32 | 56 | 92   | 59   |      |   |     |      |     | 5   | 2 |
| 2.0 TD (66 kW) Eng. CD20T            |  | 98-02   |     | •   |  | +ABS | 13-0242      |         |    |    | 22 | 88   | 88   |      |   |     |      |     |     |   |
|                                      |  | 98-02   |     | •   |  | +ABS | 15-1349      | 44      | 27 | 32 | 56 | 92   | 59   |      |   |     |      |     | 5   | 2 |
| <b>Primera III (W/ P12), SW '02-</b> |   |  | L/R |  |  | NOTE | METELLI ref. | ABS     | A  | B  | C  | D    | E    | F    | H | I   | L    | M   | Fig |   |
| 1.6 (78 kW) Eng. QG16DE              |  | 3/02-   |     | •   |  | +ABS | 13-0355      |         |    |    | 22 | 82   | 126  |      |   |     |      |     |     |   |
|                                      |  | 3/02-   |     | •   |  | +ABS | 15-1508      | 44      | 27 | 23 | 56 | 82,1 | 59,5 |      |   |     |      |     | 5   | 1 |
| 1.6 (80 kW) Eng. QG16DE              |  | 3/02-   |     | •   |  | +ABS | 13-0355      |         |    |    | 22 | 82   | 126  |      |   |     |      |     |     |   |
|                                      |  | 3/02-   |     | •   |  | +ABS | 15-1508      | 44      | 27 | 23 | 56 | 82,1 | 59,5 |      |   |     |      |     | 5   | 1 |
| 1.8 16v (84 kW) Eng. QG18DE          |  | 3/02-   |     | •   |  | +ABS | 13-0355      |         |    |    | 22 | 82   | 126  |      |   |     |      |     |     |   |
|                                      |  | 3/02-   |     | •   |  | +ABS | 15-1508      | 44      | 27 | 23 | 56 | 82,1 | 59,5 |      |   |     |      |     | 5   | 1 |




















| <b>Primera III (W/ P12), SW '02-</b> |   |    | L/R |    |    | NOTE      | METELLI ref. | ABS | A  | B    | C    | D    | E    | F | H | I | L | M  | Fig |  |
|--------------------------------------|---|---|-----|---|---|-----------|--------------|-----|----|------|------|------|------|---|---|---|---|----|-----|--|
| 1.9 DCi (88 kW) Eng. F9Q             |    | 03-   |     | •   |   |           | 13-0307      |     |    |      | 26   | 86   | 138  |   |   |   |   |    |     |  |
|                                      |    | 03-   |     | •   |   |           | 15-1445      |     | 27 | 35   | 56   | 95   | 60   |   |   |   |   | 5  | 2   |  |
| 2.0 16v (103 kW) Eng. QR20DE         |    | 3/02-   |     | •   |   | +ABS, M/T | 13-0356      |     |    |      | 26   | 86   | 138  |   |   |   |   |    |     |  |
|                                      |    | 3/02-   |     | •   |   | +ABS, M/T | 15-1509      | 44  | 27 | 26   | 56   | 91   | 58,5 |   |   |   |   | 5  | 1   |  |
| 2.2 DCi (102 kW) Eng. YD22           |    | 03-   |     | •   |   | +ABS      | 13-0356      |     |    |      | 26   | 86   | 138  |   |   |   |   |    |     |  |
|                                      |    | 03-   |     | •   |   | +ABS      | 15-1509      | 44  | 27 | 26   | 56   | 91   | 58,5 |   |   |   |   | 5  | 1   |  |
| 2.2 Di (81-84-93 kW) Eng. YD22DDT    |    | 3/02-   |     | •   |   | +ABS      | 13-0356      |     |    |      | 26   | 86   | 138  |   |   |   |   |    |     |  |
|                                      |    | 3/02-   |     | •   |   | +ABS      | 15-1509      | 44  | 27 | 26   | 56   | 91   | 58,5 |   |   |   |   | 5  | 1   |  |
| <b>Pulsar I/ Langley '78-'83</b>     |   |    | L/R |    |    | NOTE      | METELLI ref. | ABS | A  | B    | C    | D    | E    | F | H | I | L | M  | Fig |  |
| 1.3, Coupe, SW (44 kW) Eng. E13      |    | 81-   |     | •   |   |           | 15-1314      |     | 21 | 19   | 48   | 71,5 | 56   |   |   |   |   | 3  | 1   |  |
| 1.5 (51-62 kW) Eng. E15              |    | 81-82   |     | •   |   |           | 13-0026      |     |    |      | 21   | 71,5 | 90   |   |   |   |   |    |     |  |
|                                      |    | 81-82   |     | •   |   |           | 15-1027      | 24  | 22 | 52   | 78,8 | 69   |      |   |   |   |   | 3  | 1   |  |
| <b>Pulsar II/ Langley '82-'86</b>    |   |    | L/R |    |    | NOTE      | METELLI ref. | ABS | A  | B    | C    | D    | E    | F | H | I | L | M  | Fig |  |
| 1.3 (44 kW) Eng. E13S                |    | 82-86   |     | •   |   | M/T       | 13-0075      |     |    |      | 20   | 82   | 105  |   |   |   |   |    |     |  |
|                                      |    | 82-86   |     | •   |   | M/T       | 15-1085      | 21  | 22 | 48   | 82,5 | 58   |      |   |   |   |   | 8  | 2   |  |
| 1.5 (51 kW) Eng. E15E                |    | 82-86   |     | •   |   |           | 13-0027      |     |    |      | 21   | 73   | 91   |   |   |   |   |    |     |  |
|                                      |    | 82-86   |     | •   |   |           | 15-1028      | 24  | 22 | 52   | 79,2 | 60,7 |      |   |   |   |   | 5  | 2   |  |
| 1.5, Coupe (55 kW) Eng. E15S         |    | 82-86   |     | •   |   | M/T+A/T   | 13-0086      |     |    |      | 21   | 73   | 91   |   |   |   |   |    |     |  |
|                                      |   | 82-86   |     | •   |   | M/T+A/T   | 15-1100      | 24  | 22 | 52   | 81   | 63   |      |   |   |   |   | 5  | 2   |  |
| 1.7 D (40 kW) Eng. CD17              |  | 82-86   |     | •   |   | M/T+A/T   | 13-0086      |     |    |      | 21   | 73   | 91   |   |   |   |   |    |     |  |
|                                      |  | 82-86   |     | •   |   | M/T+A/T   | 15-1100      | 24  | 22 | 52   | 81   | 63   |      |   |   |   |   | 5  | 2   |  |
| <b>Pulsar III/ Langley '86-'91</b>   |   |  | L/R |  |  | NOTE      | METELLI ref. | ABS | A  | B    | C    | D    | E    | F | H | I | L | M  | Fig |  |
| 1.3 (44 kW) Eng. E13S                |  | 86-   |     | •   |   | M/T       | 13-0052      |     |    |      | 21   | 73   | 91   |   |   |   |   |    |     |  |
|                                      |  | 86-   |     | •   |   | M/T       | 15-1060      | 25  | 22 | 52,2 | 82,3 | 56   |      |   |   |   |   | 11 | 2   |  |
| 1.4 (55 kW) Eng. GA14S               |  | 88-   |     | •   |   | M/T+A/T   | 13-0113      |     |    |      | 23   | 81   | 96   |   |   |   |   |    |     |  |
|                                      |  | 88-   |     | •   |   | M/T+A/T   | 15-1136      | 25  | 25 | 52,2 | 89,6 | 56   |      |   |   |   |   | 5  | 2   |  |
| 1.5, SW, Coupe (52 kW) Eng. E15S     |  | 86-   |     | •   |   | M/T+A/T   | 13-0113      |     |    |      | 23   | 81   | 96   |   |   |   |   |    |     |  |
|                                      |  | 86-   |     | •   |   | M/T+A/T   | 15-1136      | 25  | 25 | 52,2 | 89,6 | 56   |      |   |   |   |   | 5  | 2   |  |




























| <b>Pulsar III/ Langley '86-'91</b>    |   |  | L/R |  |  | NOTE          | METELLI ref. | ABS | A  | B  | C    | D    | E   | F | H | I | L | M | Fig |   |  |
|---------------------------------------|---|---|-----|---|--|---------------|--------------|-----|----|----|------|------|-----|---|---|---|---|---|-----|---|--|
| 1.6, SW, Coupe (62 kW) Eng. E16S      |    | 86-   |     | •   |  | A/T           | 13-0052      |     |    |    | 21   | 73   | 91  |   |   |   |   |   |     |   |  |
|                                       |   | 86-   |     | •   |  | M/T           | 13-0078      |     |    |    | 25   | 85   | 102 |   |   |   |   |   |     |   |  |
|                                       |    | 86-   |     | •   |  | A/T           | 15-1060      |     | 25 | 22 | 52,2 | 82,3 | 56  |   |   |   |   |   | 11  | 2 |  |
|                                       |   | 86-   |     | •   |  | M/T           | 15-1088      |     | 25 | 23 | 52,2 | 90,3 | 54  |   |   |   |   |   | 5   | 2 |  |
| 1.7 D, SW (40 kW) Eng. CD17           |    | 86-89   |     | •   |  | M/T           | 13-0052      |     |    |    | 21   | 73   | 91  |   |   |   |   |   |     |   |  |
|                                       |   | 86-89   |     | •   |  | M/T           | 15-1060      |     | 25 | 22 | 52,2 | 82,3 | 56  |   |   |   |   |   | 11  | 2 |  |
| 1.8 GTI 16v, Coupe (92 kW) Eng. CA18D |    | 89-91   |     | •   |  | M/T+A/T       | 13-0113      |     |    |    | 23   | 81   | 96  |   |   |   |   |   |     |   |  |
|                                       |   | 89-91   |     | •   |  | M/T+A/T       | 15-1136      |     | 25 | 25 | 52,2 | 89,6 | 56  |   |   |   |   |   | 5   | 2 |  |
| <b>Pulsar IV/ Langley '90-'95</b>     |   |  | L/R |  |  | NOTE          | METELLI ref. | ABS | A  | B  | C    | D    | E   | F | H | I | L | M | Fig |   |  |
| 1.3 Eng. GA13DS                       |    | 90-   |     | •   |  | +ABS, M/T+A/T | 13-0213      |     |    |    | 21   | 73   | 91  |   |   |   |   |   |     |   |  |
|                                       |   | 90-   |     | •   |  | -ABS, M/T+A/T | 13-0140      |     |    |    | 20   | 80   | 107 |   |   |   |   |   |     |   |  |
|                                       |    | 90-   |     | •   |  | +ABS, M/T+A/T | 15-1293      | 42  | 25 | 22 | 55   | 82   | 56  |   |   |   |   |   | 11  | 2 |  |
|                                       |   | 90-   |     | •   |  | -ABS, M/T+A/T | 15-1163      |     | 25 | 22 | 55   | 82,6 | 54  |   |   |   |   |   | 11  | 2 |  |
| 1.4 i (55 kW) Eng. GA14DS             |    | 90-   |     | •   |  | +ABS, M/T+A/T | 13-0213      |     |    |    | 21   | 73   | 91  |   |   |   |   |   |     |   |  |
|                                       |   | 90-   |     | •   |  | -ABS, M/T+A/T | 13-0140      |     |    |    | 20   | 80   | 107 |   |   |   |   |   |     |   |  |
|                                       |    | 90-   |     | •   |  | +ABS, M/T+A/T | 15-1293      | 42  | 25 | 22 | 55   | 82   | 56  |   |   |   |   |   | 11  | 2 |  |
|                                       |   | 90-   |     | •   |  | -ABS, M/T+A/T | 15-1163      |     | 25 | 22 | 55   | 82,6 | 54  |   |   |   |   |   | 11  | 2 |  |
| 1.4 i 16v (64 kW) Eng. GA14DE         |    | 10/90-  |     | •   |  | +ABS, FWD     | 13-0201      |     |    |    | 22   | 86   | 91  |   |   |   |   |   |     |   |  |
|                                       |   | 10/90-  |     | •   |  | -ABS, FWD     | 13-0182      |     |    |    | 22   | 86   | 91  |   |   |   |   |   |     |   |  |
|                                       |    | 10/90-  |     | •   |  | +ABS, FWD     | 15-1275      | 42  | 25 | 23 | 55   | 90   | 56  |   |   |   |   |   | 5   | 2 |  |
|                                       |   | 10/90-  |     | •   |  | -ABS, FWD     | 15-1248      |     | 25 | 23 | 55   | 90,3 | 56  |   |   |   |   |   | 5   | 2 |  |
| 1.5 (77 kW) Eng. GA15DS               |  | 90-   |     | •   |  | +ABS, M/T+A/T | 13-0213      |     |    |    | 21   | 73   | 91  |   |   |   |   |   |     |   |  |
|                                       |   | 90-   |     | •   |  | -ABS, M/T+A/T | 13-0140      |     |    |    | 20   | 80   | 107 |   |   |   |   |   |     |   |  |
|                                       |  | 90-   |     | •   |  | +ABS, M/T+A/T | 15-1293      | 42  | 25 | 22 | 55   | 82   | 56  |   |   |   |   |   | 11  | 2 |  |
|                                       |   | 90-   |     | •   |  | -ABS, M/T+A/T | 15-1163      |     | 25 | 22 | 55   | 82,6 | 54  |   |   |   |   |   | 11  | 2 |  |
| 1.5 4WD (77 kW) Eng. GA15DS           |  | 91-   |     | •   |  | +ABS, FWD     | 13-0201      |     |    |    | 22   | 86   | 91  |   |   |   |   |   |     |   |  |
|                                       |   | 91-   |     | •   |  | -ABS, FWD     | 13-0182      |     |    |    | 22   | 86   | 91  |   |   |   |   |   |     |   |  |
|                                       |  | 91-   |     | •   |  | +ABS, FWD     | 15-1275      | 42  | 25 | 23 | 55   | 90   | 56  |   |   |   |   |   | 5   | 2 |  |
|                                       |   | 91-   |     | •   |  | -ABS, FWD     | 15-1248      |     | 25 | 23 | 55   | 90,3 | 56  |   |   |   |   |   | 5   | 2 |  |
| 1.6, 16v 4WD, SW (66 kW) Eng. GA16DS  |  | 90-   |     | •   |  | +ABS          | 13-0201      |     |    |    | 22   | 86   | 91  |   |   |   |   |   |     |   |  |
|                                       |   | 90-   |     | •   |  | -ABS          | 13-0182      |     |    |    | 22   | 86   | 91  |   |   |   |   |   |     |   |  |
|                                       |  | 90-   |     | •   |  | +ABS          | 15-1275      | 42  | 25 | 23 | 55   | 90   | 56  |   |   |   |   |   | 5   | 2 |  |
|                                       |   | 90-   |     | •   |  | -ABS          | 15-1248      |     | 25 | 23 | 55   | 90,3 | 56  |   |   |   |   |   | 5   | 2 |  |




































| <b>Pulsar IV/ Langley '90-'95</b>   |   |    | L/R |    |    | NOTE           | METELLI ref. | ABS     | A  | B  | C  | D    | E     | F    | H | I | L | M | Fig |   |  |
|-------------------------------------|---|---|-----|---|--|----------------|--------------|---------|----|----|----|------|-------|------|---|---|---|---|-----|---|--|
| 1.7 D (40 kW) Eng. CD17             |    | 90-   |     | ●   |  | +ABS, M/T      | 13-0213      |         |    |    | 21 | 73   | 91    |      |   |   |   |   |     |   |  |
|                                     |   | 90-   |     | ●   |  | -ABS, M/T      | 13-0140      |         |    |    | 20 | 80   | 107   |      |   |   |   |   |     |   |  |
|                                     |    | 90-   |     | ●   |  | +ABS, M/T      | 15-1293      | 42      | 25 | 22 | 55 | 82   | 56    |      |   |   |   |   | 11  | 2 |  |
|                                     |   | 90-   |     | ●   |  | -ABS, M/T      | 15-1163      |         | 25 | 22 | 55 | 82,6 | 54    |      |   |   |   |   | 11  | 2 |  |
| 1.7 D 4WD (40 kW) Eng. CD17         |    | 90-   |     | ●   |  | +ABS, FWD, M/T | 13-0201      |         |    |    | 22 | 86   | 91    |      |   |   |   |   |     |   |  |
|                                     |   | 90-   |     | ●   |  | -ABS, FWD, M/T | 13-0182      |         |    |    | 22 | 86   | 91    |      |   |   |   |   |     |   |  |
|                                     |    | 90-   |     | ●   |  | +ABS, FWD, M/T | 15-1275      | 42      | 25 | 23 | 55 | 90   | 56    |      |   |   |   |   | 5   | 2 |  |
|                                     |   | 90-   |     | ●   |  | -ABS, FWD, M/T | 15-1248      |         | 25 | 23 | 55 | 90,3 | 56    |      |   |   |   |   | 5   | 2 |  |
| 1.8 (84 kW) Eng. SR18DE             |    | 90-   |     | ●   |  | +/-ABS         | 13-0228      |         |    |    | 22 | 86   | 91    |      |   |   |   |   |     |   |  |
|                                     |   | 90-   |     | ●   |  | +ABS           | 15-1321      | 42      | 25 | 25 | 55 | 89,7 | 55    |      |   |   |   |   | 5   | 2 |  |
|                                     |    | 90-   |     | ●   |  | -ABS           | 15-1315      |         | 25 | 25 | 55 | 89,7 | 55    |      |   |   |   | 5 | 2   |   |  |
| 1.8 4WD (84 kW) Eng. GA18DE         |    | 90-   |     | ●   |  | +ABS, FWD, M/T | 13-0201      |         |    |    | 22 | 86   | 91    |      |   |   |   |   |     |   |  |
|                                     |   | 90-   |     | ●   |  | -ABS, FWD, M/T | 13-0182      |         |    |    | 22 | 86   | 91    |      |   |   |   |   |     |   |  |
|                                     |    | 90-   |     | ●   |  | +ABS, FWD, M/T | 15-1275      | 42      | 25 | 23 | 55 | 90   | 56    |      |   |   |   |   | 5   | 2 |  |
|                                     |   | 90-   |     | ●   |  | -ABS, FWD, M/T | 15-1248      |         | 25 | 23 | 55 | 90,3 | 56    |      |   |   |   |   | 5   | 2 |  |
| 2.0 D, SW (55 kW) Eng. CD20         |    | 90-   |     | ●   |  | +ABS, M/T+A/T  | 13-0213      |         |    |    | 21 | 73   | 91    |      |   |   |   |   |     |   |  |
|                                     |   | 90-   |     | ●   |  | -ABS, M/T+A/T  | 13-0140      |         |    |    | 20 | 80   | 107   |      |   |   |   |   |     |   |  |
|                                     |    | 90-   |     | ●   |  | +ABS, M/T+A/T  | 15-1293      | 42      | 25 | 22 | 55 | 82   | 56    |      |   |   |   |   | 11  | 2 |  |
|                                     |   | 90-   |     | ●   |  | -ABS, M/T+A/T  | 15-1163      |         | 25 | 22 | 55 | 82,6 | 54    |      |   |   |   |   | 11  | 2 |  |
| 2.0 GTI-R 4WD (162 kW) Eng. SR20DET |    | 90-95   |     | ●   |  | +ABS, FWD      | 13-0201      |         |    |    | 22 | 86   | 91    |      |   |   |   |   |     |   |  |
|                                     |   | 90-95   |     | ●   |  | -ABS, FWD      | 13-0182      |         |    |    | 22 | 86   | 91    |      |   |   |   |   |     |   |  |
|                                     |  | 90-95   |     | ●   |  | +ABS, FWD      | 15-1275      | 42      | 25 | 23 | 55 | 90   | 56    |      |   |   |   |   | 5   | 2 |  |
|                                     |   | 90-95   |     | ●   |  | -ABS, FWD      | 15-1248      |         | 25 | 23 | 55 | 90,3 | 56    |      |   |   |   |   | 5   | 2 |  |
| 2.0i (95 kW) Eng. SR20i             |  | 90-   |     | ●   |  | +ABS           | 13-0201      |         |    |    | 22 | 86   | 91    |      |   |   |   |   |     |   |  |
|                                     |   | 90-   |     | ●   |  | -ABS, M/T      | 13-0182      |         |    |    | 22 | 86   | 91    |      |   |   |   |   |     |   |  |
|                                     |  | 90-   |     | ●   |  | +ABS           | 15-1275      | 42      | 25 | 23 | 55 | 90   | 56    |      |   |   |   |   | 5   | 2 |  |
|                                     |   | 90-   |     | ●   |  | -ABS, M/T      | 15-1248      |         | 25 | 23 | 55 | 90,3 | 56    |      |   |   |   |   | 5   | 2 |  |
| <b>Qashqai (J10) '07-</b>           |   |  | L/R |  |  | NOTE           | METELLI ref. | ABS     | A  | B  | C  | D    | E     | F    | H | I | L | M | Fig |   |  |
| 2.0 DCi, Allrad (110 kW) Eng. M9R7  |  | 07-   |     | ●   |  |                | 13-0471      |         |    |    | 26 | 86   | 138   |      |   |   |   |   |     |   |  |
|                                     |   |  | 07- |   | ●  |                |              | 15-1698 |    | 29 | 36 | 56   | 101,3 | 60,1 |   |   |   |   | 5   | 2 |  |
| <b>Sentra I '81-'82</b>             |   |  | L/R |  |  | NOTE           | METELLI ref. | ABS     | A  | B  | C  | D    | E     | F    | H | I | L | M | Fig |   |  |
| 130A Eng. A13                       |  |   |     | ●   |  |                | 15-1314      |         | 21 | 19 | 48 | 71,5 | 56    |      |   |   |   | 3 | 1   |   |  |



















| <b>Sentra I '81-'82</b>               |   |  | L/R |  |  | NOTE               | METELLI ref. | ABS | A  | B  | C    | D    | E    | F | H | I | L | M  | Fig |  |
|---------------------------------------|---|---|-----|---|--|--------------------|--------------|-----|----|----|------|------|------|---|---|---|---|----|-----|--|
| 140, CX (59 kW) Eng. A14              |    |   |     |   | •  | -ABS, South Africa | 13-0140      |     |    |    | 20   | 80   | 107  |   |   |   |   |    |     |  |
|                                       |    |   |     |   | •  | -ABS, South Africa | 15-1163      |     | 25 | 22 | 55   | 82,6 | 54   |   |   |   |   | 11 | 2   |  |
| 160, CX, CS, SE                       |    |   |     |   | •  | +ABS, South Africa | 13-0201      |     |    |    | 22   | 86   | 91   |   |   |   |   |    |     |  |
|                                       |    |   |     |   | •  | -ABS, South Africa | 13-0182      |     |    |    | 22   | 86   | 91   |   |   |   |   |    |     |  |
|                                       |    |   |     |   | •  | +ABS, South Africa | 15-1275      | 42  | 25 | 23 | 55   | 90   | 56   |   |   |   |   | 5  | 2   |  |
|                                       |    |   |     |   | •  | -ABS, South Africa | 15-1248      |     | 25 | 23 | 55   | 90,3 | 56   |   |   |   |   | 5  | 2   |  |
| <b>Sentra II (B11), SW '82-'87</b>    |   |  | L/R |  |  | NOTE               | METELLI ref. | ABS | A  | B  | C    | D    | E    | F | H | I | L | M  | Fig |  |
| 1.3, Coupe (44 kW) Eng. E13           |    | 82-87   |     |   | •  | M/T                | 13-0075      |     |    |    | 20   | 82   | 105  |   |   |   |   |    |     |  |
|                                       |    | 82-87   |     |   | •  | M/T                | 15-1085      |     | 21 | 22 | 48   | 82,5 | 58   |   |   |   |   | 8  | 2   |  |
| 1.5, Coupe (55 kW) Eng. E15S          |    | 82-86   |     |   | •  |                    | 13-0027      |     |    |    | 21   | 73   | 91   |   |   |   |   |    |     |  |
|                                       |    | 82-86   |     |   | •  |                    | 15-1028      |     | 24 | 22 | 52   | 79,2 | 60,7 |   |   |   |   | 5  | 2   |  |
| 1.7 D (40 kW) Eng. CD17               |    | 82-86   |     |   | •  | M/T+A/T            | 13-0086      |     |    |    | 21   | 73   | 91   |   |   |   |   |    |     |  |
|                                       |    | 82-86   |     |   | •  | M/T+A/T            | 15-1100      |     | 24 | 22 | 52   | 81   | 63   |   |   |   |   | 5  | 2   |  |
| <b>Sentra III (N13, B12) '86-'91</b>  |   |  | L/R |  |  | NOTE               | METELLI ref. | ABS | A  | B  | C    | D    | E    | F | H | I | L | M  | Fig |  |
| 1.3 (44 kW) Eng. E13S                 |    | 86-91   |     |   | •  | M/T                | 13-0052      |     |    |    | 21   | 73   | 91   |   |   |   |   |    |     |  |
|                                       |    | 86-91   |     |   | •  | M/T                | 15-1060      |     | 25 | 22 | 52,2 | 82,3 | 56   |   |   |   |   | 11 | 2   |  |
| 1.5, SW, Coupe (52 kW) Eng. E15S      |    | 86-88   |     |   | •  | M/T+A/T            | 13-0113      |     |    |    | 23   | 81   | 96   |   |   |   |   |    |     |  |
|                                       |    | 86-88   |     |   | •  | M/T+A/T            | 15-1136      |     | 25 | 25 | 52,2 | 89,6 | 56   |   |   |   |   | 5  | 2   |  |
| 1.6, SW, Coupe (62 kW) Eng. E16S      |  | 86-88   |     |   | •  | A/T                | 13-0052      |     |    |    | 21   | 73   | 91   |   |   |   |   |    |     |  |
|                                       |  | 86-88   |     |   | •  | M/T                | 13-0078      |     |    |    | 25   | 85   | 102  |   |   |   |   |    |     |  |
|                                       |  | 86-88   |     |   | •  | A/T                | 15-1060      |     | 25 | 22 | 52,2 | 82,3 | 56   |   |   |   |   | 11 | 2   |  |
|                                       |  | 86-88   |     |   | •  | M/T                | 15-1088      |     | 25 | 23 | 52,2 | 90,3 | 54   |   |   |   |   | 5  | 2   |  |
| 1.7 D, SW (40 kW) Eng. CD17           |  | 86-89   |     |   | •  | M/T                | 13-0052      |     |    |    | 21   | 73   | 91   |   |   |   |   |    |     |  |
|                                       |  | 86-89   |     |   | •  | M/T                | 15-1060      |     | 25 | 22 | 52,2 | 82,3 | 56   |   |   |   |   | 11 | 2   |  |
| 1.8 GTI 16v, Coupe (92 kW) Eng. CA18D |  | 89-91   |     |   | •  | M/T+A/T            | 13-0113      |     |    |    | 23   | 81   | 96   |   |   |   |   |    |     |  |
|                                       |  | 89-91   |     |   | •  | M/T+A/T            | 15-1136      |     | 25 | 25 | 52,2 | 89,6 | 56   |   |   |   |   | 5  | 2   |  |





























































| Sentra IV (N14, B13) '90-'95            |   |  | L/R |  |  | NOTE          | METELLI ref. | ABS | A  | B  | C  | D    | E    | F | H | I | L | M | Fig |   |  |
|---|---|---|-----|---|---|---------------|--------------|-----|----|----|----|------|------|---|---|---|---|---|-----|---|--|
| 1.3 Eng. GA13DS                         |    | 90-   |     | ●   |   | +ABS, M/T+A/T | 13-0213      |     |    |    | 21 | 73   | 91   |   |   |   |   |   |     |   |  |
|   |   | 90-   |     | ●   |   | -ABS, M/T+A/T | 13-0140      |     |    |    | 20 | 80   | 107  |   |   |   |   |   |     |   |  |
|   |    | 90-   |     | ●   |   | +ABS, M/T+A/T | 15-1293      | 42  | 25 | 22 | 55 | 82   | 56   |   |   |   |   |   | 11  | 2 |  |
|   |   | 90-   |     | ●   |   | -ABS, M/T+A/T | 15-1163      |     | 25 | 22 | 55 | 82,6 | 54   |   |   |   |   |   | 11  | 2 |  |
| 1.4 i (55 kW) Eng. GA14DS               |    | 90-   |     | ●   |   | +ABS, M/T+A/T | 13-0213      |     |    |    | 21 | 73   | 91   |   |   |   |   |   |     |   |  |
|   |   | 90-   |     | ●   |   | -ABS, M/T+A/T | 13-0140      |     |    |    | 20 | 80   | 107  |   |   |   |   |   |     |   |  |
|   |    | 90-   |     | ●   |   | Taiwan        | 15-1262      |     | 25 | 30 | 55 | 83   | 56,5 |   |   |   |   |   | 5   | 2 |  |
|   |   | 90-   |     | ●   |   | +ABS, M/T+A/T | 15-1293      | 42  | 25 | 22 | 55 | 82   | 56   |   |   |   |   |   | 11  | 2 |  |
|   |   | 90-   |     | ●   |   | -ABS, M/T+A/T | 15-1163      |     | 25 | 22 | 55 | 82,6 | 54   |   |   |   |   |   | 11  | 2 |  |
| 1.4 i 16v (64 kW) Eng. GA14DE           |    | 10/90-  |     | ●   |   | +ABS, FWD     | 13-0201      |     |    |    | 22 | 86   | 91   |   |   |   |   |   |     |   |  |
|   |   | 10/90-  |     | ●   |   | -ABS, FWD     | 13-0182      |     |    |    | 22 | 86   | 91   |   |   |   |   |   |     |   |  |
|   |    | 10/90-  |     | ●   |   | +ABS, FWD     | 15-1275      | 42  | 25 | 23 | 55 | 90   | 56   |   |   |   |   |   | 5   | 2 |  |
|   |   | 10/90-  |     | ●   |   | -ABS, FWD     | 15-1248      |     | 25 | 23 | 55 | 90,3 | 56   |   |   |   |   |   | 5   | 2 |  |
| 1.5 (77 kW) Eng. GA15DS                 |    | 90-   |     | ●   |   | +ABS, M/T+A/T | 13-0213      |     |    |    | 21 | 73   | 91   |   |   |   |   |   |     |   |  |
|   |   | 90-   |     | ●   |   | -ABS, M/T+A/T | 13-0140      |     |    |    | 20 | 80   | 107  |   |   |   |   |   |     |   |  |
|   |    | 90-   |     | ●   |   | +ABS, M/T+A/T | 15-1293      | 42  | 25 | 22 | 55 | 82   | 56   |   |   |   |   |   | 11  | 2 |  |
|   |   | 90-   |     | ●   |   | -ABS, M/T+A/T | 15-1163      |     | 25 | 22 | 55 | 82,6 | 54   |   |   |   |   |   | 11  | 2 |  |
| 1.5 4WD (77 kW) Eng. GA15DS             |    | 90-   |     | ●   |   | +ABS, FWD     | 13-0201      |     |    |    | 22 | 86   | 91   |   |   |   |   |   |     |   |  |
|   |   | 90-   |     | ●   |   | -ABS, FWD     | 13-0182      |     |    |    | 22 | 86   | 91   |   |   |   |   |   |     |   |  |
|   |    | 90-   |     | ●   |   | +ABS, FWD     | 15-1275      | 42  | 25 | 23 | 55 | 90   | 56   |   |   |   |   |   | 5   | 2 |  |
|   |   | 90-   |     | ●   |   | -ABS, FWD     | 15-1248      |     | 25 | 23 | 55 | 90,3 | 56   |   |   |   |   |   | 5   | 2 |  |
| 1.6 16v, 4WD, SW (73-75 kW) Eng. GA16DE |   | 92-   |     | ●   |   | +ABS          | 13-0201      |     |    |    | 22 | 86   | 91   |   |   |   |   |   |     |   |  |
|   |   | 92-   |     | ●   |   | -ABS          | 13-0182      |     |    |    | 22 | 86   | 91   |   |   |   |   |   |     |   |  |
|   |  | 92-   |     | ●   |   | +ABS          | 15-1275      | 42  | 25 | 23 | 55 | 90   | 56   |   |   |   |   |   | 5   | 2 |  |
|   |   | 92-   |     | ●   |   | -ABS          | 15-1248      |     | 25 | 23 | 55 | 90,3 | 56   |   |   |   |   |   | 5   | 2 |  |
| 1.6, 16v 4WD, SW (66 kW) Eng. GA16DS    |  | 90-   |     | ●   |   | Usa           | 13-0180      |     |    |    | 25 | 90   | 107  |   |   |   |   |   |     |   |  |
|   |   | 90-   |     | ●   |   | +ABS          | 13-0201      |     |    |    | 22 | 86   | 91   |   |   |   |   |   |     |   |  |
|   |   | 90-   |     | ●   |   | -ABS          | 13-0182      |     |    |    | 22 | 86   | 91   |   |   |   |   |   |     |   |  |
|   |  | 90-   |     | ●   |   | Usa           | 15-1246      |     | 25 | 32 | 55 | 87   | 56   |   |   |   |   |   | 5   | 2 |  |
|   |   | 90-   |     | ●   |   | +ABS          | 15-1275      | 42  | 25 | 23 | 55 | 90   | 56   |   |   |   |   |   | 5   | 2 |  |
|   |   | 90-   |     | ●   |   | -ABS          | 15-1248      |     | 25 | 23 | 55 | 90,3 | 56   |   |   |   |   |   | 5   | 2 |  |
| 1.7 D (40 kW) Eng. CD17                 |  | 90-   |     | ●   |   | +ABS, M/T     | 13-0213      |     |    |    | 21 | 73   | 91   |   |   |   |   |   |     |   |  |
|   |   | 90-   |     | ●   |   | -ABS, M/T     | 13-0140      |     |    |    | 20 | 80   | 107  |   |   |   |   |   |     |   |  |
|   |  | 90-   |     | ●   |   | +ABS, M/T     | 15-1293      | 42  | 25 | 22 | 55 | 82   | 56   |   |   |   |   |   | 11  | 2 |  |
|   |   | 90-   |     | ●   |   | -ABS, M/T     | 15-1163      |     | 25 | 22 | 55 | 82,6 | 54   |   |   |   |   |   | 11  | 2 |  |

| <b>Sentra IV (N14, B13) '90-'95</b> |   |    | L/R    |    |    | NOTE           | METELLI ref.   | ABS     | A  | B  | C  | D    | E    | F    | H | I | L | M | Fig |   |  |
|-------------------------------------|---|---|--------|---|---|----------------|----------------|---------|----|----|----|------|------|------|---|---|---|---|-----|---|--|
| 1.7 D 4WD (40 kW) Eng. CD17         |    | 90-   |        | •   |   | +ABS, FWD, M/T | 13-0201        |         |    |    | 22 | 86   | 91   |      |   |   |   |   |     |   |  |
|                                     |   | 90-   |        | •   |   |                | -ABS, FWD, M/T | 13-0182 |    |    |    | 22   | 86   | 91   |   |   |   |   |     |   |  |
|                                     |    | 90-   |        | •   |   |                | +ABS, FWD, M/T | 15-1275 | 42 | 25 | 23 | 55   | 90   | 56   |   |   |   |   | 5   | 2 |  |
|                                     |   | 90-   |        | •   |   |                | -ABS, FWD, M/T | 15-1248 |    | 25 | 23 | 55   | 90,3 | 56   |   |   |   |   | 5   | 2 |  |
| 1.8 (84 kW) Eng. SR18DE             |    | 90-   |        | •   |   | +/-ABS         | 13-0228        |         |    |    | 22 | 86   | 91   |      |   |   |   |   |     |   |  |
|                                     |   | 90-   |        | •   |   |                | +ABS           | 15-1321 | 42 | 25 | 25 | 55   | 89,7 | 55   |   |   |   |   | 5   | 2 |  |
|                                     |    | 90-   |        | •   |   | -ABS           | 15-1315        |         | 25 | 25 | 55 | 89,7 | 55   |      |   |   |   | 5 | 2   |   |  |
| 1.8 4WD (84 kW) Eng. GA18DE         |    | 90-   |        | •   |   | +ABS, FWD, M/T | 13-0201        |         |    |    | 22 | 86   | 91   |      |   |   |   |   |     |   |  |
|                                     |   | 90-   |        | •   |   |                | -ABS, FWD, M/T | 13-0182 |    |    |    | 22   | 86   | 91   |   |   |   |   |     |   |  |
|                                     |    | 90-   |        | •   |   |                | +ABS, FWD, M/T | 15-1275 | 42 | 25 | 23 | 55   | 90   | 56   |   |   |   |   | 5   | 2 |  |
|                                     |   | 90-   |        | •   |   |                | -ABS, FWD, M/T | 15-1248 |    | 25 | 23 | 55   | 90,3 | 56   |   |   |   |   | 5   | 2 |  |
| 2.0 D, SW (55 kW) Eng. CD20         |    | 90-   |        | •   |   | +ABS, M/T+A/T  | 13-0213        |         |    |    | 21 | 73   | 91   |      |   |   |   |   |     |   |  |
|                                     |   | 90-   |        | •   |   |                | -ABS, M/T+A/T  | 13-0140 |    |    |    | 20   | 80   | 107  |   |   |   |   |     |   |  |
|                                     |    | 90-   |        | •   |   |                | +ABS, M/T+A/T  | 15-1293 | 42 | 25 | 22 | 55   | 82   | 56   |   |   |   |   | 11  | 2 |  |
|                                     |   | 90-   |        | •   |   |                | -ABS, M/T+A/T  | 15-1163 |    | 25 | 22 | 55   | 82,6 | 54   |   |   |   |   | 11  | 2 |  |
| 2.0i (95 kW) Eng. SR20i             |    | 90-   |        | •   |   | +ABS, M/T      | 13-0201        |         |    |    | 22 | 86   | 91   |      |   |   |   |   |     |   |  |
|                                     |   | 90-   |        | •   |   |                | -ABS, M/T      | 13-0182 |    |    |    | 22   | 86   | 91   |   |   |   |   |     |   |  |
|                                     |    | 90-   |        | •   |   |                | +ABS, M/T      | 15-1275 | 42 | 25 | 23 | 55   | 90   | 56   |   |   |   |   | 5   | 2 |  |
|                                     |   | 90-   |        | •   |   |                | -ABS, M/T      | 15-1248 |    | 25 | 23 | 55   | 90,3 | 56   |   |   |   |   | 5   | 2 |  |
| <b>Serena (C23M) '92-</b>           |   |    | L/R    |    |    | NOTE           | METELLI ref.   | ABS     | A  | B  | C  | D    | E    | F    | H | I | L | M | Fig |   |  |
| 2.0 16v (93 kW) Eng. SR20DE         |   | 11/92-  |        | •   |   | M/T+A/T        | 13-0227        |         |    |    | 22 | 86   | 99   |      |   |   |   |   |     |   |  |
|                                     |   |  | 11/92- |   | •   |                | M/T+A/T        | 15-1312 |    | 27 | 23 | 56   | 84   | 57,5 |   |   |   |   | 5   | 2 |  |
| 2.0 D (49 kW) Eng. LD20             |  | 11/92-  |        | •   |   | M/T+A/T        | 13-0227        |         |    |    | 22 | 86   | 99   |      |   |   |   |   |     |   |  |
|                                     |   |  | 11/92- |   | •   |                | M/T+A/T        | 15-1312 |    | 27 | 23 | 56   | 84   | 57,5 |   |   |   |   | 5   | 2 |  |
| <b>Stanza II (T11) '81-'85</b>      |   |  | L/R    |  |  | NOTE           | METELLI ref.   | ABS     | A  | B  | C  | D    | E    | F    | H | I | L | M | Fig |   |  |
| 1.6 (61 kW) Eng. CA16S              |  | 81-85   |        | •   |   | M/T            | 13-0086        |         |    |    | 21 | 73   | 91   |      |   |   |   |   |     |   |  |
|                                     |   |  | 81-85  |   | •   |                | M/T            | 15-1100 |    | 24 | 22 | 52   | 81   | 63   |   |   |   |   | 5   | 2 |  |
| 1.8, SGL (65-66 kW) Eng. CA18/ S    |  | 81-85   |        | •   |   |                | 13-0086        |         |    |    | 21 | 73   | 91   |      |   |   |   |   |     |   |  |
|                                     |   |  | 81-85  |   | •   |                |                | 15-1100 |    | 24 | 22 | 52   | 81   | 63   |   |   |   |   | 5   | 2 |  |






| <b>Stanza III (T12)/ Auster '86-'90</b>      |   |    | L/R |    |    | NOTE | METELLI ref. | ABS | A  | B  | C    | D    | E    | F | H | I | L | M | Fig |   |  |
|--|---|---|-----|---|--|------|--------------|-----|----|----|------|------|------|---|---|---|---|---|-----|---|--|
| 1.6 (61 kW) Eng. CA16S                       |    | 85-88   |     | •   |  |      | 13-0085      |     |    |    | 23   | 81   | 96   |   |   |   |   |   |     |   |  |
|  |    | 85-88   |     | •   |  |      | 15-1098      |     | 27 | 23 | 56   | 90   | 59,5 |   |   |   |   | 5 | 2   |   |  |
| 1.8 (65-74 kW) Eng. CA18I                    |    | 86-88   |     | •   |  |      | 13-0085      |     |    |    | 23   | 81   | 96   |   |   |   |   |   |     |   |  |
|  |   | 88-   |     | •   |  |      | 13-0229      |     |    |    | 25   | 85   | 102  |   |   |   |   |   |     |   |  |
|  |    | 86-88   |     | •   |  |      | 15-1098      |     | 27 | 23 | 56   | 90   | 59,5 |   |   |   |   |   | 5   | 2 |  |
|  |   | 88-   |     | •   |  |      | 15-1323      |     | 27 | 25 | 56   | 89,7 | 57,5 |   |   |   |   |   | 5   | 2 |  |
| 1.8 16v (92-95 kW) Eng. CA18D                |    | 88-   |     | •   |  |      | 13-0229      |     |    |    | 25   | 85   | 102  |   |   |   |   |   |     |   |  |
|  |    | 88-   |     | •   |  |      | 15-1323      |     | 27 | 25 | 56   | 89,7 | 57,5 |   |   |   |   |   | 5   | 2 |  |
| 1.8 T. (124 kW) Eng. CA18DET                 |    | 86-12/88  |     | •   |  |      | 13-0183      |     |    |    | 23   | 95   | 97   |   |   |   |   |   |     |   |  |
|  |    | 86-12/88  |     | •   |  |      | 15-1249      |     | 27 | 25 | 56   | 100  | 59,5 |   |   |   |   |   | 5   | 2 |  |
| <b>Sunny I (B) '71-'82</b>                   |   |    | L/R |    |    | NOTE | METELLI ref. | ABS | A  | B  | C    | D    | E    | F | H | I | L | M | Fig |   |  |
| 130A Eng. A13                                |    |   |     | •   |  |      | 15-1314      |     | 21 | 19 | 48   | 71,5 | 56   |   |   |   |   |   | 3   | 1 |  |
| <b>Sunny II (B11), SW '82-'87</b>            |   |    | L/R |    |    | NOTE | METELLI ref. | ABS | A  | B  | C    | D    | E    | F | H | I | L | M | Fig |   |  |
| 1.3, Coupe (44 kW) Eng. E13S                 |    | 82-87   |     | •   | M/T  |      | 13-0075      |     |    |    | 20   | 82   | 105  |   |   |   |   |   |     |   |  |
|  |    | 82-87   |     | •   | M/T  |      | 15-1085      |     | 21 | 22 | 48   | 82,5 | 58   |   |   |   |   |   | 8   | 2 |  |
| 1.5, Coupe (55 kW) Eng. E15S                 |    | 82-86   |     | •   |  |      | 13-0027      |     |    |    | 21   | 73   | 91   |   |   |   |   |   |     |   |  |
|  |    | 82-86   |     | •   |  |      | 15-1028      |     | 24 | 22 | 52   | 79,2 | 60,7 |   |   |   |   |   | 5   | 2 |  |
| 1.7 D (40 kW) Eng. CD17                      |   | 82-86   |     | •   | M/T+A/T  |      | 13-0086      |     |    |    | 21   | 73   | 91   |   |   |   |   |   |     |   |  |
|  |  | 82-86   |     | •   | M/T+A/T  |      | 15-1100      |     | 24 | 22 | 52   | 81   | 63   |   |   |   |   |   | 5   | 2 |  |
| <b>Sunny III (N13, B12) '86-'91</b>          |   |  | L/R |  |  | NOTE | METELLI ref. | ABS | A  | B  | C    | D    | E    | F | H | I | L | M | Fig |   |  |
| 1.3 (44 kW) Eng. E13S                        |  | 86-91   |     | •   | M/T  |      | 13-0077      |     |    |    | 20   | 75   | 91,5 |   |   |   |   |   |     |   |  |
|  |  | 86-91   |     | •   | M/T  |      | 15-1087      |     | 25 | 22 | 52,2 | 80   | 56   |   |   |   |   |   | 11  | 2 |  |
| 1.4 (55 kW) Eng. GA14S                       |  | 88-91   |     | •   | M/T+A/T  |      | 13-0113      |     |    |    | 23   | 81   | 96   |   |   |   |   |   |     |   |  |
|  |  | 88-91   |     | •   | M/T+A/T  |      | 15-1136      |     | 25 | 25 | 52,2 | 89,6 | 56   |   |   |   |   |   | 5   | 2 |  |
| 1.5, SW, Coupe (52 kW) Eng. E15S             |  | 86-88   |     | •   | M/T+A/T  |      | 13-0113      |     |    |    | 23   | 81   | 96   |   |   |   |   |   |     |   |  |
|  |  | 86-88   |     | •   | M/T+A/T  |      | 15-1136      |     | 25 | 25 | 52,2 | 89,6 | 56   |   |   |   |   |   | 5   | 2 |  |
| 1.6 i 12v, SW, Coupe, 4WD (66 kW) Eng. GA16i |  | 88-91   |     | •   |  |      | 13-0078      |     |    |    | 25   | 85   | 102  |   |   |   |   |   |     |   |  |
|  |  | 88-91   |     | •   |  |      | 15-1088      |     | 25 | 23 | 52,2 | 90,3 | 54   |   |   |   |   |   | 5   | 2 |  |

| <b>Sunny III (N13, B12) '86-'91</b>   |   |  | L/R |  |  | NOTE           | METELLI ref.   | ABS | A  | B    | C    | D    | E    | F | H | I | L | M | Fig |   |
|---------------------------------------|---|---|-----|---|--|----------------|----------------|-----|----|------|------|------|------|---|---|---|---|---|-----|---|
| 1.6, SW, Coupe (62 kW) Eng. E16S      |    | 86-88   |     | •   |  | A/T            | <b>13-0077</b> |     |    |      | 20   | 75   | 91,5 |   |   |   |   |   |     |   |
|                                       |   | 86-88   |     | •   |  | M/T            | <b>13-0078</b> |     |    |      | 25   | 85   | 102  |   |   |   |   |   |     |   |
|                                       |    | 86-88   |     | •   |  | A/T            | <b>15-1087</b> | 25  | 22 | 52,2 | 80   | 56   |      |   |   |   |   |   | 11  | 2 |
|                                       |   | 86-88   |     | •   |  | M/T            | <b>15-1088</b> | 25  | 23 | 52,2 | 90,3 | 54   |      |   |   |   |   |   | 5   | 2 |
| 1.7 D, SW (40 kW) Eng. CD17           |    | 86-89   |     | •   |  | M/T            | <b>13-0077</b> |     |    |      | 20   | 75   | 91,5 |   |   |   |   |   |     |   |
|                                       |   | 86-89   |     | •   |  | M/T            | <b>15-1087</b> | 25  | 22 | 52,2 | 80   | 56   |      |   |   |   |   |   | 11  | 2 |
| 1.8 GTI 16v, Coupe (92 kW) Eng. CA18D |    | 89-91   |     | •   |  | M/T+A/T        | <b>13-0113</b> |     |    |      | 23   | 81   | 96   |   |   |   |   |   |     |   |
|                                       |   | 89-91   |     | •   |  | M/T+A/T        | <b>15-1136</b> | 25  | 25 | 52,2 | 89,6 | 56   |      |   |   |   |   |   | 5   | 2 |
| <b>Sunny IV (N14) '90-'95</b>         |   |  | L/R |  |  | NOTE           | METELLI ref.   | ABS | A  | B    | C    | D    | E    | F | H | I | L | M | Fig |   |
| 1.3 Eng. GA13DS                       |    | 90-95   |     | •   |  | +ABS, M/T+A/T  | <b>13-0213</b> |     |    |      | 21   | 73   | 91   |   |   |   |   |   |     |   |
|                                       |   | 90-95   |     | •   |  | -ABS, M/T+A/T  | <b>13-0140</b> |     |    |      | 20   | 80   | 107  |   |   |   |   |   |     |   |
|                                       |    | 90-95   |     | •   |  | +ABS, M/T+A/T  | <b>15-1293</b> | 42  | 25 | 22   | 55   | 82   | 56   |   |   |   |   |   | 11  | 2 |
|                                       |   | 90-95   |     | •   |  | -ABS, M/T+A/T  | <b>15-1163</b> |     | 25 | 22   | 55   | 82,6 | 54   |   |   |   |   |   | 11  | 2 |
| 1.4 i (55 kW) Eng. GA14DS/ DE         |    | 90-95   |     | •   |  | +ABS, FWD, M/T | <b>13-0213</b> |     |    |      | 21   | 73   | 91   |   |   |   |   |   |     |   |
|                                       |   | 90-95   |     | •   |  | -ABS, FWD, M/T | <b>13-0140</b> |     |    |      | 20   | 80   | 107  |   |   |   |   |   |     |   |
|                                       |    | 90-95   |     | •   |  | +ABS, FWD, M/T | <b>15-1293</b> | 42  | 25 | 22   | 55   | 82   | 56   |   |   |   |   |   | 11  | 2 |
|                                       |   | 90-95   |     | •   |  | -ABS, FWD, M/T | <b>15-1163</b> |     | 25 | 22   | 55   | 82,6 | 54   |   |   |   |   |   | 11  | 2 |
| 1.4 i 16v (64 kW) Eng. GA14DE         |    | 90-95   |     | •   |  | +ABS, FWD, A/T | <b>13-0201</b> |     |    |      | 22   | 86   | 91   |   |   |   |   |   |     |   |
|                                       |   | 90-95   |     | •   |  | +ABS, FWD, M/T | <b>13-0213</b> |     |    |      | 21   | 73   | 91   |   |   |   |   |   |     |   |
|                                       |   | 90-95   |     | •   |  | -ABS, FWD, A/T | <b>13-0182</b> |     |    |      | 22   | 86   | 91   |   |   |   |   |   |     |   |
|                                       |   | 90-95   |     | •   |  | -ABS, FWD, M/T | <b>13-0140</b> |     |    |      | 20   | 80   | 107  |   |   |   |   |   |     |   |
|                                       |  | 90-95   |     | •   |  | +ABS, FWD, A/T | <b>15-1275</b> | 42  | 25 | 23   | 55   | 90   | 56   |   |   |   |   |   | 5   | 2 |
|                                       |   | 90-95   |     | •   |  | +ABS, FWD, M/T | <b>15-1293</b> | 42  | 25 | 22   | 55   | 82   | 56   |   |   |   |   |   | 11  | 2 |
|                                       |   | 90-95   |     | •   |  | -ABS, FWD, A/T | <b>15-1248</b> |     | 25 | 23   | 55   | 90,3 | 56   |   |   |   |   |   | 5   | 2 |
|                                       |   | 90-95   |     | •   |  | -ABS, FWD, M/T | <b>15-1163</b> |     | 25 | 22   | 55   | 82,6 | 54   |   |   |   |   |   | 11  | 2 |
| 1.5 (51 kW) Eng. GA15DS               |  | 90-95   |     | •   |  | +ABS, M/T+A/T  | <b>13-0213</b> |     |    |      | 21   | 73   | 91   |   |   |   |   |   |     |   |
|                                       |   | 90-95   |     | •   |  | +ABS, FWD      | <b>13-0201</b> |     |    |      | 22   | 86   | 91   |   |   |   |   |   |     |   |
|                                       |   | 90-95   |     | •   |  | -ABS, M/T+A/T  | <b>13-0140</b> |     |    |      | 20   | 80   | 107  |   |   |   |   |   |     |   |
|                                       |   | 90-95   |     | •   |  | -ABS, FWD      | <b>13-0182</b> |     |    |      | 22   | 86   | 91   |   |   |   |   |   |     |   |
|                                       |  | 90-95   |     | •   |  | +ABS, M/T+A/T  | <b>15-1293</b> | 42  | 25 | 22   | 55   | 82   | 56   |   |   |   |   |   | 11  | 2 |
|                                       |   | 90-95   |     | •   |  | +ABS, FWD      | <b>15-1275</b> | 42  | 25 | 23   | 55   | 90   | 56   |   |   |   |   |   | 5   | 2 |
|                                       |   | 90-95   |     | •   |  | -ABS, M/T+A/T  | <b>15-1163</b> |     | 25 | 22   | 55   | 82,6 | 54   |   |   |   |   |   | 11  | 2 |
|                                       |   | 90-95   |     | •   |  | -ABS, FWD      | <b>15-1248</b> |     | 25 | 23   | 55   | 90,3 | 56   |   |   |   |   |   | 5   | 2 |





















| Sunny IV (N14) '90-'95                        |    | L/R   |  |  | NOTE           | METELLI ref. | ABS | A  | B  | C  | D    | E   | F | H | I | L | M | Fig |   |  |
|---|---|-------|---|---|----------------|--------------|-----|----|----|----|------|-----|---|---|---|---|---|-----|---|--|
| 1.6, 16v 4WD, SW (66 kW) Eng. GA16DS/ DE/ DEL |    | 90-95 | •   |   | +ABS           | 13-0201      |     |    |    | 22 | 86   | 91  |   |   |   |   |   |     |   |  |
|   |   | 90-95 | •   |   | -ABS           | 13-0182      |     |    |    | 22 | 86   | 91  |   |   |   |   |   |     |   |  |
|   |    | 90-95 | •   |   | +ABS           | 15-1275      | 42  | 25 | 23 | 55 | 90   | 56  |   |   |   |   |   | 5   | 2 |  |
|   |   | 90-95 | •   |   | -ABS           | 15-1248      |     | 25 | 23 | 55 | 90,3 | 56  |   |   |   |   |   | 5   | 2 |  |
| 1.7 D (40 kW) Eng. CD17                       |    | 90-95 | •   |   | +ABS, M/T      | 13-0213      |     |    |    | 21 | 73   | 91  |   |   |   |   |   |     |   |  |
|   |   | 90-95 | •   |   | -ABS, M/T      | 13-0140      |     |    |    | 20 | 80   | 107 |   |   |   |   |   |     |   |  |
|   |    | 90-95 | •   |   | +ABS, M/T      | 15-1293      | 42  | 25 | 22 | 55 | 82   | 56  |   |   |   |   |   | 11  | 2 |  |
|   |   | 90-95 | •   |   | -ABS, M/T      | 15-1163      |     | 25 | 22 | 55 | 82,6 | 54  |   |   |   |   |   | 11  | 2 |  |
| 1.7 D 4WD (40 kW) Eng. CD17                   |    | 90-95 | •   |   | +ABS, FWD, M/T | 13-0201      |     |    |    | 22 | 86   | 91  |   |   |   |   |   |     |   |  |
|   |   | 90-95 | •   |   | -ABS, FWD, M/T | 13-0182      |     |    |    | 22 | 86   | 91  |   |   |   |   |   |     |   |  |
|   |    | 90-95 | •   |   | +ABS, FWD, M/T | 15-1275      | 42  | 25 | 23 | 55 | 90   | 56  |   |   |   |   |   | 5   | 2 |  |
|   |   | 90-95 | •   |   | -ABS, FWD, M/T | 15-1248      |     | 25 | 23 | 55 | 90,3 | 56  |   |   |   |   |   | 5   | 2 |  |
| 1.8 (84 kW) Eng. SR18DE                       |    | 90-95 | •   |   | +/-ABS         | 13-0228      |     |    |    | 22 | 86   | 91  |   |   |   |   |   |     |   |  |
|   |   | 90-95 | •   |   | +ABS           | 15-1321      | 42  | 25 | 25 | 55 | 89,7 | 55  |   |   |   |   |   | 5   | 2 |  |
|   |   | 90-95 | •   |   | -ABS           | 15-1315      |     | 25 | 25 | 55 | 89,7 | 55  |   |   |   |   |   | 5   | 2 |  |
| 1.8 4WD (84 kW) Eng. GA18DE                   |    | 90-95 | •   |   | +ABS, FWD, M/T | 13-0201      |     |    |    | 22 | 86   | 91  |   |   |   |   |   |     |   |  |
|   |   | 90-95 | •   |   | -ABS, FWD, M/T | 13-0182      |     |    |    | 22 | 86   | 91  |   |   |   |   |   |     |   |  |
|   |    | 90-95 | •   |   | +ABS, FWD, M/T | 15-1275      | 42  | 25 | 23 | 55 | 90   | 56  |   |   |   |   |   | 5   | 2 |  |
|   |   | 90-95 | •   |   | -ABS, FWD, M/T | 15-1248      |     | 25 | 23 | 55 | 90,3 | 56  |   |   |   |   |   | 5   | 2 |  |
| 2.0 D, SW (55 kW) Eng. CD20                   |    | 90-95 | •   |   | +ABS, M/T+A/T  | 13-0213      |     |    |    | 21 | 73   | 91  |   |   |   |   |   |     |   |  |
|   |   | 90-95 | •   |   | -ABS, M/T+A/T  | 13-0140      |     |    |    | 20 | 80   | 107 |   |   |   |   |   |     |   |  |
|   |   | 90-95 | •   |   | +ABS, M/T+A/T  | 15-1293      | 42  | 25 | 22 | 55 | 82   | 56  |   |   |   |   |   | 11  | 2 |  |
|   |   | 90-95 | •   |   | -ABS, M/T+A/T  | 15-1163      |     | 25 | 22 | 55 | 82,6 | 54  |   |   |   |   |   | 11  | 2 |  |
| 2.0 GTI-R 4WD (147-162 kW) Eng. SR20DET       |  | 90-95 | •   |   | +ABS, FWD      | 13-0201      |     |    |    | 22 | 86   | 91  |   |   |   |   |   |     |   |  |
|   |   | 90-95 | •   |   | -ABS, FWD      | 13-0182      |     |    |    | 22 | 86   | 91  |   |   |   |   |   |     |   |  |
|   |  | 90-95 | •   |   | +ABS, FWD      | 15-1275      | 42  | 25 | 23 | 55 | 90   | 56  |   |   |   |   |   | 5   | 2 |  |
|   |   | 90-95 | •   |   | -ABS, FWD      | 15-1248      |     | 25 | 23 | 55 | 90,3 | 56  |   |   |   |   |   | 5   | 2 |  |
| 2.0i (95 kW) Eng. SR20i                       |  | 90-95 | •   |   | +ABS           | 13-0201      |     |    |    | 22 | 86   | 91  |   |   |   |   |   |     |   |  |
|   |   | 90-95 | •   |   | -ABS, M/T      | 13-0182      |     |    |    | 22 | 86   | 91  |   |   |   |   |   |     |   |  |
|   |  | 90-95 | •   |   | +ABS           | 15-1275      | 42  | 25 | 23 | 55 | 90   | 56  |   |   |   |   |   | 5   | 2 |  |
|   |   | 90-95 | •   |   | -ABS, M/T      | 15-1248      |     | 25 | 23 | 55 | 90,3 | 56  |   |   |   |   |   | 5   | 2 |  |

| <b>Sunny IV (Y10) '90-'95</b>            |   |    | L/R |    |    | NOTE             | METELLI ref.   | ABS | A  | B    | C     | D    | E   | F | H | I | L | M  | Fig |
|--|---|---|-----|---|--|------------------|----------------|-----|----|------|-------|------|-----|---|---|---|---|----|-----|
| 1.6, 16v 4WD, SW (66 kW) Eng. GA16DS/ DE |    | 90-95   |     | •   |  | +ABS, FWD        | <b>13-0201</b> |     |    |      | 22    | 86   | 91  |   |   |   |   |    |     |
|  |   | 90-95   |     | •   |  | -ABS, FWD        | <b>13-0182</b> |     |    |      | 22    | 86   | 91  |   |   |   |   |    |     |
|  |    | 90-95   |     | •   |  | +ABS, FWD        | <b>15-1275</b> | 42  | 25 | 23   | 55    | 90   | 56  |   |   |   |   | 5  | 2   |
|  |   | 90-95   |     | •   |  | -ABS, FWD        | <b>15-1248</b> |     | 25 | 23   | 55    | 90,3 | 56  |   |   |   |   | 5  | 2   |
| <b>Tsuru I '84-'87</b>                   |   |    | L/R |    |    | NOTE             | METELLI ref.   | ABS | A  | B    | C     | D    | E   | F | H | I | L | M  | Fig |
| All models                               |    | 84-87   |     | •   |  |                  | <b>13-0041</b> |     |    |      | 21    | 73   | 91  |   |   |   |   |    |     |
|  |    | 84-87   |     | •   |  |                  | <b>15-1043</b> | 24  | 22 | 52   | 81    | 63   |     |   |   |   |   | 5  | 3   |
| <b>Tsuru II '88-'92</b>                  |   |    | L/R |    |    | NOTE             | METELLI ref.   | ABS | A  | B    | C     | D    | E   | F | H | I | L | M  | Fig |
| All models                               |    | 88-92   |     | •   |  | Mexico, Mod. B12 | <b>15-1305</b> | 25  | 22 | 55   | 82    | 57   |     |   |   |   |   | 11 | 2   |
|  |   | 88-92   |     | •   |  | M/T+A/T          | <b>15-1276</b> | 25  | 24 | 52,2 | 90    | 54   |     |   |   |   |   | 5  | 2   |
| <b>Tsuru III '92-'95</b>                 |   |    | L/R |    |    | NOTE             | METELLI ref.   | ABS | A  | B    | C     | D    | E   | F | H | I | L | M  | Fig |
| GS                                       |    | 92-95   |     | •   |  |                  | <b>13-0195</b> |     |    |      | 25    | 87,5 | 110 |   |   |   |   |    |     |
|  |    | 92-95   |     | •   |  |                  | <b>15-1265</b> | 25  | 24 | 55   | 90    | 56,5 |     |   |   |   |   | 5  | 2   |
| <b>Vector (N12) '82-'87</b>              |   |    | L/R |    |    | NOTE             | METELLI ref.   | ABS | A  | B    | C     | D    | E   | F | H | I | L | M  | Fig |
| 1.5 (51 kW) Eng. E15                     |    | 8/82-6/87   |     | •   |  | Australia        | <b>13-0086</b> |     |    |      | 21    | 73   | 91  |   |   |   |   |    |     |
|  |    | 8/82-6/87   |     | •   |  | Australia        | <b>15-1100</b> | 24  | 22 | 52   | 81    | 63   |     |   |   |   |   | 5  | 2   |
| <b>X-Trail I (T30) '01-'07</b>           |   |   | L/R |   |   | NOTE             | METELLI ref.   | ABS | A  | B    | C     | D    | E   | F | H | I | L | M  | Fig |
| 2.0 16v (103 kW) Eng. QR20DE             |  | 7/01-   |     | •   |  | +ABS             | <b>13-0396</b> |     |    |      | 25    | 90   | 107 |   |   |   |   |    |     |
|  |  | 7/01-   |     | •   |  | +ABS             | <b>15-1600</b> | 44  | 29 | 25   | 56    | 98   | 60  |   |   |   |   | 5  | 2   |
| 2.2 DCi (100 kW) Eng. YD22DDTi           |  | 03-   |     | •   |  | +ABS             | <b>13-0396</b> |     |    |      | 25    | 90   | 107 |   |   |   |   |    |     |
|  |  | 03-   |     | •   |  | +ABS             | <b>15-1600</b> | 44  | 29 | 25   | 56    | 98   | 60  |   |   |   |   | 5  | 2   |
| 2.2 DCi (81-84-93 kW) Eng. YD22DDT       |  | 7/01-   |     | •   |  | +ABS             | <b>13-0396</b> |     |    |      | 25    | 90   | 107 |   |   |   |   |    |     |
|  |  | 7/01-   |     | •   |  | +ABS             | <b>15-1600</b> | 44  | 29 | 25   | 56    | 98   | 60  |   |   |   |   | 5  | 2   |
| 2.5 (121 kW) Eng. QR25DE                 |  | 03-   |     | •   |  | +ABS             | <b>13-0396</b> |     |    |      | 25    | 90   | 107 |   |   |   |   |    |     |
|  |  | 03-   |     | •   |  | +ABS             | <b>15-1600</b> | 44  | 29 | 25   | 56    | 98   | 60  |   |   |   |   | 5  | 2   |
| <b>X-Trail II (T31) '07-</b>             |   |  | L/R |  |  | NOTE             | METELLI ref.   | ABS | A  | B    | C     | D    | E   | F | H | I | L | M  | Fig |
| 2.0 DCi (110 kW) Eng. M9R7               |  | 07-   |     | •   |  |                  | <b>13-0471</b> |     |    |      | 26    | 86   | 138 |   |   |   |   |    |     |
|  |  | 07-   |     | •   |  |                  | <b>15-1698</b> | 29  | 36 | 56   | 101,3 | 60,1 |     |   |   |   |   | 5  | 2   |
























## NISSAN































| <b>X-Trail II (T31) '07-</b> |   |  | L/R |  |  | NOTE | METELLI ref.   | ABS | A  | B  | C  | D     | E    | F | H | I | L | M | Fig |  |
|------------------------------|---|---|-----|---|---|------|----------------|-----|----|----|----|-------|------|---|---|---|---|---|-----|--|
| 2.0 DCi (127 kW) Eng. M9R760 |  | 07-   |     | •   |   |      | <b>13-0471</b> |     |    |    | 26 | 86    | 138  |   |   |   |   |   |     |  |
|                              |  | 07-   |     | •   |   |      | <b>15-1698</b> |     | 29 | 36 | 56 | 101,3 | 60,1 |   |   |   |   | 5 | 2   |  |






## NISSAN LCV

| <b>AD /Wagon Max (Y10) '90-'96</b> |   |  | L/R |  |  | NOTE                                    | METELLI ref.         | ABS            | A  | B  | C    | D     | E     | F    | H  | I  | L     | M    | Fig |   |
|------------------------------------|---|---|-----|---|---|---|----------------------|----------------|----|----|------|-------|-------|------|----|----|-------|------|-----|---|
| 1.5 4WD (64-75 kW) Eng. GA15DS     |    | 10/90-8/96  |     | •   |   | +ABS, FWD, M/T                          | <b>13-0201</b>       |                |    |    | 22   | 86    | 91    |      |    |    |       |      |     |   |
|                                    |    | 10/90-8/96  |     | •   |   | +ABS, FWD, M/T                          | <b>15-1275</b>       | 42             | 25 | 23 | 55   | 90    | 56    |      |    |    |       | 5    | 2   |   |
| 1.7 D 4WD (40 kW) Eng. CD17        |    | 10/90-8/93  |     | •   |   | +ABS, FWD                               | <b>13-0201</b>       |                |    |    | 22   | 86    | 91    |      |    |    |       |      |     |   |
|                                    |    | 10/90-8/93  |     | •   |   | +ABS, FWD                               | <b>15-1275</b>       | 42             | 25 | 23 | 55   | 90    | 56    |      |    |    |       | 5    | 2   |   |
| <b>Interstar (X70) '02-</b>        |   |  | L/R |  |  | NOTE                                    | METELLI ref.         | ABS            | A  | B  | C    | D     | E     | F    | H  | I  | L     | M    | Fig |   |
| 1.9 DCi (60 kW) Eng. F9Q772        |    | 02-   |     | •   |   | +ABS, Ch B000462-                       | <b>13-0313</b>       |                |    |    | 26   | 86    | 138   |      |    |    |       |      |     |   |
|                                    |   | 02-   |     | •   |   | +ABS, Ch -B000461                       | <b>13-0485</b>       |                |    |    | 26   | 86    | 138   |      |    |    |       |      |     |   |
|                                    |    | 02-   |     | •   |   | +ABS, Ch B000462-                       | <b>15-1453</b>       | 51             | 28 | 36 | 64,5 | 96,5  | 58    |      |    |    |       |      | 11  | 2 |
|                                    |   | 02-   |     | •   |   | +ABS, Ch -B000461                       | <b>15-1713</b>       | 51             | 28 | 36 | 64,5 | 96,5  | 58    |      |    |    |       |      | 11  | 2 |
|                                    |    | 02-   | L   |   |   |   | +ABS, M/T, G.Box:PF1 | <b>17-0869</b> | 51 | 28 |      |       | 101,5 |      | 37 | 96 |       | 644  | s7  |   |
|                                    |   | 02-   | L   |   |   |   | -ABS, M/T, G.Box:PF1 | <b>17-0867</b> |    | 28 |      |       | 101,5 |      | 37 | 96 |       | 644  | s7  |   |
|                                    |   | 02-   | R   |   |   |   | +ABS, M/T, G.Box:PF1 | <b>17-0870</b> | 51 | 28 | 39   |       | 101,5 | 81,1 |    | 96 | 390   | 1154 | s4  |   |
|                                    |   | 02-   | R   |   |   |   | -ABS, M/T, G.Box:PF1 | <b>17-0868</b> |    | 28 | 39   |       | 101,5 | 81,1 |    | 96 | 390   | 1154 | s4  |   |
| 2.2 DCi (66 kW) Eng. G9T722        |    | 02-   |     | •   |   | +ABS, Ch B000462-                       | <b>13-0313</b>       |                |    |    | 26   | 86    | 138   |      |    |    |       |      |     |   |
|                                    |   | 02-   |     | •   |   | +ABS, Ch -B000461                       | <b>13-0485</b>       |                |    |    | 26   | 86    | 138   |      |    |    |       |      |     |   |
|                                    |  | 02-   |     | •   |   | +ABS, Ch B000462-                       | <b>15-1453</b>       | 51             | 28 | 36 | 64,5 | 96,5  | 58    |      |    |    |       |      | 11  | 2 |
|                                    |   | 02-   |     | •   |   | +ABS, Ch -B000461                       | <b>15-1713</b>       | 51             | 28 | 36 | 64,5 | 96,5  | 58    |      |    |    |       |      | 11  | 2 |
| 2.5 DCi (107 kW) Eng. G9U632       |  | 06-10   |     | •   |   | +ABS, Ch -B000461, Self-locking nut     | <b>13-0484</b>       |                |    |    | 26   | 86    | 138   |      |    |    |       |      |     |   |
|                                    |   | 06-10   |     | •   |   | +ABS, Ch B000462-, Not Self-locking nut | <b>13-0486</b>       |                |    |    | 26   | 86    | 138   |      |    |    |       |      |     |   |
|                                    |  | 06-10   |     | •   |   | +ABS, Ch -B000461, Self-locking nut     | <b>15-1712</b>       | 51             | 28 | 36 | 64,5 | 101,9 | 57,1  |      |    |    |       |      | 11  | 2 |
|                                    |   | 06-10   |     | •   |   | +ABS, Ch B000462-, Not Self-locking nut | <b>15-1714</b>       | 51             | 28 | 36 | 64,5 | 101,9 | 57,1  |      |    |    |       |      | 11  | 2 |
| 2.5 DCi (73 kW) Eng. G9U754        |  | 03-   |     | •   |   | +ABS, Ch B000462-                       | <b>13-0313</b>       |                |    |    | 26   | 86    | 138   |      |    |    |       |      |     |   |
|                                    |   | 03-   |     | •   |   | +ABS, Ch -B000461                       | <b>13-0485</b>       |                |    |    | 26   | 86    | 138   |      |    |    |       |      |     |   |
|                                    |  | 03-   |     | •   |   | +ABS, Ch B000462-                       | <b>15-1453</b>       | 51             | 28 | 36 | 64,5 | 96,5  | 58    |      |    |    |       |      | 11  | 2 |
|                                    |   | 03-   |     | •   |   | +ABS, Ch -B000461                       | <b>15-1713</b>       | 51             | 28 | 36 | 64,5 | 96,5  | 58    |      |    |    |       |      | 11  | 2 |
|                                    |  | 01-10   | R   |   |   |   | +ABS, M/T, G.Box:PK5 | <b>17-0862</b> | 51 | 28 | 39   |       | 101,5 | 84   | 34 | 96 | 431,8 | 1142 | s4  |   |
|                                    |   | 03-   | L   |   |   |   | +ABS, M/T, G.Box:PK5 | <b>17-0861</b> | 51 | 28 |      |       | 101,5 |      | 37 | 96 |       | 664  | s10 |   |

































| Interstar (X70) '02-        |   |    | L/R |  |  | NOTE                                    | METELLI ref.         | ABS     | A  | B  | C    | D     | E     | F    | H     | I    | L     | M    | Fig |   |
|-----------------------------|---|---|-----|---|--|---|----------------------|---------|----|----|------|-------|-------|------|-------|------|-------|------|-----|---|
| 2.5 DCi (74 kW) Eng. G9U650 |    | 06-10   |     | ●   |  | +ABS, Ch -B000461, Self-locking nut     | 13-0484              |         |    |    | 26   | 86    | 138   |      |       |      |       |      |     |   |
|                             |   | 06-10   |     | ●   |  | +ABS, Ch B000462-, Not Self-locking nut | 13-0486              |         |    |    | 26   | 86    | 138   |      |       |      |       |      |     |   |
|                             |    | 06-10   |     | ●   |  | +ABS, Ch -B000461, Self-locking nut     | 15-1712              | 51      | 28 | 36 | 64,5 | 101,9 | 57,1  |      |       |      |       |      | 11  | 2 |
|                             |   | 06-10   |     | ●   |  | +ABS, Ch B000462-, Not Self-locking nut | 15-1714              | 51      | 28 | 36 | 64,5 | 101,9 | 57,1  |      |       |      |       |      | 11  | 2 |
| 2.5 DCi (84 kW) Eng. G9U720 |    | 02-   |     | ●   |  | +ABS, Ch B000462-                       | 13-0313              |         |    |    | 26   | 86    | 138   |      |       |      |       |      |     |   |
|                             |   | 02-   |     | ●   |  | +ABS, Ch -B000461                       | 13-0485              |         |    |    | 26   | 86    | 138   |      |       |      |       |      |     |   |
|                             |    | 02-   |     | ●   |  | +ABS, Ch B000462-                       | 15-1453              | 51      | 28 | 36 | 64,5 | 96,5  | 58    |      |       |      |       |      | 11  | 2 |
|                             |   | 02-   |     | ●   |  | +ABS, Ch -B000461                       | 15-1713              | 51      | 28 | 36 | 64,5 | 96,5  | 58    |      |       |      |       |      | 11  | 2 |
|                             |    | 02-   | L   |   |  |   | +ABS, M/T, G.Box:PK5 | 17-0861 | 51 | 28 |      |       | 101,5 |      | 37    | 96   |       | 664  | s10 |   |
|                             |   | 02-   | R   |   |  |   | +ABS, M/T, G.Box:PK5 | 17-0862 | 51 | 28 | 39   |       | 101,5 | 84   | 34    | 96   | 431,8 | 1142 | s4  |   |
| 2.5 DCi (88 kW) Eng. G9U632 |    | 06-   |     | ●   |  | +ABS, Ch B000462-, G.Box:PF6            | 13-0313              |         |    |    | 26   | 86    | 138   |      |       |      |       |      |     |   |
|                             |   | 06-10   |     | ●   |  | +ABS, Ch -B000461, Self-locking nut     | 13-0484              |         |    |    | 26   | 86    | 138   |      |       |      |       |      |     |   |
|                             |   | 06-10   |     | ●   |  | +ABS, Ch B000462-, Not Self-locking nut | 13-0486              |         |    |    | 26   | 86    | 138   |      |       |      |       |      |     |   |
|                             |    | 06-   |     | ●   |  | +ABS, Ch B000462-, G.Box:PF6            | 15-1453              | 51      | 28 | 36 | 64,5 | 96,5  | 58    |      |       |      |       |      | 11  | 2 |
|                             |   | 06-10   |     | ●   |  | +ABS, Ch -B000461, Self-locking nut     | 15-1712              | 51      | 28 | 36 | 64,5 | 101,9 | 57,1  |      |       |      |       |      | 11  | 2 |
|                             |   | 06-10   |     | ●   |  | +ABS, Ch B000462-, Not Self-locking nut | 15-1714              | 51      | 28 | 36 | 64,5 | 101,9 | 57,1  |      |       |      |       |      | 11  | 2 |
|                             |    | 06-   | L   |   |  |   | +ABS, M/T, G.Box:PF6 | 17-1037 | 51 | 28 |      | 39    | 101,5 | -    | -     | 96   | 74    | 701  |     |   |
|                             |   | 8/06-   | R   |   |  |   | +ABS, M/T, G.Box:PF6 | 17-1067 | 51 | 28 |      | 39    | 101,5 | -    | -     | 96   | 428   | 1116 |     |   |
| Kubistar (X76) '03-         |   |    | L/R |  |  | NOTE                                    | METELLI ref.         | ABS     | A  | B  | C    | D     | E     | F    | H     | I    | L     | M    | Fig |   |
| 1.2 (44 kW) Eng. D7F726     |    | 03-   |     | ●   |  | +ABS                                    | 13-0260              |         |    |    | 20   | 78    | 103   |      |       |      |       |      |     |   |
|                             |   |   | 03- |   | ●  |   | +ABS                 | 15-1378 | 26 | 21 | 30   | 52,2  | 84    | 51   |       |      |       |      | 11  | 2 |
|                             |  | 03-   | L   |   |  |   | +ABS, M/T            | 17-0786 | 44 | 21 |      |       | 84    |      | 29,94 | 85,3 |       | 630  | s7  |   |
|                             |   | 03-   | R   |   |  |   | +ABS, M/T            | 17-0787 | 44 | 21 | 23   |       | 84    | 80   |       | 85,3 | 40    | 725  | s8  |   |
| 1.2 16v (55 kW) Eng. D4F712 |  | 06-   |     | ●   |  | +ABS                                    | 13-0372              |         |    |    | 22   | 76    | 113   |      |       |      |       |      |     |   |
|                             |   |  | 06- |   | ●  |   | +ABS                 | 15-1542 | 44 | 23 | 30   | 57,3  | 85    | 50,8 |       |      |       |      | 11  | 2 |
|                             |  | 06-   | L   |   |  |   | +ABS, M/T            | 17-0786 | 44 | 21 |      |       | 84    |      | 29,94 | 85,3 |       | 630  | s7  |   |
|                             |   | 06-   | R   |   |  |   | +ABS, M/T            | 17-0787 | 44 | 21 | 23   |       | 84    | 80   |       | 85,3 | 40    | 725  | s8  |   |
| 1.2 16v (55 kW) Eng. D4F730 |  | 05-   |     | ●   |  | +ABS                                    | 13-0372              |         |    |    | 22   | 76    | 113   |      |       |      |       |      |     |   |
|                             |   |  | 05- |   | ●  |   | +ABS                 | 15-1542 | 44 | 23 | 30   | 57,3  | 85    | 50,8 |       |      |       |      | 11  | 2 |
|                             |  | 05-   | L   |   |  |   | +ABS, M/T            | 17-0786 | 44 | 21 |      |       | 84    |      | 29,94 | 85,3 |       | 630  | s7  |   |
|                             |   | 05-   | R   |   |  |   | +ABS, M/T            | 17-0787 | 44 | 21 | 23   |       | 84    | 80   |       | 85,3 | 40    | 725  | s8  |   |








| <b>Kubistar (X76) '03-</b>       |   |    | L/R |    |    | NOTE      | METELLI ref. | ABS     | A  | B  | C    | D    | E    | F     | H     | I    | L    | M    | Fig |  |  |
|----------------------------------|---|---|-----|---|--|-----------|--------------|---------|----|----|------|------|------|-------|-------|------|------|------|-----|--|--|
| 1.5 DCi (42 kW) Eng. K9K         |    | 03-   |     | ●   |  | +ABS      | 13-0372      |         |    |    | 22   | 76   | 113  |       |       |      |      |      |     |  |  |
|                                  |    | 03-   |     | ●   |  | +ABS      | 15-1542      | 44      | 23 | 30 | 57,3 | 85   | 50,8 |       |       |      |      | 11   | 2   |  |  |
|                                  |    | 03-   | L   |   |  |           | +ABS, M/T    | 17-0786 | 44 | 21 |      |      | 84   |       | 29,94 | 85,3 |      | 630  | s7  |  |  |
|                                  |   | 03-   | R   |   |  |           | +ABS, M/T    | 17-0787 | 44 | 21 | 23   |      | 84   | 80    |       | 85,3 | 40   | 725  | s8  |  |  |
| 1.5 DCi (45 kW) Eng. K9K710/ 714 |    | 05-   |     | ●   |  | +ABS      | 13-0372      |         |    |    | 22   | 76   | 113  |       |       |      |      |      |     |  |  |
|                                  |    | 05-   |     | ●   |  | +ABS      | 15-1542      | 44      | 23 | 30 | 57,3 | 85   | 50,8 |       |       |      |      | 11   | 2   |  |  |
|                                  |    | 05-   | L   |   |  |           | +ABS, M/T    | 17-0786 | 44 | 21 |      |      | 84   |       | 29,94 | 85,3 |      | 630  | s7  |  |  |
|                                  |   | 05-   | R   |   |  |           | +ABS, M/T    | 17-0787 | 44 | 21 | 23   |      | 84   | 80    |       | 85,3 | 40   | 725  | s8  |  |  |
| 1.5 DCi (48 kW) Eng. K9K704      |    | 03-   |     | ●   |  | +ABS      | 13-0372      |         |    |    | 22   | 76   | 113  |       |       |      |      |      |     |  |  |
|                                  |    | 03-   |     | ●   |  | +ABS      | 15-1542      | 44      | 23 | 30 | 57,3 | 85   | 50,8 |       |       |      |      | 11   | 2   |  |  |
|                                  |    | 03-   | L   |   |  |           | +ABS, M/T    | 17-0786 | 44 | 21 |      |      | 84   |       | 29,94 | 85,3 |      | 630  | s7  |  |  |
|                                  |   | 03-   | R   |   |  |           | +ABS, M/T    | 17-0787 | 44 | 21 | 23   |      | 84   | 80    |       | 85,3 | 40   | 725  | s8  |  |  |
| 1.5 DCi (50 kW) Eng. K9K700      |    | 06-   |     | ●   |  | +ABS      | 13-0372      |         |    |    | 22   | 76   | 113  |       |       |      |      |      |     |  |  |
|                                  |    | 06-   |     | ●   |  | +ABS      | 15-1542      | 44      | 23 | 30 | 57,3 | 85   | 50,8 |       |       |      |      | 11   | 2   |  |  |
| 1.5 DCi (60 kW) Eng. K9K710/ 722 |    | 03-   |     | ●   |  | +ABS      | 13-0372      |         |    |    | 22   | 76   | 113  |       |       |      |      |      |     |  |  |
|                                  |    | 03-   |     | ●   |  | +ABS      | 15-1542      | 44      | 23 | 30 | 57,3 | 85   | 50,8 |       |       |      |      | 11   | 2   |  |  |
|                                  |    | 03-   | L   |   |  |           | +ABS, M/T    | 17-0865 | 44 | 23 |      |      | 83,6 |       | 30    | 86   |      | 630  | s7  |  |  |
|                                  |   | 03-   | R   |   |  |           | +ABS, M/T    | 17-0866 | 44 | 23 | 23   |      | 83,6 | 78,5  |       | 86   | 40,2 | 721  | s8  |  |  |
| 1.5 DCi (62 kW) Eng. K9K718      |   | 06-   |     | ●   |  | +ABS      | 13-0372      |         |    |    | 22   | 76   | 113  |       |       |      |      |      |     |  |  |
|                                  |  | 06-   |     | ●   |  | +ABS      | 15-1542      | 44      | 23 | 30 | 57,3 | 85   | 50,8 |       |       |      |      | 11   | 2   |  |  |
| 1.6 16v (70 kW) Eng. K4M752      |  | 03-   | L   |   |  | +ABS, M/T | 17-0786      | 44      | 21 |    |      | 84   |      | 29,94 | 85,3  |      | 630  | s7   |     |  |  |
|                                  |   | 03-   | R   |   |  | +ABS, M/T | 17-0787      | 44      | 21 | 23 |      | 84   | 80   |       | 85,3  | 40   | 725  | s8   |     |  |  |
| <b>Primastar (X83) '01-</b>      |   |  | L/R |  |  | NOTE      | METELLI ref. | ABS     | A  | B  | C    | D    | E    | F     | H     | I    | L    | M    | Fig |  |  |
| 1.9 DCi (60 kW) Eng. F9Q760      |  | 01-   |     | ●   |  |           | 13-0377      |         |    |    | 26   | 86   | 138  |       |       |      |      |      |     |  |  |
|                                  |  | 01-   |     | ●   |  |           | 15-1549      |         | 27 | 26 | 56,5 | 91,6 | 59,6 |       |       |      |      | 3    | 1   |  |  |
| 1.9 DCi (74 kW) Eng. F9Q762      |  | 01-   |     | ●   |  |           | 13-0377      |         |    |    | 26   | 86   | 138  |       |       |      |      |      |     |  |  |
|                                  |  | 01-   |     | ●   |  |           | 15-1549      |         | 27 | 26 | 56,5 | 91,6 | 59,6 |       |       |      |      | 3    | 1   |  |  |
| 2.0 (86 kW) Eng. F4R720/ 722     |  | 01-   |     | ●   |  |           | 13-0377      |         |    |    | 26   | 86   | 138  |       |       |      |      |      |     |  |  |
|                                  |  | 01-   |     | ●   |  |           | 15-1549      |         | 27 | 26 | 56,5 | 91,6 | 59,6 |       |       |      |      | 3    | 1   |  |  |
| 2.5 DCi (99 kW) Eng. G9U730      |  | 03-   | L   |   |  | M/T       | 17-0850      |         | 27 |    |      | 102  |      | 37    | 93    |      | 636  | s7   |     |  |  |
|                                  |   | 03-   | R   |   |  | M/T       | 17-0851      |         | 27 | 39 |      |      | 102  | 89    |       | 93   | 409  | 1058 | s4  |  |  |

| Sunny III (Y10) Van '90- |   |  | L/R |  |  | NOTE      | METELLI ref. | ABS | A  | B  | C  | D  | E  | F | H | I | L | M | Fig |   |
|--------------------------|---|---|-----|---|--|-----------|--------------|-----|----|----|----|----|----|---|---|---|---|---|-----|---|
| 1.7 D (40 kW) Eng. CD17  |  | 90-   |     | •   |  | +ABS, FWD | 13-0201      |     |    |    | 22 | 86 | 91 |   |   |   |   |   |     |   |
|                          |  | 90-   |     | •   |  | +ABS, FWD | 15-1275      | 42  | 25 | 23 | 55 | 90 | 56 |   |   |   |   |   | 5   | 2 |


































## OLDSMOBILE


































| Ciera - Cutlass               |   |    | L/R |    |    | NOTE               | METELLI ref. | ABS | A  | B  | C    | D  | E  | F | H | I | L | M | Fig |   |
|-------------------------------|---|---|-----|---|--|--------------------|--------------|-----|----|----|------|----|----|---|---|---|---|---|-----|---|
| All models                    |    | 84-93   |     | •   |  |                    | 15-1235      |     | 27 | 32 | 61,5 | 93 | 65 |   |   |   |   |   | 5   | 3 |
| Cutlass Supreme I '64-'88     |   |    | L/R |    |    | NOTE               | METELLI ref. | ABS | A  | B  | C    | D  | E  | F | H | I | L | M | Fig |   |
| All models                    |    | 91-93   |     | •   |  | Incl. Mexico       | 15-1355      |     | 27 | 32 | 61,2 | 90 | 63 |   |   |   |   |   | 5   | 2 |
| Cutlass Supreme II '88-       |   |    | L/R |    |    | NOTE               | METELLI ref. | ABS | A  | B  | C    | D  | E  | F | H | I | L | M | Fig |   |
| 2.8 V6 (97 kW)                |    | 91-93   |     | •   |  | -ABS, Incl. Mexico | 15-1355      |     | 27 | 32 | 61,2 | 90 | 63 |   |   |   |   |   | 5   | 2 |
| 3.1 V6 (101 kW)               |    | 91-93   |     | •   |  | -ABS, Incl. Mexico | 15-1355      |     | 27 | 32 | 61,2 | 90 | 63 |   |   |   |   |   | 5   | 2 |
| 3.4 V6 (149 kW) Eng. 6V<XMPI> |    | 91-93   |     | •   |  | -ABS, Incl. Mexico | 15-1355      |     | 27 | 32 | 61,2 | 90 | 63 |   |   |   |   |   | 5   | 2 |
| Eurosport '91-'93             |   |    | L/R |    |    | NOTE               | METELLI ref. | ABS | A  | B  | C    | D  | E  | F | H | I | L | M | Fig |   |
| All models                    |    | 91-93   |     | •   |  | Incl. Mexico       | 15-1355      |     | 27 | 32 | 61,2 | 90 | 63 |   |   |   |   |   | 5   | 2 |
| Ninety Eight '85-             |   |    | L/R |    |    | NOTE               | METELLI ref. | ABS | A  | B  | C    | D  | E  | F | H | I | L | M | Fig |   |
| All models I Design           |    | 1/85-12/85  |     | •   |  |                    | 15-1235      |     | 27 | 32 | 61,5 | 93 | 65 |   |   |   |   |   | 5   | 3 |
| Silhouette Van                |   |   | L/R |   |   | NOTE               | METELLI ref. | ABS | A  | B  | C    | D  | E  | F | H | I | L | M | Fig |   |
| All models                    |  | 90-91   |     | •   |  |                    | 15-1235      |     | 27 | 32 | 61,5 | 93 | 65 |   |   |   |   |   | 5   | 3 |
| Toronado - Trofeo             |   |  | L/R |  |  | NOTE               | METELLI ref. | ABS | A  | B  | C    | D  | E  | F | H | I | L | M | Fig |   |
| All models                    |  | 86-88   |     | •   |  |                    | 15-1235      |     | 27 | 32 | 61,5 | 93 | 65 |   |   |   |   |   | 5   | 3 |

























## OPEL

| Agila A '00-'07             |   |  | L/R |  |  | NOTE | METELLI ref. | ABS | A  | B  | C  | D    | E   | F | H | I | L | M | Fig |   |
|-----------------------------|---|---|-----|---|--|------|--------------|-----|----|----|----|------|-----|---|---|---|---|---|-----|---|
| 1.0 12v (43 kW) Eng. Z10XE  |  | 9/00-   |     | •   |  | +ABS | 13-0270      |     |    |    | 20 | 68   | 100 |   |   |   |   |   |     |   |
|                             |  | 9/00-   |     | •   |  | +ABS | 15-1394      | 43  | 23 | 20 | 49 | 72,3 | 53  |   |   |   |   |   | 3   | 1 |
| 1.0 12v (44 kW) Eng. Z10XEP |  | 03-   |     | •   |  |      | 13-0270      |     |    |    | 20 | 68   | 100 |   |   |   |   |   |     |   |
|                             |  | 03-   |     | •   |  |      | 15-1394      | 43  | 23 | 20 | 49 | 72,3 | 53  |   |   |   |   |   | 3   | 1 |






























| Ascona C / Cavalier II '81-'88       |    | L/R        |  |  | NOTE                    | METELLI ref. | ABS | A  | B  | C     | D  | E  | F | H | I | L | M  | Fig |  |
|--------------------------------------|---|------------|---|---|-------------------------|--------------|-----|----|----|-------|----|----|---|---|---|---|----|-----|--|
| 1.3 (44 kW) Eng. 13N                 |    | 81-86      | •   |   | M/T, Ch C000091-D999999 | 13-0008      |     |    |    | 19    | 75 | 82 |   |   |   |   |    |     |  |
|                                      |    | 81-86      |   | •   | M/T, Ch C000091-D999999 | 14-0010      |     |    |    | 19    | 55 | 98 |   |   |   |   |    |     |  |
|                                      |    | 81-86      | •   |   | M/T, Ch C000091-D999999 | 15-1007      |     | 22 | 22 | 52    | 81 | 57 |   |   |   |   | 11 | 3   |  |
|                                      |    | 81-86      |   | •   | M/T, Ch C000091-D999999 | 16-1008      |     | 22 | 22 | 34,9  | 84 |    |   |   |   |   |    |     |  |
| 1.3 (55 kW) Eng. 13S                 |    | 9/81-10/88 | •   |   | M/T, Ch C000091-D999999 | 13-0008      |     |    |    | 19    | 75 | 82 |   |   |   |   |    |     |  |
|                                      |    | 9/81-10/88 |   | •   | M/T, Ch C000091-D999999 | 14-0010      |     |    |    | 19    | 55 | 98 |   |   |   |   |    |     |  |
|                                      |    | 9/81-10/88 | •   |   | M/T, Ch C000091-D999999 | 15-1007      |     | 22 | 22 | 52    | 81 | 57 |   |   |   |   | 11 | 3   |  |
|                                      |    | 9/81-10/88 |   | •   | M/T, Ch C000091-D999999 | 16-1008      |     | 22 | 22 | 34,9  | 84 |    |   |   |   |   |    |     |  |
| 1.6 (55 kW) Eng. 16N/ NZ             |    | 86-88      | •   |   | M/T, Ch C000091-D999999 | 13-0008      |     |    |    | 19    | 75 | 82 |   |   |   |   |    |     |  |
|                                      |    | 86-88      |   | •   | M/T, Ch C000091-D999999 | 14-0010      |     |    |    | 19    | 55 | 98 |   |   |   |   |    |     |  |
|                                      |    | 86-88      | •   |   | M/T, Ch C000091-D999999 | 15-1007      |     | 22 | 22 | 52    | 81 | 57 |   |   |   |   | 11 | 3   |  |
|                                      |    | 86-88      |   | •   | M/T, Ch C000091-D999999 | 16-1008      |     | 22 | 22 | 34,9  | 84 |    |   |   |   |   |    |     |  |
| 1.6 (60 kW) Eng. 16SV                |    | 86-88      | •   |   | M/T, Ch C000091-D999999 | 13-0008      |     |    |    | 19    | 75 | 82 |   |   |   |   |    |     |  |
|                                      |    | 86-88      |   | •   | M/T, Ch C000091-D999999 | 14-0010      |     |    |    | 19    | 55 | 98 |   |   |   |   |    |     |  |
|                                      |    | 86-88      | •   |   | M/T, Ch C000091-D999999 | 15-1007      |     | 22 | 22 | 52    | 81 | 57 |   |   |   |   | 11 | 3   |  |
|                                      |    | 86-88      |   | •   | M/T, Ch C000091-D999999 | 16-1008      |     | 22 | 22 | 34,9  | 84 |    |   |   |   |   |    |     |  |
| 1.6 (66 kW) Eng. 16SH                |    | 8/81-86    | •   |   | M/T, Ch C000001-E137385 | 13-0011      |     |    |    | 22    | 83 | 79 |   |   |   |   |    |     |  |
|                                      |    | 8/81-86    | •   |   | M/T, Ch C000001-E137385 | 15-1008      |     | 33 | 25 | 52,35 | 90 | 59 |   |   |   |   | 5  | 3   |  |
| 1.6 D (40 kW) Eng. 16D/ 16DA         |    | 82-88      | •   |   | Ch C000091-D999999      | 13-0011      |     |    |    | 22    | 83 | 79 |   |   |   |   |    |     |  |
|                                      |   | 82-88      |   | •   | Ch C000091-D999999      | 14-0008      |     |    |    | 19    | 55 | 98 |   |   |   |   |    |     |  |
|                                      |  | 82-88      | •   |   | Ch C000091-D999999      | 15-1008      |     | 33 | 25 | 52,35 | 90 | 59 |   |   |   |   | 5  | 3   |  |
|                                      |  | 82-88      |   | •   | Ch C000091-D999999      | 16-1006      |     | 34 | 22 | 34,9  | 84 |    |   |   |   |   |    |     |  |
| 1.6 i, Kat (55 kW) Eng. C16LZ/ E16NZ |  | 86-88      | •   |   | M/T, Ch C000091-D999999 | 13-0008      |     |    |    | 19    | 75 | 82 |   |   |   |   |    |     |  |
|                                      |  | 86-88      |   | •   | M/T, Ch C000091-D999999 | 14-0010      |     |    |    | 19    | 55 | 98 |   |   |   |   |    |     |  |
|                                      |  | 86-88      | •   |   | M/T, Ch C000091-D999999 | 15-1007      |     | 22 | 22 | 52    | 81 | 57 |   |   |   |   | 11 | 3   |  |
|                                      |  | 86-88      |   | •   | M/T, Ch C000091-D999999 | 16-1008      |     | 22 | 22 | 34,9  | 84 |    |   |   |   |   |    |     |  |
| 1.8 (62 kW) Eng. E18NV               |  | 87-88      | •   |   | M/T, Ch D000001-J999999 | 13-0011      |     |    |    | 22    | 83 | 79 |   |   |   |   |    |     |  |
|                                      |  | 87-88      | •   |   | M/T, Ch D000001-J999999 | 15-1008      |     | 33 | 25 | 52,35 | 90 | 59 |   |   |   |   | 5  | 3   |  |
| 1.8 (85 kW) Eng. 18E                 |  | 8/82-86    | •   |   | M/T, Ch D000001-J999999 | 13-0011      |     |    |    | 22    | 83 | 79 |   |   |   |   |    |     |  |
|                                      |  | 8/82-86    | •   |   | M/T, Ch D000001-J999999 | 15-1008      |     | 33 | 25 | 52,35 | 90 | 59 |   |   |   |   | 5  | 3   |  |
















| <b>Ascona C / Cavalier II '81-'88</b> |   |    | L/R |    |    | NOTE                    | METELLI ref. | ABS | A  | B  | C     | D  | E   | F    | H | I | L | M  | Fig |   |
|---------------------------------------|---|---|-----|---|---|-------------------------|--------------|-----|----|----|-------|----|-----|------|---|---|---|----|-----|---|
| 1.8 i (74 kW) Eng. C18NE/ S18NV       |    | -86   |     | •   |   | M/T, Ch D000001-J999999 | 13-0011      |     |    |    | 22    | 83 | 79  |      |   |   |   |    |     |   |
|                                       |    | -86   |     | •   |   | M/T, Ch D000001-J999999 | 15-1008      |     | 33 | 25 | 52,35 | 90 | 59  |      |   |   |   | 5  | 3   |   |
| 2.0 i GT (95 kW) Eng. 20SEH           |    | 87-88   |     | •   |   | Ch D000001-J999999      | 13-0011      |     |    |    | 22    | 83 | 79  |      |   |   |   |    |     |   |
|                                       |    | 87-88   |     | •   |   | Ch D000001-J999999      | 15-1008      |     | 33 | 25 | 52,35 | 90 | 59  |      |   |   |   | 5  | 3   |   |
| <b>Astra D, SW '79-'91</b>            |   |    | L/R |    |    | NOTE                    | METELLI ref. | ABS | A  | B  | C     | D  | E   | F    | H | I | L | M  | Fig |   |
| 1.2 (40-44 kW) Eng. 12S               |    | 82-84   |     | •   |   | Ch C000091-D999999      | 13-0008      |     |    |    | 19    | 75 | 82  |      |   |   |   |    |     |   |
|                                       |    | 82-84   |     | •   |   | Ch -D999999             | 14-0010      |     |    |    | 19    | 55 | 98  |      |   |   |   |    |     |   |
|                                       |    | 82-84   |     | •   |   | Ch C000091-D999999      | 15-1007      |     | 22 | 22 | 52    | 81 | 57  |      |   |   |   | 11 | 3   |   |
|                                       |    | 82-84   |     | •   |   | Ch -D999999             | 16-1008      |     | 22 | 22 | 34,9  | 84 |     |      |   |   |   |    |     |   |
| 1.3 (55 kW) Eng. 13S                  |    | -84   |     | •   |   | Ch C000091-D999999      | 13-0008      |     |    |    | 19    | 75 | 82  |      |   |   |   |    |     |   |
|                                       |    | -84   |     | •   |   | Ch -D999999             | 14-0010      |     |    |    | 19    | 55 | 98  |      |   |   |   |    |     |   |
|                                       |    | -84   |     | •   |   | Ch C000091-D999999      | 15-1007      |     | 22 | 22 | 52    | 81 | 57  |      |   |   |   | 11 | 3   |   |
|                                       |    | -84   |     | •   |   | Ch -D999999             | 16-1008      |     | 22 | 22 | 34,9  | 84 |     |      |   |   |   |    |     |   |
| 1.6 (66 kW) Eng. 16SH                 |    | 81-86   |     | •   |   |                         | 13-0011      |     |    |    | 22    | 83 | 79  |      |   |   |   |    |     |   |
|                                       |    | 81-86   |     | •   |   |                         | 14-0008      |     |    |    | 19    | 55 | 98  |      |   |   |   |    |     |   |
|                                       |    | 81-86   |     | •   |   |                         | 15-1008      |     | 33 | 25 | 52,35 | 90 | 59  |      |   |   |   | 5  | 3   |   |
|                                       |    | 81-86   |     | •   |   |                         | 16-1006      |     | 34 | 22 | 34,9  | 84 |     |      |   |   |   |    |     |   |
| 1.6 D (40 kW) Eng. 16DA               |   | -7/84   |     | •   |   | Ch C000001-D999999      | 13-0011      |     |    |    | 22    | 83 | 79  |      |   |   |   |    |     |   |
|                                       |  | -7/84   |     | •   |   | Ch C000001-D999999      | 15-1008      |     | 33 | 25 | 52,35 | 90 | 59  |      |   |   |   | 5  | 3   |   |
| 1.8 GTE (82-85 kW) Eng. 18E/ 18SE     |  | 8/81-7/84   |     | •   |   | Ch C000001-D999999      | 13-0011      |     |    |    | 22    | 83 | 79  |      |   |   |   |    |     |   |
|                                       |  | 8/81-7/84   |     | •   |   | Ch C000001-D999999      | 15-1008      |     | 33 | 25 | 52,35 | 90 | 59  |      |   |   |   | 5  | 3   |   |
| <b>Astra F Classic, SW '98-'04</b>    |   |  | L/R |  |  | NOTE                    | METELLI ref. | ABS | A  | B  | C     | D  | E   | F    | H | I | L | M  | Fig |   |
| 1.4 i (44 kW) Eng. X14NZ/ C/ SZ       |  | 98-04   |     | •   |   | +ABS, Ch -P2732833      | 13-0008      |     |    |    | 19    | 75 | 82  |      |   |   |   |    |     |   |
|                                       |   | 98-04   |     | •   |   | +ABS, Ch -P273284       | 13-0009      |     |    |    | 22    | 76 | 113 |      |   |   |   |    |     |   |
|                                       |   | 98-04   |     | •   |   | -ABS, Ch -P8208330      | 13-0028      |     |    |    | 23    | 78 | 110 |      |   |   |   |    |     |   |
|                                       |  | 98-04   |     | •   |   | +ABS, Ch -P2732833      | 15-1056      |     | 29 | 22 | 22    | 52 | 81  | 57   |   |   |   |    | 11  | 3 |
|                                       |   | 98-04   |     | •   |   | +ABS, Ch -P273284       | 15-1118      |     | 29 | 22 | 22    | 52 | 81  | 58,5 |   |   |   |    | 9   | 3 |
|                                       |   | 98-04   |     | •   |   | -ABS, Ch -P8208330      | 15-1029      |     |    | 22 | 28    | 52 | 81  | 58   |   |   |   |    | 11  | 3 |
| 1.4 i (66 kW) Eng. X14XE              |  | 98-00   |     | •   |   | +ABS                    | 13-0009      |     |    |    | 22    | 76 | 113 |      |   |   |   |    |     |   |
|                                       |  | 98-00   |     | •   |   | +ABS                    | 15-1118      |     | 29 | 22 | 22    | 52 | 81  | 58,5 |   |   |   | 9  | 3   |   |

| Astra F Classic, SW '98-'04          |   |  | L/R |  |  | NOTE               | METELLI ref.        | ABS     | A  | B  | C    | D  | E    | F  | H | I  | L  | M   | Fig |   |  |
|--------------------------------------|---|---|-----|---|--|--------------------|---------------------|---------|----|----|------|----|------|----|---|----|----|-----|-----|---|--|
| 1.6 i 16v (55 kW) Eng. X16SZR        |    | 98-04   |     | ●   |  | +ABS               | 13-0012             |         |    |    | 25   | 90 | 107  |    |   |    |    |     |     |   |  |
|                                      |    | 98-04   |     | ●   |  | +ABS               | 15-1289A            | 29      | 33 | 25 | 52   | 90 | 56   |    |   |    |    | 8   | 3   |   |  |
| 1.7TD (50 kW) Eng. X17DTL            |    | 98-00   |     | ●   |  | +ABS, Ch -P8202125 | 13-0011             |         |    |    | 22   | 83 | 79   |    |   |    |    |     |     |   |  |
|                                      |   | 98-00   |     | ●   |  | +ABS, Ch P8202126- | 13-0009             |         |    |    | 22   | 76 | 113  |    |   |    |    |     |     |   |  |
|                                      |    | 98-00   |     | ●   |  | +ABS, Ch -P8202125 | 15-1051             | 29      | 33 | 25 | 52   | 90 | 61   |    |   |    |    |     | 5   | 3 |  |
|                                      |   | 98-00   |     | ●   |  | +ABS, Ch P8202126- | 15-1118             | 29      | 22 | 22 | 52   | 81 | 58,5 |    |   |    |    |     | 9   | 3 |  |
| 1.8i (85 kW) Eng. X18XE1             |    | 98-00   |     | ●   |  | +ABS               | 13-0012             |         |    |    | 25   | 90 | 107  |    |   |    |    |     |     |   |  |
|                                      |    | 98-00   |     | ●   |  | +ABS               | 15-1289A            | 29      | 33 | 25 | 52   | 90 | 56   |    |   |    |    | 8   | 3   |   |  |
| 2.0 i (100 kW) Eng. X20XEV           |    | 98-00   |     | ●   |  | +ABS, Ch -P8202125 | 13-0011             |         |    |    | 22   | 83 | 79   |    |   |    |    |     |     |   |  |
|                                      |   | 98-00   |     | ●   |  | +ABS, Ch P8202126- | 13-0009             |         |    |    | 22   | 76 | 113  |    |   |    |    |     |     |   |  |
|                                      |    | 98-00   |     | ●   |  | +ABS, Ch -P8202125 | 15-1051             | 29      | 33 | 25 | 52   | 90 | 61   |    |   |    |    |     | 5   | 3 |  |
|                                      |   | 98-00   |     | ●   |  | +ABS, Ch P8202126- | 15-1118             | 29      | 22 | 22 | 52   | 81 | 58,5 |    |   |    |    |     | 9   | 3 |  |
| Astra F, SW '91-'98                  |   |  | L/R |  |  | NOTE               | METELLI ref.        | ABS     | A  | B  | C    | D  | E    | F  | H | I  | L  | M   | Fig |   |  |
| 1.4 i (44 kW) Eng. C14NZ             |    | 1/94-9/98   |     | ●   |  | +ABS               | 13-0009             |         |    |    | 22   | 76 | 113  |    |   |    |    |     |     |   |  |
|                                      |   | 8/91-12/93  |     | ●   |  | +ABS, Ch N500001-  | 13-0008             |         |    |    | 19   | 75 | 82   |    |   |    |    |     |     |   |  |
|                                      |    | 91-98   |     | ●   |  | Ch N500001-        | 14-0010             |         |    |    | 19   | 55 | 98   |    |   |    |    |     |     |   |  |
|                                      |    | 1/94-9/98   |     | ●   |  | +ABS               | 15-1118             | 29      | 22 | 22 | 52   | 81 | 58,5 |    |   |    |    |     | 9   | 3 |  |
|                                      |   | 8/91-12/93  |     | ●   |  | +ABS, Ch N500001-  | 15-1056             | 29      | 22 | 22 | 52   | 81 | 57   |    |   |    |    |     | 11  | 3 |  |
|                                      |    | 91-98   |     | ●   |  | Ch N500001-        | 16-1008             |         | 22 | 22 | 34,9 | 84 |      |    |   |    |    |     |     |   |  |
|                                      |  | 91-98   | L   |   |  |                    | +ABS                | 17-0275 | 29 | 22 | 22   | 22 | 80   | 85 |   | 94 | 58 | 588 | s9  |   |  |
|                                      |   | 91-98   | L   |   |  |                    | -ABS                | 17-0623 |    | 22 | 22   | 22 | 81   | 85 | - | 94 | 58 | 588 | s9  |   |  |
|                                      |   | 91-98   | R   |   |  |                    | +ABS                | 17-0276 | 29 | 22 | 22   | 22 | 80   | 85 |   | 94 | 58 | 928 | s9  |   |  |
|                                      |   | 91-98   | R   |   |  |                    | -ABS                | 17-0624 |    | 22 | 22   | 22 | 81   | 85 | - | 94 | 58 | 928 | s9  |   |  |
| 1.4 i 16v, Cabrio (66 kW) Eng. X14XE |  | 96-98   |     | ●   |  | +ABS               | 13-0009             |         |    |    | 22   | 76 | 113  |    |   |    |    |     |     |   |  |
|                                      |  | 96-98   |     | ●   |  | +ABS               | 15-1118             | 29      | 22 | 22 | 52   | 81 | 58,5 |    |   |    |    | 9   | 3   |   |  |
|                                      |  | 96-98   | L   |   |  |                    | +ABS, G.Box:F10-F13 | 17-0275 | 29 | 22 | 22   | 22 | 80   | 85 |   | 94 | 58 | 588 | s9  |   |  |
|                                      |   | 96-98   | L   |   |  |                    | -ABS                | 17-0623 |    | 22 | 22   | 22 | 81   | 85 | - | 94 | 58 | 588 | s9  |   |  |
|                                      |   | 96-98   | R   |   |  |                    | +ABS, G.Box:F10-F13 | 17-0276 | 29 | 22 | 22   | 22 | 80   | 85 |   | 94 | 58 | 928 | s9  |   |  |
|                                      |   | 96-98   | R   |   |  |                    | -ABS                | 17-0624 |    | 22 | 22   | 22 | 81   | 85 | - | 94 | 58 | 928 | s9  |   |  |
| 1.4 S (53-55 kW) Eng. 14NV           |  | 91-   |     | ●   |  |                    | 13-0009             |         |    |    | 22   | 76 | 113  |    |   |    |    |     |     |   |  |
|                                      |  | 91-   |     | ●   |  |                    | 15-1118             | 29      | 22 | 22 | 52   | 81 | 58,5 |    |   |    |    | 9   | 3   |   |  |




























































| Astra F, SW '91-'98               |    | L/R       |  |  | NOTE                       | METELLI ref.        | ABS     | A  | B  | C  | D    | E    | F  | H | I  | L  | M   | Fig |   |  |
|-----------------------------------|---|-----------|---|---|----------------------------|---------------------|---------|----|----|----|------|------|----|---|----|----|-----|-----|---|--|
| 1.4 Si, Cabrio (60 kW) Eng. C14SE |    | 1/94-9/98 |   | ●   | +ABS                       | 13-0009             |         |    |    | 22 | 76   | 113  |    |   |    |    |     |     |   |  |
|                                   |   | 92-12/93  |   | ●   | +ABS, Ch N500001-          | 13-0008             |         |    |    | 19 | 75   | 82   |    |   |    |    |     |     |   |  |
|                                   |    | 92-       |   |   | ●                          | Ch N500001-         | 14-0010 |    |    |    | 19   | 55   | 98 |   |    |    |     |     |   |  |
|                                   |   | 1/94-9/98 |   | ●   | +ABS                       | 15-1118             | 29      | 22 | 22 | 52 | 81   | 58,5 |    |   |    |    |     | 9   | 3 |  |
|                                   |    | 92-12/93  |   | ●   | +ABS, Ch N500001-          | 15-1056             | 29      | 22 | 22 | 52 | 81   | 57   |    |   |    |    |     | 11  | 3 |  |
|                                   |   | 92-       |   |   | ●                          | Ch N500001-         | 16-1008 |    | 22 | 22 | 34,9 | 84   |    |   |    |    |     |     |   |  |
|                                   |    | 92-       | L   |   |                            | +ABS                | 17-0275 | 29 | 22 | 22 | 22   | 80   | 85 |   | 94 | 58 | 588 | s9  |   |  |
|                                   |   | 92-       | L   |   |                            | -ABS                | 17-0623 |    | 22 | 22 | 22   | 81   | 85 | - | 94 | 58 | 588 | s9  |   |  |
|                                   |   | 92-       | R   |   |                            | +ABS                | 17-0276 | 29 | 22 | 22 | 22   | 80   | 85 |   | 94 | 58 | 928 | s9  |   |  |
|                                   |   | 92-       | R   |   |                            | -ABS                | 17-0624 |    | 22 | 22 | 22   | 81   | 85 | - | 94 | 58 | 928 | s9  |   |  |
| 1.6 (55 kW) Eng. 16NZR            |    | 95-98     |   | ●   | +ABS, A/T, Exc. Europe     | 13-0221             |         |    |    | 22 | 78   | 94   |    |   |    |    |     |     |   |  |
|                                   |   | 95-98     |   | ●   | +ABS, A/T, Exc. Europe     | 15-1307             | 29      | 22 | 30 | 52 | 82   | 57   |    |   |    |    |     | 11  | 2 |  |
|                                   |    | 95-98     | L   |   |                            | +ABS, G.Box:F10-F13 | 17-0275 | 29 | 22 | 22 | 22   | 80   | 85 |   | 94 | 58 | 588 | s9  |   |  |
|                                   |   | 95-98     | L   |   |                            | -ABS                | 17-0623 |    | 22 | 22 | 22   | 81   | 85 | - | 94 | 58 | 588 | s9  |   |  |
|                                   |   | 95-98     | R   |   |                            | +ABS, G.Box:F10-F13 | 17-0276 | 29 | 22 | 22 | 22   | 80   | 85 |   | 94 | 58 | 928 | s9  |   |  |
|                                   |   | 95-98     | R   |   |                            | -ABS                | 17-0624 |    | 22 | 22 | 22   | 81   | 85 | - | 94 | 58 | 928 | s9  |   |  |
| 1.6 i (55 kW) Eng. 16LZ2          |    | 95-98     |   | ●   | +ABS, A/T, Exc. Europe     | 13-0221             |         |    |    | 22 | 78   | 94   |    |   |    |    |     |     |   |  |
|                                   |   | 95-98     |   | ●   | +ABS, A/T, Exc. Europe     | 15-1307             | 29      | 22 | 30 | 52 | 82   | 57   |    |   |    |    |     | 11  | 2 |  |
|                                   |   | 95-98     | L   |   |                            | +ABS, G.Box:F10-F13 | 17-0275 | 29 | 22 | 22 | 22   | 80   | 85 |   | 94 | 58 | 588 | s9  |   |  |
|                                   |   | 95-98     | L   |   |                            | -ABS                | 17-0623 |    | 22 | 22 | 22   | 81   | 85 | - | 94 | 58 | 588 | s9  |   |  |
|                                   |   | 95-98     | R   |   |                            | +ABS, G.Box:F10-F13 | 17-0276 | 29 | 22 | 22 | 22   | 80   | 85 |   | 94 | 58 | 928 | s9  |   |  |
|                                   |   | 95-98     | R   |   |                            | -ABS                | 17-0624 |    | 22 | 22 | 22   | 81   | 85 | - | 94 | 58 | 928 | s9  |   |  |
| 1.6 i (55 kW) Eng. C16NZ/ E16NZ   |  | 92-       |   | ●   | +ABS, M/T+A/T, Ch N500001- | 13-0008             |         |    |    | 19 | 75   | 82   |    |   |    |    |     |     |   |  |
|                                   |   | 92-94     |   | ●   | +ABS, A/T, Exc. Europe     | 13-0221             |         |    |    | 22 | 78   | 94   |    |   |    |    |     |     |   |  |
|                                   |  | 92-       |   |   | ●                          | M/T, Ch N500001-    | 14-0010 |    |    |    | 19   | 55   | 98 |   |    |    |     |     |   |  |
|                                   |   | 92-       |   | ●   | +ABS, M/T+A/T, Ch N500001- | 15-1056             | 29      | 22 | 22 | 52 | 81   | 57   |    |   |    |    |     | 11  | 3 |  |
|                                   |  | 92-94     |   | ●   | +ABS, A/T, Exc. Europe     | 15-1307             | 29      | 22 | 30 | 52 | 82   | 57   |    |   |    |    |     | 11  | 2 |  |
|                                   |   | 92-       |   |   | ●                          | M/T, Ch N500001-    | 16-1008 |    | 22 | 22 | 34,9 | 84   |    |   |    |    |     |     |   |  |
|                                   |  | 92-94     | L   |   |                            | +ABS, G.Box:F10-F13 | 17-0275 | 29 | 22 | 22 | 22   | 80   | 85 |   | 94 | 58 | 588 | s9  |   |  |
|                                   |   | 92-94     | L   |   |                            | -ABS                | 17-0623 |    | 22 | 22 | 22   | 81   | 85 | - | 94 | 58 | 588 | s9  |   |  |
|                                   |   | 92-94     | R   |   |                            | +ABS, G.Box:F10-F13 | 17-0276 | 29 | 22 | 22 | 22   | 80   | 85 |   | 94 | 58 | 928 | s9  |   |  |
|                                   |   | 92-94     | R   |   |                            | -ABS                | 17-0624 |    | 22 | 22 | 22   | 81   | 85 | - | 94 | 58 | 928 | s9  |   |  |

































| <b>Astra F, SW '91-'98</b>        |   |  | L/R   |  |  | NOTE                   | METELLI ref.           | ABS            | A  | B  | C  | D    | E   | F    | H  | I  | L   | M   | Fig |   |
|-----------------------------------|---|---|-------|---|---|------------------------|------------------------|----------------|----|----|----|------|-----|------|----|----|-----|-----|-----|---|
| 1.6 i 16v (74 kW) Eng. X16XEL     |    | 94-   |       | ●   |   | +ABS, Ch P2732834-     | <b>13-0009</b>         |                |    |    | 22 | 76   | 113 |      |    |    |     |     |     |   |
|                                   |   | 94-   |       | ●   |   | -ABS                   | <b>13-0028</b>         |                |    |    | 23 | 78   | 110 |      |    |    |     |     |     |   |
|                                   |   | 94-98   |       | ●   |   | +ABS, A/T, Exc. Europe | <b>13-0221</b>         |                |    |    | 22 | 78   | 94  |      |    |    |     |     |     |   |
|                                   |   | 94-98   |       | ●   |   | +ABS, Ch -P2732833     | <b>13-0008</b>         |                |    |    | 19 | 75   | 82  |      |    |    |     |     |     |   |
|                                   |    | 94-98   |       |   | ●   |                        | Ch N500001-            | <b>14-0010</b> |    |    |    | 19   | 55  | 98   |    |    |     |     |     |   |
|                                   |   |  | 94-   |   | ●   |                        | +ABS, Ch P2732834-     | <b>15-1118</b> | 29 | 22 | 22 | 52   | 81  | 58,5 |    |    |     |     | 9   | 3 |
|                                   |   |   | 94-   |   | ●   |                        | -ABS                   | <b>15-1029</b> |    | 22 | 28 | 52   | 81  | 58   |    |    |     |     | 11  | 3 |
|                                   |   |   | 94-98 |   | ●   |                        | +ABS, A/T, Exc. Europe | <b>15-1307</b> | 29 | 22 | 30 | 52   | 82  | 57   |    |    |     |     | 11  | 2 |
|                                   | 94-98   |   |       | ●   |   | +ABS, Ch -P2732833     | <b>15-1056</b>         | 29             | 22 | 22 | 52 | 81   | 57  |      |    |    |     | 11  | 3   |   |
|                                   |    | 94-98   |       |   | ●   |                        | Ch N500001-            | <b>16-1008</b> |    | 22 | 22 | 34,9 | 84  |      |    |    |     |     |     |   |
|                                   |   |  | 91-98 | L   |   |                        | -ABS                   | <b>17-0623</b> |    | 22 | 22 | 22   | 81  | 85   | -  | 94 | 58  | 588 | s9  |   |
|                                   |   |   | 91-98 | R   |   |                        | -ABS                   | <b>17-0624</b> |    | 22 | 22 | 22   | 81  | 85   | -  | 94 | 58  | 928 | s9  |   |
|                                   |   |   | 94-   | L   |   |                        | +ABS                   | <b>17-0275</b> | 29 | 22 | 22 | 22   | 80  | 85   |    | 94 | 58  | 588 | s9  |   |
|                                   | 94-   |   | R     |   |   | +ABS                   | <b>17-0276</b>         | 29             | 22 | 22 | 22 | 80   | 85  |      | 94 | 58 | 928 | s9  |     |   |
| 1.6 i, Cabrio (52 kW) Eng. X16SZ  |    | 93-96   |       | ●   |   | +ABS, A/T, Exc. Europe | <b>13-0221</b>         |                |    |    | 22 | 78   | 94  |      |    |    |     |     |     |   |
|                                   |   | 93-96   |       |   | ●   |                        | Ch N500001-            | <b>14-0010</b> |    |    |    | 19   | 55  | 98   |    |    |     |     |     |   |
|                                   |    | 93-96   |       | ●   |   | +ABS, A/T, Exc. Europe | <b>15-1307</b>         | 29             | 22 | 30 | 52 | 82   | 57  |      |    |    |     | 11  | 2   |   |
|                                   |   | 93-96   |       |   | ●   |                        | Ch N500001-            | <b>16-1008</b> |    | 22 | 22 | 34,9 | 84  |      |    |    |     |     |     |   |
| 1.6 i, Cabrio (55 kW) Eng. X16SZR |    | 96-98   |       | ●   |   | +ABS, A/T, Exc. Europe | <b>13-0221</b>         |                |    |    | 22 | 78   | 94  |      |    |    |     |     |     |   |
|                                   |   | 96-98   |       | ●   |   | +ABS, A/T, Exc. Europe | <b>15-1307</b>         | 29             | 22 | 30 | 52 | 82   | 57  |      |    |    |     | 11  | 2   |   |
|                                   |  | 96-98   | L     |   |   | +ABS, G.Box:F10-F13    | <b>17-0275</b>         | 29             | 22 | 22 | 22 | 80   | 85  |      | 94 | 58 | 588 | s9  |     |   |
|                                   |   | 96-98   | L     |   |   | -ABS                   | <b>17-0623</b>         |                | 22 | 22 | 22 | 81   | 85  | -    | 94 | 58 | 588 | s9  |     |   |
|                                   |   | 96-98   | R     |   |   | +ABS, G.Box:F10-F13    | <b>17-0276</b>         | 29             | 22 | 22 | 22 | 80   | 85  |      | 94 | 58 | 928 | s9  |     |   |
|                                   |   | 96-98   | R     |   |   | -ABS                   | <b>17-0624</b>         |                | 22 | 22 | 22 | 81   | 85  | -    | 94 | 58 | 928 | s9  |     |   |

| Astra F, SW '91-'98                      |    | L/R        |  |  | NOTE                       | METELLI ref.        | ABS     | A  | B  | C  | D    | E    | F   | H  | I   | L   | M   | Fig |   |  |
|--|---|------------|---|---|----------------------------|---------------------|---------|----|----|----|------|------|-----|----|-----|-----|-----|-----|---|--|
| 1.6 Si (74 kW) Eng. C16SE                |    | 1/94-      |   | ●   | +ABS                       | 13-0009             |         |    |    | 22 | 76   | 113  |     |    |     |     |     |     |   |  |
|  |   | 92-        |   | ●   | +ABS, A/T, Exc. Europe     | 13-0221             |         |    |    | 22 | 78   | 94   |     |    |     |     |     |     |   |  |
|  |   | 92-12/93   |   | ●   | +ABS, M/T, Ch N500001-     | 13-0008             |         |    |    | 19 | 75   | 82   |     |    |     |     |     |     |   |  |
|  |    | 92-        |   |   | ●                          | M/T, Ch N500001-    | 14-0010 |    |    |    | 19   | 55   | 98  |    |     |     |     |     |   |  |
|  |   | 1/94-      |   | ●   | +ABS                       | 15-1118             | 29      | 22 | 22 | 52 | 81   | 58,5 |     |    |     |     |     | 9   | 3 |  |
|  |   | 92-        |   | ●   | +ABS, A/T, Exc. Europe     | 15-1307             | 29      | 22 | 30 | 52 | 82   | 57   |     |    |     |     |     | 11  | 2 |  |
|  |    | 92-12/93   |   | ●   | +ABS, M/T, Ch N500001-     | 15-1056             | 29      | 22 | 22 | 52 | 81   | 57   |     |    |     |     |     | 11  | 3 |  |
|  |   | 92-        |   |   | ●                          | M/T, Ch N500001-    | 16-1008 |    | 22 | 22 | 34,9 | 84   |     |    |     |     |     |     |   |  |
|  |   | 92-        | L   |   |                            | +ABS                | 17-0275 | 29 | 22 | 22 | 22   | 80   | 85  |    | 94  | 58  | 588 | s9  |   |  |
|  |    | 92-        | L   |   |                            | -ABS                | 17-0623 |    | 22 | 22 | 22   | 81   | 85  | -  | 94  | 58  | 588 | s9  |   |  |
|  |   | 92-        | R   |   |                            | +ABS                | 17-0276 | 29 | 22 | 22 | 22   | 80   | 85  |    | 94  | 58  | 928 | s9  |   |  |
|  |   | 92-        | R   |   |                            | -ABS                | 17-0624 |    | 22 | 22 | 22   | 81   | 85  | -  | 94  | 58  | 928 | s9  |   |  |
| 92-                                      |   | R          |   |   | -ABS                       | 17-0624             |         | 22 | 22 | 22 | 81   | 85   | -   | 94 | 58  | 928 | s9  |     |   |  |
| 1.7 D (42 kW) Eng. 17D                   |    | 3/92-9/92  |   | ●   | +ABS, M/T+A/T, Ch N500001- | 13-0011             |         |    |    | 22 | 83   | 79   |     |    |     |     |     |     |   |  |
|  |   | 3/92-9/92  |   |   | ●                          | M/T, Ch N500001-    | 14-0010 |    |    |    | 19   | 55   | 98  |    |     |     |     |     |   |  |
|  |    | 3/92-9/92  |   | ●   | +ABS, M/T+A/T, Ch N500001- | 15-1051             | 29      | 33 | 25 | 52 | 90   | 61   |     |    |     |     |     | 5   | 3 |  |
|  |   | 3/92-9/92  |   |   | ●                          | M/T, Ch N500001-    | 16-1008 |    | 22 | 22 | 34,9 | 84   |     |    |     |     |     |     |   |  |
| 1.7 D (44 kW) Eng. 17D/ DR               |    | 1/94-12/93 |   | ●   | +ABS, M/T+A/T, Ch N500001- | 13-0011             |         |    |    | 22 | 83   | 79   |     |    |     |     |     |     |   |  |
|  |   | 1/94-9/98  |   | ●   | +ABS, M/T                  | 13-0009             |         |    |    | 22 | 76   | 113  |     |    |     |     |     |     |   |  |
|  |    | 7/92-      |   |   | ●                          | M/T, Ch N500001-    | 14-0010 |    |    |    | 19   | 55   | 98  |    |     |     |     |     |   |  |
|  |   | 1/94-9/98  |   | ●   | +ABS, A/T, Ch N500001-     | 15-1051             | 29      | 33 | 25 | 52 | 90   | 61   |     |    |     |     |     | 5   | 3 |  |
|  |   | 1/94-9/98  |   | ●   | +ABS, M/T                  | 15-1118             | 29      | 22 | 22 | 52 | 81   | 58,5 |     |    |     |     |     | 9   | 3 |  |
|  |  | 92-12/93   |   | ●   | +ABS, M/T+A/T, Ch N500001- | 15-1051             | 29      | 33 | 25 | 52 | 90   | 61   |     |    |     |     |     | 5   | 3 |  |
|  |   | 7/92-      |   |   | ●                          | M/T, Ch N500001-    | 16-1008 |    | 22 | 22 | 34,9 | 84   |     |    |     |     |     |     |   |  |
| 1.7 TD (50 kW) Eng. X17DTL               |  | 94-98      |   | ●   |                            | 13-0008             |         |    |    | 19 | 75   | 82   |     |    |     |     |     |     |   |  |
|  |   | 94-98      |   | ●   |                            | 15-1007             |         | 22 | 22 | 52 | 81   | 57   |     |    |     |     |     | 11  | 3 |  |
| 1.7 TDS (60 kW) Eng. 17DT(TC4EE1)/ X17DT |  | 92-98      |   | ●   | +ABS, M/T+A/T, Ch N500001- | 13-0011             |         |    |    | 22 | 83   | 79   |     |    |     |     |     |     |   |  |
|  |   | 92-98      |   | ●   | +ABS, M/T+A/T, Ch N500001- | 15-1051             | 29      | 33 | 25 | 52 | 90   | 61   |     |    |     |     |     | 5   | 3 |  |
|  |  | 92-98      | L   |   |                            | +ABS, G.Box:F16-F20 | 17-0273 | 29 | 33 | 25 | 34   | 90   | 94  |    | 108 | 57  | 590 | s9  |   |  |
|  |   | 92-98      | L   |   |                            | -ABS, G.Box:F16-F20 | 17-0271 |    | 33 | 25 | 34   | 90   | 94  |    | 108 | 57  | 590 | s9  |   |  |
|  |   | 92-98      | R   |   |                            | +ABS, G.Box:F16-F20 | 17-0274 | 29 | 33 | 25 | 34   | 90   | 101 |    | 108 | 57  | 940 | s9  |   |  |
| 92-98                                    | R   |            |   | -ABS, G.Box:F16-F20   | 17-0272                    |                     | 33      | 25 | 34 | 90 | 101  |      | 108 | 57 | 940 | s9  |     |     |   |  |





























| <b>Astra F, SW '91-'98</b>                   |  |       | L/R |   |  | NOTE                       | METELLI ref. | ABS     | A  | B  | C  | D  | E   | F   | H | I   | L  | M   | Fig |  |
|--|--|-------|-----|---|--|----------------------------|--------------|---------|----|----|----|----|-----|-----|---|-----|----|-----|-----|--|
| 1.8 i (66 kW) Eng. C18NZ                     |  | 92-98 |     | • |  | +ABS, M/T+A/T, Ch N500001- | 13-0011      |         |    |    | 22 | 83 | 79  |     |   |     |    |     |     |  |
|  |  | 92-98 |     | • |  | +ABS, M/T+A/T, Ch N500001- | 15-1051      | 29      | 33 | 25 | 52 | 90 | 61  |     |   |     |    | 5   | 3   |  |
|  |  | 92-   | L   |   |  |                            | +ABS         | 17-0273 | 29 | 33 | 25 | 34 | 90  | 94  |   | 108 | 57 | 590 | s9  |  |
|  |  | 92-   | L   |   |  |                            | -ABS         | 17-0271 |    | 33 | 25 | 34 | 90  | 94  |   | 108 | 57 | 590 | s9  |  |
|  |  | 92-   | R   |   |  |                            | +ABS         | 17-0274 | 29 | 33 | 25 | 34 | 90  | 101 |   | 108 | 57 | 940 | s9  |  |
|  |  | 92-   | R   |   |  |                            | -ABS         | 17-0272 |    | 33 | 25 | 34 | 90  | 101 |   | 108 | 57 | 940 | s9  |  |
| 1.8 i 16v, Cabrio (85 kW) Eng. C18XEL/ X18XE |  | 94-98 |     | • |  | +ABS, M/T+A/T, Ch N500001- | 13-0011      |         |    |    | 22 | 83 | 79  |     |   |     |    |     |     |  |
|  |  | 94-98 |     | • |  | +ABS, M/T+A/T, Ch N500001- | 15-1051      | 29      | 33 | 25 | 52 | 90 | 61  |     |   |     |    | 5   | 3   |  |
| 1.8 i 16v, Cabrio (92 kW) Eng. C18XE         |  | 93-94 |     | • |  | +ABS, M/T+A/T, Ch N500001- | 13-0011      |         |    |    | 22 | 83 | 79  |     |   |     |    |     |     |  |
|  |  | 93-94 |     | • |  | +ABS, M/T+A/T, Ch N500001- | 15-1051      | 29      | 33 | 25 | 52 | 90 | 61  |     |   |     |    | 5   | 3   |  |
| 2.0 16v SW (110 kW) Eng. C20XE               |  | 92-98 |     | • |  | +ABS, M/T+A/T, Ch N500001- | 13-0011      |         |    |    | 22 | 83 | 79  |     |   |     |    |     |     |  |
|  |  | 92-98 |     | • |  | +ABS, M/T+A/T, Ch N500001- | 15-1051      | 29      | 33 | 25 | 52 | 90 | 61  |     |   |     |    | 5   | 3   |  |
| 2.0 i 16v (100 kW) Eng. X20XE                |  | 95-98 |     | • |  | +ABS, M/T+A/T, Ch N500001- | 13-0011      |         |    |    | 22 | 83 | 79  |     |   |     |    |     |     |  |
|  |  | 95-98 |     | • |  | +ABS, M/T+A/T, Ch N500001- | 15-1051      | 29      | 33 | 25 | 52 | 90 | 61  |     |   |     |    | 5   | 3   |  |
| 2.0 i, Cabrio (85 kW) Eng. C20NE             |  | 92-98 |     | • |  | +ABS, M/T+A/T, Ch N500001- | 13-0011      |         |    |    | 22 | 83 | 79  |     |   |     |    |     |     |  |
|  |  | 92-98 |     | • |  | +ABS, M/T+A/T, Ch N500001- | 15-1051      | 29      | 33 | 25 | 52 | 90 | 61  |     |   |     |    | 5   | 3   |  |
|  |  | 92-   | L   |   |  |                            | +ABS         | 17-0273 | 29 | 33 | 25 | 34 | 90  | 94  |   | 108 | 57 | 590 | s9  |  |
|  |  | 92-   | L   |   |  |                            | -ABS         | 17-0271 |    | 33 | 25 | 34 | 90  | 94  |   | 108 | 57 | 590 | s9  |  |
|  |  | 92-   | R   |   |  |                            | +ABS         | 17-0274 | 29 | 33 | 25 | 34 | 90  | 101 |   | 108 | 57 | 940 | s9  |  |
|  |  | 92-   | R   |   |  |                            | -ABS         | 17-0272 |    | 33 | 25 | 34 | 90  | 101 |   | 108 | 57 | 940 | s9  |  |
| <b>Astra G, SW '98-'04</b>                   |  |       | L/R |   |  | NOTE                       | METELLI ref. | ABS     | A  | B  | C  | D  | E   | F   | H | I   | L  | M   | Fig |  |
| 1.2 16v (55 kW) Eng. Z12XE                   |  | 00-04 |     | • |  |                            | 13-0211      |         |    |    | 20 | 68 | 100 |     |   |     |    |     |     |  |
|  |  | 00-04 |     | • |  |                            | 15-1290      |         | 33 | 28 | 52 | 74 | 57  |     |   |     |    | 8   | 3   |  |
| 1.2 i 16v (48 kW) Eng. X12XE                 |  | 98-00 |     | • |  |                            | 13-0211      |         |    |    | 20 | 68 | 100 |     |   |     |    |     |     |  |
|  |  | 98-00 |     | • |  |                            | 15-1290      |         | 33 | 28 | 52 | 74 | 57  |     |   |     |    | 8   | 3   |  |
| 1.4 (66 kW) Eng. Z14XEP                      |  | 03-   |     | • |  |                            | 13-0009      |         |    |    | 22 | 76 | 113 |     |   |     |    |     |     |  |
|  |  | 03-   |     | • |  |                            | 15-1287      |         | 33 | 22 | 52 | 81 | 57  |     |   |     |    | 8   | 3   |  |
| 1.4 i 16v (66 kW) Eng. X14XE/ Z14XE          |  | 98-04 |     | • |  | Eng. X14XE                 | 13-0009      |         |    |    | 22 | 76 | 113 |     |   |     |    |     |     |  |
|  |  | 98-04 |     | • |  | Eng. X14XE                 | 15-1287      |         | 33 | 22 | 52 | 81 | 57  |     |   |     |    | 8   | 3   |  |
|  |  | 98-04 | L   |   |  |                            | -ABS         | 17-0554 |    | 33 | 22 | 22 | 81  | 82  |   | 104 | 58 | 595 | s9  |  |
|  |  | 98-04 | R   |   |  |                            | -ABS         | 17-0555 |    | 33 | 22 | 22 | 81  | 82  |   | 104 | 58 | 960 | s9  |  |































| Astra G, SW '98-'04                          |    | L/R   |  |  | NOTE        | METELLI ref. | ABS     | A  | B  | C  | D  | E   | F  | H | I   | L  | M   | Fig |   |  |
|--|---|-------|---|---|-------------|--------------|---------|----|----|----|----|-----|----|---|-----|----|-----|-----|---|--|
| 1.6 (62 kW) Eng. Z16SE                       |    | 00-04 |   | ●   |             | 13-0009      |         |    |    | 22 | 76 | 113 |    |   |     |    |     |     |   |  |
|  |    | 00-04 |   | ●   |             | 15-1287      |         | 33 | 22 | 52 | 81 | 57  |    |   |     |    |     | 8   | 3 |  |
|  |    | 00-04 | L   |   |             |              | 17-0554 |    | 33 | 22 | 22 | 81  | 82 |   | 104 | 58 | 595 | s9  |   |  |
|  |   | 00-04 | R   |   |             |              | 17-0555 |    | 33 | 22 | 22 | 81  | 82 |   | 104 | 58 | 960 | s9  |   |  |
| 1.6 16v, Cabrio (74 kW) Eng. X16XEL/ Z16XE   |    | 98-04 |   | ●   | Eng. X16XEL | 13-0009      |         |    |    | 22 | 76 | 113 |    |   |     |    |     |     |   |  |
|  |    | 98-04 |   | ●   | Eng. X16XEL | 15-1287      |         | 33 | 22 | 52 | 81 | 57  |    |   |     |    |     | 8   | 3 |  |
|  |    | 98-04 | L   |   |             |              | 17-0554 |    | 33 | 22 | 22 | 81  | 82 |   | 104 | 58 | 595 | s9  |   |  |
|  |   | 98-04 | R   |   |             |              | 17-0555 |    | 33 | 22 | 22 | 81  | 82 |   | 104 | 58 | 960 | s9  |   |  |
| 1.6 16v, Cabrio, Coupe (76 kW) Eng. Z16XEP   |    | 00-   |   | ●   |             | 13-0009      |         |    |    | 22 | 76 | 113 |    |   |     |    |     |     |   |  |
|  |    | 00-   |   | ●   |             | 15-1287      |         | 33 | 22 | 52 | 81 | 57  |    |   |     |    |     | 8   | 3 |  |
| 1.6 i 16v (55 kW) Eng. X16SZR                |    | 98-00 |   | ●   |             | 13-0009      |         |    |    | 22 | 76 | 113 |    |   |     |    |     |     |   |  |
|  |    | 98-00 |   | ●   |             | 15-1287      |         | 33 | 22 | 52 | 81 | 57  |    |   |     |    |     | 8   | 3 |  |
|  |    | 98-00 | L   |   |             |              | 17-0554 |    | 33 | 22 | 22 | 81  | 82 |   | 104 | 58 | 595 | s9  |   |  |
|  |   | 98-00 | R   |   |             |              | 17-0555 |    | 33 | 22 | 22 | 81  | 82 |   | 104 | 58 | 960 | s9  |   |  |
| 1.7 CDTi (59 kW) Eng. Z17DTL                 |    | 03-04 |   | ●   |             | 13-0009      |         |    |    | 22 | 76 | 113 |    |   |     |    |     |     |   |  |
|  |    | 03-04 |   | ●   |             | 15-1287      |         | 33 | 22 | 52 | 81 | 57  |    |   |     |    |     | 8   | 3 |  |
| 1.7 DTI 16v (48-55 kW) Eng. Y17DT            |    | 00-   |   | ●   | -ABS        | 13-0012      |         |    |    | 25 | 90 | 107 |    |   |     |    |     |     |   |  |
|  |   | 00-   |   | ●   | -ABS        | 15-1289      |         | 33 | 25 | 52 | 90 | 56  |    |   |     |    |     | 8   | 3 |  |
|  |  | 00-   | L   |   |             |              | 17-0721 |    | 33 |    | 22 | 90  | 92 |   | 108 | 58 | 596 | s3  |   |  |
|  |   | 00-   | R   |   |             |              | 17-0722 |    | 33 |    | 22 | 90  | 92 |   | 108 | 58 | 957 | s3  |   |  |
| 1.7 TD (50 kW) Eng. X17DTL                   |  | 98-00 |   | ●   |             | 13-0009      |         |    |    | 22 | 76 | 113 |    |   |     |    |     |     |   |  |
|  |  | 98-00 |   | ●   |             | 15-1287      |         | 33 | 22 | 52 | 81 | 57  |    |   |     |    |     | 8   | 3 |  |
|  |  | 98-00 | L   |   |             |              | 17-0554 |    | 33 | 22 | 22 | 81  | 82 |   | 104 | 58 | 595 | s9  |   |  |
|  |   | 98-00 | R   |   |             |              | 17-0555 |    | 33 | 22 | 22 | 81  | 82 |   | 104 | 58 | 960 | s9  |   |  |
| 1.8 16v, Cabrio, Coupe (87-92 kW) Eng. Z18XE |  | 00-   |   | ●   | -ABS        | 13-0012      |         |    |    | 25 | 90 | 107 |    |   |     |    |     |     |   |  |
|  |  | 00-   |   | ●   | -ABS        | 15-1289      |         | 33 | 25 | 52 | 90 | 56  |    |   |     |    |     | 8   | 3 |  |
| 1.8 16v, Coupe (85 kW) Eng. X18XE1           |  | 9/98- |   | ●   | -ABS        | 13-0012      |         |    |    | 25 | 90 | 107 |    |   |     |    |     |     |   |  |
|  |  | 9/98- |   | ●   | -ABS        | 15-1289      |         | 33 | 25 | 52 | 90 | 56  |    |   |     |    |     | 8   | 3 |  |
|  |  | 98-00 | L   |   |             |              | 17-0721 |    | 33 |    | 22 | 90  | 92 |   | 108 | 58 | 596 | s3  |   |  |
|  |   | 98-00 | R   |   |             |              | 17-0722 |    | 33 |    | 22 | 90  | 92 |   | 108 | 58 | 957 | s3  |   |  |
| 2.0 16v OPC (118 kW) Eng. X20XER             |  | 99-   |   | ●   |             | 13-0012      |         |    |    | 25 | 90 | 107 |    |   |     |    |     |     |   |  |
|  |  | 99-   |   | ●   |             | 15-1289      |         | 33 | 25 | 52 | 90 | 56  |    |   |     |    |     | 8   | 3 |  |




























| <b>Astra G, SW '98-'04</b>                 |   |    | L/R |    |    | NOTE                                       | METELLI ref.   | ABS            | A  | B  | C    | D    | E   | F  | H | I   | L  | M   | Fig |  |  |
|--|---|---|-----|---|---|--|----------------|----------------|----|----|------|------|-----|----|---|-----|----|-----|-----|--|--|
| 2.0 Di 16v (60 kW) Eng. X20DTL/ Y20DTL     |    | 9/98-   |     | ●   |   | -ABS, Eng. X20DTL                          | <b>13-0012</b> |                |    |    | 25   | 90   | 107 |    |   |     |    |     |     |  |  |
|  |    | 9/98-   |     | ●   |   | -ABS, Eng. X20DTL                          | <b>15-1289</b> |                | 33 | 25 | 52   | 90   | 56  |    |   |     |    | 8   | 3   |  |  |
|  |    | 98-   | L   |   |   |  | +/-ABS         | <b>17-0350</b> |    | 33 | 25   | 34   | 90  | 94 |   | 108 | 57 | 595 | s9  |  |  |
|  |   | 98-   | R   |   |   |  | +/-ABS         | <b>17-0351</b> |    | 33 | 25   | 34   | 90  | 94 |   | 108 | 57 | 957 | s9  |  |  |
| 2.0 DTI 16v (74 kW) Eng. X20DTH/ Y20DTH    |    | 99-04   |     | ●   |   | -ABS                                       | <b>13-0012</b> |                |    |    | 25   | 90   | 107 |    |   |     |    |     |     |  |  |
|  |    | 99-04   |     | ●   |   | -ABS                                       | <b>15-1289</b> |                | 33 | 25 | 52   | 90   | 56  |    |   |     |    | 8   | 3   |  |  |
|  |    | 99-04   | L   |   |   |  | +/-ABS         | <b>17-0350</b> |    | 33 | 25   | 34   | 90  | 94 |   | 108 | 57 | 595 | s9  |  |  |
|  |   | 99-04   | R   |   |   |  | +/-ABS         | <b>17-0351</b> |    | 33 | 25   | 34   | 90  | 94 |   | 108 | 57 | 957 | s9  |  |  |
| 2.0 i 16v (100 kW) Eng. X20XEV             |    | 98-04   |     | ●   |   | -ABS                                       | <b>13-0012</b> |                |    |    | 25   | 90   | 107 |    |   |     |    |     |     |  |  |
|  |    | 98-04   |     | ●   |   | -ABS                                       | <b>15-1289</b> |                | 33 | 25 | 52   | 90   | 56  |    |   |     |    | 8   | 3   |  |  |
|  |    | 98-04   | L   |   |   |  | +/-ABS         | <b>17-0350</b> |    | 33 | 25   | 34   | 90  | 94 |   | 108 | 57 | 595 | s9  |  |  |
|  |   | 98-04   | R   |   |   |  | +/-ABS         | <b>17-0351</b> |    | 33 | 25   | 34   | 90  | 94 |   | 108 | 57 | 957 | s9  |  |  |
| 2.2 16v, Cabrio, Coupe (108 kW) Eng. Z22SE |    | 01-   |     | ●   |   | -ABS                                       | <b>13-0012</b> |                |    |    | 25   | 90   | 107 |    |   |     |    |     |     |  |  |
|  |    | 01-   |     | ●   |   | -ABS                                       | <b>15-1289</b> |                | 33 | 25 | 52   | 90   | 56  |    |   |     |    | 8   | 3   |  |  |
|  |    | 01-   | L   |   |   |  | +/-ABS         | <b>17-0350</b> |    | 33 | 25   | 34   | 90  | 94 |   | 108 | 57 | 595 | s9  |  |  |
|  |   | 01-   | R   |   |   |  | +/-ABS         | <b>17-0351</b> |    | 33 | 25   | 34   | 90  | 94 |   | 108 | 57 | 957 | s9  |  |  |
| 2.2 DTI, Cabrio, Coupe (92 kW) Eng. Y22DTR |    | 02-04   |     | ●   |   | -ABS                                       | <b>13-0012</b> |                |    |    | 25   | 90   | 107 |    |   |     |    |     |     |  |  |
|  |    | 02-04   |     | ●   |   | -ABS                                       | <b>15-1289</b> |                | 33 | 25 | 52   | 90   | 56  |    |   |     |    | 8   | 3   |  |  |
| Classic                                    |   | 98-   |     | ●   |   | +ABS, Ch -YG039153 / -1G043743, Exc. Italy | <b>13-0267</b> |                |    |    | 22   | 76   | 113 |    |   |     |    |     |     |  |  |
|  |   | 98-   |     | ●   |   | +ABS, Ch YG039154- / 1G043744-, Exc. Italy | <b>13-0009</b> |                |    |    | 22   | 76   | 113 |    |   |     |    |     |     |  |  |
|  |  | 98-   |     | ●   |   | +ABS, Ch -YG039153 / -1G043743, Exc. Italy | <b>15-1390</b> | 29             | 22 | 29 | 51,9 | 87   | 58  |    |   |     |    | 10  | 3   |  |  |
|  |   | 98-   |     | ●   |   | +ABS, Ch YG039154- / 1G043744-, Exc. Italy | <b>15-1391</b> | 29             | 22 | 22 | 51,8 | 81   | 59  |    |   |     |    | 10  | 3   |  |  |
| <b>Astra H Cabriolet '05-'09</b>           |   |  | L/R |  |  | NOTE                                       | METELLI ref.   | ABS            | A  | B  | C    | D    | E   | F  | H | I   | L  | M   | Fig |  |  |
| 1.6 (85 kW) Eng. Z16XER                    |  | 06-   |     | ●   |   |  | <b>13-0349</b> |                |    |    | 22   | 72   | 97  |    |   |     |    |     |     |  |  |
|  |  | 06-   |     | ●   |   |  | <b>15-1504</b> |                | 33 | 22 | 53   | 79,2 | 53  |    |   |     |    | 7   | 1   |  |  |
|  |  | 06-09   | L   |   |   |  | M/T            | <b>17-0852</b> |    | 33 | 22   |      | 79  | 82 |   | 94  | 57 | 590 | s3  |  |  |
|  |   | 06-09   | R   |   |   |  | M/T            | <b>17-0853</b> |    | 33 | 22   |      | 79  | 82 |   | 94  | 57 | 952 | s3  |  |  |
| 1.6 16v (77 kW) Eng. Z16XEP                |  | 05-   |     | ●   |   |  | <b>13-0349</b> |                |    |    | 22   | 72   | 97  |    |   |     |    |     |     |  |  |
|  |  | 05-   |     | ●   |   |  | <b>15-1504</b> |                | 33 | 22 | 53   | 79,2 | 53  |    |   |     |    | 7   | 1   |  |  |
|  |  | 05-   | L   |   |   |  | M/T            | <b>17-0852</b> |    | 33 | 22   |      | 79  | 82 |   | 94  | 57 | 590 | s3  |  |  |
|  |   | 05-   | R   |   |   |  | M/T            | <b>17-0853</b> |    | 33 | 22   |      | 79  | 82 |   | 94  | 57 | 952 | s3  |  |  |






























| <b>Astra H Cabriolet '05-'09</b> |   |  | L/R |  |  | NOTE              | METELLI ref. | ABS | A  | B  | C    | D    | E   | F  | H  | I   | L   | M  | Fig |
|----------------------------------|---|---|-----|---|--|-------------------|--------------|-----|----|----|------|------|-----|----|----|-----|-----|----|-----|
| 1.6 T. (132 kW) Eng. Z16LET      |    | 06-   |     | •   |  |                   | 13-0350      |     |    |    | 25   | 78   | 130 |    |    |     |     |    |     |
|                                  |    | 06-   |     | •   |  |                   | 15-1505      |     | 33 | 24 | 52,3 | 84,4 | 54  |    |    |     |     | 7  | 1   |
| 1.8 16v (103 kW) Eng. Z18XER     |    | 05-   |     | •   |  |                   | 13-0350      |     |    |    | 25   | 78   | 130 |    |    |     |     |    |     |
|                                  |    | 05-   |     | •   |  |                   | 15-1505      |     | 33 | 24 | 52,3 | 84,4 | 54  |    |    |     |     | 7  | 1   |
|                                  |    | 05-   | L   |   |  | M/T               | 17-0855      |     | 33 | 22 |      | 85   | 92  |    | 94 | 57  | 587 | s3 |     |
| 1.8 16v (92 kW) Eng. Z18XE       |    | 05-   |     | •   |  |                   | 13-0350      |     |    |    | 25   | 78   | 130 |    |    |     |     |    |     |
|                                  |    | 05-   |     | •   |  |                   | 15-1505      |     | 33 | 24 | 52,3 | 84,4 | 54  |    |    |     |     | 7  | 1   |
|                                  |    | 05-   | L   |   |  | M/T, Ch 52000001- | 17-0855      |     | 33 | 22 |      | 85   | 92  |    | 94 | 57  | 587 | s3 |     |
| 1.9 CDTi (110 kW) Eng. Z19DTH    |    | 05-   |     | •   |  |                   | 13-0351      |     |    |    | 26   | 86   | 138 |    |    |     |     |    |     |
|                                  |    | 05-   |     | •   |  |                   | 15-1506      |     | 30 | 26 | 54,4 | 91   | 56  |    |    |     |     | 7  | 1   |
| 2.0 T. (125 kW) Eng. Z20LEL      |    | 9/05-   |     | •   |  |                   | 13-0407      |     |    |    | 26   | 86   | 138 |    |    |     |     |    |     |
|                                  |    | 9/05-   |     | •   |  |                   | 15-1613      |     | 33 | 26 | 52,5 | 90,9 | 54  |    |    |     |     | 7  | 1   |
| 2.0 T. 16v (147 kW) Eng. Z20LER  |    | 9/05-   |     | •   |  |                   | 13-0407      |     |    |    | 26   | 86   | 138 |    |    |     |     |    |     |
|                                  |    | 9/05-   |     | •   |  |                   | 15-1613      |     | 33 | 26 | 52,5 | 90,9 | 54  |    |    |     |     | 7  | 1   |
| <b>Astra H, SW, GTC '04-'09</b>  |   |  | L/R |  |  | NOTE              | METELLI ref. | ABS | A  | B  | C    | D    | E   | F  | H  | I   | L   | M  | Fig |
| 1.2 (59 kW) Eng. Z12XEP          |    | 05-   |     | •   |  |                   | 13-0349      |     |    |    | 22   | 72   | 97  |    |    |     |     |    |     |
|                                  |    | 05-   |     | •   |  |                   | 15-1504      |     | 33 | 22 | 53   | 79,2 | 53  |    |    |     |     | 7  | 1   |
| 1.3 CDTi 16v (66 kW) Eng. Z13DTH |    | 05-   |     | •   |  |                   | 13-0350      |     |    |    | 25   | 78   | 130 |    |    |     |     |    |     |
|                                  |   | 05-   |     | •   |  |                   | 15-1505      |     | 33 | 24 | 52,3 | 84,4 | 54  |    |    |     |     | 7  | 1   |
| 1.4 (55 kW) Eng. Z14XEL          |  | 04-   |     | •   |  |                   | 13-0349      |     |    |    | 22   | 72   | 97  |    |    |     |     |    |     |
|                                  |  | 04-   |     | •   |  |                   | 15-1504      |     | 33 | 22 | 53   | 79,2 | 53  |    |    |     |     | 7  | 1   |
| 1.4 16v (66 kW) Eng. Z14XEP      |  | 04-   |     | •   |  |                   | 13-0349      |     |    |    | 22   | 72   | 97  |    |    |     |     |    |     |
|                                  |  | 04-   |     | •   |  |                   | 15-1504      |     | 33 | 22 | 53   | 79,2 | 53  |    |    |     |     | 7  | 1   |
|                                  |  | 04-   | L   |   |  | M/T, Ch -45999999 | 17-0852      |     | 33 | 22 |      | 79   | 82  |    | 94 | 57  | 590 | s3 |     |
|                                  |   | 04-   | L   |   |  | M/T, Ch 52000001- | 17-0852      |     | 33 | 22 |      | 79   | 82  |    | 94 | 57  | 590 | s3 |     |
|                                  |   | 04-   | R   |   |  | M/T, Ch -45999999 | 17-0853      |     | 33 | 22 |      | 79   | 82  |    | 94 | 57  | 952 | s3 |     |
|                                  |   | 04-   | R   |   |  | M/T, Ch 52000001- | 17-0854      |     | 33 | 22 |      | 79   | 82  |    | 94 | 57  | 941 | s3 |     |
| 1.6 16v (77 kW) Eng. Z16XEP      |  | 04-   |     | •   |  |                   | 13-0349      |     |    |    | 22   | 72   | 97  |    |    |     |     |    |     |
|                                  |  | 04-   |     | •   |  |                   | 15-1504      |     | 33 | 22 | 53   | 79,2 | 53  |    |    |     |     | 7  | 1   |
|                                  |  | 04-   | L   |   | M/T  | 17-0852           |              | 33  | 22 |    | 79   | 82   |     | 94 | 57 | 590 | s3  |    |     |
|                                  |   | 05-   | R   |   | M/T  | 17-0853           |              | 33  | 22 |    | 79   | 82   |     | 94 | 57 | 952 | s3  |    |     |












































| Astra H, SW, GTC '04-'09                 |    | L/R   |  |  | NOTE | METELLI ref.      | ABS     | A  | B  | C    | D    | E    | F  | H | I  | L  | M   | Fig |   |   |
|--|---|-------|---|---|------|-------------------|---------|----|----|------|------|------|----|---|----|----|-----|-----|---|---|
| 1.6 16v (85 kW) Eng. Z16XER              |    | 07-   |   | •   |      | 13-0349           |         |    |    | 22   | 72   | 97   |    |   |    |    |     |     |   |   |
|  |    | 07-   |   | •   |      | 15-1504           |         | 33 | 22 | 53   | 79,2 | 53   |    |   |    |    |     | 7   | 1 |   |
|  |    | 05-   | R   |   |      | M/T               | 17-0853 |    | 33 | 22   |      | 79   | 82 |   | 94 | 57 | 952 | s3  |   |   |
|  |   | 07-   | L   |   |      | M/T               | 17-0852 |    | 33 | 22   |      | 79   | 82 |   | 94 | 57 | 590 | s3  |   |   |
| 1.6 T. 16v (132 kW) Eng. Z16LET          |    | 07-   |   | •   |      | 13-0350           |         |    |    | 25   | 78   | 130  |    |   |    |    |     |     |   |   |
|  |    | 07-   |   | •   |      | 15-1505           |         | 33 | 24 | 52,3 | 84,4 | 54   |    |   |    |    |     | 7   | 1 |   |
| 1.7 CDTi (74 kW) Eng. Z17DTH             |    | 04-09 |   | •   |      | 13-0350           |         |    |    | 25   | 78   | 130  |    |   |    |    |     |     |   |   |
|  |    | 04-09 |   | •   |      | 15-1505           |         | 33 | 24 | 52,3 | 84,4 | 54   |    |   |    |    |     | 7   | 1 |   |
|  |    | 04-09 | L   |   |      | M/T, 5Sp          | 17-0913 |    | 33 | 34   |      | 85   | 94 |   | 94 | 57 | 593 | s3  |   |   |
|  |   | 04-09 | R   |   |      | M/T, 5Sp          | 17-0891 |    | 33 | 34   |      | 85   | 97 |   | 94 | 42 | 559 | s8  |   |   |
| 1.7 CDTi (81 kW) Eng. Z17DTJ/ DTR        |    | 08-   |   | •   |      | 13-0407           |         |    |    | 26   | 86   | 138  |    |   |    |    |     |     |   |   |
|  |    | 08-   |   | •   |      | 15-1613           |         | 33 | 26 | 52,5 | 90,9 | 54   |    |   |    |    |     | 7   | 1 |   |
| 1.7 CDTi (Exc. GTC) (59 kW) Eng. Z17DTL  |    | 04-   |   | •   |      | 13-0350           |         |    |    | 25   | 78   | 130  |    |   |    |    |     |     |   |   |
|  |    | 04-   |   | •   |      | 15-1505           |         | 33 | 24 | 52,3 | 84,4 | 54   |    |   |    |    |     | 7   | 1 |   |
|  |    | 04-   | L   |   |      | M/T, Ch 52000001- | 17-0855 |    | 33 | 22   |      | 85   | 92 |   | 94 | 57 | 587 | s3  |   |   |
|  |   | 04-   | R   |   |      | M/T, Ch 52000001- | 17-0856 |    | 33 | 22   |      | 85   | 92 |   | 94 | 57 | 951 | s3  |   |   |
| 1.7 CDTi 16v (92 kW) Eng. A17DTR/ Z17DTR |    | 07-   |   | •   |      | 13-0407           |         |    |    | 26   | 86   | 138  |    |   |    |    |     |     |   |   |
|  |    | 07-   |   | •   |      | 15-1613           |         | 33 | 26 | 52,5 | 90,9 | 54   |    |   |    |    |     | 7   | 1 |   |
| 1.8 16v (103 kW) Eng. Z18XER             |    | 07-   |   | •   |      | 13-0349           |         |    |    | 22   | 72   | 97   |    |   |    |    |     |     |   |   |
|  |   | 07-   |   | •   |      | 13-0350           |         |    |    | 25   | 78   | 130  |    |   |    |    |     |     |   |   |
|  |  | 07-   |   | •   |      |                   | 15-1504 |    | 33 | 22   | 53   | 79,2 | 53 |   |    |    |     |     | 7 | 1 |
|  |   | 07-   |   | •   |      |                   | 15-1505 |    | 33 | 24   | 52,3 | 84,4 | 54 |   |    |    |     |     | 7 | 1 |
|  |  | 07-   | L   |   |      | M/T               | 17-0855 |    | 33 | 22   |      | 85   | 92 |   | 94 | 57 | 587 | s3  |   |   |
|  |   | 07-   | R   |   |      | M/T               | 17-0856 |    | 33 | 22   |      | 85   | 92 |   | 94 | 57 | 951 | s3  |   |   |
| 1.8 16v (92 kW) Eng. Z18XE               |  | 04-   |   | •   |      | 13-0350           |         |    |    | 25   | 78   | 130  |    |   |    |    |     |     |   |   |
|  |  | 04-   |   | •   |      | 15-1505           |         | 33 | 24 | 52,3 | 84,4 | 54   |    |   |    |    |     | 7   | 1 |   |
|  |  | 04-   | L   |   |      | M/T, Ch 52000001- | 17-0855 |    | 33 | 22   |      | 85   | 92 |   | 94 | 57 | 587 | s3  |   |   |
|  |   | 04-   | R   |   |      | M/T, Ch 52000001- | 17-0856 |    | 33 | 22   |      | 85   | 92 |   | 94 | 57 | 951 | s3  |   |   |
| 1.9 CDTi (103 kW) Eng. Z19DTJ            |  | 04-   |   | •   |      | 13-0407           |         |    |    | 26   | 86   | 138  |    |   |    |    |     |     |   |   |
|  |  | 04-   |   | •   |      | 15-1613           |         | 33 | 26 | 52,5 | 90,9 | 54   |    |   |    |    |     | 7   | 1 |   |
| 1.9 CDTi (110 kW) Eng. Z19DTH            |  | 9/04- |   | •   |      | 13-0351           |         |    |    | 26   | 86   | 138  |    |   |    |    |     |     |   |   |
|  |  | 9/04- |   | •   |      | 15-1506           |         | 30 | 26 | 54,4 | 91   | 56   |    |   |    |    |     | 7   | 1 |   |























| <b>Astra H, SW, GTC '04-'09</b> |   |  | L/R |  |  | NOTE | METELLI ref. | ABS | A  | B  | C    | D    | E    | F | H | I | L | M | Fig |
|---------------------------------|---|---|-----|---|--|------|--------------|-----|----|----|------|------|------|---|---|---|---|---|-----|
| 1.9 CDTi (74 kW) Eng. Z19DTL    |    | 05-   |     | •   |  |      | 13-0407      |     |    |    | 26   | 86   | 138  |   |   |   |   |   |     |
|                                 |   | 07-   |     | •   |  |      | 13-0349      |     |    |    | 22   | 72   | 97   |   |   |   |   |   |     |
|                                 |    | 05-   |     | •   |  |      | 15-1613      |     | 33 | 26 | 52,5 | 90,9 | 54   |   |   |   |   | 7 | 1   |
|                                 |   | 07-   |     | •   |  |      | 15-1504      |     | 33 | 22 | 53   | 79,2 | 53   |   |   |   |   | 7 | 1   |
| 1.9 CDTi (88 kW) Eng. Z19DT     |    | 04-   |     | •   |  |      | 13-0407      |     |    |    | 26   | 86   | 138  |   |   |   |   |   |     |
|                                 |    | 04-   |     | •   |  |      | 15-1613      |     | 33 | 26 | 52,5 | 90,9 | 54   |   |   |   |   | 7 | 1   |
| 2.0 OPC (177 kW) Eng. Z20LEH    |    | 05-   |     | •   |  |      | 13-0351      |     |    |    | 26   | 86   | 138  |   |   |   |   |   |     |
|                                 |    | 05-   |     | •   |  |      | 15-1506      |     | 30 | 26 | 54,4 | 91   | 56   |   |   |   |   | 7 | 1   |
| 2.0 T. (125 kW) Eng. Z20LEL     |    | 3/04-   |     | •   |  |      | 13-0407      |     |    |    | 26   | 86   | 138  |   |   |   |   |   |     |
|                                 |    | 3/04-   |     | •   |  |      | 15-1613      |     | 33 | 26 | 52,5 | 90,9 | 54   |   |   |   |   | 7 | 1   |
| 2.0 T. 16v (147 kW) Eng. Z20LER |    | 9/04-   |     | •   |  |      | 13-0407      |     |    |    | 26   | 86   | 138  |   |   |   |   |   |     |
|                                 |    | 9/04-   |     | •   |  |      | 15-1613      |     | 33 | 26 | 52,5 | 90,9 | 54   |   |   |   |   | 7 | 1   |
| <b>Astra J, SW, GTC '09-</b>    |   |  | L/R |  |  | NOTE | METELLI ref. | ABS | A  | B  | C    | D    | E    | F | H | I | L | M | Fig |
| 1.3 CDTi (70 kW) Eng. A13DTE    |    | 09-   |     | •   | A/T  |      | 13-0466      |     |    |    | 25   | 78   | 130  |   |   |   |   |   |     |
|                                 |    | 09-   |     | •   | A/T  |      | 15-1693      |     | 33 | 23 | 51,9 | 82   | 56,7 |   |   |   |   | 7 | 1   |
| 1.4 (103 kW) Eng. A14NET        |    | 12-   |     | •   | A/T  |      | 13-0466      |     |    |    | 25   | 78   | 130  |   |   |   |   |   |     |
|                                 |   | 12-   |     | •   | M/T  |      | 13-0350      |     |    |    | 25   | 78   | 130  |   |   |   |   |   |     |
|                                 |    | 12-   |     | •   | A/T  |      | 15-1693      |     | 33 | 23 | 51,9 | 82   | 56,7 |   |   |   |   | 7 | 1   |
|                                 |   | 12-   |     | •   | M/T  |      | 15-1505      |     | 33 | 24 | 52,3 | 84,4 | 54   |   |   |   |   | 7 | 1   |
| 1.4 (64 kW) Eng. A14XEL         |   | 09-   |     | •   |  |      | 13-0349      |     |    |    | 22   | 72   | 97   |   |   |   |   |   |     |
|                                 |  | 09-   |     | •   |  |      | 15-1504      |     | 33 | 22 | 53   | 79,2 | 53   |   |   |   |   | 7 | 1   |
| 1.4 (74 kW) Eng. A14XER         |  | 09-   |     | •   |  |      | 13-0349      |     |    |    | 22   | 72   | 97   |   |   |   |   |   |     |
|                                 |  | 09-   |     | •   |  |      | 15-1504      |     | 33 | 22 | 53   | 79,2 | 53   |   |   |   |   | 7 | 1   |
| 1.4 T (88 kW) Eng. A14NEL       |  | 10-   |     | •   |  |      | 13-0350      |     |    |    | 25   | 78   | 130  |   |   |   |   |   |     |
|                                 |  | 10-   |     | •   |  |      | 15-1505      |     | 33 | 24 | 52,3 | 84,4 | 54   |   |   |   |   | 7 | 1   |
| 1.4 T. (103 kW) Eng. A14NET     |  | 09-   |     | •   | A/T  |      | 13-0466      |     |    |    | 25   | 78   | 130  |   |   |   |   |   |     |
|                                 |   | 09-   |     | •   | M/T  |      | 13-0350      |     |    |    | 25   | 78   | 130  |   |   |   |   |   |     |
|                                 |  | 09-   |     | •   | A/T  |      | 15-1693      |     | 33 | 23 | 51,9 | 82   | 56,7 |   |   |   |   | 7 | 1   |
|                                 |   | 09-   |     | •   | M/T  |      | 15-1505      |     | 33 | 24 | 52,3 | 84,4 | 54   |   |   |   |   | 7 | 1   |
| 1.6 T. (132 kW) Eng. A16LET     |  | 09-   |     | •   |  |      | 13-0351      |     |    |    | 26   | 86   | 138  |   |   |   |   |   |     |
|                                 |  | 09-   |     | •   |  |      | 15-1506      |     | 30 | 26 | 54,4 | 91   | 56   |   |   |   |   | 7 | 1   |

| <b>Astra J, SW, GTC '09-</b>           |   |  | L/R |  |  | NOTE                        | METELLI ref.   | ABS            | A  | B  | C    | D    | E    | F  | H   | I   | L   | M   | Fig |   |
|--|---|---|-----|---|--|-----------------------------|----------------|----------------|----|----|------|------|------|----|-----|-----|-----|-----|-----|---|
| 1.6, Coupe, Cabrio (85 kW) Eng. A16XER |    | 09-   |     | ●   |  | A/T                         | <b>13-0466</b> |                |    |    | 25   | 78   | 130  |    |     |     |     |     |     |   |
|  |   | 09-   |     | ●   |  | M/T                         | <b>13-0349</b> |                |    |    | 22   | 72   | 97   |    |     |     |     |     |     |   |
|  |    | 09-   |     | ●   |  | A/T                         | <b>15-1693</b> |                | 33 | 23 | 51,9 | 82   | 56,7 |    |     |     |     |     | 7   | 1 |
|  |   | 09-   |     | ●   |  | M/T                         | <b>15-1504</b> |                | 33 | 22 | 53   | 79,2 | 53   |    |     |     |     |     | 7   | 1 |
| 1.7 CDTi (74 kW) Eng. Z17DTH/ A17DTL   |    | 05-   |     | ●   |  |                             | <b>13-0351</b> |                |    |    | 26   | 86   | 138  |    |     |     |     |     |     |   |
|  |    | 05-   |     | ●   |  |                             | <b>15-1506</b> |                | 30 | 26 | 54,4 | 91   | 56   |    |     |     |     | 7   | 1   |   |
| 1.7 CDTi (81 kW) Eng. A17DTJ/ DTE/ DTC |    | 09-   |     | ●   |  |                             | <b>13-0351</b> |                |    |    | 26   | 86   | 138  |    |     |     |     |     |     |   |
|  |    | 09-   |     | ●   |  |                             | <b>15-1506</b> |                | 30 | 26 | 54,4 | 91   | 56   |    |     |     |     | 7   | 1   |   |
| 1.7 CDTi (92 kW) Eng. A17DTR           |    | 09-   |     | ●   |  |                             | <b>13-0351</b> |                |    |    | 26   | 86   | 138  |    |     |     |     |     |     |   |
|  |    | 09-   |     | ●   |  |                             | <b>15-1506</b> |                | 30 | 26 | 54,4 | 91   | 56   |    |     |     |     | 7   | 1   |   |
| 1.7 CDTi (96 kW) Eng. A17DTS/ DTF      |    | 12-   |     | ●   |  |                             | <b>13-0351</b> |                |    |    | 26   | 86   | 138  |    |     |     |     |     |     |   |
|  |    | 11-   |     | ●   |  |                             | <b>15-1506</b> |                | 30 | 26 | 54,4 | 91   | 56   |    |     |     |     | 7   | 1   |   |
| 2.0 CDTi (118 kW) Eng. A20DTH          |    | 09-   |     | ●   |  |                             | <b>13-0351</b> |                |    |    | 26   | 86   | 138  |    |     |     |     |     |     |   |
|  |    | 09-   |     | ●   |  |                             | <b>15-1506</b> |                | 30 | 26 | 54,4 | 91   | 56   |    |     |     |     | 7   | 1   |   |
| <b>Calibra A '90-'97</b>               |   |  | L/R |  |  | NOTE                        | METELLI ref.   | ABS            | A  | B  | C    | D    | E    | F  | H   | I   | L   | M   | Fig |   |
| 2.0 16v, 4WD (110-115 kW) Eng. C20XE   |    | 90-94   |     | ●   |  | +ABS, FWD                   | <b>13-0011</b> |                |    |    | 22   | 83   | 79   |    |     |     |     |     |     |   |
|  |    | 8/91-94   |     | ●   |  | +ABS, FWD, Ch N5000001-     | <b>15-1051</b> | 29             | 33 | 25 | 52   | 90   | 61   |    |     |     |     |     | 5   | 3 |
|  |   | 90-7/91   |     | ●   |  | +ABS, FWD, Ch -N5000000     | <b>15-1052</b> | 43             | 33 | 25 | 52   | 90   | 61   |    |     |     |     |     | 5   | 3 |
|  |   | 90-   | L   |   |  |                             | +ABS, FWD      | <b>17-0273</b> | 29 | 33 | 25   | 34   | 90   | 94 |     | 108 | 57  | 590 | s9  |   |
|  |   | 90-   | R   |   |  |                             | +ABS, FWD      | <b>17-0361</b> | 29 | 33 | 25   | 34   | 90   | 97 |     | 108 | 42  | 653 | s8  |   |
| 2.0 i (85 kW) Eng. C20NE               |  | 90-7/97   |     | ●   |  | +ABS, M/T+A/T               | <b>13-0011</b> |                |    |    | 22   | 83   | 79   |    |     |     |     |     |     |   |
|  |  | 8/91-7/97   |     | ●   |  | +ABS, M/T+A/T, Ch N5000001- | <b>15-1051</b> | 29             | 33 | 25 | 52   | 90   | 61   |    |     |     |     |     | 5   | 3 |
|  |   | 90-7/91   |     | ●   |  | +ABS, M/T+A/T, Ch -N5000000 | <b>15-1052</b> | 43             | 33 | 25 | 52   | 90   | 61   |    |     |     |     |     | 5   | 3 |
|  |  | 90-   | L   |   |  | +ABS                        | <b>17-0273</b> | 29             | 33 | 25 | 34   | 90   | 94   |    | 108 | 57  | 590 | s9  |     |   |
| 2.0 i 16v, 4WD (100 kW) Eng. X20XEV    |  | 94-7/97   |     | ●   |  | +ABS, FWD, Ch N5000001-     | <b>13-0011</b> |                |    |    | 22   | 83   | 79   |    |     |     |     |     |     |   |
|  |  | 94-7/97   |     | ●   |  | +ABS, FWD, Ch N5000001-     | <b>15-1051</b> | 29             | 33 | 25 | 52   | 90   | 61   |    |     |     |     |     | 5   | 3 |
|  |  | 94-   | L   |   |  |                             | +ABS, FWD      | <b>17-0273</b> | 29 | 33 | 25   | 34   | 90   | 94 |     | 108 | 57  | 590 | s9  |   |
|  |   | 94-   | R   |   |  |                             | +ABS, FWD      | <b>17-0361</b> | 29 | 33 | 25   | 34   | 90   | 97 |     | 108 | 42  | 653 | s8  |   |























| <b>Calibra A '90-'97</b>               |   |  | L/R |  |  | NOTE                     | METELLI ref.   | ABS | A  | B  | C  | D  | E   | F | H   | I  | L   | M  | Fig |
|--|---|---|-----|---|--|--------------------------|----------------|-----|----|----|----|----|-----|---|-----|----|-----|----|-----|
| 2.0 i 4WD (85 kW) Eng. C20NE           |    | 90-7/97   |     | ●   |  | +ABS, FWD                | <b>13-0011</b> |     |    |    | 22 | 83 | 79  |   |     |    |     |    |     |
|  |    | 8/91-7/97   |     | ●   |  | +ABS, FWD, Ch N5000001-  | <b>15-1051</b> | 29  | 33 | 25 | 52 | 90 | 61  |   |     |    |     | 5  | 3   |
|  |   | 90-7/91   |     | ●   |  | +ABS, FWD, Ch -N5000000  | <b>15-1052</b> | 43  | 33 | 25 | 52 | 90 | 61  |   |     |    |     | 5  | 3   |
|  |    | 90-   | L   |   |  | +ABS, FWD                | <b>17-0273</b> | 29  | 33 | 25 | 34 | 90 | 94  |   | 108 | 57 | 590 | s9 |     |
|  |   | 90-   | R   |   |  | +ABS, FWD                | <b>17-0361</b> | 29  | 33 | 25 | 34 | 90 | 97  |   | 108 | 42 | 653 | s8 |     |
| 2.0 i T. 4WD (150 kW) Eng. C20LET      |    | 92-97   |     | ●   |  | +ABS, FWD, Ch N5000001-  | <b>13-0011</b> |     |    |    | 22 | 83 | 79  |   |     |    |     |    |     |
|  |    | 92-97   |     | ●   |  | +ABS, FWD, Ch N5000001-  | <b>15-1051</b> | 29  | 33 | 25 | 52 | 90 | 61  |   |     |    |     | 5  | 3   |
|  |    | 92-97   | L   |   |  | +ABS, FWD                | <b>17-0273</b> | 29  | 33 | 25 | 34 | 90 | 94  |   | 108 | 57 | 590 | s9 |     |
|  |   | 92-97   | R   |   |  | +ABS, FWD, G.Box:F16/F20 | <b>17-0361</b> | 29  | 33 | 25 | 34 | 90 | 97  |   | 108 | 42 | 653 | s8 |     |
| <b>Corsa A / Nova '82-'93</b>          |   |  | L/R |  |  | NOTE                     | METELLI ref.   | ABS | A  | B  | C  | D  | E   | F | H   | I  | L   | M  | Fig |
| 1.0 (33 kW) Eng. 10S                   |    | 9/82-3/93   |     | ●   |  | M/T                      | <b>13-0028</b> |     |    |    | 23 | 78 | 110 |   |     |    |     |    |     |
|  |    | 9/82-3/93   |     | ●   |  | M/T                      | <b>15-1029</b> |     | 22 | 28 | 52 | 81 | 58  |   |     |    |     | 11 | 3   |
|  |    | 82-93   | L   |   |  |                          | <b>17-0621</b> |     | 22 | 28 | 22 | 81 | 84  | - | 98  | 58 | 540 | s9 |     |
|  |   | 82-93   | R   |   |  |                          | <b>17-0622</b> |     | 22 | 28 | 22 | 81 | 84  | - | 98  | 58 | 880 | s9 |     |
| 1.2 (38 kW) Eng. 12NV                  |    | 90-93   |     | ●   |  | M/T                      | <b>13-0028</b> |     |    |    | 23 | 78 | 110 |   |     |    |     |    |     |
|  |    | 90-93   |     | ●   |  | M/T                      | <b>15-1029</b> |     | 22 | 28 | 52 | 81 | 58  |   |     |    |     | 11 | 3   |
| 1.2 (40 kW) Eng. 12ST                  |    | 9/82-90   |     | ●   |  | M/T                      | <b>13-0028</b> |     |    |    | 23 | 78 | 110 |   |     |    |     |    |     |
|  |   | 9/82-90   |     | ●   |  | M/T                      | <b>15-1029</b> |     | 22 | 28 | 52 | 81 | 58  |   |     |    |     | 11 | 3   |
|  |  | 82-90   | L   |   |  |                          | <b>17-0621</b> |     | 22 | 28 | 22 | 81 | 84  | - | 98  | 58 | 540 | s9 |     |
|  |   | 82-90   | R   |   |  |                          | <b>17-0622</b> |     | 22 | 28 | 22 | 81 | 84  | - | 98  | 58 | 880 | s9 |     |
| 1.2, i (33 kW) Eng. 12NC/ C12NZ/ E12GV |  | 9/82-3/93   |     | ●   |  | M/T                      | <b>13-0028</b> |     |    |    | 23 | 78 | 110 |   |     |    |     |    |     |
|  |  | 9/82-3/93   |     | ●   |  | M/T                      | <b>15-1029</b> |     | 22 | 28 | 52 | 81 | 58  |   |     |    |     | 11 | 3   |
|  |  | 82-93   | L   |   |  |                          | <b>17-0621</b> |     | 22 | 28 | 22 | 81 | 84  | - | 98  | 58 | 540 | s9 |     |
|  |   | 82-93   | R   |   |  |                          | <b>17-0622</b> |     | 22 | 28 | 22 | 81 | 84  | - | 98  | 58 | 880 | s9 |     |
| 1.3 (51 kW) Eng. 13SB                  |  | 82-89   |     | ●   |  | M/T                      | <b>13-0028</b> |     |    |    | 23 | 78 | 110 |   |     |    |     |    |     |
|  |  | 82-89   |     | ●   |  | M/T                      | <b>15-1029</b> |     | 22 | 28 | 52 | 81 | 58  |   |     |    |     | 11 | 3   |
|  |  | 82-89   | L   |   |  |                          | <b>17-0621</b> |     | 22 | 28 | 22 | 81 | 84  | - | 98  | 58 | 540 | s9 |     |
|  |   | 82-89   | R   |   |  |                          | <b>17-0622</b> |     | 22 | 28 | 22 | 81 | 84  | - | 98  | 58 | 880 | s9 |     |
| 1.3i, Kat (44 kW) Eng. 13NB/ C13N      |  | 85-90   |     | ●   |  | M/T                      | <b>13-0028</b> |     |    |    | 23 | 78 | 110 |   |     |    |     |    |     |
|  |  | 85-90   |     | ●   |  | M/T                      | <b>15-1029</b> |     | 22 | 28 | 52 | 81 | 58  |   |     |    |     | 11 | 3   |
|  |  | 85-90   | L   |   |  |                          | <b>17-0621</b> |     | 22 | 28 | 22 | 81 | 84  | - | 98  | 58 | 540 | s9 |     |
|  |   | 85-90   | R   |   |  |                          | <b>17-0622</b> |     | 22 | 28 | 22 | 81 | 84  | - | 98  | 58 | 880 | s9 |     |














| Corsa A / Nova '82-'93                 |    | L/R     |  |  | NOTE | METELLI ref. | ABS     | A  | B  | C    | D  | E   | F  | H | I  | L  | M   | Fig |  |
|--|---|---------|---|---|------|--------------|---------|----|----|------|----|-----|----|---|----|----|-----|-----|--|
| 1.4 i (44 kW) Eng. C14NZ/ X14SZ        |    | 90-3/93 |   | •   | M/T  | 13-0028      |         |    |    | 23   | 78 | 110 |    |   |    |    |     |     |  |
|  |    | 90-3/93 |   | •   | M/T  | 15-1029      |         | 22 | 28 | 52   | 81 | 58  |    |   |    |    | 11  | 3   |  |
| 1.4 S (53-55 kW) Eng. 14NV             |    | 90-93   |   | •   | M/T  | 13-0028      |         |    |    | 23   | 78 | 110 |    |   |    |    |     |     |  |
|  |    | 90-93   |   | •   | M/T  | 15-1029      |         | 22 | 28 | 52   | 81 | 58  |    |   |    |    | 11  | 3   |  |
|  |    | 90-93   | L   |   |      |              | 17-0621 |    | 22 | 28   | 22 | 81  | 84 | - | 98 | 58 | 540 | s9  |  |
|  |   | 90-93   | R   |   |      |              | 17-0622 |    | 22 | 28   | 22 | 81  | 84 | - | 98 | 58 | 880 | s9  |  |
| 1.4 Si (60 kW) Eng. C14SE              |    | 91-93   |   | •   | M/T  | 13-0028      |         |    |    | 23   | 78 | 110 |    |   |    |    |     |     |  |
|  |    | 91-93   |   | •   | M/T  | 15-1029      |         | 22 | 28 | 52   | 81 | 58  |    |   |    |    | 11  | 3   |  |
| 1.5 D (37 kW) Eng. 15D(4EC1)           |    | 87-93   |   | •   | M/T  | 13-0028      |         |    |    | 23   | 78 | 110 |    |   |    |    |     |     |  |
|  |    | 87-93   |   | •   | M/T  | 15-1029      |         | 22 | 28 | 52   | 81 | 58  |    |   |    |    | 11  | 3   |  |
|  |    | 87-93   | L   |   |      |              | 17-0621 |    | 22 | 28   | 22 | 81  | 84 | - | 98 | 58 | 540 | s9  |  |
|  |   | 87-93   | R   |   |      |              | 17-0622 |    | 22 | 28   | 22 | 81  | 84 | - | 98 | 58 | 880 | s9  |  |
| 1.5 TD (49 kW) Eng. 15DT(T4EC1)        |    | 88-93   |   | •   | M/T  | 13-0008      |         |    |    | 19   | 75 | 82  |    |   |    |    |     |     |  |
|  |    | 88-93   |   | •   | M/T  | 14-0010      |         |    |    | 19   | 55 | 98  |    |   |    |    |     |     |  |
|  |    | 88-93   |   | •   | M/T  | 15-1007      |         | 22 | 22 | 52   | 81 | 57  |    |   |    |    | 11  | 3   |  |
|  |    | 88-93   |   | •   | M/T  | 16-1008      |         | 22 | 22 | 34,9 | 84 |     |    |   |    |    |     |     |  |
| 1.6 GSI (72 kW) Eng. C16SEI            |    | 89-3/93 |   | •   |      | 13-0008      |         |    |    | 19   | 75 | 82  |    |   |    |    |     |     |  |
|  |    | 89-3/93 |   | •   |      | 14-0010      |         |    |    | 19   | 55 | 98  |    |   |    |    |     |     |  |
|  |    | 89-3/93 |   | •   |      | 15-1007      |         | 22 | 22 | 52   | 81 | 57  |    |   |    |    | 11  | 3   |  |
|  |   | 89-3/93 |   | •   |      | 16-1008      |         | 22 | 22 | 34,9 | 84 |     |    |   |    |    |     |     |  |
| 1.6 GSI, Kat (74 kW) Eng. C16SE/ E16SE |  | 92-93   |   | •   |      | 13-0008      |         |    |    | 19   | 75 | 82  |    |   |    |    |     |     |  |
|  |  | 92-93   |   | •   |      | 14-0010      |         |    |    | 19   | 55 | 98  |    |   |    |    |     |     |  |
|  |  | 92-93   |   | •   |      | 15-1007      |         | 22 | 22 | 52   | 81 | 57  |    |   |    |    | 11  | 3   |  |
|  |  | 92-93   |   | •   |      | 16-1008      |         | 22 | 22 | 34,9 | 84 |     |    |   |    |    |     |     |  |





















| Corsa B / Corsa '93-'00              |   |  | L/R |  |  | NOTE                | METELLI ref. | ABS     | A  | B  | C  | D  | E   | F  | H  | I  | L    | M   | Fig |  |  |
|--------------------------------------|---|---|-----|---|---|---------------------|--------------|---------|----|----|----|----|-----|----|----|----|------|-----|-----|--|--|
| 1.0 i 12v (40 kW) Eng. X10XE         |    | 96-00   |     | ●   |   | +ABS                | 13-0007      |         |    |    | 23 | 78 | 110 |    |    |    |      |     |     |  |  |
|                                      |    | 96-00   |     | ●   |   | +ABS                | 15-1116      | 29      | 22 | 28 | 52 | 81 | 58  |    |    |    |      | 11  | 3   |  |  |
|                                      |    | 96-00   | L   |   |   |                     | +ABS         | 17-0477 | 29 | 22 |    | 22 | 74  | 77 | 30 | 97 | 57,5 | 560 |     |  |  |
|                                      |   | 96-00   | L   |   |   |                     | +ABS         | 17-0723 | 29 | 22 |    | 22 | 82  | 79 |    | 98 | 57,5 | 561 | s3  |  |  |
|                                      |   | 96-00   | L   |   |   |                     | -ABS         | 17-0552 |    | 22 |    | 22 | 82  | 79 | 30 | 98 | 57,5 | 561 | s3  |  |  |
|                                      |   | 96-00   | R   |   |   |                     | +ABS         | 17-0724 | 29 | 22 |    | 22 | 82  | 79 |    | 98 | 57,5 | 910 | s3  |  |  |
|                                      |   | 96-00   | R   |   |   |                     | -ABS         | 17-0553 |    | 22 |    | 22 | 82  | 79 | 30 | 98 | 57,5 | 910 | s3  |  |  |
|                                      |   | 96-00   | R   |   |   |                     | -ABS         | 17-0478 |    | 22 |    | 22 | 74  | 77 | 30 | 97 | 57,5 | 912 |     |  |  |
| 1.2 i 16v (48 kW) Eng. X12XE         |    | 98-00   |     | ●   |   | +ABS, M/T           | 13-0007      |         |    |    | 23 | 78 | 110 |    |    |    |      |     |     |  |  |
|                                      |    | 98-00   |     | ●   |   | +ABS, M/T           | 15-1116      | 29      | 22 | 28 | 52 | 81 | 58  |    |    |    |      | 11  | 3   |  |  |
|                                      |    | 98-00   | L   |   |   |                     | M/T          | 17-0095 |    | 22 | 28 | 22 | 81  | 84 |    | 98 | 57   | 563 | s9  |  |  |
|                                      |   | 98-00   | L   |   |   |                     | +ABS         | 17-0279 | 29 | 22 | 22 | 22 | 81  | 82 |    | 98 | 58   | 563 | s9  |  |  |
|                                      |   | 98-00   | R   |   |   |                     | M/T          | 17-0096 |    | 22 | 28 | 22 | 81  | 84 |    | 98 | 57   | 917 | s9  |  |  |
|                                      |   | 98-00   | R   |   |   |                     | +ABS         | 17-0280 | 29 | 22 | 22 | 22 | 81  | 82 |    | 98 | 58   | 930 | s9  |  |  |
| 1.2i (33 kW) Eng. 12NZ/ C12NZ/ X12SZ |    | 93-00   |     | ●   |   | +ABS, M/T           | 13-0007      |         |    |    | 23 | 78 | 110 |    |    |    |      |     |     |  |  |
|                                      |    | 93-00   |     | ●   |   | +ABS, M/T           | 15-1116      | 29      | 22 | 28 | 52 | 81 | 58  |    |    |    |      | 11  | 3   |  |  |
|                                      |    | 93-00   | L   |   |   |                     | +ABS         | 17-0279 | 29 | 22 | 22 | 22 | 81  | 82 |    | 98 | 58   | 563 | s9  |  |  |
|                                      |   | 93-00   | L   |   |   |                     | -ABS, M/T    | 17-0095 |    | 22 | 28 | 22 | 81  | 84 |    | 98 | 57   | 563 | s9  |  |  |
|                                      |   | 93-00   | R   |   |   |                     | +ABS         | 17-0280 | 29 | 22 | 22 | 22 | 81  | 82 |    | 98 | 58   | 930 | s9  |  |  |
|                                      |   | 93-00   | R   |   |   |                     | -ABS, M/T    | 17-0096 |    | 22 | 28 | 22 | 81  | 84 |    | 98 | 57   | 917 | s9  |  |  |
| 1.4 i (40-44 kW) Eng. C14NZ/ X14SZ   |    | 93-00   |     | ●   |   | +ABS, M/T           | 13-0007      |         |    |    | 23 | 78 | 110 |    |    |    |      |     |     |  |  |
|                                      |  | 93-00   |     | ●   |   | +ABS, M/T           | 15-1116      | 29      | 22 | 28 | 52 | 81 | 58  |    |    |    |      | 11  | 3   |  |  |
|                                      |  | 93-00   | L   |   |   |                     | +ABS         | 17-0279 | 29 | 22 | 22 | 22 | 81  | 82 |    | 98 | 58   | 563 | s9  |  |  |
|                                      |   | 93-00   | L   |   |   |                     | -ABS, M/T    | 17-0095 |    | 22 | 28 | 22 | 81  | 84 |    | 98 | 57   | 563 | s9  |  |  |
|                                      |   | 93-00   | R   |   |   |                     | +ABS         | 17-0280 | 29 | 22 | 22 | 22 | 81  | 82 |    | 98 | 58   | 930 | s9  |  |  |
|                                      |   | 93-00   | R   |   |   |                     | -ABS, M/T    | 17-0096 |    | 22 | 28 | 22 | 81  | 84 |    | 98 | 57   | 917 | s9  |  |  |
| 1.4 i 16v, SW (66 kW) Eng. X14XE     |  | 94-00   | L   |   |   | +ABS, G.Box:F10-F13 | 17-0279      | 29      | 22 | 22 | 22 | 81 | 82  |    | 98 | 58 | 563  | s9  |     |  |  |
|                                      |   | 94-00   | R   |   |   | +ABS, G.Box:F10-F13 | 17-0280      | 29      | 22 | 22 | 22 | 81 | 82  |    | 98 | 58 | 930  | s9  |     |  |  |



































| Corsa B / Corsa '93-'00         |   |  | L/R |  |  | NOTE      | METELLI ref.    | ABS     | A  | B  | C    | D  | E    | F  | H | I  | L  | M   | Fig |  |  |
|---------------------------------|---|---|-----|---|---|-----------|-----------------|---------|----|----|------|----|------|----|---|----|----|-----|-----|--|--|
| 1.4 Si (60 kW) Eng. C14SE       |    | 93-00   |     | ●   |   | +ABS, M/T | 13-0007         |         |    |    | 23   | 78 | 110  |    |   |    |    |     |     |  |  |
|                                 |    | 93-00   |     | ●   |   | +ABS, M/T | 15-1116         | 29      | 22 | 28 | 52   | 81 | 58   |    |   |    |    | 11  | 3   |  |  |
|                                 |    | 93-00   | L   |   |   |           | +ABS            | 17-0279 | 29 | 22 | 22   | 22 | 81   | 82 |   | 98 | 58 | 563 | s9  |  |  |
|                                 |   | 93-00   | L   |   |   |           | -ABS, M/T       | 17-0095 |    | 22 | 28   | 22 | 81   | 84 |   | 98 | 57 | 563 | s9  |  |  |
|                                 |   | 93-00   | R   |   |   |           | +ABS            | 17-0280 | 29 | 22 | 22   | 22 | 81   | 82 |   | 98 | 58 | 930 | s9  |  |  |
|                                 |   | 93-00   | R   |   |   |           | -ABS, M/T       | 17-0096 |    | 22 | 28   | 22 | 81   | 84 |   | 98 | 57 | 917 | s9  |  |  |
| 1.5 D (37 kW) Eng. 15D(4EC1)    |    | 93-96   |     | ●   |   | +ABS, M/T | 13-0007         |         |    |    | 23   | 78 | 110  |    |   |    |    |     |     |  |  |
|                                 |   | 96-00   |     | ●   |   | +ABS, M/T | 13-0009         |         |    |    | 22   | 76 | 113  |    |   |    |    |     |     |  |  |
|                                 |    | 93-96   |     | ●   |   | +ABS, M/T | 15-1116         | 29      | 22 | 28 | 52   | 81 | 58   |    |   |    |    | 11  | 3   |  |  |
|                                 |   | 96-00   |     | ●   |   | +ABS, M/T | 15-1118         | 29      | 22 | 22 | 52   | 81 | 58,5 |    |   |    |    | 9   | 3   |  |  |
|                                 |    | 93-00   | L   |   |   |           | +ABS            | 17-0279 | 29 | 22 | 22   | 22 | 81   | 82 |   | 98 | 58 | 563 | s9  |  |  |
|                                 |   | 93-00   | L   |   |   |           | -ABS, M/T       | 17-0095 |    | 22 | 28   | 22 | 81   | 84 |   | 98 | 57 | 563 | s9  |  |  |
|                                 |   | 93-00   | R   |   |   |           | +ABS            | 17-0280 | 29 | 22 | 22   | 22 | 81   | 82 |   | 98 | 58 | 930 | s9  |  |  |
|                                 |   | 93-00   | R   |   |   |           | -ABS, M/T       | 17-0096 |    | 22 | 28   | 22 | 81   | 84 |   | 98 | 57 | 917 | s9  |  |  |
| 1.5 TD (49 kW) Eng. 15DT(T4EC1) |    | 93-00   |     | ●   |   | +ABS, M/T | 13-0007         |         |    |    | 23   | 78 | 110  |    |   |    |    |     |     |  |  |
|                                 |    | 93-00   |     | ●   |   | +ABS, M/T | 15-1116         | 29      | 22 | 28 | 52   | 81 | 58   |    |   |    |    | 11  | 3   |  |  |
|                                 |    | 93-00   | L   |   |   |           | +ABS            | 17-0279 | 29 | 22 | 22   | 22 | 81   | 82 |   | 98 | 58 | 563 | s9  |  |  |
|                                 |   | 93-00   | L   |   |   |           | -ABS, M/T       | 17-0095 |    | 22 | 28   | 22 | 81   | 84 |   | 98 | 57 | 563 | s9  |  |  |
|                                 |   | 93-00   | R   |   |   |           | +ABS            | 17-0280 | 29 | 22 | 22   | 22 | 81   | 82 |   | 98 | 58 | 930 | s9  |  |  |
|                                 |   | 93-00   | R   |   |   |           | -ABS, M/T       | 17-0096 |    | 22 | 28   | 22 | 81   | 84 |   | 98 | 57 | 917 | s9  |  |  |
| 1.6 GSI 16v (80 kW) Eng. C16XE  |    | 93-00   |     | ●   |   | +ABS      | 13-0009         |         |    |    | 22   | 76 | 113  |    |   |    |    |     |     |  |  |
|                                 |  | 93-00   |     |   | ●   |           | 14-0010         |         |    |    | 19   | 55 | 98   |    |   |    |    |     |     |  |  |
|                                 |  | 93-00   |     | ●   |   | +ABS      | 15-1118         | 29      | 22 | 22 | 52   | 81 | 58,5 |    |   |    |    | 9   | 3   |  |  |
|                                 |  | 93-00   |     |   | ●   |           | 16-1008         |         | 22 | 22 | 34,9 | 84 |      |    |   |    |    |     |     |  |  |
|                                 |  | 93-00   | L   |   |   |           | -ABS, G.Box:F15 | 17-0095 |    | 22 | 28   | 22 | 81   | 84 |   | 98 | 57 | 563 | s9  |  |  |
|                                 |   | 93-00   | R   |   |   |           | -ABS, G.Box:F15 | 17-0096 |    | 22 | 28   | 22 | 81   | 84 |   | 98 | 57 | 917 | s9  |  |  |
| 1.6 i 16v (78 kW) Eng. X16XE    |  | 94-00   |     | ●   |   | +ABS      | 13-0009         |         |    |    | 22   | 76 | 113  |    |   |    |    |     |     |  |  |
|                                 |  | 94-00   |     |   | ●   |           | 14-0010         |         |    |    | 19   | 55 | 98   |    |   |    |    |     |     |  |  |
|                                 |  | 94-00   |     | ●   |   | +ABS      | 15-1118         | 29      | 22 | 22 | 52   | 81 | 58,5 |    |   |    |    | 9   | 3   |  |  |
|                                 |  | 94-00   |     |   | ●   |           | 16-1008         |         | 22 | 22 | 34,9 | 84 |      |    |   |    |    |     |     |  |  |
|                                 |  | 94-00   | L   |   |   |           | -ABS, G.Box:F15 | 17-0095 |    | 22 | 28   | 22 | 81   | 84 |   | 98 | 57 | 563 | s9  |  |  |
|                                 |   | 94-00   | R   |   |   |           | -ABS, G.Box:F15 | 17-0096 |    | 22 | 28   | 22 | 81   | 84 |   | 98 | 57 | 917 | s9  |  |  |






























| Corsa B / Corsa '93-'00              |   |  | L/R |  |  | NOTE      | METELLI ref. | ABS     | A  | B  | C  | D    | E   | F    | H    | I  | L    | M   | Fig |  |  |
|--------------------------------------|---|---|-----|---|--|-----------|--------------|---------|----|----|----|------|-----|------|------|----|------|-----|-----|--|--|
| 1.7 D (44 kW) Eng. 17D(4EE1)/ X17D   |    | 96-00   |     | ●   |  | +ABS, M/T | 13-0007      |         |    |    | 23 | 78   | 110 |      |      |    |      |     |     |  |  |
|                                      |    | 96-00   |     | ●   |  | +ABS, M/T | 15-1116      | 29      | 22 | 28 | 52 | 81   | 58  |      |      |    |      | 11  | 3   |  |  |
|                                      |    | 96-00   | L   |   |  |           |              | 17-0095 |    | 22 | 28 | 22   | 81  | 84   |      | 98 | 57   | 563 | s9  |  |  |
|                                      |   | 96-00   | L   |   |  |           | +ABS         | 17-0279 | 29 | 22 | 22 | 22   | 81  | 82   |      | 98 | 58   | 563 | s9  |  |  |
|                                      |   | 96-00   | R   |   |  |           |              | 17-0096 |    | 22 | 28 | 22   | 81  | 84   |      | 98 | 57   | 917 | s9  |  |  |
|                                      |   | 96-00   | R   |   |  |           | +ABS         | 17-0280 | 29 | 22 | 22 | 22   | 81  | 82   |      | 98 | 58   | 930 | s9  |  |  |
| <b>Corsa C / Corsa II '00-'06</b>    |   |  | L/R |  |  | NOTE      | METELLI ref. | ABS     | A  | B  | C  | D    | E   | F    | H    | I  | L    | M   | Fig |  |  |
| 1.0 12v (43 kW) Eng. Z10XE           |    | 9/00-   |     | ●   |  | +ABS      | 13-0275      |         |    |    | 22 | 72   | 127 |      |      |    |      |     |     |  |  |
|                                      |    | 9/00-   |     | ●   |  | +ABS      | 15-1400      | 29      | 22 | 28 | 52 | 75,6 | 58  |      |      |    |      | 10  | 3   |  |  |
|                                      |    | 9/00-   | L   |   |  |           | +ABS         | 17-0765 | 29 | 22 |    |      | 74  | 74,6 | 37,5 | 97 | 57,5 | 582 |     |  |  |
|                                      |   | 9/00-   | L   |   |  |           | -ABS         | 17-0479 |    | 22 |    |      | 74  | 74,6 | 37,5 | 97 | 57,5 | 582 |     |  |  |
|                                      |   | 9/00-   | R   |   |  |           | +ABS         | 17-0766 | 29 | 22 |    |      | 74  | 74,6 | 37,5 | 97 | 57,5 | 932 |     |  |  |
|                                      |   | 9/00-   | R   |   |  |           | -ABS         | 17-0480 |    | 22 |    |      | 74  | 74,6 | 37,5 | 97 | 57,5 | 932 |     |  |  |
| 1.0 12v (44 kW) Eng. Z10XEP          |    | 03-   |     | ●   |  | +ABS      | 13-0275      |         |    |    | 22 | 72   | 127 |      |      |    |      |     |     |  |  |
|                                      |    | 03-   |     | ●   |  | +ABS      | 15-1400      | 29      | 22 | 28 | 52 | 75,6 | 58  |      |      |    |      | 10  | 3   |  |  |
| 1.2 16v (55 kW) Eng. Z12XE           |    | 9/00-   |     | ●   |  | +ABS      | 13-0275      |         |    |    | 22 | 72   | 127 |      |      |    |      |     |     |  |  |
|                                      |    | 9/00-   |     | ●   |  | +ABS      | 15-1400      | 29      | 22 | 28 | 52 | 75,6 | 58  |      |      |    |      | 10  | 3   |  |  |
|                                      |    | 9/00-   | L   |   |  |           | +ABS         | 17-0765 | 29 | 22 |    |      | 74  | 74,6 | 37,5 | 97 | 57,5 | 582 |     |  |  |
|                                      |   | 9/00-   | L   |   |  |           | -ABS         | 17-0479 |    | 22 |    |      | 74  | 74,6 | 37,5 | 97 | 57,5 | 582 |     |  |  |
|                                      |   | 9/00-   | R   |   |  |           | +ABS         | 17-0766 | 29 | 22 |    |      | 74  | 74,6 | 37,5 | 97 | 57,5 | 932 |     |  |  |
|                                      |   | 9/00-   | R   |   |  |           | -ABS         | 17-0480 |    | 22 |    |      | 74  | 74,6 | 37,5 | 97 | 57,5 | 932 |     |  |  |
| 1.2 16v Twinport (59 kW) Eng. Z12XEP |  | 04-   |     | ●   |  | +ABS      | 13-0275      |         |    |    | 22 | 72   | 127 |      |      |    |      |     |     |  |  |
|                                      |  | 04-   |     | ●   |  | +ABS      | 15-1400      | 29      | 22 | 28 | 52 | 75,6 | 58  |      |      |    |      | 10  | 3   |  |  |
| 1.3 CDTi 16v (51 kW) Eng. Z13DT      |  | 03-   |     | ●   |  | +ABS      | 13-0010      |         |    |    | 22 | 72   | 127 |      |      |    |      |     |     |  |  |
|                                      |  | 03-   |     | ●   |  | +ABS      | 15-1437      | 29      | 22 | 28 | 52 | 81   | 58  |      |      |    |      | 11  | 3   |  |  |
|                                      |  | 9/00-   | L   |   |  |           | +ABS         | 17-0769 | 29 | 22 |    |      | 81  |      |      |    |      | 580 | s5  |  |  |
|                                      |   | 9/00-   | L   |   |  |           | -ABS         | 17-0483 |    | 22 |    |      | 81  |      |      |    |      | 580 |     |  |  |
|                                      |   | 9/00-   | R   |   |  |           | +ABS         | 17-0770 | 29 | 22 |    |      | 81  |      |      |    |      | 932 | s5  |  |  |
|                                      |   | 9/00-   | R   |   |  |           | -ABS         | 17-0484 |    | 22 |    |      | 81  |      |      |    |      | 932 |     |  |  |
























| Corsa C / Corsa II '00-'06           |   |  | L/R |  |  | NOTE           | METELLI ref.                      | ABS            | A  | B  | C  | D    | E    | F | H | I   | L | M   | Fig |  |
|--------------------------------------|---|---|-----|---|---|----------------|-----------------------------------|----------------|----|----|----|------|------|---|---|-----|---|-----|-----|--|
| 1.4 16v (66 kW) Eng. Z14XE           |  | 9/00-   |     | ●   |   | +ABS           | <b>13-0275</b>                    |                |    |    | 22 | 72   | 127  |   |   |     |   |     |     |  |
|                                      |  | 9/00-   |     | ●   |   | +ABS           | <b>15-1400</b>                    | 29             | 22 | 28 | 52 | 75,6 | 58   |   |   |     |   | 10  | 3   |  |
|                                      |  | 9/00-   | L   |   |   |                | +ABS, Ch -13999999                | <b>17-0767</b> | 29 | 22 |    |      | 81   |   |   |     |   | 580 |     |  |
|                                      |   | 9/00-   | L   |   |   |                | +ABS, Ch 23000001-                | <b>17-0769</b> | 29 | 22 |    |      | 81   |   |   |     |   | 580 | s5  |  |
|                                      |   | 9/00-   | L   |   |   |                | -ABS, Ch -13999999                | <b>17-0481</b> |    | 22 |    |      | 81   |   |   |     |   | 580 |     |  |
|                                      |   | 9/00-   | L   |   |   |                | -ABS, Ch 23000001-                | <b>17-0483</b> |    | 22 |    |      | 81   |   |   |     |   | 580 |     |  |
|                                      |   | 9/00-   | R   |   |   |                | +ABS, Ch -13999999                | <b>17-0768</b> | 29 | 22 |    |      | 81   |   |   |     |   | 932 |     |  |
|                                      |   | 9/00-   | R   |   |   |                | +ABS, Ch 23000001-                | <b>17-0770</b> | 29 | 22 |    |      | 81   |   |   |     |   | 932 | s5  |  |
|                                      |   | 9/00-   | R   |   |   |                | -ABS, Ch -13999999                | <b>17-0482</b> |    | 22 |    |      | 81   |   |   |     |   | 932 |     |  |
| 9/00-                                | R   |   |     |   | -ABS, Ch 23000001-  | <b>17-0484</b> |                                   | 22             |    |    | 81 |      |      |   |   | 932 |   |     |     |  |
| 1.4 16v Twinport (66 kW) Eng. Z14XEP |  | 03-   |     | ●   |   | +ABS           | <b>13-0275</b>                    |                |    |    | 22 | 72   | 127  |   |   |     |   |     |     |  |
|                                      |  | 03-   |     | ●   |   | +ABS           | <b>15-1400</b>                    | 29             | 22 | 28 | 52 | 75,6 | 58   |   |   |     |   | 10  | 3   |  |
| 1.7 CDTi (74 kW) Eng. Z17DTH         |  | 6/03-   |     | ●   |   | +ABS           | <b>13-0312</b>                    |                |    |    | 25 | 78   | 130  |   |   |     |   |     |     |  |
|                                      |  | 6/03-   |     | ●   |   | +ABS           | <b>15-1452</b>                    | 29             | 33 | 24 | 52 | 84,5 | 58,8 |   |   |     |   | 6   | 1   |  |
| 1.7 Di 16v (48 kW) Eng. Y17DTL       |  | 9/00-   |     | ●   |   | +ABS           | <b>13-0010</b>                    |                |    |    | 22 | 72   | 127  |   |   |     |   |     |     |  |
|                                      |  | 9/00-   |     | ●   |   | +ABS           | <b>15-1437</b>                    | 29             | 22 | 28 | 52 | 81   | 58   |   |   |     |   | 11  | 3   |  |
|                                      |  | 9/00-   | L   |   |   |                | +ABS, Ch -13999999                | <b>17-0767</b> | 29 | 22 |    |      | 81   |   |   |     |   | 580 |     |  |
|                                      |   | 9/00-   | L   |   |   |                | +ABS, Ch 23000001-                | <b>17-0769</b> | 29 | 22 |    |      | 81   |   |   |     |   | 580 | s5  |  |
|                                      |   | 9/00-   | L   |   |   |                | -ABS, Ch -13999999, G.Box:F08/F68 | <b>17-0481</b> |    | 22 |    |      | 81   |   |   |     |   | 580 |     |  |
|                                      |   | 9/00-   | L   |   |   |                | -ABS, Ch 23000001-, G.Box:F08/F68 | <b>17-0483</b> |    | 22 |    |      | 81   |   |   |     |   | 580 |     |  |
|                                      |   | 9/00-   | R   |   |   |                | +ABS, Ch -13999999                | <b>17-0768</b> | 29 | 22 |    |      | 81   |   |   |     |   | 932 |     |  |
|                                      |   | 9/00-   | R   |   |   |                | +ABS, Ch 23000001-                | <b>17-0770</b> | 29 | 22 |    |      | 81   |   |   |     |   | 932 | s5  |  |
| 9/00-                                | R   |   |     |   | -ABS, Ch -13999999, G.Box:F08/F68   | <b>17-0482</b> |                                   | 22             |    |    | 81 |      |      |   |   | 932 |   |     |     |  |
| 9/00-                                | R   |   |     |   | -ABS, Ch 23000001-, G.Box:F08/F68   | <b>17-0484</b> |                                   | 22             |    |    | 81 |      |      |   |   | 932 |   |     |     |  |



























| <b>Corsa C / Corsa II '00-'06</b>    |   |  | L/R |  |  | NOTE              | METELLI ref.                      | ABS            | A  | B  | C  | D    | E    | F    | H    | I    | L    | M   | Fig |   |  |
|--------------------------------------|---|---|-----|---|---|-------------------|-----------------------------------|----------------|----|----|----|------|------|------|------|------|------|-----|-----|---|--|
| 1.7 DTI 16v (55 kW) Eng. Y17DT       |    | 9/00-   |     | ●   |   | +ABS              | <b>13-0010</b>                    |                |    |    | 22 | 72   | 127  |      |      |      |      |     |     |   |  |
|                                      |    | 9/00-   |     | ●   |   | +ABS              | <b>15-1437</b>                    | 29             | 22 | 28 | 52 | 81   | 58   |      |      |      |      | 11  | 3   |   |  |
|                                      |    | 9/00-   | L   |   |   |                   | +ABS, Ch -13999999                | <b>17-0767</b> | 29 | 22 |    |      | 81   |      |      |      |      | 580 |     |   |  |
|                                      |   | 9/00-   | L   |   |   |                   | +ABS, Ch 23000001-                | <b>17-0769</b> | 29 | 22 |    |      | 81   |      |      |      |      | 580 | s5  |   |  |
|                                      |   | 9/00-   | L   |   |   |                   | -ABS, Ch -13999999, G.Box:F08/F68 | <b>17-0481</b> |    | 22 |    |      | 81   |      |      |      |      | 580 |     |   |  |
|                                      |   | 9/00-   | L   |   |   |                   | -ABS, Ch 23000001-, G.Box:F08/F68 | <b>17-0483</b> |    | 22 |    |      | 81   |      |      |      |      | 580 |     |   |  |
|                                      |   | 9/00-   | R   |   |   |                   | +ABS, Ch -13999999                | <b>17-0768</b> | 29 | 22 |    |      | 81   |      |      |      |      | 932 |     |   |  |
|                                      |   | 9/00-   | R   |   |   |                   | +ABS, Ch 23000001-                | <b>17-0770</b> | 29 | 22 |    |      | 81   |      |      |      |      | 932 | s5  |   |  |
|                                      |   | 9/00-   | R   |   |   |                   | -ABS, Ch -13999999, G.Box:F08/F68 | <b>17-0482</b> |    | 22 |    |      | 81   |      |      |      |      | 932 |     |   |  |
|                                      |   | 9/00-   | R   |   |   |                   | -ABS, Ch 23000001-, G.Box:F08/F68 | <b>17-0484</b> |    | 22 |    |      | 81   |      |      |      |      | 932 |     |   |  |
| 1.8 16v (92 kW) Eng. Z18XE           |    | 9/00-   |     | ●   |   | +ABS              | <b>13-0222</b>                    |                |    |    | 25 | 78   | 130  |      |      |      |      |     |     |   |  |
|                                      |    | 9/00-   |     | ●   |   | +ABS              | <b>15-1451</b>                    | 29             | 22 | 23 | 52 | 82   | 58   |      |      |      |      | 15  | 1   |   |  |
|                                      |    | 00-   | L   |   |   |                   | -ABS, Ch 23000001-                | <b>17-0848</b> |    | 22 | 22 |      | 82   | 74,6 | 37,5 | 96,5 | 57,4 | 580 | s3  |   |  |
|                                      |   | 00-   | R   |   |   |                   | -ABS, M/T, Ch 23000001-           | <b>17-0849</b> |    | 22 | 22 |      | 82   | 74,6 | 37,5 | 96,5 | 57,4 | 932 | s3  |   |  |
| <b>Corsa D '06-</b>                  |   |  | L/R |  |  | NOTE              | METELLI ref.                      | ABS            | A  | B  | C  | D    | E    | F    | H    | I    | L    | M   | Fig |   |  |
| 1.0 12v (44 kW) Eng. Z10XEP          |    | 05-   |     | ●   |   | Delphi            | <b>13-0394</b>                    |                |    |    | 20 | 68   | 100  |      |      |      |      |     |     |   |  |
|                                      |   | 06-   |     | ●   |   | Ch -84239420, Gkn | <b>13-0393</b>                    |                |    |    | 22 | 72   | 127  |      |      |      |      |     |     |   |  |
|                                      |    | 06-   |     | ●   |   | Delphi            | <b>15-1594</b>                    |                | 22 | 27 | 51 | 75,4 | 40,5 |      |      |      |      |     | 4a  | 3 |  |
|                                      |   | 06-   |     | ●   |   | Ch -84239420, Gkn | <b>15-1593</b>                    |                | 22 | 21 | 51 | 75,1 | 40,5 |      |      |      |      |     | 4a  | 1 |  |
|                                      |   | 7/06-   | L   |   |   |                   | M/T                               | <b>17-1017</b> |    | 22 |    | 22   | 75,5 | -    | -    | -    | 57,5 | 618 |     |   |  |
|                                      |   | 7/06-   | R   |   |   |                   | M/T                               | <b>17-1018</b> |    | 22 |    | 22   | 75,5 | -    | -    | -    | 57,5 | 924 |     |   |  |
| 1.2 16v (59 kW) Eng. Z12XEP          |  | 05-   |     | ●   |   |                   | <b>13-0394</b>                    |                |    |    | 20 | 68   | 100  |      |      |      |      |     |     |   |  |
|                                      |   | 06-   |     | ●   |   | Ch -84239420, Gkn | <b>13-0393</b>                    |                |    |    | 22 | 72   | 127  |      |      |      |      |     |     |   |  |
|                                      |  | 06-   |     | ●   |   | Delphi            | <b>15-1594</b>                    |                | 22 | 27 | 51 | 75,4 | 40,5 |      |      |      |      |     | 4a  | 3 |  |
|                                      |   | 06-   |     | ●   |   | Ch -84239420, Gkn | <b>15-1593</b>                    |                | 22 | 21 | 51 | 75,1 | 40,5 |      |      |      |      |     | 4a  | 1 |  |
|                                      |  | 7/06-   | L   |   |   |                   | M/T                               | <b>17-1017</b> |    | 22 |    | 22   | 75,5 | -    | -    | -    | 57,5 | 618 |     |   |  |
|                                      |   | 7/06-   | R   |   |   |                   | M/T                               | <b>17-1018</b> |    | 22 |    | 22   | 75,5 | -    | -    | -    | 57,5 | 924 |     |   |  |
| 1.3 CDTI (70 kW) Eng. A13DTR/ Z13DTE |  | 10-   |     | ●   |   |                   | <b>13-0392</b>                    |                |    |    | 25 | 78   | 130  |      |      |      |      |     |     |   |  |
|                                      |   | 10-   |     | ●   |   |                   |                                   | <b>15-1592</b> | 25 | 23 | 51 | 82,1 | 48,2 |      |      |      |      | 4   | 1   |   |  |
|                                      |  | 7/06-   | L   |   |   |                   | M/T                               | <b>17-1013</b> |    | 25 |    | 25   | 82   | -    | -    | 85   | 57   | 569 |     |   |  |
|                                      |   | 7/06-   | R   |   |   |                   | M/T                               | <b>17-1014</b> |    | 25 |    | 25   | 82   | -    | -    | 85   | 57   | 954 |     |   |  |

| <b>Corsa D '06-</b>                      |   |  | L/R |  |  | NOTE | METELLI ref.   | ABS            | A  | B  | C    | D    | E    | F | H | I  | L    | M   | Fig |  |  |
|--|---|---|-----|---|---|------|----------------|----------------|----|----|------|------|------|---|---|----|------|-----|-----|--|--|
| 1.3 CDTi 16v (55 kW) Eng. Z13DTJ/ A13DTC |    | 06-   |     | •   |   |      | <b>13-0392</b> |                |    |    | 25   | 78   | 130  |   |   |    |      |     |     |  |  |
|  |    | 06-   |     | •   |   |      | <b>15-1592</b> |                | 25 | 23 | 51   | 82,1 | 48,2 |   |   |    |      | 4   | 1   |  |  |
|  |    | 7/06-   | L   |   |   | M/T  |                | <b>17-1019</b> |    | 25 |      | 22   | 82   | - | - | 85 | 57,5 | 616 |     |  |  |
|  |   | 7/06-   | R   |   |   | M/T  |                | <b>17-1020</b> |    | 25 |      | 22   | 82   | - | - | 85 | 57,5 | 917 |     |  |  |
| 1.3 CDTi 16v (66 kW) Eng. Z13DTH         |    | 06-   |     | •   |   |      | <b>13-0392</b> |                |    |    | 25   | 78   | 130  |   |   |    |      |     |     |  |  |
|  |    | 06-   |     | •   |   |      | <b>15-1592</b> |                | 25 | 23 | 51   | 82,1 | 48,2 |   |   |    |      | 4   | 1   |  |  |
|  |    | 7/06-   | L   |   |   | M/T  |                | <b>17-1013</b> |    | 25 |      | 25   | 82   | - | - | 85 | 57   | 569 |     |  |  |
|  |   | 7/06-   | R   |   |   | M/T  |                | <b>17-1014</b> |    | 25 |      | 25   | 82   | - | - | 85 | 57   | 954 |     |  |  |
| 1.4 16v (66 kW) Eng. Z14XEP              |    | 06-   |     | •   |   | Gkn  | <b>13-0393</b> |                |    |    | 22   | 72   | 127  |   |   |    |      |     |     |  |  |
|  |    | 06-   |     | •   |   | Gkn  | <b>15-1593</b> |                | 22 | 21 | 51   | 75,1 | 40,5 |   |   |    |      | 4a  | 1   |  |  |
| 1.4 16v (74 kW) Eng. A14XER              |    | 10-   |     | •   |   | Gkn  | <b>13-0393</b> |                |    |    | 22   | 72   | 127  |   |   |    |      |     |     |  |  |
|  |    | 10-   |     | •   |   | Gkn  | <b>15-1593</b> |                | 22 | 21 | 51   | 75,1 | 40,5 |   |   |    |      | 4a  | 1   |  |  |
| 1.4 eco (64 kW) Eng. A14XEL              |    | 09-   |     | •   |   | Gkn  | <b>13-0393</b> |                |    |    | 22   | 72   | 127  |   |   |    |      |     |     |  |  |
|  |    | 09-   |     | •   |   | Gkn  | <b>15-1593</b> |                | 22 | 21 | 51   | 75,1 | 40,5 |   |   |    |      | 4a  | 1   |  |  |
| <b>Insignia, SW '09-</b>                 |   |  | L/R |  |  | NOTE | METELLI ref.   | ABS            | A  | B  | C    | D    | E    | F | H | I  | L    | M   | Fig |  |  |
| 1.6 (85 kW) Eng. A16XER                  |    | 09-   |     | •   |   |      | <b>13-0463</b> |                |    |    | 22   | 82   | 126  |   |   |    |      |     |     |  |  |
|  |    | 09-   |     | •   |   |      | <b>15-1690</b> |                | 30 | 24 | 51,2 | 84,4 | 93,7 |   |   |    |      | 7   | 1   |  |  |
| 1.6 T (132 kW) Eng. A16LET               |    | 09-   |     | •   |   |      | <b>13-0351</b> |                |    |    | 26   | 86   | 138  |   |   |    |      |     |     |  |  |
|  |    | 09-   |     | •   |   |      | <b>15-1506</b> |                | 30 | 26 | 54,4 | 91   | 56   |   |   |    |      | 7   | 1   |  |  |
| 1.8 (103 kW) Eng. A18XER                 |   | 09-   |     | •   |   |      | <b>13-0463</b> |                |    |    | 22   | 82   | 126  |   |   |    |      |     |     |  |  |
|  |  | 09-   |     | •   |   |      | <b>15-1690</b> |                | 30 | 24 | 51,2 | 84,4 | 93,7 |   |   |    |      | 7   | 1   |  |  |
| 2.0 CDTi (81 kW) Eng. A20DTC             |  | 09-   |     | •   |   |      | <b>13-0351</b> |                |    |    | 26   | 86   | 138  |   |   |    |      |     |     |  |  |
|  |  | 09-   |     | •   |   |      | <b>15-1506</b> |                | 30 | 26 | 54,4 | 91   | 56   |   |   |    |      | 7   | 1   |  |  |
| 2.0 CDTi (96 kW) Eng. A20DTJ             |  | 09-   |     | •   |   |      | <b>13-0351</b> |                |    |    | 26   | 86   | 138  |   |   |    |      |     |     |  |  |
|  |  | 09-   |     | •   |   |      | <b>15-1506</b> |                | 30 | 26 | 54,4 | 91   | 56   |   |   |    |      | 7   | 1   |  |  |
| 2.0 CDTi, 4WD (118 kW) Eng. A20DTH       |  | 09-   |     | •   |   |      | <b>13-0351</b> |                |    |    | 26   | 86   | 138  |   |   |    |      |     |     |  |  |
|  |  | 09-   |     | •   |   |      | <b>15-1506</b> |                | 30 | 26 | 54,4 | 91   | 56   |   |   |    |      | 7   | 1   |  |  |
| 2.0 CDTi, 4WD (140-143 kW) Eng. A20DTR   |  | 09-   |     | •   |   | A/T  | <b>13-0351</b> |                |    |    | 26   | 86   | 138  |   |   |    |      |     |     |  |  |
|  |  | 09-   |     | •   |   | A/T  | <b>15-1506</b> |                | 30 | 26 | 54,4 | 91   | 56   |   |   |    |      | 7   | 1   |  |  |
| 2.0 T, 4WD (162 kW) Eng. A20NHT/ NFT     |  | 09-   |     | •   |   |      | <b>13-0351</b> |                |    |    | 26   | 86   | 138  |   |   |    |      |     |     |  |  |
|  |  | 09-   |     | •   |   |      | <b>15-1506</b> |                | 30 | 26 | 54,4 | 91   | 56   |   |   |    |      | 7   | 1   |  |  |



























































| Kadett E / Astra E, Belmont '84-'91    |    | L/R  |  | NOTE              | METELLI ref. | ABS | A  | B  | C    | D  | E  | F | H | I | L | M | Fig |   |
|--|---|---|---|-------------------|--------------|-----|----|----|------|----|----|---|---|---|---|---|-----|---|
| 1.2 (40 kW) Eng. 12SC                  |    | 84-86   | •   | +ABS, Ch F000001- | 13-0008      |     |    |    | 19   | 75 | 82 |   |   |   |   |   |     |   |
|  |    | 84-86   |   | • Ch F000001-     | 14-0010      |     |    |    | 19   | 55 | 98 |   |   |   |   |   |     |   |
|  |    | 84-86   | •   | Ch F000001-       | 15-1007      |     | 22 | 22 | 52   | 81 | 57 |   |   |   |   |   | 11  | 3 |
|  |   | 84-86   | •   | +ABS, Ch F000001- | 15-1056      | 29  | 22 | 22 | 52   | 81 | 57 |   |   |   |   |   | 11  | 3 |
|  |    | 84-86   |   | • Ch F000001-     | 16-1008      |     | 22 | 22 | 34,9 | 84 |    |   |   |   |   |   |     |   |
| 1.3 (55 kW) Eng. 13S                   |    | 9/84-87   | •   | +ABS, Ch F000001- | 13-0008      |     |    |    | 19   | 75 | 82 |   |   |   |   |   |     |   |
|  |    | 9/84-87   |   | • Ch F000001-     | 14-0010      |     |    |    | 19   | 55 | 98 |   |   |   |   |   |     |   |
|  |    | 9/84-87   | •   | Ch F000001-       | 15-1007      |     | 22 | 22 | 52   | 81 | 57 |   |   |   |   |   | 11  | 3 |
|  |   | 9/84-87   | •   | +ABS, Ch F000001- | 15-1056      | 29  | 22 | 22 | 52   | 81 | 57 |   |   |   |   |   | 11  | 3 |
|  |    | 9/84-87   |   | • Ch F000001-     | 16-1008      |     | 22 | 22 | 34,9 | 84 |    |   |   |   |   |   |     |   |
| 1.3i, Kat (44 kW) Eng. 13NB/ C13N/ 13N |    | 85-91   | •   | +ABS, Ch F000001- | 13-0008      |     |    |    | 19   | 75 | 82 |   |   |   |   |   |     |   |
|  |    | 85-91   |   | • Ch F000001-     | 14-0010      |     |    |    | 19   | 55 | 98 |   |   |   |   |   |     |   |
|  |    | 85-91   | •   | Ch F000001-       | 15-1007      |     | 22 | 22 | 52   | 81 | 57 |   |   |   |   |   | 11  | 3 |
|  |   | 85-91   | •   | +ABS, Ch F000001- | 15-1056      | 29  | 22 | 22 | 52   | 81 | 57 |   |   |   |   |   | 11  | 3 |
|  |    | 85-91   |   | • Ch F000001-     | 16-1008      |     | 22 | 22 | 34,9 | 84 |    |   |   |   |   |   |     |   |
| 1.4 i (44 kW) Eng. C14NZ/ X14SZ        |    | 90-91   | •   | +/-ABS            | 13-0008      |     |    |    | 19   | 75 | 82 |   |   |   |   |   |     |   |
|  |    | 90-91   |   | •                 | 14-0010      |     |    |    | 19   | 55 | 98 |   |   |   |   |   |     |   |
|  |    | 90-91   | •   | +ABS              | 15-1056      | 29  | 22 | 22 | 52   | 81 | 57 |   |   |   |   |   | 11  | 3 |
|  |   | 90-91   | •   | -ABS              | 15-1007      |     | 22 | 22 | 52   | 81 | 57 |   |   |   |   |   | 11  | 3 |
|  |    | 90-91   |   | •                 | 16-1008      |     | 22 | 22 | 34,9 | 84 |    |   |   |   |   |   |     |   |
| 1.4 S (55 kW) Eng. 14NV                |   | 90-91   | •   | +/-ABS            | 13-0008      |     |    |    | 19   | 75 | 82 |   |   |   |   |   |     |   |
|  |  | 90-91   |   | •                 | 14-0010      |     |    |    | 19   | 55 | 98 |   |   |   |   |   |     |   |
|  |  | 90-91   | •   | +ABS              | 15-1056      | 29  | 22 | 22 | 52   | 81 | 57 |   |   |   |   |   | 11  | 3 |
|  |   | 90-91   | •   | -ABS              | 15-1007      |     | 22 | 22 | 52   | 81 | 57 |   |   |   |   |   | 11  | 3 |
|  |  | 90-91   |   | •                 | 16-1008      |     | 22 | 22 | 34,9 | 84 |    |   |   |   |   |   |     |   |
| 1.6 (60 kW) Eng. 16SV                  |  | 86-91   | •   | +ABS, Ch F000001- | 13-0008      |     |    |    | 19   | 75 | 82 |   |   |   |   |   |     |   |
|  |  | 86-91   |   | • Ch F000001-     | 14-0010      |     |    |    | 19   | 55 | 98 |   |   |   |   |   |     |   |
|  |  | 86-91   | •   | Ch F000001-       | 15-1007      |     | 22 | 22 | 52   | 81 | 57 |   |   |   |   |   | 11  | 3 |
|  |   | 86-91   | •   | +ABS, Ch F000001- | 15-1056      | 29  | 22 | 22 | 52   | 81 | 57 |   |   |   |   |   | 11  | 3 |
|  |  | 86-91   |   | • Ch F000001-     | 16-1008      |     | 22 | 22 | 34,9 | 84 |    |   |   |   |   |   |     |   |

| Kadett E / Astra E, Belmont '84-'91               |    | L/R       |  |  | NOTE              | METELLI ref. | ABS | A  | B  | C     | D  | E  | F | H | I | L | M | Fig |   |
|---|---|-----------|---|---|-------------------|--------------|-----|----|----|-------|----|----|---|---|---|---|---|-----|---|
| 1.6 (66 kW) Eng. 16N/ S/ SH                       |    | 84-86     |   | •   | Ch F000001-       | 13-0011      |     |    |    | 22    | 83 | 79 |   |   |   |   |   |     |   |
|   |    | 84-86     |   | •   | Ch F000001-       | 14-0008      |     |    |    | 19    | 55 | 98 |   |   |   |   |   |     |   |
|   |    | 84-86     |   | •   | Ch F000001-       | 15-1008      |     | 33 | 25 | 52,35 | 90 | 59 |   |   |   |   | 5 | 3   |   |
|   |    | 84-86     |   | •   | Ch F000001-       | 16-1006      |     | 34 | 22 | 34,9  | 84 |    |   |   |   |   |   |     |   |
| 1.6 D (40 kW) Eng. 16D/ 16DA                      |    | 9/84-1/89 |   | •   | +/-ABS, M/T       | 13-0011      |     |    |    | 22    | 83 | 79 |   |   |   |   |   |     |   |
|   |    | 9/84-1/89 |   | •   | M/T, G.Box:F13    | 14-0010      |     |    |    | 19    | 55 | 98 |   |   |   |   |   |     |   |
|   |   | 9/84-1/89 |   | •   | M/T, G.Box:F16    | 14-0008      |     |    |    | 19    | 55 | 98 |   |   |   |   |   |     |   |
|   |    | 9/84-1/89 |   | •   | +ABS, M/T         | 15-1051      | 29  | 33 | 25 | 52    | 90 | 61 |   |   |   |   |   | 5   | 3 |
|   |   | 9/84-1/89 |   | •   | +ABS, M/T         | 15-1052      | 43  | 33 | 25 | 52    | 90 | 61 |   |   |   |   |   | 5   | 3 |
|   |   | 9/84-1/89 |   | •   | -ABS, M/T         | 15-1008      |     | 33 | 25 | 52,35 | 90 | 59 |   |   |   |   |   | 5   | 3 |
|   |    | 9/84-1/89 |   | •   | M/T, G.Box:F13    | 16-1008      |     | 22 | 22 | 34,9  | 84 |    |   |   |   |   |   |     |   |
|   |   | 9/84-1/89 |   | •   | M/T, G.Box:F16    | 16-1006      |     | 34 | 22 | 34,9  | 84 |    |   |   |   |   |   |     |   |
| 1.6 i, Kat (55 kW) Eng. C16LZ/ NZ/ E16NZ          |    | 86-91     |   | •   | +ABS, Ch F000001- | 13-0008      |     |    |    | 19    | 75 | 82 |   |   |   |   |   |     |   |
|   |    | 86-91     |   | •   | Ch F000001-       | 14-0010      |     |    |    | 19    | 55 | 98 |   |   |   |   |   |     |   |
|   |    | 86-91     |   | •   | Ch F000001-       | 15-1007      |     | 22 | 22 | 52    | 81 | 57 |   |   |   |   |   | 11  | 3 |
|   |   | 86-91     |   | •   | +ABS, Ch F000001- | 15-1056      | 29  | 22 | 22 | 52    | 81 | 57 |   |   |   |   |   | 11  | 3 |
|   |    | 86-91     |   | •   | Ch F000001-       | 16-1008      |     | 22 | 22 | 34,9  | 84 |    |   |   |   |   |   |     |   |
| 1.7 D (42 kW) Eng. 17D                            |    | 89-91     |   | •   | +/-ABS            | 13-0011      |     |    |    | 22    | 83 | 79 |   |   |   |   |   |     |   |
|   |    | 89-91     |   | •   | +ABS              | 15-1051      | 29  | 33 | 25 | 52    | 90 | 61 |   |   |   |   |   | 5   | 3 |
|   |   | 89-91     |   | •   | +ABS              | 15-1052      | 43  | 33 | 25 | 52    | 90 | 61 |   |   |   |   |   | 5   | 3 |
|   |   | 89-91     |   | •   | -ABS              | 15-1008      |     | 33 | 25 | 52,35 | 90 | 59 |   |   |   |   |   | 5   | 3 |
| 1.8 (85 kW) Eng. 18E                              |  | 84-91     |   | •   | +ABS, Ch F000001- | 13-0011      |     |    |    | 22    | 83 | 79 |   |   |   |   |   |     |   |
|   |  | 84-91     |   | •   | Ch F000001-       | 15-1008      |     | 33 | 25 | 52,35 | 90 | 59 |   |   |   |   |   | 5   | 3 |
|   |   | 84-91     |   | •   | +ABS, Ch F000001- | 15-1051      | 29  | 33 | 25 | 52    | 90 | 61 |   |   |   |   |   | 5   | 3 |
|   |   | 84-91     |   | •   | +ABS, Ch F000001- | 15-1052      | 43  | 33 | 25 | 52    | 90 | 61 |   |   |   |   |   | 5   | 3 |
| 2.0 GSI 16v, Kat (110 kW) Eng. 20XE/ 20XEJ/ C20XE |  | 88-91     |   | •   | +ABS, Ch F000001- | 13-0011      |     |    |    | 22    | 83 | 79 |   |   |   |   |   |     |   |
|   |  | 88-91     |   | •   | Ch F000001-       | 15-1008      |     | 33 | 25 | 52,35 | 90 | 59 |   |   |   |   |   | 5   | 3 |
|   |   | 88-91     |   | •   | +ABS, Ch F000001- | 15-1051      | 29  | 33 | 25 | 52    | 90 | 61 |   |   |   |   |   | 5   | 3 |
|   |   | 88-91     |   | •   | +ABS, Ch F000001- | 15-1052      | 43  | 33 | 25 | 52    | 90 | 61 |   |   |   |   |   | 5   | 3 |
| 2.0 i, Kat (85 kW) Eng. 20NE/ C20NE               |  | 87-91     |   | •   | +ABS, Ch F000001- | 13-0011      |     |    |    | 22    | 83 | 79 |   |   |   |   |   |     |   |
|   |  | 87-91     |   | •   | Ch F000001-       | 15-1008      |     | 33 | 25 | 52,35 | 90 | 59 |   |   |   |   |   | 5   | 3 |
|   |   | 87-91     |   | •   | +ABS, Ch F000001- | 15-1051      | 29  | 33 | 25 | 52    | 90 | 61 |   |   |   |   |   | 5   | 3 |
|   |   | 87-91     |   | •   | +ABS, Ch F000001- | 15-1052      | 43  | 33 | 25 | 52    | 90 | 61 |   |   |   |   |   | 5   | 3 |




















| Kadett E SW '84-'91               |    | L/R   |  |  | NOTE              | METELLI ref. | ABS | A  | B  | C     | D  | E  | F | H | I | L | M | Fig |   |
|-----------------------------------|---|-------|---|---|-------------------|--------------|-----|----|----|-------|----|----|---|---|---|---|---|-----|---|
| 1.2 (40 kW) Eng. 12SC             |    | 84-86 |   | •   | +ABS, Ch F000001- | 13-0008      |     |    |    | 19    | 75 | 82 |   |   |   |   |   |     |   |
|                                   |    | 84-86 |   | •   | Ch F000001-       | 14-0010      |     |    |    | 19    | 55 | 98 |   |   |   |   |   |     |   |
|                                   |    | 84-86 |   | •   | Ch F000001-       | 15-1007      |     | 22 | 22 | 52    | 81 | 57 |   |   |   |   |   | 11  | 3 |
|                                   |   | 84-86 |   | •   | +ABS, Ch F000001- | 15-1056      | 29  | 22 | 22 | 52    | 81 | 57 |   |   |   |   |   | 11  | 3 |
|                                   |    | 84-86 |   | •   | Ch F000001-       | 16-1008      |     | 22 | 22 | 34,9  | 84 |    |   |   |   |   |   |     |   |
| 1.3 (55 kW) Eng. 13S              |    | 84-87 |   | •   | +ABS, Ch F000001- | 13-0008      |     |    |    | 19    | 75 | 82 |   |   |   |   |   |     |   |
|                                   |    | 84-87 |   | •   | Ch F000001-       | 14-0010      |     |    |    | 19    | 55 | 98 |   |   |   |   |   |     |   |
|                                   |    | 84-87 |   | •   | Ch F000001-       | 15-1007      |     | 22 | 22 | 52    | 81 | 57 |   |   |   |   |   | 11  | 3 |
|                                   |   | 84-87 |   | •   | +ABS, Ch F000001- | 15-1056      | 29  | 22 | 22 | 52    | 81 | 57 |   |   |   |   |   | 11  | 3 |
|                                   |    | 84-87 |   | •   | Ch F000001-       | 16-1008      |     | 22 | 22 | 34,9  | 84 |    |   |   |   |   |   |     |   |
| 1.3i, Kat (44 kW) Eng. 13NB/ C13N |    | 85-91 |   | •   | +ABS, Ch F000001- | 13-0008      |     |    |    | 19    | 75 | 82 |   |   |   |   |   |     |   |
|                                   |    | 85-91 |   | •   | Ch F000001-       | 14-0010      |     |    |    | 19    | 55 | 98 |   |   |   |   |   |     |   |
|                                   |    | 85-91 |   | •   | Ch F000001-       | 15-1007      |     | 22 | 22 | 52    | 81 | 57 |   |   |   |   |   | 11  | 3 |
|                                   |   | 85-91 |   | •   | +ABS, Ch F000001- | 15-1056      | 29  | 22 | 22 | 52    | 81 | 57 |   |   |   |   |   | 11  | 3 |
|                                   |    | 85-91 |   | •   | Ch F000001-       | 16-1008      |     | 22 | 22 | 34,9  | 84 |    |   |   |   |   |   |     |   |
| 1.4 i (44 kW) Eng. C14NZ/ X14SZ   |    | 90-91 |   | •   | +ABS              | 13-0008      |     |    |    | 19    | 75 | 82 |   |   |   |   |   |     |   |
|                                   |    | 90-91 |   | •   |                   | 14-0010      |     |    |    | 19    | 55 | 98 |   |   |   |   |   |     |   |
|                                   |    | 90-91 |   | •   |                   | 15-1007      |     | 22 | 22 | 52    | 81 | 57 |   |   |   |   |   | 11  | 3 |
|                                   |   | 90-91 |   | •   | +ABS              | 15-1056      | 29  | 22 | 22 | 52    | 81 | 57 |   |   |   |   |   | 11  | 3 |
|                                   |    | 90-91 |   | •   |                   | 16-1008      |     | 22 | 22 | 34,9  | 84 |    |   |   |   |   |   |     |   |
| 1.4 S (55 kW) Eng. 14NV           |  | 90-91 |   | •   | +ABS              | 13-0008      |     |    |    | 19    | 75 | 82 |   |   |   |   |   |     |   |
|                                   |  | 90-91 |   | •   |                   | 14-0010      |     |    |    | 19    | 55 | 98 |   |   |   |   |   |     |   |
|                                   |  | 90-91 |   | •   |                   | 15-1007      |     | 22 | 22 | 52    | 81 | 57 |   |   |   |   |   | 11  | 3 |
|                                   |   | 90-91 |   | •   | +ABS              | 15-1056      | 29  | 22 | 22 | 52    | 81 | 57 |   |   |   |   |   | 11  | 3 |
|                                   |  | 90-91 |   | •   |                   | 16-1008      |     | 22 | 22 | 34,9  | 84 |    |   |   |   |   |   |     |   |
| 1.6 (66 kW) Eng. 16N/ S/ SH       |  | 84-86 |   | •   | Ch F000001-       | 13-0011      |     |    |    | 22    | 83 | 79 |   |   |   |   |   |     |   |
|                                   |  | 84-86 |   | •   | Ch F000001-       | 14-0008      |     |    |    | 19    | 55 | 98 |   |   |   |   |   |     |   |
|                                   |  | 84-86 |   | •   | Ch F000001-       | 15-1008      |     | 33 | 25 | 52,35 | 90 | 59 |   |   |   |   |   | 5   | 3 |
|                                   |   | 84-86 |   | •   | Ch F000001-       | 16-1006      |     | 34 | 22 | 34,9  | 84 |    |   |   |   |   |   |     |   |











































| <b>Kadett E SW '84-'91</b>               |   |    | L/R |    |    | NOTE              | METELLI ref. | ABS | A  | B  | C     | D  | E   | F | H | I | L | M | Fig |   |  |
|--|---|---|-----|---|--|-------------------|--------------|-----|----|----|-------|----|-----|---|---|---|---|---|-----|---|--|
| 1.6 D (40 kW) Eng. 16D/ 16DA             |    | 9/84-1/89   |     | ●   |  | +ABS, M/T         | 13-0011      |     |    |    | 22    | 83 | 79  |   |   |   |   |   |     |   |  |
|  |    | 9/84-1/89   |     |   | ●  | M/T, G.Box:F13    | 14-0010      |     |    |    | 19    | 55 | 98  |   |   |   |   |   |     |   |  |
|  |   | 9/84-1/89   |     |   | ●  | M/T, G.Box:F16    | 14-0008      |     |    |    | 19    | 55 | 98  |   |   |   |   |   |     |   |  |
|  |    | 9/84-1/89   |     |   | ●  | M/T               | 15-1008      |     | 33 | 25 | 52,35 | 90 | 59  |   |   |   |   |   | 5   | 3 |  |
|  |   | 9/84-1/89   |     |   | ●  | +ABS, M/T         | 15-1051      | 29  | 33 | 25 | 52    | 90 | 61  |   |   |   |   |   | 5   | 3 |  |
|  |   | 9/84-1/89   |     |   | ●  | +ABS, M/T         | 15-1052      | 43  | 33 | 25 | 52    | 90 | 61  |   |   |   |   |   | 5   | 3 |  |
|  |    | 9/84-1/89   |     |   | ●  | M/T, G.Box:F13    | 16-1008      |     | 22 | 22 | 34,9  | 84 |     |   |   |   |   |   |     |   |  |
|  |   | 9/84-1/89   |     |   | ●  | M/T, G.Box:F16    | 16-1006      |     | 34 | 22 | 34,9  | 84 |     |   |   |   |   |   |     |   |  |
| 1.6 i, Kat (55 kW) Eng. C16LZ/ NZ/ E16NZ |    | 86-91   |     | ●   |  | +ABS, Ch F000001- | 13-0008      |     |    |    | 19    | 75 | 82  |   |   |   |   |   |     |   |  |
|  |    | 86-91   |     |   | ●  | Ch F000001-       | 14-0010      |     |    |    | 19    | 55 | 98  |   |   |   |   |   |     |   |  |
|  |    | 86-91   |     |   | ●  | Ch F000001-       | 15-1007      |     | 22 | 22 | 52    | 81 | 57  |   |   |   |   |   | 11  | 3 |  |
|  |   | 86-91   |     |   | ●  | +ABS, Ch F000001- | 15-1056      | 29  | 22 | 22 | 52    | 81 | 57  |   |   |   |   |   | 11  | 3 |  |
|  |    | 86-91   |     |   | ●  | Ch F000001-       | 16-1008      |     | 22 | 22 | 34,9  | 84 |     |   |   |   |   |   |     |   |  |
| 1.7 D (42 kW) Eng. 17D                   |    | 1/89-91   |     | ●   |  | +ABS              | 13-0011      |     |    |    | 22    | 83 | 79  |   |   |   |   |   |     |   |  |
|  |    | 1/89-91   |     | ●   |  |                   | 15-1008      |     | 33 | 25 | 52,35 | 90 | 59  |   |   |   |   |   | 5   | 3 |  |
|  |   | 1/89-91   |     | ●   |  | +ABS              | 15-1051      | 29  | 33 | 25 | 52    | 90 | 61  |   |   |   |   |   | 5   | 3 |  |
|  |   | 1/89-91   |     | ●   |  | +ABS              | 15-1052      | 43  | 33 | 25 | 52    | 90 | 61  |   |   |   |   |   | 5   | 3 |  |
| 1.8 (85 kW) Eng. 18E                     |    | 84-86   |     | ●   |  | +ABS, Ch F000001- | 13-0011      |     |    |    | 22    | 83 | 79  |   |   |   |   |   |     |   |  |
|  |    | 84-86   |     | ●   |  | Ch F000001-       | 15-1008      |     | 33 | 25 | 52,35 | 90 | 59  |   |   |   |   |   | 5   | 3 |  |
|  |   | 84-86   |     | ●   |  | +ABS, Ch F000001- | 15-1051      | 29  | 33 | 25 | 52    | 90 | 61  |   |   |   |   |   | 5   | 3 |  |
|  |   | 84-86   |     | ●   |  | +ABS, Ch F000001- | 15-1052      | 43  | 33 | 25 | 52    | 90 | 61  |   |   |   |   |   | 5   | 3 |  |
| 2.0 i, Kat (85 kW) Eng. 20NE/ C20NE      |  | 87-91   |     | ●   |  | +ABS, Ch F000001- | 13-0011      |     |    |    | 22    | 83 | 79  |   |   |   |   |   |     |   |  |
|  |  | 87-91   |     | ●   |  | Ch F000001-       | 15-1008      |     | 33 | 25 | 52,35 | 90 | 59  |   |   |   |   |   | 5   | 3 |  |
|  |   | 87-91   |     | ●   |  | +ABS, Ch F000001- | 15-1051      | 29  | 33 | 25 | 52    | 90 | 61  |   |   |   |   |   | 5   | 3 |  |
|  |   | 87-91   |     | ●   |  | +ABS, Ch F000001- | 15-1052      | 43  | 33 | 25 | 52    | 90 | 61  |   |   |   |   |   | 5   | 3 |  |
| <b>Meriva A '03-'10</b>                  |   |  | L/R |  |  | NOTE              | METELLI ref. | ABS | A  | B  | C     | D  | E   | F | H | I | L | M | Fig |   |  |
| 1.3 CDTi 16v (51 kW) Eng. Y13DT          |  | 05-   |     | ●   |  | +ABS              | 13-0010      |     |    |    | 22    | 72 | 127 |   |   |   |   |   |     |   |  |
|  |  | 05-   |     | ●   |  | +ABS              | 15-1437      | 29  | 22 | 28 | 52    | 81 | 58  |   |   |   |   |   | 11  | 3 |  |
| 1.3 CDTi 16v (55 kW) Eng. Z13DTJ         |  | 9/03-   |     | ●   |  | +ABS              | 13-0222      |     |    |    | 25    | 78 | 130 |   |   |   |   |   |     |   |  |
|  |  | 9/03-   |     | ●   |  | +ABS              | 15-1451      | 29  | 22 | 23 | 52    | 82 | 58  |   |   |   |   |   | 15  | 1 |  |
| 1.4 16v Twinport (66 kW) Eng. Z14XEP     |  | 04-   |     | ●   |  | +ABS              | 13-0010      |     |    |    | 22    | 72 | 127 |   |   |   |   |   |     |   |  |
|  |  | 04-   |     | ●   |  | +ABS              | 15-1437      | 29  | 22 | 28 | 52    | 81 | 58  |   |   |   |   |   | 11  | 3 |  |



















| <b>Meriva A '03-'10</b>          |   |    | L/R    | <b>NOTE</b>                       | <b>METELLI ref.</b> | ABS | A  | B  | C    | D    | E    | F | H | I | L | M  | Fig |
|----------------------------------|---|---|--|-----------------------------------|---------------------|-----|----|----|------|------|------|---|---|---|---|----|-----|
| 1.6 (64 kW) Eng. Z16SE           |    | 5/03-   | ●  | +ABS, Ch -44162552, Design:GKN    | <b>13-0303</b>      |     |    |    | 20   | 78   | 103  |   |   |   |   |    |     |
|                                  |   | 5/03-   | ●  | +ABS, Ch 44162553-, Design:Delphi | <b>13-0010</b>      |     |    |    | 22   | 72   | 127  |   |   |   |   |    |     |
|                                  |    | 5/03-   | ●  | +ABS, Ch -44162552, Design:GKN    | <b>15-1439</b>      | 29  | 22 | 22 | 52   | 80   | 58   |   |   |   |   | 10 | 2   |
|                                  |   | 5/03-   | ●  | +ABS, Ch 44162553-, Design:Delphi | <b>15-1437</b>      | 29  | 22 | 28 | 52   | 81   | 58   |   |   |   |   | 11 | 3   |
| 1.6 16v (74 kW) Eng. Z16XE       |    | 5/03-   | ●  | +ABS, Ch -44162552, Design:GKN    | <b>13-0303</b>      |     |    |    | 20   | 78   | 103  |   |   |   |   |    |     |
|                                  |   | 5/03-   | ●  | +ABS, Ch 44162553-, Design:Delphi | <b>13-0010</b>      |     |    |    | 22   | 72   | 127  |   |   |   |   |    |     |
|                                  |    | 5/03-   | ●  | +ABS, Ch -44162552, Design:GKN    | <b>15-1439</b>      | 29  | 22 | 22 | 52   | 80   | 58   |   |   |   |   | 10 | 2   |
|                                  |   | 5/03-   | ●  | +ABS, Ch 44162553-, Design:Delphi | <b>15-1437</b>      | 29  | 22 | 28 | 52   | 81   | 58   |   |   |   |   | 11 | 3   |
| 1.6 16v (77 kW) Eng. Z16XEP      |    | 06-   | ●  | +ABS                              | <b>13-0010</b>      |     |    |    | 22   | 72   | 127  |   |   |   |   |    |     |
|                                  |    | 06-   | ●  | +ABS                              | <b>15-1437</b>      | 29  | 22 | 28 | 52   | 81   | 58   |   |   |   |   | 11 | 3   |
| 1.6 T. 16v (132 kW) Eng. Z16LET  |    | 07-   | ●  | +ABS                              | <b>13-0312</b>      |     |    |    | 25   | 78   | 130  |   |   |   |   |    |     |
|                                  |    | 07-   | ●  | +ABS                              | <b>15-1452</b>      | 29  | 33 | 24 | 52   | 84,5 | 58,8 |   |   |   |   | 6  | 1   |
| 1.7 CDTi (74 kW) Eng. Z17DTH     |    | 9/03-   | ●  | +ABS                              | <b>13-0312</b>      |     |    |    | 25   | 78   | 130  |   |   |   |   |    |     |
|                                  |    | 9/03-   | ●  | +ABS                              | <b>15-1452</b>      | 29  | 33 | 24 | 52   | 84,5 | 58,8 |   |   |   |   | 6  | 1   |
| 1.7 CDTi 16v (92 kW) Eng. Z17DTR |    | 07-   | ●  | +ABS                              | <b>13-0312</b>      |     |    |    | 25   | 78   | 130  |   |   |   |   |    |     |
|                                  |    | 07-   | ●  | +ABS                              | <b>15-1452</b>      | 29  | 33 | 24 | 52   | 84,5 | 58,8 |   |   |   |   | 6  | 1   |
| 1.7 DTI 16v (55 kW) Eng. Y17DT   |    | 9/03-   | ●  | +ABS                              | <b>13-0222</b>      |     |    |    | 25   | 78   | 130  |   |   |   |   |    |     |
|                                  |    | 9/03-   | ●  | +ABS                              | <b>15-1451</b>      | 29  | 22 | 23 | 52   | 82   | 58   |   |   |   |   | 15 | 1   |
| 1.8 16v (92 kW) Eng. Z18XE       |    | 5/03-   | ●  | +ABS                              | <b>13-0222</b>      |     |    |    | 25   | 78   | 130  |   |   |   |   |    |     |
|                                  |    | 5/03-   | ●  | +ABS                              | <b>15-1451</b>      | 29  | 22 | 23 | 52   | 82   | 58   |   |   |   |   | 15 | 1   |
| <b>Meriva B '10-</b>             |   |  | L/R  | <b>NOTE</b>                       | <b>METELLI ref.</b> | ABS | A  | B  | C    | D    | E    | F | H | I | L | M  | Fig |
| 1.3 CDTi (55 kW) Eng. A13DTC     |  | 10-   | ●  |                                   | <b>13-0223</b>      |     |    |    | 22   | 82   | 126  |   |   |   |   |    |     |
|                                  |  | 10-   | ●  |                                   | <b>15-1737</b>      |     | 33 | 23 | 51,9 | 82   | 58,3 |   |   |   |   | 6  | 1   |
| 1.3 CDTi (70 kW) Eng. A13DTE     |  | 10-   | ●  |                                   | <b>13-0223</b>      |     |    |    | 22   | 82   | 126  |   |   |   |   |    |     |
|                                  |  | 10-   | ●  |                                   | <b>15-1737</b>      |     | 33 | 23 | 51,9 | 82   | 58,3 |   |   |   |   | 6  | 1   |
| 1.4 (88 kW) Eng. A14NEL          |  | 10-   | ●  |                                   | <b>13-0223</b>      |     |    |    | 22   | 82   | 126  |   |   |   |   |    |     |
|                                  |  | 10-   | ●  |                                   | <b>15-1737</b>      |     | 33 | 23 | 51,9 | 82   | 58,3 |   |   |   |   | 6  | 1   |
| 1.7 CDTi (74 kW) Eng. A17DT      |  | 10-   | ●  |                                   | <b>13-0223</b>      |     |    |    | 22   | 82   | 126  |   |   |   |   |    |     |
|                                  |  | 10-   | ●  |                                   | <b>15-1737</b>      |     | 33 | 23 | 51,9 | 82   | 58,3 |   |   |   |   | 6  | 1   |
| 1.7 CDTi (81 kW) Eng. A17DTC     |  | 10-   | ●  |                                   | <b>13-0223</b>      |     |    |    | 22   | 82   | 126  |   |   |   |   |    |     |
|                                  |  | 10-   | ●  |                                   | <b>15-1737</b>      |     | 33 | 23 | 51,9 | 82   | 58,3 |   |   |   |   | 6  | 1   |

























| Signum '03-                     |    | L/R   |  |  | NOTE         | METELLI ref. | ABS | A  | B  | C    | D    | E    | F | H | I | L | M | Fig |   |
|---------------------------------|---|-------|---|--|--------------|--------------|-----|----|----|------|------|------|---|---|---|---|---|-----|---|
| 1.8 16v (103 kW) Eng. Z18XER    |    | 05-   | •   |  | Ch 71009337- | 13-0463      |     |    |    | 22   | 82   | 126  |   |   |   |   |   |     |   |
|                                 |   | 9/05- | •   |  | Ch -71009336 | 13-0288      |     |    |    | 22   | 76   | 113  |   |   |   |   |   |     |   |
|                                 |    | 05-   | •   |  | Ch 71009337- | 15-1690      |     | 30 | 24 | 51,2 | 84,4 | 93,7 |   |   |   |   |   | 7   | 1 |
|                                 |   | 9/05- | •   |  | Ch -71009336 | 15-1420      |     | 30 | 25 | 53   | 90   | 56   |   |   |   |   |   | 7   | 3 |
| 1.8 16v (90 kW) Eng. Z18XE      |    | 05-   | •   |  | Ch 71009337- | 13-0463      |     |    |    | 22   | 82   | 126  |   |   |   |   |   |     |   |
|                                 |   | 5/03- | •   |  | Ch -71009336 | 13-0288      |     |    |    | 22   | 76   | 113  |   |   |   |   |   |     |   |
|                                 |    | 05-   | •   |  | Ch 71009337- | 15-1690      |     | 30 | 24 | 51,2 | 84,4 | 93,7 |   |   |   |   |   | 7   | 1 |
|                                 |   | 5/03- | •   |  | Ch -71009336 | 15-1420      |     | 30 | 25 | 53   | 90   | 56   |   |   |   |   |   | 7   | 3 |
| 1.9 CDTi (110 kW) Eng. Z19DTH   |    | 04-   | •   |  |              | 13-0353      |     |    |    | 26   | 86   | 138  |   |   |   |   |   |     |   |
|                                 |   | 04-   | •   |  |              | 15-1506A     |     | 30 | 26 | 54,4 | 91   | 56   |   |   |   |   |   | 7   | 1 |
| 1.9 CDTi (74 kW) Eng. Z19DTL    |    | 05-   | •   |  |              | 13-0353      |     |    |    | 26   | 86   | 138  |   |   |   |   |   |     |   |
|                                 |   | 05-   | •   |  |              | 15-1506A     |     | 30 | 26 | 54,4 | 91   | 56   |   |   |   |   |   | 7   | 1 |
| 1.9 CDTi (88 kW) Eng. Z19DT     |    | 04-   | •   |  |              | 13-0353      |     |    |    | 26   | 86   | 138  |   |   |   |   |   |     |   |
|                                 |   | 04-   | •   |  |              | 15-1506A     |     | 30 | 26 | 54,4 | 91   | 56   |   |   |   |   |   | 7   | 1 |
| 2.0 DTI 16v (74 kW) Eng. Y20DTH |    | 5/03- | •   |  |              | 13-0288      |     |    |    | 22   | 76   | 113  |   |   |   |   |   |     |   |
|                                 |   | 5/03- | •   |  |              | 15-1420      |     | 30 | 25 | 53   | 90   | 56   |   |   |   |   |   | 7   | 3 |
| 2.0 T. 16v (129 kW) Eng. Z20NET |    | 5/03- | •   |  |              | 13-0353      |     |    |    | 26   | 86   | 138  |   |   |   |   |   |     |   |
|                                 |   | 5/03- | •   |  |              | 15-1506A     |     | 30 | 26 | 54,4 | 91   | 56   |   |   |   |   |   | 7   | 1 |
| 2.2 16v (114 kW) Eng. Z22YH     |    | 5/03- | •   |  |              | 13-0288      |     |    |    | 22   | 76   | 113  |   |   |   |   |   |     |   |
|                                 |   | 5/03- | •   |  |              | 15-1420      |     | 30 | 25 | 53   | 90   | 56   |   |   |   |   |   | 7   | 3 |
| 2.2 DTI 16v (92 kW) Eng. Y22DTR |    | 5/03- | •   |  |              | 13-0353      |     |    |    | 26   | 86   | 138  |   |   |   |   |   |     |   |
|                                 |   | 5/03- | •   |  |              | 15-1506A     |     | 30 | 26 | 54,4 | 91   | 56   |   |   |   |   |   | 7   | 1 |
| 2.8 V6 T. (169 kW) Eng. Z28NEL  |    | 05-   | •   |  | +ABS, M/T    | 13-0514      |     |    |    | 37,5 | 91   | 127  |   |   |   |   |   |     |   |
|                                 |   | 05-   | •   |  | +ABS, M/T    | 15-1599      |     | 30 | 28 | 55,4 | 92,1 | 52,5 |   |   |   |   |   | 7   | 1 |
| 2.8 V6 T. (184 kW) Eng. Z28NET  |  | 06-   | •   |  | +ABS, M/T    | 13-0514      |     |    |    | 37,5 | 91   | 127  |   |   |   |   |   |     |   |
|                                 |   | 06-   | •   |  | +ABS, M/T    | 15-1599      |     | 30 | 28 | 55,4 | 92,1 | 52,5 |   |   |   |   |   | 7   | 1 |
| 3.0 CDTi (130 kW) Eng. Y30DT    |  | 5/03- | •   |  |              | 13-0353      |     |    |    | 26   | 86   | 138  |   |   |   |   |   |     |   |
|                                 |   | 5/03- | •   |  |              | 15-1506A     |     | 30 | 26 | 54,4 | 91   | 56   |   |   |   |   |   | 7   | 1 |
| 3.0 CDTi (135 kW) Eng. Z30DT    |  | 05-   | •   |  | +ABS, M/T    | 13-0514      |     |    |    | 37,5 | 91   | 127  |   |   |   |   |   |     |   |
|                                 |   | 9/05- | •   |  |              | 13-0353      |     |    |    | 26   | 86   | 138  |   |   |   |   |   |     |   |
|                                 |  | 05-   | •   |  | +ABS, M/T    | 15-1599      |     | 30 | 28 | 55,4 | 92,1 | 52,5 |   |   |   |   |   | 7   | 1 |
|                                 |   | 9/05- | •   |  |              | 15-1506A     |     | 30 | 26 | 54,4 | 91   | 56   |   |   |   |   |   | 7   | 1 |
























| Signum '03-                     |   |  | L/R |  |  | NOTE      | METELLI ref. | ABS     | A  | B  | C    | D  | E    | F  | H | I  | L  | M   | Fig |  |  |
|---------------------------------|---|---|-----|---|---|-----------|--------------|---------|----|----|------|----|------|----|---|----|----|-----|-----|--|--|
| 3.2 V6 (155 kW) Eng. Z32SE      |    | 5/03-   |     | •   |   |           | 13-0353      |         |    |    | 26   | 86 | 138  |    |   |    |    |     |     |  |  |
|                                 |    | 5/03-   |     | •   |   |           | 15-1506A     |         | 30 | 26 | 54,4 | 91 | 56   |    |   |    |    | 7   | 1   |  |  |
| Tigra A '94-'00                 |   |  | L/R |  |  | NOTE      | METELLI ref. | ABS     | A  | B  | C    | D  | E    | F  | H | I  | L  | M   | Fig |  |  |
| 1.4 i 16v (63-66 kW) Eng. X14XE |    | 7/94-   |     | •   |   | +ABS, M/T | 13-0007      |         |    |    | 23   | 78 | 110  |    |   |    |    |     |     |  |  |
|                                 |    | 7/94-   |     | •   |   | M/T       | 14-0024      |         |    |    | 23   | 77 | 112  |    |   |    |    |     |     |  |  |
|                                 |    | 7/94-   |     | •   |   | +ABS, M/T | 15-1116      | 29      | 22 | 28 | 52   | 81 | 58   |    |   |    |    | 11  | 3   |  |  |
|                                 |    | 7/94-   |     | •   |   | M/T       | 16-1026      |         | 22 | 28 | 34,9 | 82 |      |    |   |    |    |     |     |  |  |
|                                 |    | 7/94-   | L   |   |   |           | +ABS         | 17-0279 | 29 | 22 | 22   | 22 | 81   | 82 |   | 98 | 58 | 563 | s9  |  |  |
|                                 |   | 7/94-   | L   |   |   |           | -ABS, M/T    | 17-0095 |    | 22 | 28   | 22 | 81   | 84 |   | 98 | 57 | 563 | s9  |  |  |
|                                 |   | 7/94-   | R   |   |   |           | +ABS         | 17-0280 | 29 | 22 | 22   | 22 | 81   | 82 |   | 98 | 58 | 930 | s9  |  |  |
|                                 |   | 7/94-   | R   |   |   |           | -ABS, M/T    | 17-0096 |    | 22 | 28   | 22 | 81   | 84 |   | 98 | 57 | 917 | s9  |  |  |
| 1.6 i 16v (78 kW) Eng. X16XE    |    | 7/94-   |     | •   |   | +ABS, M/T | 13-0009      |         |    |    | 22   | 76 | 113  |    |   |    |    |     |     |  |  |
|                                 |    | 7/94-   |     | •   |   | M/T       | 14-0010      |         |    |    | 19   | 55 | 98   |    |   |    |    |     |     |  |  |
|                                 |    | 7/94-   |     | •   |   | +ABS, M/T | 15-1118      | 29      | 22 | 22 | 52   | 81 | 58,5 |    |   |    |    | 9   | 3   |  |  |
|                                 |    | 7/94-   |     | •   |   | M/T       | 16-1008      |         | 22 | 22 | 34,9 | 84 |      |    |   |    |    |     |     |  |  |
| Tigra B Twintop '04-            |   |  | L/R |  |  | NOTE      | METELLI ref. | ABS     | A  | B  | C    | D  | E    | F  | H | I  | L  | M   | Fig |  |  |
| 1.3 CDTi 16v (51 kW) Eng. Z13DT |    | 04-   |     | •   |   | +ABS      | 13-0010      |         |    |    | 22   | 72 | 127  |    |   |    |    |     |     |  |  |
|                                 |    | 04-   |     | •   |   | +ABS      | 15-1437      | 29      | 22 | 28 | 52   | 81 | 58   |    |   |    |    | 11  | 3   |  |  |
| 1.4 16v (66 kW) Eng. Z14XEP     |   | 04-   |     | •   |   | +ABS      | 13-0010      |         |    |    | 22   | 72 | 127  |    |   |    |    |     |     |  |  |
|                                 |  | 04-   |     | •   |   | +ABS      | 15-1437      | 29      | 22 | 28 | 52   | 81 | 58   |    |   |    |    | 11  | 3   |  |  |
| 1.8 16v (92 kW) Eng. Z18XE      |  | 04-   |     | •   |   | +ABS      | 13-0222      |         |    |    | 25   | 78 | 130  |    |   |    |    |     |     |  |  |
|                                 |  | 04-   |     | •   |   | +ABS      | 15-1451      | 29      | 22 | 23 | 52   | 82 | 58   |    |   |    |    | 15  | 1   |  |  |




























| Vectra A (86, 87) / Cavalier III '88-'95  |   |  | L/R   |  |  | NOTE                                       | METELLI ref. | ABS     | A  | B  | C  | D  | E    | F  | H  | I  | L   | M   | Fig |   |
|---|---|---|-------|---|---|--|--------------|---------|----|----|----|----|------|----|----|----|-----|-----|-----|---|
| 1.4 S (55 kW) Eng. 14NV   |    | 88-92   |       | •   |   | +ABS                                       | 13-0008      |         |    |    | 19 | 75 | 82   |    |    |    |     |     |     |   |
|   |   | 88-92   |       | •   |   | +ABS, Ch P1175250-                         | 13-0009      |         |    |    | 22 | 76 | 113  |    |    |    |     |     |     |   |
|   |    | 88-92   |       | •   |   | +ABS, Ch -NV000492                         | 15-1057      | 43      | 22 | 22 | 52 | 81 | 57   |    |    |    |     |     | 11  | 3 |
|   |   | 88-92   |       | •   |   | +ABS, Ch NV000493-P1175249                 | 15-1056      | 29      | 22 | 22 | 52 | 81 | 57   |    |    |    |     |     | 11  | 3 |
|   |   | 88-92   |       | •   |   | +ABS, Ch P1175250-                         | 15-1118      | 29      | 22 | 22 | 52 | 81 | 58,5 |    |    |    |     |     | 9   | 3 |
|   |    | 88-92   | L     |   |   |  | +ABS         | 17-0275 | 29 | 22 | 22 | 22 | 80   | 85 |    | 94 | 58  | 588 | s9  |   |
|   |   | 88-92   | L     |   |   |  | -ABS         | 17-0623 |    | 22 | 22 | 22 | 81   | 85 | -  | 94 | 58  | 588 | s9  |   |
|   |   | 88-92   | R     |   |   |  | +ABS         | 17-0276 | 29 | 22 | 22 | 22 | 80   | 85 |    | 94 | 58  | 928 | s9  |   |
|   |   | 88-92   | R     |   |   |  | -ABS         | 17-0624 |    | 22 | 22 | 22 | 81   | 85 | -  | 94 | 58  | 928 | s9  |   |
|   | 1.6 (60 kW) Eng. 16SV   |  | 88-93 |   | •   |  | +ABS         | 13-0008 |    |    |    | 19 | 75   | 82 |    |    |     |     |     |   |
| 88-93   |   |   |       | •   |   | +ABS, Ch P1175250-                         | 13-0009      |         |    |    | 22 | 76 | 113  |    |    |    |     |     |     |   |
|  |   | 88-93   |       | •   |   | +ABS, Ch -NV000492                         | 15-1057      | 43      | 22 | 22 | 52 | 81 | 57   |    |    |    |     |     | 11  | 3 |
|   |   | 88-93   |       | •   |   | +ABS, Ch NV000493-P1175249                 | 15-1056      | 29      | 22 | 22 | 52 | 81 | 57   |    |    |    |     |     | 11  | 3 |
|   |   | 88-93   |       | •   |   | +ABS, Ch P1175250-                         | 15-1118      | 29      | 22 | 22 | 52 | 81 | 58,5 |    |    |    |     |     | 9   | 3 |
|  |   | 88-93   | L     |   |   |  | +ABS         | 17-0275 | 29 | 22 | 22 | 22 | 80   | 85 |    | 94 | 58  | 588 | s9  |   |
|   |   | 88-93   | L     |   |   |  | -ABS         | 17-0623 |    | 22 | 22 | 22 | 81   | 85 | -  | 94 | 58  | 588 | s9  |   |
|   |   | 88-93   | R     |   |   |  | +ABS         | 17-0276 | 29 | 22 | 22 | 22 | 80   | 85 |    | 94 | 58  | 928 | s9  |   |
|   |   | 88-93   | R     |   |   |  | -ABS         | 17-0624 |    | 22 | 22 | 22 | 81   | 85 | -  | 94 | 58  | 928 | s9  |   |
| 1.6 i (52 kW) Eng. X16SZ  |   |  | 93-95 |   | •   |  | +ABS         | 13-0008 |    |    |    | 19 | 75   | 82 |    |    |     |     |     |   |
|   | 93-95   |   |       | •   |   | +ABS, Ch P1175250-                         | 13-0009      |         |    |    | 22 | 76 | 113  |    |    |    |     |     |     |   |
|   |   | 93-95   |       | •   |   | +ABS, Ch -NV000492                         | 15-1057      | 43      | 22 | 22 | 52 | 81 | 57   |    |    |    |     |     | 11  | 3 |
|   |   | 93-95   |       | •   |   | +ABS, Ch NV000493-P1175249                 | 15-1056      | 29      | 22 | 22 | 52 | 81 | 57   |    |    |    |     |     | 11  | 3 |
|   |   | 93-95   |       | •   |   | +ABS, Ch P1175250-                         | 15-1118      | 29      | 22 | 22 | 52 | 81 | 58,5 |    |    |    |     |     | 9   | 3 |
| 1.6 i, Kat (55 kW) Eng. 16LZ2/ C16NZ/ NZ2/ E16NZ                                  |  | 88-95   |       | •   |   | +ABS                                       | 13-0008      |         |    |    | 19 | 75 | 82   |    |    |    |     |     |     |   |
|   |   | 88-95   |       | •   |   | +ABS, Ch P1175250-, Only Eng. C16NZ/ E16NZ | 13-0009      |         |    |    | 22 | 76 | 113  |    |    |    |     |     |     |   |
|   |  | 88-95   |       | •   |   | +ABS, Ch -NV000492                         | 15-1057      | 43      | 22 | 22 | 52 | 81 | 57   |    |    |    |     |     | 11  | 3 |
|   |   | 88-95   |       | •   |   | +ABS, Ch NV000493-P1175249                 | 15-1056      | 29      | 22 | 22 | 52 | 81 | 57   |    |    |    |     |     | 11  | 3 |
|   |   | 88-95   |       | •   |   | +ABS, Ch P1175250-, Only Eng. C16NZ/ E16NZ | 15-1118      | 29      | 22 | 22 | 52 | 81 | 58,5 |    |    |    |     |     | 9   | 3 |
|   |  | 88-95   | L     |   |   |  | +ABS         | 17-0275 | 29 | 22 | 22 | 22 | 80   | 85 |    | 94 | 58  | 588 | s9  |   |
|   |   | 88-95   | L     |   |   |  | -ABS         | 17-0623 |    | 22 | 22 | 22 | 81   | 85 | -  | 94 | 58  | 588 | s9  |   |
|   |   | 88-95   | R     |   |   |  | +ABS         | 17-0276 | 29 | 22 | 22 | 22 | 80   | 85 |    | 94 | 58  | 928 | s9  |   |
| 88-95   |   | R   |       |   |   | -ABS                                       | 17-0624      |         | 22 | 22 | 22 | 81 | 85   | -  | 94 | 58 | 928 | s9  |     |   |
































| Vectra A (86, 87) / Cavalier III '88-'95             |    | L/R        |  |  | NOTE                                     | METELLI ref.        | ABS     | A  | B  | C  | D  | E   | F   | H   | I   | L   | M   | Fig |   |  |
|--|---|------------|---|---|--|---------------------|---------|----|----|----|----|-----|-----|-----|-----|-----|-----|-----|---|--|
| 1.7 D (42-44 kW) Eng. 17D/ DR                        |    | 10/88-92   |   | ●   | +ABS                                     | 13-0011             |         |    |    | 22 | 83 | 79  |     |     |     |     |     |     |   |  |
|  |    | 10/88-7/91 |   | ●   | +ABS, Ch K1000001-M1666666               | 15-1052             | 43      | 33 | 25 | 52 | 90 | 61  |     |     |     |     | 5   | 3   |   |  |
|  |   | 8/91-92    |   | ●   | +ABS, M/T+A/T, Ch N1000001-              | 15-1051             | 29      | 33 | 25 | 52 | 90 | 61  |     |     |     |     |     | 5   | 3 |  |
|  |    | 88-92      | L   |   |  | +ABS, G.Box:F13     | 17-0273 | 29 | 33 | 25 | 34 | 90  | 94  |     | 108 | 57  | 590 | s9  |   |  |
|  |   | 88-92      | L   |   |  | -ABS, G.Box:F13     | 17-0271 |    | 33 | 25 | 34 | 90  | 94  |     | 108 | 57  | 590 | s9  |   |  |
|  |   | 88-92      | R   |   |  | +ABS, G.Box:F13     | 17-0274 | 29 | 33 | 25 | 34 | 90  | 101 |     | 108 | 57  | 940 | s9  |   |  |
| 88-92  |   | R          |   |   | -ABS, G.Box:F13                          | 17-0272             |         | 33 | 25 | 34 | 90 | 101 |     | 108 | 57  | 940 | s9  |     |   |  |
| 1.7 TDS (60 kW) Eng. 17DT(TC4EE1)/ X17DT             |    | 90-95      |   | ●   | +ABS, M/T                                | 13-0011             |         |    |    | 22 | 83 | 79  |     |     |     |     |     |     |   |  |
|  |    | 8/91-95    |   | ●   | +ABS, M/T, Ch N1000001-                  | 15-1051             | 29      | 33 | 25 | 52 | 90 | 61  |     |     |     |     | 5   | 3   |   |  |
|  |   | 90-7/91    |   | ●   | +ABS, M/T, Ch K1000001-M1999999          | 15-1052             | 43      | 33 | 25 | 52 | 90 | 61  |     |     |     |     |     | 5   | 3 |  |
|  |    | 90-95      | L   |   |  | +ABS                | 17-0273 | 29 | 33 | 25 | 34 | 90  | 94  |     | 108 | 57  | 590 | s9  |   |  |
|  |   | 90-95      | L   |   |  | -ABS                | 17-0271 |    | 33 | 25 | 34 | 90  | 94  |     | 108 | 57  | 590 | s9  |   |  |
|  |   | 90-95      | R   |   |  | +ABS                | 17-0274 | 29 | 33 | 25 | 34 | 90  | 101 |     | 108 | 57  | 940 | s9  |   |  |
| 90-95  |   | R          |   |   | -ABS                                     | 17-0272             |         | 33 | 25 | 34 | 90 | 101 |     | 108 | 57  | 940 | s9  |     |   |  |
| 1.8, 4WD, Kat (65-66 kW) Eng. 18SV/ C18NZ/ E18NVR    |    | 88-7/91    |   | ●   | +ABS, FWD, M/T+A/T                       | 13-0011             |         |    |    | 22 | 83 | 79  |     |     |     |     |     |     |   |  |
|  |    | 8/91-95    |   | ●   | +ABS, FWD, M/T+A/T, Ch N1000001-         | 15-1051             | 29      | 33 | 25 | 52 | 90 | 61  |     |     |     |     | 5   | 3   |   |  |
|  |   | 88-7/91    |   | ●   | +ABS, FWD, M/T+A/T, Ch K1000001-M1999999 | 15-1052             | 43      | 33 | 25 | 52 | 90 | 61  |     |     |     |     |     | 5   | 3 |  |
|  |    | 88-95      | L   |   |  | FWD                 | 17-0271 |    | 33 | 25 | 34 | 90  | 94  |     | 108 | 57  | 590 | s9  |   |  |
|  |   | 88-95      | L   |   |  | +ABS, FWD           | 17-0273 | 29 | 33 | 25 | 34 | 90  | 94  |     | 108 | 57  | 590 | s9  |   |  |
|  |   | 88-95      | R   |   |  | FWD                 | 17-0272 |    | 33 | 25 | 34 | 90  | 101 |     | 108 | 57  | 940 | s9  |   |  |
| 88-95  |   | R          |   |   | +ABS, FWD                                | 17-0274             | 29      | 33 | 25 | 34 | 90 | 101 |     | 108 | 57  | 940 | s9  |     |   |  |
| 2.0 GT 16v Kat, 4WD (110 kW) Eng. 20XE/ 20XEJ/ C20XE |   | 1/89-11/95 |   | ●   | +ABS, FWD, M/T                           | 13-0011             |         |    |    | 22 | 83 | 79  |     |     |     |     |     |     |   |  |
|  |  | 1/89-11/95 |   | ●   | +ABS, FWD, M/T, Ch K1000001-M1999999     | 15-1052             | 43      | 33 | 25 | 52 | 90 | 61  |     |     |     |     | 5   | 3   |   |  |
|  |   | 1/89-11/95 |   | ●   | +ABS, FWD, M/T, Ch N1000001-             | 15-1051             | 29      | 33 | 25 | 52 | 90 | 61  |     |     |     |     |     | 5   | 3 |  |
|  |  | 89-95      | L   |   |  | +ABS, FWD           | 17-0273 | 29 | 33 | 25 | 34 | 90  | 94  |     | 108 | 57  | 590 | s9  |   |  |
|  |   | 89-95      | L   |   |  | -ABS, G.Box:F16-F20 | 17-0271 |    | 33 | 25 | 34 | 90  | 94  |     | 108 | 57  | 590 | s9  |   |  |
|  |   | 89-95      | R   |   |  | +ABS, FWD           | 17-0361 | 29 | 33 | 25 | 34 | 90  | 97  |     | 108 | 42  | 653 | s8  |   |  |
| 89-95  |   | R          |   |   | -ABS, G.Box:F16-F20                      | 17-0272             |         | 33 | 25 | 34 | 90 | 101 |     | 108 | 57  | 940 | s9  |     |   |  |
| 2.0 i (74 kW) Eng. C20NEF                            |  | 88-        |   | ●   | +ABS, M/T+A/T, Ch K1000001-M1999999      | 13-0011             |         |    |    | 22 | 83 | 79  |     |     |     |     |     |     |   |  |
|  |  | 88-        |   | ●   | +ABS, M/T+A/T, Ch K1000001-M1999999      | 15-1052             | 43      | 33 | 25 | 52 | 90 | 61  |     |     |     |     | 5   | 3   |   |  |
|  |   | 88-89      | L   |   |  | +ABS                | 17-0273 | 29 | 33 | 25 | 34 | 90  | 94  |     | 108 | 57  | 590 | s9  |   |  |
|  |  | 88-89      | L   |   |  | -ABS                | 17-0271 |    | 33 | 25 | 34 | 90  | 94  |     | 108 | 57  | 590 | s9  |   |  |
|  |   | 88-89      | R   |   |  | +ABS                | 17-0274 | 29 | 33 | 25 | 34 | 90  | 101 |     | 108 | 57  | 940 | s9  |   |  |
|  |   | 88-89      | R   |   | -ABS                                     | 17-0272             |         | 33 | 25 | 34 | 90 | 101 |     | 108 | 57  | 940 | s9  |     |   |  |



































| <b>Vectra A (86, 87) / Cavalier III '88-'95</b> |   |  | L/R |  |  | NOTE                                 | METELLI ref.                        | ABS            | A  | B  | C  | D  | E   | F    | H   | I   | L   | M   | Fig |   |  |
|---|---|---|-----|---|---|--------------------------------------|-------------------------------------|----------------|----|----|----|----|-----|------|-----|-----|-----|-----|-----|---|--|
| 2.0 i 16v, 4WD (100 kW) Eng. X20XEV             |    | 94-11/95  |     | ●   |   | +ABS, FWD, M/T                       | <b>13-0011</b>                      |                |    |    | 22 | 83 | 79  |      |     |     |     |     |     |   |  |
|   |    | 94-11/95  |     | ●   |   | +ABS, FWD, M/T, Ch K1000001-M1999999 | <b>15-1052</b>                      | 43             | 33 | 25 | 52 | 90 | 61  |      |     |     |     | 5   | 3   |   |  |
|   |   | 94-11/95  |     | ●   |   |                                      | +ABS, FWD, M/T, Ch N1000001-        | <b>15-1051</b> | 29 | 33 | 25 | 52 | 90  | 61   |     |     |     |     | 5   | 3 |  |
|   |    | 94-95   | L   |   |   |                                      | +ABS, FWD                           | <b>17-0273</b> | 29 | 33 | 25 | 34 | 90  | 94   |     | 108 | 57  | 590 | s9  |   |  |
|   |   | 94-95   | R   |   |   |                                      | +ABS, FWD                           | <b>17-0361</b> | 29 | 33 | 25 | 34 | 90  | 97   |     | 108 | 42  | 653 | s8  |   |  |
| 2.0 i T. 4WD (150 kW) Eng. C20LET               |    | 94-95   | L   |   |   | +ABS, G.Box:F16-F20                  | <b>17-0273</b>                      | 29             | 33 | 25 | 34 | 90 | 94  |      | 108 | 57  | 590 | s9  |     |   |  |
|   |   | 94-95   | R   |   |   | +ABS, G.Box:F16-F20                  | <b>17-0361</b>                      | 29             | 33 | 25 | 34 | 90 | 97  |      | 108 | 42  | 653 | s8  |     |   |  |
| 2.0 i, 4WD (95 kW) Eng. 20SEH                   |    | 88-92   |     | ●   |   | +ABS, M/T+A/T                        | <b>13-0011</b>                      |                |    |    | 22 | 83 | 79  |      |     |     |     |     |     |   |  |
|   |    | 8/91-92   |     | ●   |   | +ABS, M/T+A/T, Ch N1000001-          | <b>15-1051</b>                      | 29             | 33 | 25 | 52 | 90 | 61  |      |     |     |     | 5   | 3   |   |  |
|   |   | 88-7/91   |     | ●   |   |                                      | +ABS, M/T+A/T, Ch K1000001-M1999999 | <b>15-1052</b> | 43 | 33 | 25 | 52 | 90  | 61   |     |     |     | 5   | 3   |   |  |
|   |    | 88-92   | L   |   |   |                                      |                                     | <b>17-0271</b> |    | 33 | 25 | 34 | 90  | 94   |     | 108 | 57  | 590 | s9  |   |  |
|   |   | 88-92   | L   |   |   |                                      | +ABS                                | <b>17-0273</b> | 29 | 33 | 25 | 34 | 90  | 94   |     | 108 | 57  | 590 | s9  |   |  |
|   |   | 88-92   | R   |   |   |                                      |                                     | <b>17-0272</b> |    | 33 | 25 | 34 | 90  | 101  |     | 108 | 57  | 940 | s9  |   |  |
| 88-92   |   | R   |     |   |   | +ABS                                 | <b>17-0274</b>                      | 29             | 33 | 25 | 34 | 90 | 101 |      | 108 | 57  | 940 | s9  |     |   |  |
| 2.0 i, 4WD, Kat (85 kW) Eng. 20NE/ C20NE        |    | 88-95   |     | ●   |   | +ABS, M/T+A/T                        | <b>13-0011</b>                      |                |    |    | 22 | 83 | 79  |      |     |     |     |     |     |   |  |
|   |    | 8/91-95   |     | ●   |   | +ABS, M/T+A/T, Ch N1000001-          | <b>15-1051</b>                      | 29             | 33 | 25 | 52 | 90 | 61  |      |     |     |     | 5   | 3   |   |  |
|   |   | 88-7/91   |     | ●   |   |                                      | +ABS, M/T+A/T, Ch K1000001-M1999999 | <b>15-1052</b> | 43 | 33 | 25 | 52 | 90  | 61   |     |     |     | 5   | 3   |   |  |
|   |    | 88-95   | R   |   |   | +ABS                                 | <b>17-0274</b>                      | 29             | 33 | 25 | 34 | 90 | 101 |      | 108 | 57  | 940 | s9  |     |   |  |
| <b>Vectra B, SW / Vectra '95-'02</b>            |   |  | L/R |  |  | NOTE                                 | METELLI ref.                        | ABS            | A  | B  | C  | D  | E   | F    | H   | I   | L   | M   | Fig |   |  |
| 1.6 i (55 kW) Eng. 16LZ2                        |   | 10/95-02  |     | ●   |   |                                      | <b>13-0009</b>                      |                |    |    | 22 | 76 | 113 |      |     |     |     |     |     |   |  |
|   |  | 10/95-02  |     | ●   |   | Ch W1285447-                         | <b>15-1287</b>                      |                | 33 | 22 | 52 | 81 | 57  |      |     |     |     | 8   | 3   |   |  |
|   |   | 10/95-02  |     | ●   |   |                                      | +ABS, Ch -W1285446                  | <b>15-1118</b> | 29 | 22 | 22 | 52 | 81  | 58,5 |     |     |     | 9   | 3   |   |  |
|   |   | 10/95-02  |     | ●   |   |                                      | +ABS, Ch W1285447-                  | <b>15-1412</b> | 29 | 33 | 22 | 52 | 81  | 57   |     |     |     | 8   | 3   |   |  |
|   |  | 95-1/99   | L   |   |   |                                      | +ABS                                | <b>17-0775</b> | 29 | 22 |    | 22 | 81  | 82   |     | 94  | 58  | 593 | s3  |   |  |
|   |   | 95-1/99   | R   |   |   |                                      | +ABS                                | <b>17-0720</b> | 29 | 22 |    | 22 | 81  | 82   |     | 94  | 58  | 960 | s3  |   |  |
| 1.6 i (55 kW) Eng. X16SZR                       |  | 10/95-02  |     | ●   |   | +ABS                                 | <b>13-0009</b>                      |                |    |    | 22 | 76 | 113 |      |     |     |     |     |     |   |  |
|   |  | 10/95-02  |     | ●   |   | Ch W1285447-                         | <b>15-1287</b>                      |                | 33 | 22 | 52 | 81 | 57  |      |     |     |     | 8   | 3   |   |  |
|   |   | 10/95-02  |     | ●   |   |                                      | +ABS, Ch -W1285446                  | <b>15-1118</b> | 29 | 22 | 22 | 52 | 81  | 58,5 |     |     |     | 9   | 3   |   |  |
|   |   | 10/95-02  |     | ●   |   |                                      | +ABS, Ch W1285447-                  | <b>15-1412</b> | 29 | 33 | 22 | 52 | 81  | 57   |     |     |     | 8   | 3   |   |  |
|   |  | 95-1/99   | L   |   |   |                                      | +ABS                                | <b>17-0775</b> | 29 | 22 |    | 22 | 81  | 82   |     | 94  | 58  | 593 | s3  |   |  |
|   |   | 95-1/99   | R   |   |   |                                      | +ABS                                | <b>17-0720</b> | 29 | 22 |    | 22 | 81  | 82   |     | 94  | 58  | 960 | s3  |   |  |








































| Vectra B, SW / Vectra '95-'02               |    | L/R         |  |  | NOTE               | METELLI ref. | ABS     | A  | B  | C  | D  | E    | F  | H  | I   | L   | M   | Fig |   |
|---|---|-------------|---|---|--------------------|--------------|---------|----|----|----|----|------|----|----|-----|-----|-----|-----|---|
| 1.6 i 16v (74 kW) Eng. X16XEL/ Y16XE/ Z16XE |    | 10/95-02    |   | ●   | +ABS               | 13-0009      |         |    |    | 22 | 76 | 113  |    |    |     |     |     |     |   |
|   |    | 10/95-02    |   | ●   | Ch W1285447-       | 15-1287      |         | 33 | 22 | 52 | 81 | 57   |    |    |     |     |     | 8   | 3 |
|   |   | 10/95-02    |   | ●   | +ABS, Ch -W1285446 | 15-1118      | 29      | 22 | 22 | 52 | 81 | 58,5 |    |    |     |     |     | 9   | 3 |
|   |   | 10/95-02    |   | ●   | +ABS, Ch W1285447- | 15-1412      | 29      | 33 | 22 | 52 | 81 | 57   |    |    |     |     |     | 8   | 3 |
|   |   | 95-1/99     | L   |   |                    | +ABS         | 17-0775 | 29 | 22 |    | 22 | 81   | 82 |    | 94  | 58  | 593 | s3  |   |
|   | 95-1/99   | R           |   |   | +ABS               | 17-0720      | 29      | 22 |    | 22 | 81 | 82   |    | 94 | 58  | 960 | s3  |     |   |
| 1.7 TD (60 kW) Eng. X17DT(TC4EE1)           |    | 10/95-96    |   | ●   | +ABS               | 13-0012      |         |    |    | 25 | 90 | 107  |    |    |     |     |     |     |   |
|   |    | 10/95-96    |   | ●   | +ABS               | 15-1289A     | 29      | 33 | 25 | 52 | 90 | 56   |    |    |     |     | 8   | 3   |   |
|   |    | 10/95-11/96 | L   |   |                    | +ABS         | 17-0348 | 29 | 33 | 25 | 34 | 90   | 94 |    | 108 | 57  | 597 | s9  |   |
|   |   | 10/95-11/96 | R   |   |                    | +ABS         | 17-0349 | 29 | 33 | 25 | 34 | 90   | 94 |    | 108 | 57  | 962 | s9  |   |
| 1.8 16v (85 kW) Eng. X18XE                  |    | 10/95-00    |   | ●   | +ABS               | 13-0012      |         |    |    | 25 | 90 | 107  |    |    |     |     |     |     |   |
|   |    | 10/95-00    |   | ●   | +ABS               | 15-1289A     | 29      | 33 | 25 | 52 | 90 | 56   |    |    |     |     | 8   | 3   |   |
|   |    | 10/95-00    | L   |   |                    | +ABS         | 17-0348 | 29 | 33 | 25 | 34 | 90   | 94 |    | 108 | 57  | 597 | s9  |   |
|   |   | 10/95-00    | R   |   |                    | +ABS         | 17-0349 | 29 | 33 | 25 | 34 | 90   | 94 |    | 108 | 57  | 962 | s9  |   |
| 1.8 16v (85 kW) Eng. X18XE1                 |    | 10/95-00    |   | ●   | +ABS               | 13-0012      |         |    |    | 25 | 90 | 107  |    |    |     |     |     |     |   |
|   |    | 10/95-00    |   | ●   | +ABS               | 15-1289A     | 29      | 33 | 25 | 52 | 90 | 56   |    |    |     |     | 8   | 3   |   |
|   |    | 10/95-00    | L   |   |                    | +ABS         | 17-0348 | 29 | 33 | 25 | 34 | 90   | 94 |    | 108 | 57  | 597 | s9  |   |
|   |   | 10/95-00    | R   |   |                    | +ABS         | 17-0349 | 29 | 33 | 25 | 34 | 90   | 94 |    | 108 | 57  | 962 | s9  |   |
| 1.8 16v (92 kW) Eng. Z18XE                  |    | 00-02       |   | ●   | +ABS               | 13-0012      |         |    |    | 25 | 90 | 107  |    |    |     |     |     |     |   |
|   |    | 00-02       |   | ●   | +ABS               | 15-1289A     | 29      | 33 | 25 | 52 | 90 | 56   |    |    |     |     | 8   | 3   |   |
|   |   | 00-02       | L   |   |                    | +ABS         | 17-0348 | 29 | 33 | 25 | 34 | 90   | 94 |    | 108 | 57  | 597 | s9  |   |
|   |   | 00-02       | R   |   |                    | +ABS         | 17-0349 | 29 | 33 | 25 | 34 | 90   | 94 |    | 108 | 57  | 962 | s9  |   |
| 2.0 Di 16v (60 kW) Eng. X20DTL              |  | 11/96-02    |   | ●   | +ABS               | 13-0012      |         |    |    | 25 | 90 | 107  |    |    |     |     |     |     |   |
|   |  | 11/96-02    |   | ●   | +ABS               | 15-1289A     | 29      | 33 | 25 | 52 | 90 | 56   |    |    |     |     | 8   | 3   |   |
|   |  | 11/96-02    | L   |   |                    | +ABS         | 17-0348 | 29 | 33 | 25 | 34 | 90   | 94 |    | 108 | 57  | 597 | s9  |   |
|   |   | 11/96-02    | R   |   |                    | +ABS         | 17-0349 | 29 | 33 | 25 | 34 | 90   | 94 |    | 108 | 57  | 962 | s9  |   |
| 2.0 DTI 16v (74 kW) Eng. X20DTH/ Y20DTH     |  | 97-02       |   | ●   | +ABS               | 13-0012      |         |    |    | 25 | 90 | 107  |    |    |     |     |     |     |   |
|   |  | 97-02       |   | ●   | +ABS               | 15-1289A     | 29      | 33 | 25 | 52 | 90 | 56   |    |    |     |     | 8   | 3   |   |
|   |  | 97-02       | L   |   |                    | +ABS         | 17-0348 | 29 | 33 | 25 | 34 | 90   | 94 |    | 108 | 57  | 597 | s9  |   |
|   |   | 97-02       | R   |   |                    | +ABS         | 17-0349 | 29 | 33 | 25 | 34 | 90   | 94 |    | 108 | 57  | 962 | s9  |   |

























| <b>Vectra B, SW / Vectra '95-'02</b>      |   |    | L/R   |    |    | NOTE                      | METELLI ref.    | ABS            | A  | B  | C    | D    | E    | F  | H   | I   | L   | M   | Fig |   |  |
|---|---|---|-------|---|---|---------------------------|-----------------|----------------|----|----|------|------|------|----|-----|-----|-----|-----|-----|---|--|
| 2.0 i (82 kW) Eng. 20NEJ                  |    | 95-   |       | ●   |   | +/-ABS                    | <b>13-0012</b>  |                |    |    | 25   | 90   | 107  |    |     |     |     |     |     |   |  |
|   |    | 95-   |       | ●   |   | +ABS                      | <b>15-1289A</b> | 29             | 33 | 25 | 52   | 90   | 56   |    |     |     |     | 8   | 3   |   |  |
|   |   | 95-   |       | ●   |   |                           | -ABS            | <b>15-1289</b> |    | 33 | 25   | 52   | 90   | 56 |     |     |     |     | 8   | 3 |  |
|   |    | 95-02   | L     |   |   |                           | +ABS            | <b>17-0348</b> | 29 | 33 | 25   | 34   | 90   | 94 |     | 108 | 57  | 597 | s9  |   |  |
|   |   | 95-02   | R     |   |   |                           | +ABS            | <b>17-0349</b> | 29 | 33 | 25   | 34   | 90   | 94 |     | 108 | 57  | 962 | s9  |   |  |
| 2.0 i 16v (100 kW) Eng. C20SEL            |    | 95-00   |       | ●   |   | +ABS                      | <b>13-0012</b>  |                |    |    | 25   | 90   | 107  |    |     |     |     |     |     |   |  |
|   |    | 95-00   |       | ●   |   | +ABS                      | <b>15-1289A</b> | 29             | 33 | 25 | 52   | 90   | 56   |    |     |     |     | 8   | 3   |   |  |
|   |   | 95-00   | L     |   |   |                           | +ABS            | <b>17-0348</b> | 29 | 33 | 25   | 34   | 90   | 94 |     | 108 | 57  | 597 | s9  |   |  |
|   |    | 95-00   | R     |   |   | +ABS                      | <b>17-0349</b>  | 29             | 33 | 25 | 34   | 90   | 94   |    | 108 | 57  | 962 | s9  |     |   |  |
| 2.0 i 16v (100 kW) Eng. X20XEV            |    | 95-00   |       | ●   |   | +ABS                      | <b>13-0012</b>  |                |    |    | 25   | 90   | 107  |    |     |     |     |     |     |   |  |
|   |    | 95-00   |       | ●   |   | +ABS                      | <b>15-1289A</b> | 29             | 33 | 25 | 52   | 90   | 56   |    |     |     |     | 8   | 3   |   |  |
|   |   | 95-00   | L     |   |   |                           | +ABS            | <b>17-0348</b> | 29 | 33 | 25   | 34   | 90   | 94 |     | 108 | 57  | 597 | s9  |   |  |
|   |    | 95-00   | R     |   |   | +ABS                      | <b>17-0349</b>  | 29             | 33 | 25 | 34   | 90   | 94   |    | 108 | 57  | 962 | s9  |     |   |  |
| 2.2 16v (108 kW) Eng. Z22SE               |    | 9/00-4/02   |       | ●   |   | +ABS                      | <b>13-0012</b>  |                |    |    | 25   | 90   | 107  |    |     |     |     |     |     |   |  |
|   |    | 9/00-4/02   |       | ●   |   | +ABS                      | <b>15-1289A</b> | 29             | 33 | 25 | 52   | 90   | 56   |    |     |     |     | 8   | 3   |   |  |
| 2.2 DTI 16v (92 kW) Eng. Y22DTR           |    | 00-02   |       | ●   |   | +ABS                      | <b>15-1618</b>  | 29             | 33 | 35 | 55,8 | 87,8 | 54   |    |     |     |     | 6   | 2   |   |  |
| 2.5 i 500 (143 kW) Eng. X25XE             |    | 98-00   |       | ●   |   | +ABS                      | <b>13-0012</b>  |                |    |    | 25   | 90   | 107  |    |     |     |     |     |     |   |  |
|   |    | 98-00   |       | ●   |   | +ABS                      | <b>15-1289A</b> | 29             | 33 | 25 | 52   | 90   | 56   |    |     |     |     | 8   | 3   |   |  |
| 2.5 i V6 (125 kW) Eng. X25XE              |   | 10/95-00  |       | ●   |   | +ABS                      | <b>13-0012</b>  |                |    |    | 25   | 90   | 107  |    |     |     |     |     |     |   |  |
|   |  | 10/95-00  |       | ●   |   | +ABS                      | <b>15-1289A</b> | 29             | 33 | 25 | 52   | 90   | 56   |    |     |     |     | 8   | 3   |   |  |
|   |   |  | 95-00 | L   |   |                           | +ABS            | <b>17-0348</b> | 29 | 33 | 25   | 34   | 90   | 94 |     | 108 | 57  | 597 | s9  |   |  |
| <b>Vectra C, SW, Gts / Vectra II '02-</b> |   |  | L/R   |  |  | NOTE                      | METELLI ref.    | ABS            | A  | B  | C    | D    | E    | F  | H   | I   | L   | M   | Fig |   |  |
| 1.6 16v (74 kW) Eng. Z16XE                |  | 04-   |       | ●   |   | Ch -71009336, Exc. Europe | <b>13-0288</b>  |                |    |    | 22   | 76   | 113  |    |     |     |     |     |     |   |  |
|   |   | 04-   |       | ●   |   | Ch 71009337-              | <b>13-0463</b>  |                |    |    | 22   | 82   | 126  |    |     |     |     |     |     |   |  |
|   |  | 04-   |       | ●   |   | Ch -71009336, Exc. Europe | <b>15-1420</b>  |                | 30 | 25 | 53   | 90   | 56   |    |     |     |     |     | 7   | 3 |  |
|   |   | 04-   |       | ●   |   | Ch 71009337-              | <b>15-1690</b>  |                | 30 | 24 | 51,2 | 84,4 | 93,7 |    |     |     |     |     | 7   | 1 |  |
| 1.6 16v (77 kW) Eng. Z16XEP               |  | 06-   |       | ●   |   | Ch -71009336              | <b>13-0288</b>  |                |    |    | 22   | 76   | 113  |    |     |     |     |     |     |   |  |
|   |   | 06-   |       | ●   |   | Ch 71009337-              | <b>13-0463</b>  |                |    |    | 22   | 82   | 126  |    |     |     |     |     |     |   |  |
|   |  | 06-   |       | ●   |   | Ch -71009336              | <b>15-1420</b>  |                | 30 | 25 | 53   | 90   | 56   |    |     |     |     |     | 7   | 3 |  |
|   |   | 06-   |       | ●   |   | Ch 71009337-              | <b>15-1690</b>  |                | 30 | 24 | 51,2 | 84,4 | 93,7 |    |     |     |     |     | 7   | 1 |  |
































| Vectra C, SW, Gts / Vectra II '02-    |   |    | L/R   |  |  | NOTE         | METELLI ref. | ABS      | A  | B  | C    | D    | E    | F    | H | I | L | M | Fig |   |  |
|---------------------------------------|---|---|-------|---|---|--------------|--------------|----------|----|----|------|------|------|------|---|---|---|---|-----|---|--|
| 1.8 (81 kW) Eng. Z18XEL               |    | 05-   |       | •   |   | Ch 71009337- | 13-0463      |          |    |    | 22   | 82   | 126  |      |   |   |   |   |     |   |  |
|                                       |   | 4/02-   |       | •   |   | Ch -71009336 | 13-0288      |          |    |    | 22   | 76   | 113  |      |   |   |   |   |     |   |  |
|                                       |    | 05-   |       | •   |   | Ch 71009337- | 15-1690      |          | 30 | 24 | 51,2 | 84,4 | 93,7 |      |   |   |   |   | 7   | 1 |  |
|                                       |   | 4/02-   |       | •   |   | Ch -71009336 | 15-1420      |          | 30 | 25 | 53   | 90   | 56   |      |   |   |   |   | 7   | 3 |  |
| 1.8 16v (103 kW) Eng. Z18XER          |    | 1/06-   |       | •   |   |              | 13-0288      |          |    |    | 22   | 76   | 113  |      |   |   |   |   |     |   |  |
|                                       |   |    | 1/06- |   | •   |              |              | 15-1420  |    | 30 | 25   | 53   | 90   | 56   |   |   |   |   | 7   | 3 |  |
| 1.8 16v (90 kW) Eng. Z18XE            |    | 4/02-   |       | •   |   |              | 13-0288      |          |    |    | 22   | 76   | 113  |      |   |   |   |   |     |   |  |
|                                       |   |    | 4/02- |   | •   |              |              | 15-1420  |    | 30 | 25   | 53   | 90   | 56   |   |   |   |   | 7   | 3 |  |
| 1.9 CDTi (110 kW) Eng. Z19DTH         |    | 04-   |       | •   |   |              | 13-0353      |          |    |    | 26   | 86   | 138  |      |   |   |   |   |     |   |  |
|                                       |   |    | 04-   |   | •   |              |              | 15-1506A |    | 30 | 26   | 54,4 | 91   | 56   |   |   |   |   | 7   | 1 |  |
| 1.9 CDTi (74 kW) Eng. Z19DTL          |    | 05-   |       | •   |   |              | 13-0353      |          |    |    | 26   | 86   | 138  |      |   |   |   |   |     |   |  |
|                                       |   |    | 05-   |   | •   |              |              | 15-1506A |    | 30 | 26   | 54,4 | 91   | 56   |   |   |   |   | 7   | 1 |  |
| 1.9 CDTi (88 kW) Eng. Z19DT           |    | 04-   |       | •   |   |              | 13-0353      |          |    |    | 26   | 86   | 138  |      |   |   |   |   |     |   |  |
|                                       |   |    | 04-   |   | •   |              |              | 15-1506A |    | 30 | 26   | 54,4 | 91   | 56   |   |   |   |   | 7   | 1 |  |
| 2.0 DTI 16v (74 kW) Eng. Y20DTH       |    | 4/02-   |       | •   |   | M/T          | 13-0288      |          |    |    | 22   | 76   | 113  |      |   |   |   |   |     |   |  |
|                                       |   |    | 4/02- |   | •   |              | M/T          | 15-1420  |    | 30 | 25   | 53   | 90   | 56   |   |   |   |   | 7   | 3 |  |
| 2.0 T. 16v (129 kW) Eng. Z20NET       |    | 03-   |       | •   |   |              | 13-0353      |          |    |    | 26   | 86   | 138  |      |   |   |   |   |     |   |  |
|                                       |   |    | 03-   |   | •   |              |              | 15-1506A |    | 30 | 26   | 54,4 | 91   | 56   |   |   |   |   | 7   | 1 |  |
| 2.2 16v (Exc. SW) (108 kW) Eng. Z22SE |    | 4/02-   |       | •   |   |              | 13-0288      |          |    |    | 22   | 76   | 113  |      |   |   |   |   |     |   |  |
|                                       |   |   | 4/02- |   | •   |              |              | 15-1420  |    | 30 | 25   | 53   | 90   | 56   |   |   |   |   | 7   | 3 |  |
| 2.2 16v Direct (114 kW) Eng. Z22YH    |  | 03-   |       | •   |   | Ch -71009336 | 13-0288      |          |    |    | 22   | 76   | 113  |      |   |   |   |   |     |   |  |
|                                       |   | 05-   |       | •   |   | Ch 71009337- | 13-0463      |          |    |    | 22   | 82   | 126  |      |   |   |   |   |     |   |  |
|                                       |  | 03-   |       | •   |   | Ch -71009336 | 15-1420      |          | 30 | 25 | 53   | 90   | 56   |      |   |   |   |   | 7   | 3 |  |
|                                       |   | 05-   |       | •   |   | Ch 71009337- | 15-1690      |          | 30 | 24 | 51,2 | 84,4 | 93,7 |      |   |   |   | 7 | 1   |   |  |
| 2.2 DTI 16v (92 kW) Eng. Y22DTR       |  | 4/02-   |       | •   |   |              | 13-0353      |          |    |    | 26   | 86   | 138  |      |   |   |   |   |     |   |  |
|                                       |   |  | 4/02- |   | •   |              |              | 15-1506A |    | 30 | 26   | 54,4 | 91   | 56   |   |   |   |   | 7   | 1 |  |
| 2.8 V6 T. (169 kW) Eng. N28NET/ NEL   |  | 05-   |       | •   |   | +ABS, M/T    | 13-0514      |          |    |    | 37,5 | 91   | 127  |      |   |   |   |   |     |   |  |
|                                       |   |  | 05-   |   | •   |              | +ABS, M/T    | 15-1599  |    | 30 | 28   | 55,4 | 92,1 | 52,5 |   |   |   |   | 7   | 1 |  |
| 2.8 V6 T. (188 kW) Eng. N28NET        |  | 05-   |       | •   |   | M/T          | 13-0514      |          |    |    | 37,5 | 91   | 127  |      |   |   |   |   |     |   |  |
|                                       |   |  | 05-   |   | •   |              | M/T          | 15-1599  |    | 30 | 28   | 55,4 | 92,1 | 52,5 |   |   |   |   | 7   | 1 |  |
| 3.0 CDTi (130 kW) Eng. Y30DT          |  | 03-   |       | •   |   |              | 13-0353      |          |    |    | 26   | 86   | 138  |      |   |   |   |   |     |   |  |
|                                       |   |  | 03-   |   | •   |              |              | 15-1506A |    | 30 | 26   | 54,4 | 91   | 56   |   |   |   |   | 7   | 1 |  |

| <b>Vectra C, SW, Gts / Vectra II '02-</b> |   |  | L/R |  |  | NOTE              | METELLI ref. | ABS | A  | B  | C    | D    | E    | F | H   | I  | L   | M  | Fig |  |
|---|---|---|-----|---|---|-------------------|--------------|-----|----|----|------|------|------|---|-----|----|-----|----|-----|--|
| 3.0 CDTi (135 kW) Eng. Z30DT              |    | 05-   |     | ●   |   | +ABS, M/T         | 13-0514      |     |    |    | 37,5 | 91   | 127  |   |     |    |     |    |     |  |
|   |    | 05-   |     | ●   |   | +ABS, M/T         | 15-1599      |     | 30 | 28 | 55,4 | 92,1 | 52,5 |   |     |    |     | 7  | 1   |  |
| 3.2 V6 (155 kW) Eng. Z32SE                |    | 4/02-   |     | ●   |   |                   | 13-0353      |     |    |    | 26   | 86   | 138  |   |     |    |     |    |     |  |
|   |    | 4/02-   |     | ●   |   |                   | 15-1506A     |     | 30 | 26 | 54,4 | 91   | 56   |   |     |    |     | 7  | 1   |  |
| <b>Zafira A '99-'05</b>                   |   |  | L/R |  |  | NOTE              | METELLI ref. | ABS | A  | B  | C    | D    | E    | F | H   | I  | L   | M  | Fig |  |
| 1.6 16v (74 kW) Eng. X16XEL/ Z16XE        |    | 99-05   |     | ●   |   | -ABS, Eng. X16XEL | 13-0012      |     |    |    | 25   | 90   | 107  |   |     |    |     |    |     |  |
|   |    | 99-05   |     | ●   |   | -ABS, Eng. X16XEL | 15-1289      |     | 33 | 25 | 52   | 90   | 56   |   |     |    |     | 8  | 3   |  |
| 1.6 CNG (71 kW) Eng. Z16YNG               |    | 01-05   |     | ●   |   | -ABS              | 13-0012      |     |    |    | 25   | 90   | 107  |   |     |    |     |    |     |  |
|   |    | 01-05   |     | ●   |   | -ABS              | 15-1289      |     | 33 | 25 | 52   | 90   | 56   |   |     |    |     | 8  | 3   |  |
| 1.6 i 16v (55 kW) Eng. X16SZR             |    | 99-   |     | ●   |   | -ABS              | 13-0012      |     |    |    | 25   | 90   | 107  |   |     |    |     |    |     |  |
|   |    | 99-   |     | ●   |   | -ABS              | 15-1289      |     | 33 | 25 | 52   | 90   | 56   |   |     |    |     | 8  | 3   |  |
| 1.8 16v (85 kW) Eng. X18XE/ 1             |    | 4/99-   |     | ●   |   | -ABS              | 13-0012      |     |    |    | 25   | 90   | 107  |   |     |    |     |    |     |  |
|   |    | 4/99-   |     | ●   |   | -ABS              | 15-1289      |     | 33 | 25 | 52   | 90   | 56   |   |     |    |     | 8  | 3   |  |
|   |    | 99-00   | L   |   |   |                   | 17-0721      |     | 33 |    | 22   | 90   | 92   |   | 108 | 58 | 596 | s3 |     |  |
|   |    | 99-00   | R   |   |   |                   | 17-0722      |     | 33 |    | 22   | 90   | 92   |   | 108 | 58 | 957 | s3 |     |  |
| 1.8 16v (92 kW) Eng. Z18XE                |    | 9/00-   |     | ●   |   | -ABS              | 13-0012      |     |    |    | 25   | 90   | 107  |   |     |    |     |    |     |  |
|   |    | 9/00-   |     | ●   |   | -ABS              | 15-1289      |     | 33 | 25 | 52   | 90   | 56   |   |     |    |     | 8  | 3   |  |
| 2.0 Di 16v (60 kW) Eng. X20DTL            |    | 99-   |     | ●   |   | -ABS              | 13-0012      |     |    |    | 25   | 90   | 107  |   |     |    |     |    |     |  |
|   |    | 99-   |     | ●   |   | -ABS              | 15-1289      |     | 33 | 25 | 52   | 90   | 56   |   |     |    |     | 8  | 3   |  |
|   |  | 99-   | L   |   |   | +/-ABS            | 17-0350      |     | 33 | 25 | 34   | 90   | 94   |   | 108 | 57 | 595 | s9 |     |  |
|   |  | 99-   | R   |   |   | +/-ABS            | 17-0351      |     | 33 | 25 | 34   | 90   | 94   |   | 108 | 57 | 957 | s9 |     |  |
| 2.0 DTI 16v (74 kW) Eng. Y20DTH           |  | 9/00-   |     | ●   |   | -ABS              | 13-0012      |     |    |    | 25   | 90   | 107  |   |     |    |     |    |     |  |
|   |  | 9/00-   |     | ●   |   | -ABS              | 15-1289      |     | 33 | 25 | 52   | 90   | 56   |   |     |    |     | 8  | 3   |  |
|   |  | 9/00-   | L   |   |   | +/-ABS            | 17-0350      |     | 33 | 25 | 34   | 90   | 94   |   | 108 | 57 | 595 | s9 |     |  |
|   |  | 9/00-   | R   |   |   | +/-ABS            | 17-0351      |     | 33 | 25 | 34   | 90   | 94   |   | 108 | 57 | 957 | s9 |     |  |
| 2.2 16v (108 kW) Eng. Z22SE               |  | 9/00-   |     | ●   |   | -ABS              | 13-0012      |     |    |    | 25   | 90   | 107  |   |     |    |     |    |     |  |
|   |  | 9/00-   |     | ●   |   | -ABS              | 15-1289      |     | 33 | 25 | 52   | 90   | 56   |   |     |    |     | 8  | 3   |  |
|   |  | 9/00-   | L   |   |   | +/-ABS            | 17-0350      |     | 33 | 25 | 34   | 90   | 94   |   | 108 | 57 | 595 | s9 |     |  |
|   |  | 9/00-   | R   |   |   | +/-ABS            | 17-0351      |     | 33 | 25 | 34   | 90   | 94   |   | 108 | 57 | 957 | s9 |     |  |




























| <b>Astra F Van (55) '91-'99</b>  |   |    | L/R |    |    | NOTE   | METELLI ref. | ABS | A  | B  | C    | D    | E   | F | H   | I  | L   | M  | Fig |   |
|----------------------------------|---|---|-----|---|--|--------|--------------|-----|----|----|------|------|-----|---|-----|----|-----|----|-----|---|
| 1.6 i (52 kW) Eng. X16SZ         |    | 93-   |     | •   |  | +/-ABS | 13-0012      |     |    |    | 25   | 90   | 107 |   |     |    |     |    |     |   |
|                                  |    | 93-   |     | •   |  | +ABS   | 15-1289A     | 29  | 33 | 25 | 52   | 90   | 56  |   |     |    |     |    | 8   | 3 |
|                                  |    | 93-   |     | •   |  | -ABS   | 15-1289      |     | 33 | 25 | 52   | 90   | 56  |   |     |    |     |    | 8   | 3 |
| <b>Astra G Van (F70) '99-'04</b> |   |    | L/R |    |    | NOTE   | METELLI ref. | ABS | A  | B  | C    | D    | E   | F | H   | I  | L   | M  | Fig |   |
| 1.6i (55 kW) Eng. X16SZR         |    | 99-00   |     | •   |  |        | 13-0009      |     |    |    | 22   | 76   | 113 |   |     |    |     |    |     |   |
|                                  |    | 99-00   |     | •   |  |        | 15-1287      |     | 33 | 22 | 52   | 81   | 57  |   |     |    |     |    | 8   | 3 |
| 1.6i (62 kW) Eng. Z16SE          |    | 00-   |     | •   |  |        | 13-0009      |     |    |    | 22   | 76   | 113 |   |     |    |     |    |     |   |
|                                  |    | 00-   |     | •   |  |        | 15-1287      |     | 33 | 22 | 52   | 81   | 57  |   |     |    |     |    | 8   | 3 |
| 1.7 CDTi (59 kW) Eng. Z17DTL     |    | 03-04   |     | •   |  |        | 13-0009      |     |    |    | 22   | 76   | 113 |   |     |    |     |    |     |   |
|                                  |    | 03-04   |     | •   |  |        | 15-1287      |     | 33 | 22 | 52   | 81   | 57  |   |     |    |     |    | 8   | 3 |
| 1.7 DTi (55 kW) Eng. Y17DT       |    | 01-04   |     | •   |  | +/-ABS | 13-0012      |     |    |    | 25   | 90   | 107 |   |     |    |     |    |     |   |
|                                  |    | 01-04   |     | •   |  | +ABS   | 15-1289A     | 29  | 33 | 25 | 52   | 90   | 56  |   |     |    |     |    | 8   | 3 |
|                                  |    | 01-04   |     | •   |  | -ABS   | 15-1289      |     | 33 | 25 | 52   | 90   | 56  |   |     |    |     |    | 8   | 3 |
|                                  |    | 01-04   | L   |   |  |        | 17-0721      |     | 33 |    | 22   | 90   | 92  |   | 108 | 58 | 596 | s3 |     |   |
| 1.7 TD (50 kW) Eng. X17DTL       |    | 01-04   | R   |   |  |        | 17-0722      |     | 33 |    | 22   | 90   | 92  |   | 108 | 58 | 957 | s3 |     |   |
|                                  |    | 99-   |     | •   |  |        | 13-0009      |     |    |    | 22   | 76   | 113 |   |     |    |     |    |     |   |
| 2.0 Di 16v (60 kW) Eng. X20DTL   |    | 99-   |     | •   |  | +/-ABS | 13-0012      |     |    |    | 25   | 90   | 107 |   |     |    |     |    |     |   |
|                                  |    | 99-   |     | •   |  | +ABS   | 15-1289A     | 29  | 33 | 25 | 52   | 90   | 56  |   |     |    |     |    | 8   | 3 |
|                                  |    | 99-   |     | •   |  | -ABS   | 15-1289      |     | 33 | 25 | 52   | 90   | 56  |   |     |    |     |    | 8   | 3 |
| 2.0 DTi (74 kW) Eng. Y20DTH      |   | 99-04   |     | •   |  | -ABS   | 13-0012      |     |    |    | 25   | 90   | 107 |   |     |    |     |    |     |   |
|                                  |  | 99-04   |     | •   |  | -ABS   | 15-1289      |     | 33 | 25 | 52   | 90   | 56  |   |     |    |     |    | 8   | 3 |
|                                  |  | 99-04   | L   |   |  | +/-ABS | 17-0350      |     | 33 | 25 | 34   | 90   | 94  |   | 108 | 57 | 595 | s9 |     |   |
|                                  |  | 99-04   | R   |   |  | +/-ABS | 17-0351      |     | 33 | 25 | 34   | 90   | 94  |   | 108 | 57 | 957 | s9 |     |   |
| <b>Astra H Van '04-'09</b>       |   |  | L/R |  |  | NOTE   | METELLI ref. | ABS | A  | B  | C    | D    | E   | F | H   | I  | L   | M  | Fig |   |
| 1.4 16v (66 kW) Eng. Z14XEP      |  | 04-   |     | •   |  |        | 13-0349      |     |    |    | 22   | 72   | 97  |   |     |    |     |    |     |   |
|                                  |  | 04-   |     | •   |  |        | 15-1504      |     | 33 | 22 | 53   | 79,2 | 53  |   |     |    |     |    | 7   | 1 |
| 1.6 16v (76 kW) Eng. Z16XEP      |  | 05-   |     | •   |  |        | 13-0349      |     |    |    | 22   | 72   | 97  |   |     |    |     |    |     |   |
|                                  |  | 05-   |     | •   |  |        | 15-1504      |     | 33 | 22 | 53   | 79,2 | 53  |   |     |    |     |    | 7   | 1 |
| 1.7 CDTi (59 kW) Eng. Z17DTL     |  | 05-06   |     | •   |  |        | 13-0350      |     |    |    | 25   | 78   | 130 |   |     |    |     |    |     |   |
|                                  |  | 05-06   |     | •   |  |        | 15-1505      |     | 33 | 24 | 52,3 | 84,4 | 54  |   |     |    |     |    | 7   | 1 |





















| <b>Astra H Van '04-'09</b>            |   |  | L/R |  |  | NOTE      | METELLI ref.   | ABS            | A  | B  | C    | D    | E   | F  | H | I  | L  | M   | Fig |  |  |
|---------------------------------------|---|---|-----|---|--|-----------|----------------|----------------|----|----|------|------|-----|----|---|----|----|-----|-----|--|--|
| 1.7 CDTi (74 kW) Eng. Z17DTH          |    | 04-   |     | •   |  |           | <b>13-0350</b> |                |    |    | 25   | 78   | 130 |    |   |    |    |     |     |  |  |
|                                       |    | 04-   |     | •   |  |           | <b>15-1505</b> |                | 33 | 24 | 52,3 | 84,4 | 54  |    |   |    |    | 7   | 1   |  |  |
| 1.7 CDTi (81 kW) Eng. A17DTJ/ Z17DTJ  |    | 07-   |     | •   |  |           | <b>13-0407</b> |                |    |    | 26   | 86   | 138 |    |   |    |    |     |     |  |  |
|                                       |    | 07-   |     | •   |  |           | <b>15-1613</b> |                | 33 | 26 | 52,5 | 90,9 | 54  |    |   |    |    | 7   | 1   |  |  |
| 1.9 CDTi, 16v (88 kW) Eng. Z19DT/ DTJ |    | 04-   |     | •   |  |           | <b>13-0351</b> |                |    |    | 26   | 86   | 138 |    |   |    |    |     |     |  |  |
|                                       |    | 04-   |     | •   |  |           | <b>15-1506</b> |                | 30 | 26 | 54,4 | 91   | 56  |    |   |    |    | 7   | 1   |  |  |
| <b>Combo I (71) '94-'01</b>           |   |  | L/R |  |  | NOTE      | METELLI ref.   | ABS            | A  | B  | C    | D    | E   | F  | H | I  | L  | M   | Fig |  |  |
| 1.2 (33 kW) Eng. C12NZ/ X12SZ         |    | 7/94-   |     | •   |  | +ABS, M/T | <b>13-0007</b> |                |    |    | 23   | 78   | 110 |    |   |    |    |     |     |  |  |
|                                       |    | 7/94-   |     | •   |  | +ABS, M/T | <b>15-1116</b> | 29             | 22 | 28 | 52   | 81   | 58  |    |   |    |    | 11  | 3   |  |  |
|                                       |    | 7/94-   | L   |   |  |           | +ABS           | <b>17-0279</b> | 29 | 22 | 22   | 22   | 81  | 82 |   | 98 | 58 | 563 | s9  |  |  |
|                                       |   | 7/94-   | L   |   |  |           | -ABS, M/T      | <b>17-0095</b> |    | 22 | 28   | 22   | 81  | 84 |   | 98 | 57 | 563 | s9  |  |  |
|                                       |   | 7/94-   | R   |   |  |           | +ABS           | <b>17-0280</b> | 29 | 22 | 22   | 22   | 81  | 82 |   | 98 | 58 | 930 | s9  |  |  |
|                                       |   | 7/94-   | R   |   |  |           | -ABS, M/T      | <b>17-0096</b> |    | 22 | 28   | 22   | 81  | 84 |   | 98 | 57 | 917 | s9  |  |  |
| 1.4 i (44 kW) Eng. C14NZ/ X14SZ       |    | 7/94-   |     | •   |  | +ABS, M/T | <b>13-0007</b> |                |    |    | 23   | 78   | 110 |    |   |    |    |     |     |  |  |
|                                       |    | 7/94-   |     | •   |  | +ABS, M/T | <b>15-1116</b> | 29             | 22 | 28 | 52   | 81   | 58  |    |   |    |    | 11  | 3   |  |  |
|                                       |    | 7/94-   | L   |   |  |           | +ABS           | <b>17-0279</b> | 29 | 22 | 22   | 22   | 81  | 82 |   | 98 | 58 | 563 | s9  |  |  |
|                                       |   | 7/94-   | L   |   |  |           | -ABS, M/T      | <b>17-0095</b> |    | 22 | 28   | 22   | 81  | 84 |   | 98 | 57 | 563 | s9  |  |  |
|                                       |   | 7/94-   | R   |   |  |           | +ABS           | <b>17-0280</b> | 29 | 22 | 22   | 22   | 81  | 82 |   | 98 | 58 | 930 | s9  |  |  |
|                                       |   | 7/94-   | R   |   |  |           | -ABS, M/T      | <b>17-0096</b> |    | 22 | 28   | 22   | 81  | 84 |   | 98 | 57 | 917 | s9  |  |  |
| 1.4 Si (60 kW) Eng. C14SE             |   | 7/94-   |     | •   |  | +ABS, M/T | <b>13-0007</b> |                |    |    | 23   | 78   | 110 |    |   |    |    |     |     |  |  |
|                                       |  | 7/94-   |     | •   |  | +ABS, M/T | <b>15-1116</b> | 29             | 22 | 28 | 52   | 81   | 58  |    |   |    |    | 11  | 3   |  |  |
|                                       |  | 7/94-   | L   |   |  |           | +ABS           | <b>17-0279</b> | 29 | 22 | 22   | 22   | 81  | 82 |   | 98 | 58 | 563 | s9  |  |  |
|                                       |   | 7/94-   | L   |   |  |           | -ABS, M/T      | <b>17-0095</b> |    | 22 | 28   | 22   | 81  | 84 |   | 98 | 57 | 563 | s9  |  |  |
|                                       |   | 7/94-   | R   |   |  |           | +ABS           | <b>17-0280</b> | 29 | 22 | 22   | 22   | 81  | 82 |   | 98 | 58 | 930 | s9  |  |  |
|                                       |   | 7/94-   | R   |   |  |           | -ABS, M/T      | <b>17-0096</b> |    | 22 | 28   | 22   | 81  | 84 |   | 98 | 57 | 917 | s9  |  |  |
| 1.7 D (44 kW) Eng. 17D(4EE1)/ X17D    |  | 7/94-   |     | •   |  | +ABS, M/T | <b>13-0007</b> |                |    |    | 23   | 78   | 110 |    |   |    |    |     |     |  |  |
|                                       |  | 7/94-   |     | •   |  | +ABS, M/T | <b>15-1116</b> | 29             | 22 | 28 | 52   | 81   | 58  |    |   |    |    | 11  | 3   |  |  |
|                                       |  | 7/94-   | L   |   |  |           | +ABS           | <b>17-0279</b> | 29 | 22 | 22   | 22   | 81  | 82 |   | 98 | 58 | 563 | s9  |  |  |
|                                       |   | 7/94-   | L   |   |  |           | -ABS, M/T      | <b>17-0095</b> |    | 22 | 28   | 22   | 81  | 84 |   | 98 | 57 | 563 | s9  |  |  |
|                                       |   | 7/94-   | R   |   |  |           | +ABS           | <b>17-0280</b> | 29 | 22 | 22   | 22   | 81  | 82 |   | 98 | 58 | 930 | s9  |  |  |
|                                       |   | 7/94-   | R   |   |  |           | -ABS, M/T      | <b>17-0096</b> |    | 22 | 28   | 22   | 81  | 84 |   | 98 | 57 | 917 | s9  |  |  |

















| Combo II '01-                          |    |    | L/R |    |    | NOTE                     | METELLI ref. | ABS | A  | B  | C  | D  | E    | F    | H    | I    | L   | M   | Fig |   |  |
|--|---|---|-----|---|---|--------------------------|--------------|-----|----|----|----|----|------|------|------|------|-----|-----|-----|---|--|
| 1.3 CDTi 16v (51 kW) Eng. Z13DT/ Y13DT |    | 04-   |     | ●   |   | +ABS                     | 13-0222      |     |    |    | 25 | 78 | 130  |      |      |      |     |     |     |   |  |
|  |    | 04-   |     | ●   |   | +ABS                     | 15-1451      | 29  | 22 | 23 | 52 | 82 | 58   |      |      |      |     | 15  | 1   |   |  |
| 1.3 CDTi 16v (55 kW) Eng. Z13DTJ       |    | 06-   |     | ●   |   | +ABS                     | 13-0010      |     |    |    | 22 | 72 | 127  |      |      |      |     |     |     |   |  |
|  |    | 06-   |     | ●   |   | +ABS                     | 15-1437      | 29  | 22 | 28 | 52 | 81 | 58   |      |      |      |     | 11  | 3   |   |  |
| 1.4 16v (66 kW) Eng. Z14XEP            |    | 04-   |     | ●   |   | +ABS                     | 13-0010      |     |    |    | 22 | 72 | 127  |      |      |      |     |     |     |   |  |
|  |    | 04-   |     | ●   |   | +ABS                     | 15-1437      | 29  | 22 | 28 | 52 | 81 | 58   |      |      |      |     | 11  | 3   |   |  |
| 1.6 (64 kW) Eng. Z16SE                 |    | 01-   |     | ●   |   | +ABS                     | 13-0010      |     |    |    | 22 | 72 | 127  |      |      |      |     |     |     |   |  |
|  |    | 01-   |     | ●   |   | +ABS                     | 15-1437      | 29  | 22 | 28 | 52 | 81 | 58   |      |      |      |     | 11  | 3   |   |  |
| 1.7 Di 16v (48 kW) Eng. Y17DTL         |    | 06-   |     | ●   |   | +ABS                     | 13-0010      |     |    |    | 22 | 72 | 127  |      |      |      |     |     |     |   |  |
|  |   | 8/01-   |     | ●   |   | +ABS                     | 13-0222      |     |    |    | 25 | 78 | 130  |      |      |      |     |     |     |   |  |
|  |    | 06-   |     | ●   |   | +ABS                     | 15-1437      | 29  | 22 | 28 | 52 | 81 | 58   |      |      |      |     | 11  | 3   |   |  |
|  |   | 8/01-   |     | ●   |   | +ABS                     | 15-1451      | 29  | 22 | 23 | 52 | 82 | 58   |      |      |      |     |     | 15  | 1 |  |
|  |    | 01-   | L   |   |   | +ABS, M/T, G.Box:F06/F25 | 17-0769      | 29  | 22 |    |    | 81 |      |      |      |      |     | 580 | s5  |   |  |
|  |   | 01-   | L   |   |   | -ABS, G.Box:F06/F25      | 17-0483      |     | 22 |    |    | 81 |      |      |      |      |     | 580 |     |   |  |
|  |    | 01-   | R   |   |   | +ABS, M/T, G.Box:F06/F25 | 17-0770      | 29  | 22 |    |    | 81 |      |      |      |      |     | 932 | s5  |   |  |
|  | 01-   | R   |     |   | -ABS, G.Box:F06/F25   | 17-0484                  |              | 22  |    |    | 81 |    |      |      |      |      | 932 |     |     |   |  |
| 1.7 DTI 16v (55 kW) Eng. Y17DT         |    | 06-   |     | ●   |   | +ABS                     | 13-0010      |     |    |    | 22 | 72 | 127  |      |      |      |     |     |     |   |  |
|  |   | 8/01-   |     | ●   |   | +ABS                     | 13-0222      |     |    |    | 25 | 78 | 130  |      |      |      |     |     |     |   |  |
|  |    | 06-   |     | ●   |   | +ABS                     | 15-1437      | 29  | 22 | 28 | 52 | 81 | 58   |      |      |      |     | 11  | 3   |   |  |
|  |   | 8/01-   |     | ●   |   | +ABS                     | 15-1451      | 29  | 22 | 23 | 52 | 82 | 58   |      |      |      |     |     | 15  | 1 |  |
|  |    | 01-   | L   |   |   | -ABS, G.Box:F06/F25      | 17-0848      |     | 22 | 22 |    | 82 | 74,6 | 37,5 | 96,5 | 57,4 | 580 | s3  |     |   |  |
|  |   | 01-   | R   |   |   | -ABS, G.Box:F06/F25      | 17-0849      |     | 22 | 22 |    | 82 | 74,6 | 37,5 | 96,5 | 57,4 | 932 | s3  |     |   |  |
| <b>Corsa A Van / Nova Van '86-'94</b>  |  |  | L/R |  |  | NOTE                     | METELLI ref. | ABS | A  | B  | C  | D  | E    | F    | H    | I    | L   | M   | Fig |   |  |
| 1.0 (33 kW) Eng. 10S                   |  | 86-   |     | ●   |   | M/T                      | 13-0028      |     |    |    | 23 | 78 | 110  |      |      |      |     |     |     |   |  |
|  |  | 86-   |     | ●   |   | M/T                      | 15-1029      |     | 22 | 28 | 52 | 81 | 58   |      |      |      |     | 11  | 3   |   |  |
| 1.2 (33 kW) Eng. 12NC/ E12GV           |  | 86-   |     | ●   |   | M/T                      | 13-0028      |     |    |    | 23 | 78 | 110  |      |      |      |     |     |     |   |  |
|  |  | 86-   |     | ●   |   | M/T                      | 15-1029      |     | 22 | 28 | 52 | 81 | 58   |      |      |      |     | 11  | 3   |   |  |
| 1.2 (40 kW) Eng. 12ST                  |  | 86-   |     | ●   |   | M/T                      | 13-0028      |     |    |    | 23 | 78 | 110  |      |      |      |     |     |     |   |  |
|  |  | 86-   |     | ●   |   | M/T                      | 15-1029      |     | 22 | 28 | 52 | 81 | 58   |      |      |      |     | 11  | 3   |   |  |
| 1.3 (44 kW) Eng. 13NB                  |  | 86-   |     | ●   |   | M/T                      | 13-0028      |     |    |    | 23 | 78 | 110  |      |      |      |     |     |     |   |  |
|  |  | 86-   |     | ●   |   | M/T                      | 15-1029      |     | 22 | 28 | 52 | 81 | 58   |      |      |      |     | 11  | 3   |   |  |

































## OPEL LCV














| Corsa A Van / Nova Van '86-'94                |   |    | L/R |    |    | NOTE      | METELLI ref. | ABS     | A  | B  | C  | D    | E   | F    | H    | I  | L    | M   | Fig |   |  |
|---|---|---|-----|---|--|-----------|--------------|---------|----|----|----|------|-----|------|------|----|------|-----|-----|---|--|
| 1.3 (51 kW) Eng. 13SB                         |    | 86-   |     | •   |  | M/T       | 13-0028      |         |    |    | 23 | 78   | 110 |      |      |    |      |     |     |   |  |
|   |    | 86-   |     | •   |  | M/T       | 15-1029      |         | 22 | 28 | 52 | 81   | 58  |      |      |    |      |     | 11  | 3 |  |
| 1.5 D (37 kW) Eng. 15D(4EC1)                  |    | 87-89   |     | •   |  | M/T       | 13-0028      |         |    |    | 23 | 78   | 110 |      |      |    |      |     |     |   |  |
|   |    | 87-89   |     | •   |  | M/T       | 15-1029      |         | 22 | 28 | 52 | 81   | 58  |      |      |    |      |     | 11  | 3 |  |
| Corsa B Van (73) / Corsa Van '99-'00          |   |    | L/R |    |    | NOTE      | METELLI ref. | ABS     | A  | B  | C  | D    | E   | F    | H    | I  | L    | M   | Fig |   |  |
| 1.4 i (44 kW) Eng. X14SZ                      |    | 99-00   |     | •   |  | +ABS, M/T | 13-0007      |         |    |    | 23 | 78   | 110 |      |      |    |      |     |     |   |  |
|   |    | 99-00   |     | •   |  | +ABS, M/T | 15-1116      | 29      | 22 | 28 | 52 | 81   | 58  |      |      |    |      |     | 11  | 3 |  |
|   |    | 99-00   | L   |   |  |           | M/T          | 17-0095 |    | 22 | 28 | 22   | 81  | 84   |      | 98 | 57   | 563 | s9  |   |  |
|   |   | 99-00   | L   |   |  |           | +ABS         | 17-0279 | 29 | 22 | 22 | 22   | 81  | 82   |      | 98 | 58   | 563 | s9  |   |  |
|   |   | 99-00   | R   |   |  |           | M/T          | 17-0096 |    | 22 | 28 | 22   | 81  | 84   |      | 98 | 57   | 917 | s9  |   |  |
|   |   | 99-00   | R   |   |  |           | +ABS         | 17-0280 | 29 | 22 | 22 | 22   | 81  | 82   |      | 98 | 58   | 930 | s9  |   |  |
| 1.5 D (37 kW) Eng. 15D                        |    | 94-95   |     | •   |  | +ABS, M/T | 13-0007      |         |    |    | 23 | 78   | 110 |      |      |    |      |     |     |   |  |
|   |    | 94-95   |     | •   |  | +ABS, M/T | 15-1116      | 29      | 22 | 28 | 52 | 81   | 58  |      |      |    |      |     | 11  | 3 |  |
|   |    | 94-95   | L   |   |  |           | +ABS         | 17-0279 | 29 | 22 | 22 | 22   | 81  | 82   |      | 98 | 58   | 563 | s9  |   |  |
|   |   | 94-95   | L   |   |  |           | -ABS, M/T    | 17-0095 |    | 22 | 28 | 22   | 81  | 84   |      | 98 | 57   | 563 | s9  |   |  |
|   |   | 94-95   | R   |   |  |           | +ABS         | 17-0280 | 29 | 22 | 22 | 22   | 81  | 82   |      | 98 | 58   | 930 | s9  |   |  |
|   |   | 94-95   | R   |   |  |           | -ABS, M/T    | 17-0096 |    | 22 | 28 | 22   | 81  | 84   |      | 98 | 57   | 917 | s9  |   |  |
| 1.7 D (44 kW) Eng. 17D(4EE1)/ X17D            |    | 99-00   |     | •   |  | +ABS, M/T | 13-0007      |         |    |    | 23 | 78   | 110 |      |      |    |      |     |     |   |  |
|   |    | 99-00   |     | •   |  | +ABS, M/T | 15-1116      | 29      | 22 | 28 | 52 | 81   | 58  |      |      |    |      |     | 11  | 3 |  |
|   |  | 99-00   | L   |   |  |           |              | 17-0095 |    | 22 | 28 | 22   | 81  | 84   |      | 98 | 57   | 563 | s9  |   |  |
|   |   | 99-00   | L   |   |  |           | +ABS         | 17-0279 | 29 | 22 | 22 | 22   | 81  | 82   |      | 98 | 58   | 563 | s9  |   |  |
|   |   | 99-00   | R   |   |  |           |              | 17-0096 |    | 22 | 28 | 22   | 81  | 84   |      | 98 | 57   | 917 | s9  |   |  |
|   |   | 99-00   | R   |   |  |           | +ABS         | 17-0280 | 29 | 22 | 22 | 22   | 81  | 82   |      | 98 | 58   | 930 | s9  |   |  |
| Corsa C Van (F08, W5L) / Corsa II Van '00-'06 |   |  | L/R |  |  | NOTE      | METELLI ref. | ABS     | A  | B  | C  | D    | E   | F    | H    | I  | L    | M   | Fig |   |  |
| 1.2 16v (55 kW) Eng. Z12XE                    |  | 9/00-   |     | •   |  | +ABS      | 13-0275      |         |    |    | 22 | 72   | 127 |      |      |    |      |     |     |   |  |
|   |  | 9/00-   |     | •   |  | +ABS      | 15-1400      | 29      | 22 | 28 | 52 | 75,6 | 58  |      |      |    |      |     | 10  | 3 |  |
|   |  | 9/00-   | L   |   |  |           | +ABS         | 17-0765 | 29 | 22 |    |      | 74  | 74,6 | 37,5 | 97 | 57,5 | 582 |     |   |  |
|   |   | 9/00-   | L   |   |  |           | -ABS         | 17-0479 |    | 22 |    |      | 74  | 74,6 | 37,5 | 97 | 57,5 | 582 |     |   |  |
|   |   | 9/00-   | R   |   |  |           | +ABS         | 17-0766 | 29 | 22 |    |      | 74  | 74,6 | 37,5 | 97 | 57,5 | 932 |     |   |  |
|   |   | 9/00-   | R   |   |  |           | -ABS         | 17-0480 |    | 22 |    |      | 74  | 74,6 | 37,5 | 97 | 57,5 | 932 |     |   |  |

| Corsa C Van (F08, W5L) / Corsa II Van '00-'06 |   |    | L/R |    |    | NOTE    | METELLI ref.                      | ABS     | A  | B  | C  | D    | E    | F | H | I   | L | M   | Fig |  |  |
|---|---|---|-----|---|---|---------|-----------------------------------|---------|----|----|----|------|------|---|---|-----|---|-----|-----|--|--|
| 1.3 CDTi 16v (51 kW) Eng. Z13DT               |    | 05-   |     | •   |   | +ABS    | 13-0010                           |         |    |    | 22 | 72   | 127  |   |   |     |   |     |     |  |  |
|   |    | 05-   |     | •   |   | +ABS    | 15-1437                           | 29      | 22 | 28 | 52 | 81   | 58   |   |   |     |   | 11  | 3   |  |  |
| 1.4 (66 kW) Eng. Z14XE                        |    | 03-   |     | •   |   | +ABS    | 13-0275                           |         |    |    | 22 | 72   | 127  |   |   |     |   |     |     |  |  |
|   |    | 03-   |     | •   |   | +ABS    | 15-1400                           | 29      | 22 | 28 | 52 | 75,6 | 58   |   |   |     |   | 10  | 3   |  |  |
| 1.7 CDTi (74 kW) Eng. Z17DTH                  |    | 6/03-   |     | •   |   | +ABS    | 13-0312                           |         |    |    | 25 | 78   | 130  |   |   |     |   |     |     |  |  |
|   |    | 6/03-   |     | •   |   | +ABS    | 15-1452                           | 29      | 33 | 24 | 52 | 84,5 | 58,8 |   |   |     |   | 6   | 1   |  |  |
| 1.7 Di 16v (48 kW) Eng. Y17DTL                |    | 9/00-   |     | •   |   | +ABS    | 13-0010                           |         |    |    | 22 | 72   | 127  |   |   |     |   |     |     |  |  |
|   |    | 9/00-   |     | •   |   | +ABS    | 15-1437                           | 29      | 22 | 28 | 52 | 81   | 58   |   |   |     |   | 11  | 3   |  |  |
|   |    | 9/00-   | L   |   |   |         | +ABS, Ch -13999999                | 17-0767 | 29 | 22 |    |      | 81   |   |   |     |   | 580 |     |  |  |
|   |   | 9/00-   | L   |   |   |         | +ABS, Ch 23000001-                | 17-0769 | 29 | 22 |    |      | 81   |   |   |     |   | 580 | s5  |  |  |
|   |   | 9/00-   | L   |   |   |         | -ABS, Ch -13999999, G.Box:F08/F68 | 17-0481 |    | 22 |    |      | 81   |   |   |     |   | 580 |     |  |  |
|   |   | 9/00-   | L   |   |   |         | -ABS, Ch 23000001-, G.Box:F08/F68 | 17-0483 |    | 22 |    |      | 81   |   |   |     |   | 580 |     |  |  |
|   |   | 9/00-   | R   |   |   |         | +ABS, Ch -13999999                | 17-0768 | 29 | 22 |    |      | 81   |   |   |     |   | 932 |     |  |  |
|   |   | 9/00-   | R   |   |   |         | +ABS, Ch 23000001-                | 17-0770 | 29 | 22 |    |      | 81   |   |   |     |   | 932 | s5  |  |  |
|   |   | 9/00-   | R   |   |   |         | -ABS, Ch -13999999, G.Box:F08/F68 | 17-0482 |    | 22 |    |      | 81   |   |   |     |   | 932 |     |  |  |
| 9/00-   | R   |   |     |   | -ABS, Ch 23000001-, G.Box:F08/F68   | 17-0484 |                                   | 22      |    |    | 81 |      |      |   |   | 932 |   |     |     |  |  |
| 1.7 DTI 16v (55 kW) Eng. Y17DT                |    | 9/00-   |     | •   |   | +ABS    | 13-0010                           |         |    |    | 22 | 72   | 127  |   |   |     |   |     |     |  |  |
|   |    | 9/00-   |     | •   |   | +ABS    | 15-1437                           | 29      | 22 | 28 | 52 | 81   | 58   |   |   |     |   | 11  | 3   |  |  |
|   |  | 9/00-   | L   |   |   |         | +ABS, Ch -13999999                | 17-0767 | 29 | 22 |    |      | 81   |   |   |     |   | 580 |     |  |  |
|   |   | 9/00-   | L   |   |   |         | +ABS, Ch 23000001-                | 17-0769 | 29 | 22 |    |      | 81   |   |   |     |   | 580 | s5  |  |  |
|   |   | 9/00-   | L   |   |   |         | -ABS, Ch -13999999, G.Box:F08/F68 | 17-0481 |    | 22 |    |      | 81   |   |   |     |   | 580 |     |  |  |
|   |   | 9/00-   | L   |   |   |         | -ABS, Ch 23000001-, G.Box:F08/F68 | 17-0483 |    | 22 |    |      | 81   |   |   |     |   | 580 |     |  |  |
|   |   | 9/00-   | R   |   |   |         | +ABS, Ch -13999999                | 17-0768 | 29 | 22 |    |      | 81   |   |   |     |   | 932 |     |  |  |
|   |   | 9/00-   | R   |   |   |         | +ABS, Ch 23000001-                | 17-0770 | 29 | 22 |    |      | 81   |   |   |     |   | 932 | s5  |  |  |
|   |   | 9/00-   | R   |   |   |         | -ABS, Ch -13999999, G.Box:F08/F68 | 17-0482 |    | 22 |    |      | 81   |   |   |     |   | 932 |     |  |  |
| 9/00-   | R   |   |     |   | -ABS, Ch 23000001-, G.Box:F08/F68   | 17-0484 |                                   | 22      |    |    | 81 |      |      |   |   | 932 |   |     |     |  |  |
| <b>Corsa D Van '06-</b>                       |   |  | L/R |  |  | NOTE    | METELLI ref.                      | ABS     | A  | B  | C  | D    | E    | F | H | I   | L | M   | Fig |  |  |
| 1.3 CDTi 16v (55 kW) Eng. Z13DTJ              |  | 06-   |     | •   |   |         | 13-0392                           |         |    |    | 25 | 78   | 130  |   |   |     |   |     |     |  |  |
|   |  | 06-   |     | •   |   |         | 15-1592                           |         | 25 | 23 | 51 | 82,1 | 48,2 |   |   |     |   | 4   | 1   |  |  |


















| Movano I '98-'10                    |   |  | L/R |  |  | NOTE                                    | METELLI ref.                            | ABS     | A  | B  | C    | D     | E     | F    | H  | I   | L    | M    | Fig |   |
|-------------------------------------|---|---|-----|---|---|---|---|---------|----|----|------|-------|-------|------|----|-----|------|------|-----|---|
| 1.9 DTi (59-60 kW) Eng. F9Q770/ 774 |    | 00-   |     | ●   |   | +ABS, Ch B000462-, G.Box:PF1            | 13-0313                                 |         |    |    | 26   | 86    | 138   |      |    |     |      |      |     |   |
|                                     |   | 00-10   |     | ●   |   | +ABS, Ch -B000461                       | 13-0485                                 |         |    |    | 26   | 86    | 138   |      |    |     |      |      |     |   |
|                                     |    | 00-   |     | ●   |   | +ABS, Ch B000462-, G.Box:PF1            | 15-1453                                 | 51      | 28 | 36 | 64,5 | 96,5  | 58    |      |    |     |      |      | 11  | 2 |
|                                     |   | 00-10   |     | ●   |   | +ABS, Ch -B000461                       | 15-1713                                 | 51      | 28 | 36 | 64,5 | 96,5  | 58    |      |    |     |      |      | 11  | 2 |
|                                     |    | 00-   | L   |   |   |   | +ABS, M/T, G.Box:PF1                    | 17-0869 | 51 | 28 |      |       | 101,5 |      | 37 | 96  |      | 644  | s7  |   |
|                                     |   | 00-   | L   |   |   |   | -ABS, M/T, G.Box:PF1                    | 17-0867 |    | 28 |      |       | 101,5 |      | 37 | 96  |      | 644  | s7  |   |
|                                     |   | 00-   | R   |   |   |   | +ABS, M/T, G.Box:PF1                    | 17-0870 | 51 | 28 | 39   |       | 101,5 | 81,1 |    | 96  | 390  | 1154 | s4  |   |
|                                     |   | 00-   | R   |   |   |   | -ABS, M/T, G.Box:PF1                    | 17-0868 |    | 28 | 39   |       | 101,5 | 81,1 |    | 96  | 390  | 1154 | s4  |   |
| 2.2 DTi (66 kW) Eng. G9T720         |    | 00-   |     | ●   |   | +ABS, Ch B000462-                       | 13-0313                                 |         |    |    | 26   | 86    | 138   |      |    |     |      |      |     |   |
|                                     |   | 00-10   |     | ●   |   | +ABS, Ch -B000461                       | 13-0485                                 |         |    |    | 26   | 86    | 138   |      |    |     |      |      |     |   |
|                                     |    | 00-   |     | ●   |   |   | +ABS, Ch B000462-                       | 15-1453 | 51 | 28 | 36   | 64,5  | 96,5  | 58   |    |     |      |      | 11  | 2 |
|                                     |   | 00-10   |     | ●   |   |   | +ABS, Ch -B000461                       | 15-1713 | 51 | 28 | 36   | 64,5  | 96,5  | 58   |    |     |      |      | 11  | 2 |
|                                     |    | 00-   | L   |   |   |   | M/T                                     | 17-0409 |    | 28 |      |       | 101,5 |      |    | 96  |      | 670  | s7  |   |
|                                     |   | 00-   | L   |   |   |   | +ABS, M/T                               | 17-0411 | 51 | 28 |      |       | 101,5 |      |    | 96  |      | 670  | s7  |   |
|                                     |   | 00-   | R   |   |   |   | +ABS, M/T                               | 17-1028 | 51 | 28 |      | 39    | 101,5 | -    | -  | 96  | 421  | 1126 |     |   |
|                                     |   | 00-   | R   |   |   |   | -ABS, M/T                               | 17-1027 |    | 28 |      | 39    | 101,5 | -    | -  | 96  | 421  | 1126 |     |   |
| 2.5 CDTi (107 kW) Eng. G9U632       |    | 06-10   |     | ●   |   | +ABS, Ch -B000461, Self-locking nut     | 13-0484                                 |         |    |    | 26   | 86    | 138   |      |    |     |      |      |     |   |
|                                     |   | 06-10   |     | ●   |   | +ABS, Ch B000462-, Not Self-locking nut | 13-0486                                 |         |    |    | 26   | 86    | 138   |      |    |     |      |      |     |   |
|                                     |    | 06-10   |     | ●   |   |   | +ABS, Ch -B000461, Self-locking nut     | 15-1712 | 51 | 28 | 36   | 64,5  | 101,9 | 57,1 |    |     |      |      | 11  | 2 |
|                                     |   | 06-10   |     | ●   |   |   | +ABS, Ch B000462-, Not Self-locking nut | 15-1714 | 51 | 28 | 36   | 64,5  | 101,9 | 57,1 |    |     |      |      | 11  | 2 |
| 2.5 CDTi (74 kW) Eng. G9U650        |    | 06-10   |     | ●   |   | +ABS, Ch -B000461, Self-locking nut     | 13-0484                                 |         |    |    | 26   | 86    | 138   |      |    |     |      |      |     |   |
|                                     |   | 06-10   |     | ●   |   | +ABS, Ch B000462-, Not Self-locking nut | 13-0486                                 |         |    |    | 26   | 86    | 138   |      |    |     |      |      |     |   |
|                                     |  | 06-10   |     | ●   |   |   | +ABS, Ch -B000461, Self-locking nut     | 15-1712 | 51 | 28 | 36   | 64,5  | 101,9 | 57,1 |    |     |      |      | 11  | 2 |
|                                     |   | 06-10   |     | ●   |   |   | +ABS, Ch B000462-, Not Self-locking nut | 15-1714 | 51 | 28 | 36   | 64,5  | 101,9 | 57,1 |    |     |      |      | 11  | 2 |
| 2.5 CDTi (88 kW) Eng. G9U632        |  | 06-   |     | ●   |   | +ABS, Ch B000462-, G.Box:PF6            | 13-0313                                 |         |    |    | 26   | 86    | 138   |      |    |     |      |      |     |   |
|                                     |   | 06-10   |     | ●   |   | +ABS, Ch -B000461, Self-locking nut     | 13-0484                                 |         |    |    | 26   | 86    | 138   |      |    |     |      |      |     |   |
|                                     |   | 06-10   |     | ●   |   |   | +ABS, Ch B000462-, Not Self-locking nut | 13-0486 |    |    |      | 26    | 86    | 138  |    |     |      |      |     |   |
|                                     |  | 06-   |     | ●   |   |   | +ABS, Ch B000462-, G.Box:PF6            | 15-1453 | 51 | 28 | 36   | 64,5  | 96,5  | 58   |    |     |      |      | 11  | 2 |
|                                     |   | 06-10   |     | ●   |   |   | +ABS, Ch -B000461, Self-locking nut     | 15-1712 | 51 | 28 | 36   | 64,5  | 101,9 | 57,1 |    |     |      |      | 11  | 2 |
|                                     |   | 06-10   |     | ●   |   |   | +ABS, Ch B000462-, Not Self-locking nut | 15-1714 | 51 | 28 | 36   | 64,5  | 101,9 | 57,1 |    |     |      |      | 11  | 2 |
|                                     |  | 06-   | L   |   |   |   | +ABS, M/T, G.Box:PF6                    | 17-1037 | 51 | 28 |      | 39    | 101,5 | -    | -  | 96  | 74   | 701  |     |   |
| 8/06-                               |   | R   |     |   |   | +ABS, M/T, G.Box:PF6                    | 17-1067                                 | 51      | 28 |    | 39   | 101,5 | -     | -    | 96 | 428 | 1116 |      |     |   |











| Movano I '98-'10  |   | L/R   |  |  | NOTE                 | METELLI ref.      | ABS     | A  | B  | C    | D     | E    | F   | H  | I     | L    | M   | Fig |   |  |
|---|--|---|---|---|----------------------|-------------------|---------|----|----|------|-------|------|-----|----|-------|------|-----|-----|---|--|
| 2.5 D (59 kW) Eng. S8U770   |   | 00-   | ●   |   | +ABS, Ch B000462-    | 13-0313           |         |    |    | 26   | 86    | 138  |     |    |       |      |     |     |   |  |
|   |  | 00-10   | ●   |   | +ABS, Ch -B000461    | 13-0485           |         |    |    | 26   | 86    | 138  |     |    |       |      |     |     |   |  |
|   |  | 99-00   | ●   |   | +ABS                 | 13-0255           |         |    |    | 26   | 86    | 138  |     |    |       |      |     |     |   |  |
|   |   | 00-   | ●   |   | +ABS, Ch B000462-    | 15-1453           | 51      | 28 | 36 | 64,5 | 96,5  | 58   |     |    |       |      |     | 11  | 2 |  |
|   |  | 00-10   | ●   |   | +ABS, Ch -B000461    | 15-1713           | 51      | 28 | 36 | 64,5 | 96,5  | 58   |     |    |       |      |     | 11  | 2 |  |
|   |  | 99-00   | ●   |   | +ABS                 | 15-1371           | 51      | 28 | 27 | 67   | 98    | 57,6 |     |    |       |      |     | 4   | 2 |  |
|   |   | 99-   | L   |   | +ABS                 | 17-0407           | 51      | 28 |    |      | 98    |      |     | 37 | 93    |      | 670 | s7  |   |  |
|   |  | 99-   | L   |   | -ABS                 | 17-0405           |         | 28 |    |      | 98    |      |     | 37 | 93    |      | 670 | s7  |   |  |
|   |  | 99-   | R   |   | +ABS                 | 17-0408           | 51      | 28 |    | 39   | 98    | 81,5 | 34  | 93 | 435   | 1120 | s4  |     |   |  |
|   |  | 99-   | R   |   | -ABS                 | 17-0406           |         | 28 |    | 39   | 98    | 81,1 | 34  | 93 | 436   | 1120 | s4  |     |   |  |
|   | 2.5 DTi (73 kW) Eng. G9U754  |  | 01-10   | ●   |                      | +ABS, Ch B000462- | 13-0313 |    |    |      | 26    | 86   | 138 |    |       |      |     |     |   |  |
|   |  |   | 07-10   | ●   |                      | +ABS, Ch -B000461 | 13-0485 |    |    |      | 26    | 86   | 138 |    |       |      |     |     |   |  |
|  |  | 01-10   | ●   |   | +ABS, Ch B000462-    | 15-1453           | 51      | 28 | 36 | 64,5 | 96,5  | 58   |     |    |       |      |     | 11  | 2 |  |
|   |  | 07-10   | ●   |   | +ABS, Ch -B000461    | 15-1713           | 51      | 28 | 36 | 64,5 | 96,5  | 58   |     |    |       |      |     | 11  | 2 |  |
|  |  | 07-10   | L   |   | +ABS, M/T, G.Box:PK5 | 17-0861           | 51      | 28 |    |      | 101,5 |      |     | 37 | 96    |      | 664 | s10 |   |  |
|   |  | 07-10   | R   |   | +ABS, M/T, G.Box:PK5 | 17-0862           | 51      | 28 | 39 |      | 101,5 | 84   | 34  | 96 | 431,8 | 1142 | s4  |     |   |  |
| 2.5 DTi (84 kW) Eng. G9U720/ 724/ 750/ 754  |   | 01-10   | ●   |   | +ABS, Ch B000462-    | 13-0313           |         |    |    | 26   | 86    | 138  |     |    |       |      |     |     |   |  |
|   |  | 01-10   | ●   |   | +ABS, Ch -B000461    | 13-0485           |         |    |    | 26   | 86    | 138  |     |    |       |      |     |     |   |  |
|   |   | 01-10   | ●   |   | +ABS, Ch B000462-    | 15-1453           | 51      | 28 | 36 | 64,5 | 96,5  | 58   |     |    |       |      |     | 11  | 2 |  |
|   |  | 01-10   | ●   |   | +ABS, Ch -B000461    | 15-1713           | 51      | 28 | 36 | 64,5 | 96,5  | 58   |     |    |       |      |     | 11  | 2 |  |
|   |  | 01-10   | L   |   | +ABS, M/T, G.Box:PK5 | 17-0861           | 51      | 28 |    |      | 101,5 |      |     | 37 | 96    |      | 664 | s10 |   |  |
|   |  | 01-10   | R   |   | +ABS, M/T, G.Box:PK5 | 17-0862           | 51      | 28 | 39 |      | 101,5 | 84   | 34  | 96 | 431,8 | 1142 | s4  |     |   |  |


















| <b>Movano I '98-'10</b>            |   |  | L/R |  |  | NOTE                         | METELLI ref.         | ABS     | A  | B  | C    | D    | E     | F    | H  | I  | L   | M    | Fig |   |
|------------------------------------|---|---|-----|---|--|------------------------------|----------------------|---------|----|----|------|------|-------|------|----|----|-----|------|-----|---|
| 2.8 DTI (84 kW) Eng. S9W702        |    | 00-   |     | ●   |  | +ABS, Ch B000462-            | 13-0313              |         |    |    | 26   | 86   | 138   |      |    |    |     |      |     |   |
|                                    |   | 00-10   |     | ●   |  | +ABS, Ch -B000461            | 13-0485              |         |    |    | 26   | 86   | 138   |      |    |    |     |      |     |   |
|                                    |   | 98-00   |     | ●   |  | +ABS                         | 13-0255              |         |    |    | 26   | 86   | 138   |      |    |    |     |      |     |   |
|                                    |    | 00-   |     | ●   |  |                              | +ABS, Ch B000462-    | 15-1453 | 51 | 28 | 36   | 64,5 | 96,5  | 58   |    |    |     |      | 11  | 2 |
|                                    |   | 00-10   |     | ●   |  |                              | +ABS, Ch -B000461    | 15-1713 | 51 | 28 | 36   | 64,5 | 96,5  | 58   |    |    |     |      | 11  | 2 |
|                                    |   | 98-00   |     | ●   |  |                              | +ABS                 | 15-1371 | 51 | 28 | 27   | 67   | 98    | 57,6 |    |    |     |      | 4   | 2 |
|                                    |    | 00-   | L   |   |  |                              | +ABS                 | 17-0411 | 51 | 28 |      |      | 101,5 |      |    | 96 |     | 670  | s7  |   |
|                                    |   | 00-   | L   |   |  |                              | -ABS                 | 17-0409 |    | 28 |      |      | 101,5 |      |    | 96 |     | 670  | s7  |   |
|                                    |   | 00-   | R   |   |  |                              | +ABS                 | 17-0412 | 51 | 28 |      |      | 101,5 |      |    | 96 |     | 1127 | s4  |   |
|                                    |   | 00-   | R   |   |  |                              | -ABS                 | 17-0410 |    | 28 |      |      | 101,5 |      |    | 96 |     | 1127 | s4  |   |
|                                    |   | 6/98-00   | L   |   |  |                              | +ABS                 | 17-0407 | 51 | 28 |      |      | 98    |      | 37 | 93 |     | 670  | s7  |   |
|                                    |   | 6/98-00   | L   |   |  |                              | -ABS                 | 17-0405 |    | 28 |      |      | 98    |      | 37 | 93 |     | 670  | s7  |   |
|                                    |   | 6/98-00   | R   |   |  |                              | +ABS                 | 17-0408 | 51 | 28 |      | 39   | 98    | 81,5 | 34 | 93 | 435 | 1120 | s4  |   |
|                                    |   | 6/98-00   | R   |   |  |                              | -ABS                 | 17-0406 |    | 28 |      | 39   | 98    | 81,1 | 34 | 93 | 436 | 1120 | s4  |   |
| 3.0 CDTi (100 kW) Eng. ZD3A2       |    | 07-   |     | ●   |  | +ABS, Ch B000462-, G.Box:PF6 | 13-0313              |         |    |    | 26   | 86   | 138   |      |    |    |     |      |     |   |
|                                    |   | 07-   |     | ●   |  | +ABS, Ch B000462-, G.Box:PF6 | 15-1453              | 51      | 28 | 36 | 64,5 | 96,5 | 58    |      |    |    |     | 11   | 2   |   |
|                                    |    | 10/03-  | L   |   |  |                              | +ABS, M/T, G.Box:PF6 | 17-1029 | 51 | 28 |      | 39   | 101,5 | 88   | 38 | 96 | 74  | 685  |     |   |
|                                    |   | 10/03-  | R   |   |  |                              | +ABS, M/T, G.Box:PF6 | 17-1030 | 51 | 28 |      | 39   | 101,5 | 88   | 38 | 96 | 549 | 1126 |     |   |
| <b>Vivaro '01-</b>                 |   |  | L/R |  |  | NOTE                         | METELLI ref.         | ABS     | A  | B  | C    | D    | E     | F    | H  | I  | L   | M    | Fig |   |
| 1.9 Di (59-60 kW) Eng. F9Q774/ 762 |    | 01-   |     | ●   |  |                              | 13-0377              |         |    |    | 26   | 86   | 138   |      |    |    |     |      |     |   |
|                                    |   | 01-   |     | ●   |  |                              | 15-1549              |         | 27 | 26 | 56,5 | 91,6 | 59,6  |      |    |    |     | 3    | 1   |   |
|                                    |  | 8/01-   | L   |   |  |                              | -ABS                 | 17-0196 |    | 27 |      |      | 91    |      |    | 94 |     | 675  | s7  |   |
|                                    |   | 8/01-   | R   |   |  |                              | -ABS                 | 17-0378 |    | 27 |      | 39   | 91    |      |    | 94 |     | 1016 | s6  |   |
| 1.9 DTI (74 kW) Eng. F9Q760        |  | 01-   |     | ●   |  |                              | 13-0377              |         |    |    | 26   | 86   | 138   |      |    |    |     |      |     |   |
|                                    |   | 01-   |     | ●   |  |                              | 15-1549              |         | 27 | 26 | 56,5 | 91,6 | 59,6  |      |    |    |     | 3    | 1   |   |
|                                    |  | 8/01-   | L   |   |  |                              | -ABS                 | 17-0196 |    | 27 |      |      | 91    |      |    | 94 |     | 675  | s7  |   |
|                                    |   | 8/01-   | R   |   |  |                              | -ABS                 | 17-0378 |    | 27 |      | 39   | 91    |      |    | 94 |     | 1016 | s6  |   |
| 2.0 16v (88 kW) Eng. F4R720        |  | 01-   |     | ●   |  |                              | 13-0377              |         |    |    | 26   | 86   | 138   |      |    |    |     |      |     |   |
|                                    |   | 01-   |     | ●   |  |                              | 15-1549              |         | 27 | 26 | 56,5 | 91,6 | 59,6  |      |    |    |     | 3    | 1   |   |
|                                    |  | 8/01-   | L   |   |  |                              | -ABS                 | 17-0196 |    | 27 |      |      | 91    |      |    | 94 |     | 675  | s7  |   |
|                                    |   | 8/01-   | R   |   |  |                              | -ABS                 | 17-0378 |    | 27 |      | 39   | 91    |      |    | 94 |     | 1016 | s6  |   |
| 2.0 16v ECO (86 kW) Eng. F4R820    |  | 06-   |     | ●   |  |                              | 13-0377              |         |    |    | 26   | 86   | 138   |      |    |    |     |      |     |   |
|                                    |   | 06-   |     | ●   |  |                              | 15-1549              |         | 27 | 26 | 56,5 | 91,6 | 59,6  |      |    |    |     | 3    | 1   |   |

| Vivaro '01-                      |  | L/R |  |  | NOTE         | METELLI ref. | ABS | A  | B  | C    | D     | E    | F  | H  | I   | L    | M  | Fig |
|----------------------------------|---|-----|---|---|--------------|--------------|-----|----|----|------|-------|------|----|----|-----|------|----|-----|
| 2.0 CDTi 120 (84 kW) Eng. M9R780 |  | 03- |   | •   |              | 13-0519      |     |    |    | 29,5 | 100,6 | 130  |    |    |     |      |    |     |
|                                  |  | 03- |   | •   |              | 15-1733      |     | 27 | 36 | 56,5 | 101,3 | 60,1 |    |    |     |      | 5  | 2   |
| 2.0 CDTi 90 (66 kW) Eng. M9R.E7  |  | 03- |   | •   |              | 13-0519      |     |    |    | 29,5 | 100,6 | 130  |    |    |     |      |    |     |
|                                  |  | 03- |   | •   |              | 15-1733      |     | 27 | 36 | 56,5 | 101,3 | 60,1 |    |    |     |      | 5  | 2   |
| 2.5 CDTi (107 kW) Eng. G9U630    |  | 06- |   | •   | Ch 7V600001- | 13-0519      |     |    |    | 29,5 | 100,6 | 130  |    |    |     |      |    |     |
|                                  |  | 06- |   | •   | Ch 7V600001- | 15-1733      |     | 27 | 36 | 56,5 | 101,3 | 60,1 |    |    |     |      | 5  | 2   |
| 2.5 DTI (99 kW) Eng. G9U730      |  | 03- |   | •   |              | 13-0377      |     |    |    | 26   | 86    | 138  |    |    |     |      |    |     |
|                                  |  | 03- |   | •   |              | 15-1549      |     | 27 | 26 | 56,5 | 91,6  | 59,6 |    |    |     |      | 3  | 1   |
|                                  |  | 03- | L   |   | M/T          | 17-0850      |     | 27 |    |      | 102   |      | 37 | 93 |     | 636  | s7 |     |
|                                  |  | 03- | R   |   | M/T          | 17-0851      |     | 27 | 39 |      | 102   | 89   |    | 93 | 409 | 1058 | s4 |     |


































## PEUGEOT



















| 1007 (KM) '05-                            |    | L/R   |    |    | NOTE              | METELLI ref. | ABS | A  | B  | C    | D    | E    | F  | H  | I    | L   | M  | Fig |    |   |
|---|---|-------|---|---|-------------------|--------------|-----|----|----|------|------|------|----|----|------|-----|----|-----|----|---|
| 1.4 (55 kW) Eng. KfV(TU3JP)               |    | 05-   |   | •   | +/-ABS            | 13-0345      |     |    |    | 20   | 68   | 100  |    |    |      |     |    |     |    |   |
|   |    | 05-   |   | •   | +/-ABS            | 15-1499      |     | 21 | 27 | 49   | 75,3 | 51,5 |    |    |      |     | 4a | 3   |    |   |
| 1.4 16v (65 kW) Eng. KFU(ET3J4)           |    | 03-   | L   | •   | Ch 11081-         | 13-0382      |     |    |    | 22   | 76   | 113  |    |    |      |     |    |     |    |   |
|   |   | 03-   | R   | •   | Ch 11081-         | 13-0429      |     |    |    | 28   | 74   | 115  |    |    |      |     |    |     |    |   |
|   |   | 05-   |   | •   | +/-ABS, Ch -11080 | 13-0344      |     |    |    | 22   | 72   | 97   |    |    |      |     |    |     |    |   |
|   |    | 03-   | L   | •   | Ch 11081-         | 15-1560      |     | 21 | 22 | 48,6 | 79,2 | 52   |    |    |      |     |    | 4a  | 2  |   |
|   |   | 03-   | R   | •   | Ch 11081-         | 15-1649      |     | 21 | 22 | 48,6 | 79,2 | 52   |    |    |      |     |    |     | 4a | 2 |
|   |   | 05-   |   | •   | +/-ABS, Ch -11080 | 15-1498      |     | 21 | 28 | 49   | 81   | 51   |    |    |      |     |    |     | 4a | 3 |
| 1.4 HDi (50 kW) Eng. 8HX/8HZ(DV4TD)       |    | 05-   |   | •   | +/-ABS            | 15-1500      |     | 21 | 28 | 49   | 81   | 51   |    |    |      |     |    | 4a  | 3  |   |
| 1.6 16v (80 kW) Eng. NFU(TU5JP4)          |    | 05-   |   | •   | +/-ABS            | 13-0344      |     |    |    | 22   | 72   | 97   |    |    |      |     |    |     |    |   |
|   |   | 05-   |   | •   | +/-ABS            | 15-1498      |     | 21 | 28 | 49   | 81   | 51   |    |    |      |     |    | 4a  | 3  |   |
| 1.6 HDi 16v FAP (80 kW) Eng. 9HZ(DV6TED4) |  | 07-   |   | •   |                   | 13-0518      |     |    |    | 34,9 | 84   | 119  |    |    |      |     |    |     |    |   |
|   |  | 07-   |   | •   |                   | 15-1729      |     | 21 | 34 | 48,1 | 85,9 | 50,4 |    |    |      |     |    | 4a  | 2  |   |
| 106 I (1A, 1C) '91-'96                    |  | L/R   |  |  | NOTE              | METELLI ref. | ABS | A  | B  | C    | D    | E    | F  | H  | I    | L   | M  | Fig |    |   |
| 0.95 (33 kW) Eng. CDY(TU9)                |  | 8/91- | L   |   | M/T, G.Box:MA     | 17-0004      |     | 21 |    | 22   | 76,5 | 71,5 | 30 | 81 | 65,5 | 616 | s3 |     |    |   |
|   |   | 8/91- | R   |   | M/T, G.Box:MA     | 17-0005      |     | 21 |    | 22   | 76,5 | 71,5 | 30 | 81 | 93,5 | 800 | s3 |     |    |   |
| 0.95 (37 kW) Eng. CDZ(TU9M)               |  | 8/91- | L   |   | M/T, G.Box:MA     | 17-0004      |     | 21 |    | 22   | 76,5 | 71,5 | 30 | 81 | 65,5 | 616 | s3 |     |    |   |
|   |   | 8/91- | R   |   | M/T, G.Box:MA     | 17-0005      |     | 21 |    | 22   | 76,5 | 71,5 | 30 | 81 | 93,5 | 800 | s3 |     |    |   |

| 106 I (1A, 1C) '91-'96  |   |  | L/R |  |  | NOTE                            | METELLI ref. | ABS | A  | B | C  | D    | E    | F  | H  | I    | L   | M  | Fig |
|---|---|---|-----|---|--|---------------------------------|--------------|-----|----|---|----|------|------|----|----|------|-----|----|-----|
| 1.1 (44 kW) Eng. HDZ(TU1M/ MZ)                                  |    | 8/91-   | L   |   |  | M/T, G.Box:MA, 3Hole/Fori       | 17-0004      |     | 21 |   | 22 | 76,5 | 71,5 | 30 | 81 | 65,5 | 616 | s3 |     |
|   |   | 8/91-   | L   |   |  | +ABS, G.Box:MA                  | 17-0130      | 48  | 21 |   | 22 | 76,5 | 71,5 | 30 | 75 | 65   | 614 | s3 |     |
|   |   | 8/91-   | L   |   |  | -ABS, M/T, G.Box:MA, 4Hole/Fori | 17-0014      |     | 21 |   | 22 | 76,5 | 71,5 | 30 | 75 | 65   | 614 | s3 |     |
|   |   | 8/91-   | R   |   |  | M/T, G.Box:MA, 3Hole/Fori       | 17-0005      |     | 21 |   | 22 | 76,5 | 71,5 | 30 | 81 | 93,5 | 800 | s3 |     |
|   |   | 8/91-   | R   |   |  | +ABS, G.Box:MA                  | 17-0131      | 48  | 21 |   | 22 | 76,5 | 71,5 | 30 | 75 | 93,5 | 798 | s3 |     |
|   |   | 8/91-   | R   |   |  | -ABS, M/T, G.Box:MA, 4Hole/Fori | 17-0015      |     | 21 |   | 22 | 76,5 | 71,5 | 30 | 75 | 93,5 | 798 | s3 |     |
| 1.3 (70-72 kW) Eng. TU2J2/ TU3FJ2K                              |    | 10/93-4/96  | L   |   |  | -ABS, G.Box:MAR                 | 17-0103      |     | 21 |   | 22 | 86,5 | 71,5 | 30 | 76 | 58,5 | 609 | s3 |     |
|   |   | 10/93-4/96  | R   |   |  | -ABS, G.Box:MAR                 | 17-0104      |     | 21 |   | 22 | 86,5 | 71,5 | 30 | 76 | 253  | 802 | s4 |     |
|   |   | 93-   | L   |   |  | +ABS, G.Box:MA                  | 17-0146      | 48  | 21 |   | 22 | 86,5 | 71,5 | 30 | 76 | 58,5 | 609 | s3 |     |
|   |   | 93-   | R   |   |  | +ABS, G.Box:MA                  | 17-0147      | 48  | 21 |   | 22 | 86,5 | 71,5 | 30 | 76 | 253  | 802 | s4 |     |
| 1.4 (47-55 kW) Eng. KDY/ KDZ/KDX(TU3A/ AN/ S/ M/ 2/ 2K/ MC/ F2) |    | 91-   | L   |   |  | +ABS, G.Box:MA                  | 17-0130      | 48  | 21 |   | 22 | 76,5 | 71,5 | 30 | 75 | 65   | 614 | s3 |     |
|   |   | 91-   | L   |   |  | -ABS, G.Box:MA                  | 17-0014      |     | 21 |   | 22 | 76,5 | 71,5 | 30 | 75 | 65   | 614 | s3 |     |
|   |   | 91-   | R   |   |  | +ABS, G.Box:MA                  | 17-0131      | 48  | 21 |   | 22 | 76,5 | 71,5 | 30 | 75 | 93,5 | 798 | s3 |     |
|   |   | 91-   | R   |   |  | -ABS, G.Box:MA                  | 17-0015      |     | 21 |   | 22 | 76,5 | 71,5 | 30 | 75 | 93,5 | 798 | s3 |     |
|   |   | 93-   | L   |   |  | -ABS, G.Box:MA, XSi             | 17-0103      |     | 21 |   | 22 | 86,5 | 71,5 | 30 | 76 | 58,5 | 609 | s3 |     |
|   |   | 93-   | R   |   |  | -ABS, G.Box:MA, XSi             | 17-0104      |     | 21 |   | 22 | 86,5 | 71,5 | 30 | 76 | 253  | 802 | s4 |     |
| 1.4 D (37 kW) Eng. K9Y(TUD3Y)                                   |    | 92-96   | L   |   |  | +ABS, G.Box:MA                  | 17-0130      | 48  | 21 |   | 22 | 76,5 | 71,5 | 30 | 75 | 65   | 614 | s3 |     |
|   |   | 92-96   | L   |   |  | -ABS, G.Box:MA                  | 17-0014      |     | 21 |   | 22 | 76,5 | 71,5 | 30 | 75 | 65   | 614 | s3 |     |
|   |   | 92-96   | R   |   |  | +ABS, G.Box:MA                  | 17-0131      | 48  | 21 |   | 22 | 76,5 | 71,5 | 30 | 75 | 93,5 | 798 | s3 |     |
|   |   | 92-96   | R   |   |  | -ABS, G.Box:MA                  | 17-0015      |     | 21 |   | 22 | 76,5 | 71,5 | 30 | 75 | 93,5 | 798 | s3 |     |
| 1.5 D (40 kW) Eng. VJY(TUD5)                                    |  | 7/94-   | L   |   |  | -ABS, G.Box:MA                  | 17-0014      |     | 21 |   | 22 | 76,5 | 71,5 | 30 | 75 | 65   | 614 | s3 |     |
|   |   | 7/94-   | R   |   |  | -ABS, G.Box:MA                  | 17-0015      |     | 21 |   | 22 | 76,5 | 71,5 | 30 | 75 | 93,5 | 798 | s3 |     |
|   |   | 94-   | L   |   |  | +ABS, G.Box:MA                  | 17-0130      | 48  | 21 |   | 22 | 76,5 | 71,5 | 30 | 75 | 65   | 614 | s3 |     |
|   |   | 94-   | R   |   |  | +ABS, G.Box:MA                  | 17-0131      | 48  | 21 |   | 22 | 76,5 | 71,5 | 30 | 75 | 93,5 | 798 | s3 |     |
| 1.5 D (43 kW) Eng. VJX(TUD5B)                                   |  | 7/94-   | L   |   |  | -ABS, G.Box:MA                  | 17-0014      |     | 21 |   | 22 | 76,5 | 71,5 | 30 | 75 | 65   | 614 | s3 |     |
|   |   | 7/94-   | R   |   |  | -ABS, G.Box:MA                  | 17-0015      |     | 21 |   | 22 | 76,5 | 71,5 | 30 | 75 | 93,5 | 798 | s3 |     |
|   |   | 94-   | L   |   |  | +ABS, G.Box:MA                  | 17-0130      | 48  | 21 |   | 22 | 76,5 | 71,5 | 30 | 75 | 65   | 614 | s3 |     |
|   |   | 94-   | R   |   |  | +ABS, G.Box:MA                  | 17-0131      | 48  | 21 |   | 22 | 76,5 | 71,5 | 30 | 75 | 93,5 | 798 | s3 |     |
| 1.6 (76 kW) Eng. NFY(TU5J2)                                     |  | 94-96   | L   |   |  | +ABS, G.Box:MA                  | 17-0146      | 48  | 21 |   | 22 | 86,5 | 71,5 | 30 | 76 | 58,5 | 609 | s3 |     |
|   |   | 94-96   | L   |   |  | -ABS, G.Box:MAR                 | 17-0103      |     | 21 |   | 22 | 86,5 | 71,5 | 30 | 76 | 58,5 | 609 | s3 |     |
|   |   | 94-96   | R   |   |  | +ABS, G.Box:MA                  | 17-0147      | 48  | 21 |   | 22 | 86,5 | 71,5 | 30 | 76 | 253  | 802 | s4 |     |
|   |   | 94-96   | R   |   |  | -ABS, G.Box:MAR                 | 17-0104      |     | 21 |   | 22 | 86,5 | 71,5 | 30 | 76 | 253  | 802 | s4 |     |






















| <b>106 II (1) '96-</b>                  |   |    | L/R |    |    | NOTE           | METELLI ref.   | ABS | A  | B  | C    | D    | E    | F  | H    | I    | L   | M   | Fig |
|---|---|---|-----|---|--|----------------|----------------|-----|----|----|------|------|------|----|------|------|-----|-----|-----|
| 1.1 (40 kW) Eng. HDY(TU1M)              |    | 1/99-   | L   |   |  | +ABS, G.Box:MA | <b>17-0494</b> | 48  | 21 |    |      | 76,5 |      |    | 86   |      | 623 | s16 |     |
|   |   | 1/99-   | L   |   |  | -ABS, G.Box:MA | <b>17-0492</b> |     | 21 |    |      | 76,5 |      |    | 86   |      | 623 | s16 |     |
|   |   | 1/99-   | R   |   |  | +ABS, G.Box:MA | <b>17-0495</b> | 48  | 21 | 22 |      | 76,5 | 70   |    | 86   | 74   | 805 | s16 |     |
|   |   | 1/99-   | R   |   |  | -ABS, G.Box:MA | <b>17-0493</b> |     | 21 |    |      | 76,5 |      |    | 86   |      | 805 | s16 |     |
| 1.1 (44 kW) Eng. HFX(TU1JP)             |    | 1/99-   | L   |   |  | +ABS, G.Box:MA | <b>17-0494</b> | 48  | 21 |    |      | 76,5 |      |    | 86   |      | 623 | s16 |     |
|   |   | 1/99-   | L   |   |  | -ABS, G.Box:MA | <b>17-0492</b> |     | 21 |    |      | 76,5 |      |    | 86   |      | 623 | s16 |     |
|   |   | 1/99-   | R   |   |  | +ABS, G.Box:MA | <b>17-0495</b> | 48  | 21 | 22 |      | 76,5 | 70   |    | 86   | 74   | 805 | s16 |     |
|   |   | 1/99-   | R   |   |  | -ABS, G.Box:MA | <b>17-0493</b> |     | 21 |    |      | 76,5 |      |    | 86   |      | 805 | s16 |     |
| 1.4 (55 kW) Eng. KFW/KFX(TU3JP)         |    | 1/99-   | L   |   |  | +ABS, G.Box:MA | <b>17-0494</b> | 48  | 21 |    |      | 76,5 |      |    | 86   |      | 623 | s16 |     |
|   |   | 1/99-   | L   |   |  | -ABS, G.Box:MA | <b>17-0492</b> |     | 21 |    |      | 76,5 |      |    | 86   |      | 623 | s16 |     |
|   |   | 1/99-   | R   |   |  | +ABS, G.Box:MA | <b>17-0495</b> | 48  | 21 | 22 |      | 76,5 | 70   |    | 86   | 74   | 805 | s16 |     |
|   |   | 1/99-   | R   |   |  | -ABS, G.Box:MA | <b>17-0493</b> |     | 21 |    |      | 76,5 |      |    | 86   |      | 805 | s16 |     |
| 1.5 D (40-43 kW) Eng. VJY/ X(TUD5)      |    | 1/99-   | L   |   |  | +ABS, G.Box:MA | <b>17-0494</b> | 48  | 21 |    |      | 76,5 |      |    | 86   |      | 623 | s16 |     |
|   |   | 1/99-   | L   |   |  | -ABS, G.Box:MA | <b>17-0492</b> |     | 21 |    |      | 76,5 |      |    | 86   |      | 623 | s16 |     |
|   |   | 1/99-   | R   |   |  | +ABS, G.Box:MA | <b>17-0495</b> | 48  | 21 | 22 |      | 76,5 | 70   |    | 86   | 74   | 805 | s16 |     |
|   |   | 1/99-   | R   |   |  | -ABS, G.Box:MA | <b>17-0493</b> |     | 21 |    |      | 76,5 |      |    | 86   |      | 805 | s16 |     |
| 1.6 S16/Rallye (87 kW) Eng. NFX(TU5J4)  |    | 1/99-   | L   |   |  | +ABS, G.Box:MA | <b>17-0486</b> | 48  | 21 |    | 22   | 86,5 | 71,5 | 30 | 86   | 58   | 618 | s16 |     |
|   |   | 1/99-   | L   |   |  | -ABS, G.Box:MA | <b>17-0488</b> |     | 21 |    | 22   | 86,5 | 71,5 | 30 | 86   | 58   | 618 | s16 |     |
|   |   | 1/99-   | R   |   |  | +ABS, G.Box:MA | <b>17-0487</b> | 48  | 21 |    | 22   | 86,5 | 71,5 | 30 | 86   | 240  | 814 | s4  |     |
|   |   | 1/99-   | R   |   |  | -ABS, G.Box:MA | <b>17-0489</b> |     | 21 |    | 22   | 86,5 | 71,5 | 30 | 86   | 240  | 814 | s4  |     |
|   |   | 96-98   | L   |   |  | +ABS, G.Box:MA | <b>17-0146</b> | 48  | 21 |    | 22   | 86,5 | 71,5 | 30 | 76   | 58,5 | 609 | s3  |     |
|   |   | 96-98   | L   |   |  | -ABS, G.Box:MA | <b>17-0103</b> |     | 21 |    | 22   | 86,5 | 71,5 | 30 | 76   | 58,5 | 609 | s3  |     |
|   |   | 96-98   | R   |   |  | +ABS, G.Box:MA | <b>17-0147</b> | 48  | 21 |    | 22   | 86,5 | 71,5 | 30 | 76   | 253  | 802 | s4  |     |
|   |   | 96-98   | R   |   |  | -ABS, G.Box:MA | <b>17-0104</b> |     | 21 |    | 22   | 86,5 | 71,5 | 30 | 76   | 253  | 802 | s4  |     |
| <b>107 '05-</b>                         |   |  | L/R |  |  | NOTE           | METELLI ref.   | ABS | A  | B  | C    | D    | E    | F  | H    | I    | L   | M   | Fig |
| 1.0 (50 kW) Eng. 1KRFE                  |  | 05-   |     |   | •  |                | <b>15-1528</b> |     | 24 | 19 | 49,5 | 70,1 | 56   |    |      |      |     | 5a  | 1   |
|   |   | 05-   | L   |   |  | M/T            | <b>17-0920</b> |     | 24 |    | 23   | 70,2 | 70,3 |    | 90,7 | 60,3 | 650 | s3  |     |
|   |   | 05-   | R   |   |  | M/T            | <b>17-0921</b> |     | 24 |    | 23   | 70,2 | 70,3 |    | 90,7 | 60,3 | 840 | s3  |     |
| 1.4 HDi (40 kW) Eng. 8HT(DV4TD)         |  | 05-   |     |   | •  |                | <b>15-1515</b> |     | 24 | 20 | 49,5 | 73   | 55   |    |      |      |     | 5a  | 1   |
|   |   | 05-   | L   |   |  | M/T            | <b>17-0857</b> |     | 24 | 23 |      | 73   | 70,3 |    | 90,8 | 60   | 593 | s3  |     |
|   |   | 05-   | R   |   |  | M/T            | <b>17-0858</b> |     | 24 | 23 |      | 73   | 70,3 |    | 90,8 | 60   | 897 | s3  |     |
| <b>205 I (741A/C/B) '83-'87</b>         |   |  | L/R |  |  | NOTE           | METELLI ref.   | ABS | A  | B  | C    | D    | E    | F  | H    | I    | L   | M   | Fig |
| 0.95 (32-33-34 kW) Eng. 108C(XV3/ 5/ 8) |  | 1/83-7/87   | L/R |   |  | G.Box:BH3      | <b>17-0016</b> |     | 21 |    | 22   | 76,5 | 71,5 | 30 | 76   | 68   | 710 | s3  |     |




































| <b>205 I (741A/C/B) '83-'87</b>               |   |    | L/R |    |    | NOTE                          | METELLI ref. | ABS | A  | B  | C    | D    | E    | F  | H    | I    | L   | M   | Fig |   |
|---|---|---|-----|---|---|-------------------------------|--------------|-----|----|----|------|------|------|----|------|------|-----|-----|-----|---|
| 1.1 (36 kW) Eng. 109F(XW7)                    |    | 1/83-7/87   | L/R |   |   | G.Box:BH3                     | 17-0016      |     | 21 |    | 22   | 76,5 | 71,5 | 30 | 76   | 68   | 710 | s3  |     |   |
| 1.1 (36 kW) Eng. 109N(XW7)                    |    | 86-87   | L/R |   |   | G.Box:BH3                     | 17-0016      |     | 21 |    | 22   | 76,5 | 71,5 | 30 | 76   | 68   | 710 | s3  |     |   |
| 1.4, Cabrio (44-53-58 kW) Eng. 150B/ H(XY8)   |    | 83-88   | L/R |   |   | M/T, G.Box:BE3/BH3            | 17-0098      |     | 21 |    | 22   | 86,5 | 71,5 | 30 | 76,5 | 68   | 715 | s3  |     |   |
| 1.6 (53 kW) Eng. B1E(XU51C)                   |    | 3/87-10/87  |     |   | ●   |                               | 13-0054      |     |    |    | 20   | 82   | 105  |    |      |      |     |     |     |   |
|   |    | 3/87-10/87  |     |   | ●   |                               | 15-1063      |     | 21 | 22 | 56   | 84   | 51   |    |      |      |     | 3   | 2   |   |
|   |    | 3/87-10/87  | L   |   |   | G.Box:BE1/3                   | 17-0006      |     | 21 |    | 24   | 86,5 | 70,5 | 30 | 76   | 69,5 | 565 | s5  |     |   |
|   |    | 3/87-10/87  | R   |   |   | G.Box:BE1/3                   | 17-0007      |     | 21 |    | 24   | 86,5 | 70,5 |    | 76   | 347  | 840 | s6  |     |   |
| 1.6 (55 kW) Eng. B1A(XU51C)                   |    | 86-87   |     |   | ●   |                               | 13-0054      |     |    |    | 20   | 82   | 105  |    |      |      |     |     |     |   |
|   |    | 86-87   |     |   | ●   |                               | 15-1063      |     | 21 | 22 | 56   | 84   | 51   |    |      |      |     | 3   | 2   |   |
|   |    | 86-87   | L   |   |   | G.Box:BE1/3                   | 17-0006      |     | 21 |    | 24   | 86,5 | 70,5 | 30 | 76   | 69,5 | 565 | s5  |     |   |
|   |    | 86-87   | R   |   |   | G.Box:BE1/3                   | 17-0007      |     | 21 |    | 24   | 86,5 | 70,5 |    | 76   | 347  | 840 | s6  |     |   |
| 1.6 (55-66-76-85 kW) Eng. B1A/ BAZ(XU51C/ CP) |    | 86-87   |     |   | ●   |                               | 13-0054      |     |    |    | 20   | 82   | 105  |    |      |      |     |     |     |   |
|   |    | 86-87   |     |   | ●   |                               | 15-1063      |     | 21 | 22 | 56   | 84   | 51   |    |      |      |     | 3   | 2   |   |
|   |    | 86-87   | L   |   |   | G.Box:BE1/3                   | 17-0006      |     | 21 |    | 24   | 86,5 | 70,5 | 30 | 76   | 69,5 | 565 | s5  |     |   |
|   |    | 86-87   | R   |   |   | G.Box:BE1/3                   | 17-0007      |     | 21 |    | 24   | 86,5 | 70,5 |    | 76   | 347  | 840 | s6  |     |   |
| 1.8 D (44 kW) Eng. 161A(XUD7)                 |    | 6/83-10/87  |     |   | ●   | M/T                           | 13-0054      |     |    |    | 20   | 82   | 105  |    |      |      |     |     |     |   |
|   |    | 6/83-10/87  |     |   | ●   | M/T                           | 15-1063      |     | 21 | 22 | 56   | 84   | 51   |    |      |      |     | 3   | 2   |   |
|   |    | 6/83-10/87  | L   |   |   | G.Box:BE1/3                   | 17-0006      |     | 21 |    | 24   | 86,5 | 70,5 | 30 | 76   | 69,5 | 565 | s5  |     |   |
|   |    | 6/83-10/87  | R   |   |   | G.Box:BE1/3                   | 17-0007      |     | 21 |    | 24   | 86,5 | 70,5 |    | 76   | 347  | 840 | s6  |     |   |
| 1.9 GTi, Cabrio (94-96 kW) Eng. D6B(XU9JA/ Z) |   | 86-10/87  |     |   | ●   | +/-ABS, G.Box:BE1/3           | 13-0146      |     |    |    | 23   | 88   | 101  |    |      |      |     |     |     |   |
|   |  | 86-10/87  |     |   | ●   | +ABS, G.Box:BE1/3, ABS:Bendix | 13-0116      |     |    |    | 23   | 88   | 101  |    |      |      |     |     |     |   |
|   |  | 86-10/87  |     |   | ●   | +ABS, G.Box:BE1/3, ABS:Bendix | 15-1182      | 48  | 25 | 34 | 55,3 | 87   | 46   |    |      |      |     | 11a | 2   |   |
|   |  | 86-10/87  |     |   | ●   | +ABS, G.Box:BE1/3, ABS:Bendix | 15-1206      | 90  | 25 | 23 | 55,3 | 87   | 46   |    |      |      |     |     | 11a | 2 |
|   |  | 86-10/87  |     |   | ●   | -ABS, G.Box:BE1/3             | 15-1177      |     | 25 | 23 | 55,3 | 90   | 46   |    |      |      |     |     | 11a | 2 |
|   |  | 86-10/87  | L   |   |   |                               | 17-0021      |     | 25 |    | 24   | 90   | 76,5 | 33 | 80   | 69,5 | 567 | s5  |     |   |
|   |   | 86-10/87  | R   |   |   |                               | 17-0022      |     | 25 |    | 24   | 90   | 76,5 | 33 | 80   | 350  | 840 | s6  |     |   |
| <b>205 II (20A/C) '87-'98</b>                 |   |  | L/R |  |  | NOTE                          | METELLI ref. | ABS | A  | B  | C    | D    | E    | F  | H    | I    | L   | M   | Fig |   |
| 1.1 (36 kW) Eng. 109N(XW7)                    |  | 8/87-   | L   |   |   | G.Box:MA, Junior              | 17-0017      |     | 21 |    | 22   | 76,5 | 71,5 | 30 | 75   | 65   | 574 | s3  |     |   |
|   |   | 8/87-   | R   |   |   | G.Box:MA, Junior              | 17-0018      |     | 21 |    | 22   | 76,5 | 71,5 | 30 | 75   | 328  | 833 | s4  |     |   |
| 1.1 (40 kW) Eng. H1B(TU1)                     |  | 8/87-   | L   |   |   | G.Box:MA, Junior              | 17-0017      |     | 21 |    | 22   | 76,5 | 71,5 | 30 | 75   | 65   | 574 | s3  |     |   |
|   |   | 8/87-   | R   |   |   | G.Box:MA, Junior              | 17-0018      |     | 21 |    | 22   | 76,5 | 71,5 | 30 | 75   | 328  | 833 | s4  |     |   |



























| 205 II (20A/C) '87-'98                          |    | L/R   |  |  | NOTE           | METELLI ref. | ABS | A  | B  | C  | D    | E    | F  | H    | I    | L   | M  | Fig |
|---|---|-------|---|---|----------------|--------------|-----|----|----|----|------|------|----|------|------|-----|----|-----|
| 1.3 Rallye (74 kW) Eng. TU24                    |    | 87-   | L   |   | G.Box:MA       | 17-0019      |     | 21 |    | 22 | 86,5 | 71,5 | 30 | 76,5 | 65   | 575 | s3 |     |
|   |   | 87-   | R   |   | G.Box:MA       | 17-0020      |     | 21 |    | 22 | 86,5 | 71,5 | 30 | 76,5 | 328  | 835 | s4 |     |
| 1.4 (44 kW) Eng. 150D/ G(XY7)                   |    | 8/87- | L   |   | G.Box:MA       | 17-0019      |     | 21 |    | 22 | 86,5 | 71,5 | 30 | 76,5 | 65   | 575 | s3 |     |
|   |   | 8/87- | R   |   | G.Box:MA       | 17-0020      |     | 21 |    | 22 | 86,5 | 71,5 | 30 | 76,5 | 328  | 835 | s4 |     |
| 1.4 (44-53 kW) Eng. 150(XY6B)                   |    | 8/87- | L   |   | G.Box:MA       | 17-0019      |     | 21 |    | 22 | 86,5 | 71,5 | 30 | 76,5 | 65   | 575 | s3 |     |
|   |   | 8/87- | R   |   | G.Box:MA       | 17-0020      |     | 21 |    | 22 | 86,5 | 71,5 | 30 | 76,5 | 328  | 835 | s4 |     |
| 1.4 (44-53-58 kW) Eng. 150B/ H(XY8)             |    | 88-89 | L   |   | G.Box:MA       | 17-0019      |     | 21 |    | 22 | 86,5 | 71,5 | 30 | 76,5 | 65   | 575 | s3 |     |
|   |   | 88-89 | R   |   | G.Box:MA       | 17-0020      |     | 21 |    | 22 | 86,5 | 71,5 | 30 | 76,5 | 328  | 835 | s4 |     |
| 1.4, Kat Cabrio (44 kW) Eng. KAY(TU3FCP)        |    | 89-93 | L   |   | G.Box:MA       | 17-0019      |     | 21 |    | 22 | 86,5 | 71,5 | 30 | 76,5 | 65   | 575 | s3 |     |
|   |   | 89-93 | R   |   | G.Box:MA       | 17-0020      |     | 21 |    | 22 | 86,5 | 71,5 | 30 | 76,5 | 328  | 835 | s4 |     |
| 1.6 (53 kW) Eng. B1E(XU51C)                     |    | 87-98 |   | ●   | A/T            | 13-0054      |     |    |    | 20 | 82   | 105  |    |      |      |     |    |     |
|   |   | 87-98 |   | ●   | A/T            | 15-1063      |     | 21 | 22 | 56 | 84   | 51   |    |      |      |     | 3  | 2   |
|   |    | 87-98 | L   |   | A/T, G.Box:BE1 | 17-0006      |     | 21 |    | 24 | 86,5 | 70,5 | 30 | 76   | 69,5 | 565 | s5 |     |
|   |   | 87-98 | R   |   | A/T, G.Box:BE1 | 17-0007      |     | 21 |    | 24 | 86,5 | 70,5 |    | 76   | 347  | 840 | s6 |     |
| 1.6 Aut. (58 kW) Eng. B1A(XU51C-K)              |    | 87-98 |   | ●   | A/T            | 13-0054      |     |    |    | 20 | 82   | 105  |    |      |      |     |    |     |
|   |   | 87-98 |   | ●   | A/T            | 15-1063      |     | 21 | 22 | 56 | 84   | 51   |    |      |      |     | 3  | 2   |
|   |    | 87-98 | L   |   | A/T, G.Box:BE1 | 17-0006      |     | 21 |    | 24 | 86,5 | 70,5 | 30 | 76   | 69,5 | 565 | s5 |     |
|   |   | 87-98 | R   |   | A/T, G.Box:BE1 | 17-0007      |     | 21 |    | 24 | 86,5 | 70,5 |    | 76   | 347  | 840 | s6 |     |
| 1.6 Cabrio, Aut (65-66 kW) Eng. BDY(XU5M2Z/ 3Z) |    | 90-98 |   | ●   | A/T            | 13-0054      |     |    |    | 20 | 82   | 105  |    |      |      |     |    |     |
|   |   | 90-98 |   | ●   | A/T            | 15-1063      |     | 21 | 22 | 56 | 84   | 51   |    |      |      |     | 3  | 2   |
|   |  | 90-98 | L   |   | A/T, G.Box:BE1 | 17-0006      |     | 21 |    | 24 | 86,5 | 70,5 | 30 | 76   | 69,5 | 565 | s5 |     |
|   |   | 90-98 | R   |   | A/T, G.Box:BE1 | 17-0007      |     | 21 |    | 24 | 86,5 | 70,5 |    | 76   | 347  | 840 | s6 |     |
| 1.6, Kat (55 kW) Eng. B1A/ BAZ(XU51C/ CP)       |  | 87-98 |   | ●   | A/T            | 13-0054      |     |    |    | 20 | 82   | 105  |    |      |      |     |    |     |
|   |   | 87-98 |   | ●   | A/T            | 15-1063      |     | 21 | 22 | 56 | 84   | 51   |    |      |      |     | 3  | 2   |
|   |  | 87-98 | L   |   | A/T, G.Box:BE1 | 17-0006      |     | 21 |    | 24 | 86,5 | 70,5 | 30 | 76   | 69,5 | 565 | s5 |     |
|   |   | 87-98 | R   |   | A/T, G.Box:BE1 | 17-0007      |     | 21 |    | 24 | 86,5 | 70,5 |    | 76   | 347  | 840 | s6 |     |
| 1.8 D (44 kW) Eng. 161A(XUD7)                   |  | 87-89 |   | ●   | M/T            | 13-0054      |     |    |    | 20 | 82   | 105  |    |      |      |     |    |     |
|   |   | 87-89 |   | ●   | M/T            | 15-1063      |     | 21 | 22 | 56 | 84   | 51   |    |      |      |     | 3  | 2   |
|   |  | 87-89 | L   |   | G.Box:BE1/3    | 17-0006      |     | 21 |    | 24 | 86,5 | 70,5 | 30 | 76   | 69,5 | 565 | s5 |     |
|   |   | 87-89 | R   |   | G.Box:BE1/3    | 17-0007      |     | 21 |    | 24 | 86,5 | 70,5 |    | 76   | 347  | 840 | s6 |     |

PEUGEOT

| 205 II (20A/C) '87-'98                           |    | L/R        |  |  | NOTE              | METELLI ref. | ABS     | A  | B  | C    | D  | E    | F    | H  | I  | L    | M   | Fig |   |  |
|--|---|------------|---|---|-------------------|--------------|---------|----|----|------|----|------|------|----|----|------|-----|-----|---|--|
| 1.8 TD (57 kW) Eng. A8B(XUD7TE)                  |    | 1/90-9/98  |   | ●   | M/T               | 13-0054      |         |    |    | 20   | 82 | 105  |      |    |    |      |     |     |   |  |
|  |    | 1/90-9/98  |   | ●   | M/T               | 15-1063      |         | 21 | 22 | 56   | 84 | 51   |      |    |    |      |     | 3   | 2 |  |
|  |    | 90-        | L   |   |                   | G.Box:BE1/3  | 17-0006 |    | 21 |      | 24 | 86,5 | 70,5 | 30 | 76 | 69,5 | 565 | s5  |   |  |
|  |   | 90-        | R   |   |                   | G.Box:BE1/3  | 17-0007 |    | 21 |      | 24 | 86,5 | 70,5 |    | 76 | 347  | 840 | s6  |   |  |
| 1.9 D (47 kW) Eng. DJZ(XUD9Y)                    |    | 10/87-9/98 |   | ●   | M/T+A/T           | 13-0054      |         |    |    | 20   | 82 | 105  |      |    |    |      |     |     |   |  |
|  |    | 10/87-9/98 |   | ●   | M/T+A/T           | 15-1063      |         | 21 | 22 | 56   | 84 | 51   |      |    |    |      |     | 3   | 2 |  |
|  |    | 10/87-     | L   |   |                   | G.Box:BE1/3  | 17-0006 |    | 21 |      | 24 | 86,5 | 70,5 | 30 | 76 | 69,5 | 565 | s5  |   |  |
|  |   | 10/87-     | R   |   |                   | G.Box:BE1/3  | 17-0007 |    | 21 |      | 24 | 86,5 | 70,5 |    | 76 | 347  | 840 | s6  |   |  |
| 1.9 GTI (75-77 kW) Eng. D2A(XU92C/ 2S)           |    | 87-89      |   | ●   | -ABS, G.Box:BE1/3 | 13-0146      |         |    |    | 23   | 88 | 101  |      |    |    |      |     |     |   |  |
|  |    | 87-89      |   | ●   | -ABS, G.Box:BE1/3 | 15-1177      |         | 25 | 23 | 55,3 | 90 | 46   |      |    |    |      |     | 11a | 2 |  |
|  |    | 87-89      | L   |   |                   | G.Box:BE1/3  | 17-0021 |    | 25 |      | 24 | 90   | 76,5 | 33 | 80 | 69,5 | 567 | s5  |   |  |
|  |   | 87-89      | R   |   |                   | G.Box:BE1/3  | 17-0022 |    | 25 |      | 24 | 90   | 76,5 | 33 | 80 | 350  | 840 | s6  |   |  |
| 1.9 GTi (88 kW) Eng. DKZ(XU9JAZ)                 |    | 87-94      |   | ●   | -ABS, G.Box:BE1/3 | 13-0146      |         |    |    | 23   | 88 | 101  |      |    |    |      |     |     |   |  |
|  |    | 87-94      |   | ●   | -ABS, G.Box:BE1/3 | 15-1177      |         | 25 | 23 | 55,3 | 90 | 46   |      |    |    |      |     | 11a | 2 |  |
|  |    | 87-94      | L   |   |                   | G.Box:BE1/3  | 17-0021 |    | 25 |      | 24 | 90   | 76,5 | 33 | 80 | 69,5 | 567 | s5  |   |  |
|  |   | 87-94      | R   |   |                   | G.Box:BE1/3  | 17-0022 |    | 25 |      | 24 | 90   | 76,5 | 33 | 80 | 350  | 840 | s6  |   |  |
| 1.9 GTi (94-96 kW) Eng. D6B(XU9JA/ Z)            |    | 87-98      |   | ●   | -ABS, G.Box:BE1/3 | 13-0146      |         |    |    | 23   | 88 | 101  |      |    |    |      |     |     |   |  |
|  |    | 87-98      |   | ●   | -ABS, G.Box:BE1/3 | 15-1177      |         | 25 | 23 | 55,3 | 90 | 46   |      |    |    |      |     | 11a | 2 |  |
|  |    | 87-98      | L   |   |                   | G.Box:BE1/3  | 17-0021 |    | 25 |      | 24 | 90   | 76,5 | 33 | 80 | 69,5 | 567 | s5  |   |  |
|  |   | 87-98      | R   |   |                   | G.Box:BE1/3  | 17-0022 |    | 25 |      | 24 | 90   | 76,5 | 33 | 80 | 350  | 840 | s6  |   |  |
| 1.9 GTI, CTI Cabrio, Kat (75 kW) Eng. DFZ(XU9J1) |  | 87-94      |   | ●   | -ABS, G.Box:BE1/3 | 13-0146      |         |    |    | 23   | 88 | 101  |      |    |    |      |     |     |   |  |
|  |  | 87-94      |   | ●   | -ABS, G.Box:BE1/3 | 15-1177      |         | 25 | 23 | 55,3 | 90 | 46   |      |    |    |      |     | 11a | 2 |  |
|  |  | 87-94      | L   |   |                   | G.Box:BE1/3  | 17-0021 |    | 25 |      | 24 | 90   | 76,5 | 33 | 80 | 69,5 | 567 | s5  |   |  |
|  |   | 87-94      | R   |   |                   | G.Box:BE1/3  | 17-0022 |    | 25 |      | 24 | 90   | 76,5 | 33 | 80 | 350  | 840 | s6  |   |  |




























| 206 (2A/C), SW '98-'06                         |   |  | L/R   |  |  | NOTE                | METELLI ref. | ABS     | A  | B    | C    | D    | E    | F   | H   | I   | L   | M  | Fig |    |    |   |
|--|---|---|---|---|---|---------------------|--------------|---------|----|------|------|------|------|-----|-----|-----|-----|----|-----|----|----|---|
| 1.1 (40-44 kW) Eng. HDZ(TU1M)/ HFX/ HFZ(TU1JP) |    | 12/02-  |   | ●   |   | +/-ABS              | 13-0510      |         |    |      | 31   | 74   | 110  |     |     |     |     |    |     |    |    |   |
|  |   | 9/98-11/02  |   | ●   |   | +ABS, M/T, G.Box:MA | 13-0264      |         |    |      | 28   | 74   | 115  |     |     |     |     |    |     |    |    |   |
|  |    | 12/02-  |   | ●   |   | +ABS                | 15-1568      | 48      | 21 | 21   | 48,5 | 75,1 | 52   |     |     |     |     |    |     | 4a | 2  |   |
|  |   | 12/02-  |   | ●   |   | -ABS                | 15-1629      |         | 21 | 21   | 48,5 | 75,1 | 52   |     |     |     |     |    |     |    | 4a | 2 |
|  |   | 9/98-11/02  |   | ●   |   | +ABS, M/T, G.Box:MA | 15-1382      | 48      | 21 | 22   | 50   | 80,8 | 52   |     |     |     |     |    |     |    | 4a | 2 |
|  |   | 10/03-  | L   |   |   | +ABS, M/T, G.Box:MA | 17-1025      | 48      | 21 |      | 22   | 75   | 76,5 | 32  | -   | 65  | 610 |    |     |    |    |   |
|  |    | 10/03-  | R   |   |   | +ABS, M/T, G.Box:MA | 17-1026      | 48      | 21 |      | 22   | 75   | 76,5 | 32  | -   | 330 | 885 |    |     |    |    |   |
|  |   | 9/98-   | L   |   |   | +ABS, G.Box:MA      | 17-0381      | 48      | 21 |      | 22   | 79   | 76,5 | 32  | 86  | 65  | 612 | s3 |     |    |    |   |
|  |   | 9/98-   | L   |   |   | -ABS, G.Box:MA      | 17-0379      |         | 21 |      | 22   | 79   | 76,5 | 32  | 86  | 65  | 612 | s3 |     |    |    |   |
|  |   | 9/98-   | R   |   |   | +ABS, G.Box:MA      | 17-0382      | 48      | 21 |      | 22   | 79   | 76,5 | 32  | 86  | 317 | 887 | s4 |     |    |    |   |
|  |   | 9/98-   | R   |   |   | -ABS, G.Box:MA      | 17-0380      |         | 21 |      | 22   | 79   | 76,5 | 32  | 86  | 317 | 887 | s4 |     |    |    |   |
|  |   | 1.4 (55 kW) Eng. KFW/ KFX(TU3JP)  |    | 12/02-  |   | ●                   | +/-ABS       | 13-0510 |    |      |      | 31   | 74   | 110 |     |     |     |    |     |    |    |   |
| 9/98-11/02                                     |   | ●   |   |   | +ABS, M/T, G.Box:MA   | 13-0264             |              |         |    | 28   | 74   | 115  |      |     |     |     |     |    |     |    |    |   |
|  |    | 12/02-  |   | ●   |   | +ABS                | 15-1568      | 48      | 21 | 21   | 48,5 | 75,1 | 52   |     |     |     |     |    |     | 4a | 2  |   |
|  |   | 12/02-  |   | ●   |   | -ABS                | 15-1629      |         | 21 | 21   | 48,5 | 75,1 | 52   |     |     |     |     |    |     |    | 4a | 2 |
|  |   | 9/98-11/02  |   | ●   |   | +ABS, M/T, G.Box:MA | 15-1382      | 48      | 21 | 22   | 50   | 80,8 | 52   |     |     |     |     |    |     |    | 4a | 2 |
|  |   | 10/02-  | L   |   |   | +ABS, M/T, G.Box:MA | 17-1025      | 48      | 21 |      | 22   | 75   | 76,5 | 32  | -   | 65  | 610 |    |     |    |    |   |
|  |    | 10/02-  | R   |   |   | +ABS, M/T, G.Box:MA | 17-1026      | 48      | 21 |      | 22   | 75   | 76,5 | 32  | -   | 330 | 885 |    |     |    |    |   |
|  |   | 9/98-   | L   |   |   | +ABS, G.Box:MA      | 17-0381      | 48      | 21 |      | 22   | 79   | 76,5 | 32  | 86  | 65  | 612 | s3 |     |    |    |   |
|  |   | 9/98-   | L   |   |   | -ABS, G.Box:MA      | 17-0379      |         | 21 |      | 22   | 79   | 76,5 | 32  | 86  | 65  | 612 | s3 |     |    |    |   |
|  |   | 9/98-   | R   |   |   | +ABS, G.Box:MA      | 17-0382      | 48      | 21 |      | 22   | 79   | 76,5 | 32  | 86  | 317 | 887 | s4 |     |    |    |   |
| 9/98-  | R   |   |   | -ABS, G.Box:MA  | 17-0380   |                     | 21           |         | 22 | 79   | 76,5 | 32   | 86   | 317 | 887 | s4  |     |    |     |    |    |   |
| 1.4 16v (65 kW) Eng. KFU(ET3J4)                |  | 03-   |   | ●   | +/-ABS  | 13-0510             |              |         |    | 31   | 74   | 110  |      |     |     |     |     |    |     |    |    |   |
| 03-  |   |   | ●   |   | +ABS  | 15-1568             | 48           | 21      | 21 | 48,5 | 75,1 | 52   |      |     |     |     |     |    |     | 4a | 2  |   |
|  |  | 03-   |   | ●   |   | -ABS                | 15-1629      |         | 21 | 21   | 48,5 | 75,1 | 52   |     |     |     |     |    |     |    | 4a | 2 |
|  |   | 10/03-  | L   |   |   | +ABS, M/T, G.Box:MA | 17-1025      | 48      | 21 |      | 22   | 75   | 76,5 | 32  | -   | 65  | 610 |    |     |    |    |   |
|  |  | 10/03-  | R   |   |   | +ABS, M/T, G.Box:MA | 17-1026      | 48      | 21 |      | 22   | 75   | 76,5 | 32  | -   | 330 | 885 |    |     |    |    |   |
|  |   | 1.4 HDi (50-51 kW) Eng. 8HX/8HZ(DV4TD)  |  | 9/01-   |   | ●                   | +ABS         | 13-0264 |    |      |      | 28   | 74   | 115 |     |     |     |    |     |    |    |   |
| 9/01-  |   | ●   |   |   | +ABS  | 15-1382             | 48           | 21      | 22 | 50   | 80,8 | 52   |      |     |     |     |     |    |     | 4a | 2  |   |
|  |  | 9/01-   | L   |   |   | +ABS                | 17-0385      | 48      | 21 |      | 79   |      |      |     | 86  |     | 604 | s3 |     |    |    |   |
|  |   | 9/01-   | L   |   |   | -ABS                | 17-0383      |         | 21 |      | 79   |      |      |     | 86  |     | 604 | s3 |     |    |    |   |
|  |  | 9/01-   | R   |   |   | +ABS                | 17-0382      | 48      | 21 |      | 22   | 79   | 76,5 | 32  | 86  | 317 | 887 | s4 |     |    |    |   |
|  |   | 9/01-   | R   |   |   | -ABS                | 17-0380      |         | 21 |      | 22   | 79   | 76,5 | 32  | 86  | 317 | 887 | s4 |     |    |    |   |

| 206 (2A/C), SW '98-'06                        |    | L/R        |  |  | NOTE      | METELLI ref.                      | ABS     | A  | B  | C    | D    | E    | F    | H  | I    | L    | M   | Fig |  |
|---|---|------------|---|---|-----------|-----------------------------------|---------|----|----|------|------|------|------|----|------|------|-----|-----|--|
| 1.6 (Exc. SW) (65 kW) Eng. NFZ(TU5JP)         |    | 9/98-12/00 |   | ●   | +ABS, M/T | 13-0264                           |         |    |    | 28   | 74   | 115  |      |    |      |      |     |     |  |
|   |    | 9/98-12/00 |   | ●   | +ABS, M/T | 15-1382                           | 48      | 21 | 22 | 50   | 80,8 | 52   |      |    |      |      | 4a  | 2   |  |
|   |    | 9/98-12/00 | L   |   |           | +ABS                              | 17-0385 | 48 | 21 |      |      | 79   |      |    | 86   |      | 604 | s3  |  |
|   |   | 9/98-12/00 | L   |   |           | -ABS                              | 17-0383 |    | 21 |      |      | 79   |      |    | 86   |      | 604 | s3  |  |
|   |   | 9/98-12/00 | R   |   |           | +ABS                              | 17-0382 | 48 | 21 |      | 22   | 79   | 76,5 | 32 | 86   | 317  | 887 | s4  |  |
|   |   | 9/98-12/00 | R   |   |           | -ABS                              | 17-0380 |    | 21 |      | 22   | 79   | 76,5 | 32 | 86   | 317  | 887 | s4  |  |
| 1.6 16v, Cabrio (80-87 kW) Eng. NFU(TU5JP4)   |    | 00-        |   | ●   | +ABS      | 13-0315                           |         |    |    | 31   | 75   | 115  |      |    |      |      |     |     |  |
|   |    | 00-        |   | ●   | +ABS      | 15-1572                           | 48      | 25 | 22 | 58,5 | 79,1 | 47,5 |      |    |      |      | 11a | 2   |  |
|   |    | 00-        | L   |   |           | +ABS, G.Box:MA77                  | 17-0562 | 48 | 25 |      |      | 79   |      |    | 79   |      | 597 |     |  |
|   |   | 00-        | L   |   |           | -ABS, G.Box:MA77                  | 17-0560 |    | 25 |      |      | 79   |      |    | 79   |      | 597 |     |  |
|   |   | 00-        | R   |   |           | +ABS, G.Box:MA77                  | 17-0563 | 48 | 25 |      |      | 79   |      |    | 79   |      | 879 |     |  |
|   |   | 00-        | R   |   |           | -ABS, G.Box:MA77                  | 17-0561 |    | 25 |      |      | 79   |      |    | 79   |      | 879 |     |  |
| 1.6 HDi 16v FAP (80 kW) Eng. 9HY/9HZ(DV6TED4) |    | 04-        |   | ●   | +ABS      | 13-0511                           |         |    |    | 34,9 | 84   | 119  |      |    |      |      |     |     |  |
|   |    | 04-        |   | ●   | +ABS      | 15-1569                           | 48      | 25 | 34 | 58,5 | 86   | 46,5 |      |    |      |      | 11a | 2   |  |
|   |    | 04-        | L   |   |           | +ABS                              | 17-0393 | 48 | 25 |      | 24   | 90   | 81   | 33 | 80   | 61,5 | 592 | s5  |  |
|   |   | 04-        | L   |   |           | +ABS, M/T, G.Box:BE4R, Ø ABS 99mm | 17-1022 | 48 | 25 |      | 24   | 90   | 81   | 33 | 80   | 69,5 | 600 |     |  |
|   |   | 04-        | L   |   |           | -ABS, M/T, G.Box:BE4R, Ø ABS 99mm | 17-1021 |    | 25 |      | 24   | 90   | 81   | 33 | 80   | 69,5 | 600 |     |  |
|   |   | 04-        | R   |   |           | +ABS                              | 17-0394 | 48 | 25 |      | 24   | 90   | 81   | 33 | 80   | 336  | 891 | s6  |  |
|   |   | 04-        | R   |   |           | +ABS, M/T, G.Box:BE4R, Ø ABS 99mm | 17-0394 | 48 | 25 |      | 24   | 90   | 81   | 33 | 80   | 336  | 891 | s6  |  |
|   |   | 04-        | R   |   |           | -ABS, M/T, G.Box:BE4R, Ø ABS 99mm | 17-0392 |    | 25 |      | 24   | 90   | 81   | 33 | 80   | 336  | 891 | s6  |  |
| 1.9 D (Exc. SW) (51 kW) Eng. WJZ/ WJY(DW8/ B) |  | 9/98-      | L   |   | +ABS      | 17-0389                           | 48      | 21 |    | 24   | 90   | 81   |      | 86 | 69,5 | 604  | s5  |     |  |
|   |   | 9/98-      | L   |   |           | -ABS                              | 17-0387 |    | 21 |      | 24   | 90   | 81   |    | 86   | 69,5 | 604 | s5  |  |
|   |   | 9/98-      | R   |   |           | +ABS                              | 17-0390 | 48 | 21 |      | 24   | 90   | 81   |    | 86   | 336  | 903 | s6  |  |
|   |   | 9/98-      | R   |   |           | -ABS                              | 17-0388 |    | 21 |      | 24   | 90   | 81   |    | 86   | 336  | 903 | s6  |  |
| 2.0 16v (Exc. SW) (99 kW) Eng. RFR(DEW10J4)   |  | 4/99-      |   | ●   | +ABS      | 13-0511                           |         |    |    | 34,9 | 84   | 119  |      |    |      |      |     |     |  |
|   |  | 4/99-      |   | ●   | +ABS      | 15-1569                           | 48      | 25 | 34 | 58,5 | 86   | 46,5 |      |    |      |      | 11a | 2   |  |
|   |  | 4/99-10/00 | L   |   |           | +ABS                              | 17-0393 | 48 | 25 |      | 24   | 90   | 81   | 33 | 80   | 61,5 | 592 | s5  |  |
|   |   | 4/99-10/00 | L   |   |           | -ABS                              | 17-0391 |    | 25 |      | 24   | 90   | 81   | 33 | 80   | 61,5 | 592 | s5  |  |
|   |   | 4/99-10/00 | R   |   |           | +ABS                              | 17-0394 | 48 | 25 |      | 24   | 90   | 81   | 33 | 80   | 336  | 891 | s6  |  |
|   |   | 4/99-10/00 | R   |   |           | -ABS                              | 17-0392 |    | 25 |      | 24   | 90   | 81   | 33 | 80   | 336  | 891 | s6  |  |
| 2.0 16v, Cabrio (100 kW) Eng. RFN(EW10J4)     |  | 00-        |   | ●   | +ABS      | 13-0511                           |         |    |    | 34,9 | 84   | 119  |      |    |      |      |     |     |  |
|   |  | 00-        |   | ●   | +ABS      | 15-1569                           | 48      | 25 | 34 | 58,5 | 86   | 46,5 |      |    |      |      | 11a | 2   |  |



























| <b>206 (2A/C), SW '98-'06</b>               |   |    | L/R |    |    | NOTE             | METELLI ref.                                 | ABS            | A  | B  | C    | D    | E    | F  | H   | I   | L    | M   | Fig |   |
|---|---|---|-----|---|---|------------------|--|----------------|----|----|------|------|------|----|-----|-----|------|-----|-----|---|
| 2.0 HDi (66 kW) Eng. RHY(DW10TD)            |    | 99-   |     | ●   |   | +ABS             | <b>13-0511</b>                               |                |    |    | 34,9 | 84   | 119  |    |     |     |      |     |     |   |
|   |    | 99-   |     | ●   |   | +ABS             | <b>15-1569</b>                               | 48             | 25 | 34 | 58,5 | 86   | 46,5 |    |     |     |      | 11a | 2   |   |
|   |    | 4/99-   | L   |   |   |                  | +ABS, M/T, Ch -08792                         | <b>17-0393</b> | 48 | 25 |      | 24   | 90   | 81 | 33  | 80  | 61,5 | 592 | s5  |   |
|   |   | 4/99-   | L   |   |   |                  | +ABS, M/T, Ch 08793-, G.Box:BE4R, Ø ABS 99mm | <b>17-1022</b> | 48 | 25 |      | 24   | 90   | 81 | 33  | 80  | 69,5 | 600 |     |   |
|   |   | 4/99-   | L   |   |   |                  | -ABS, M/T, Ch -08792, G.Box:BE4R             | <b>17-0391</b> |    | 25 |      | 24   | 90   | 81 | 33  | 80  | 61,5 | 592 | s5  |   |
|   |   | 4/99-   | L   |   |   |                  | -ABS, M/T, Ch 08793-, G.Box:BE4R, Ø ABS 99mm | <b>17-1021</b> |    | 25 |      | 24   | 90   | 81 | 33  | 80  | 69,5 | 600 |     |   |
|   |   | 4/99-   | R   |   |   |                  | +ABS, M/T, Ch -08792                         | <b>17-0394</b> | 48 | 25 |      | 24   | 90   | 81 | 33  | 80  | 336  | 891 | s6  |   |
|   |   | 4/99-   | R   |   |   |                  | +ABS, M/T, Ch 08793-, G.Box:BE4R, Ø ABS 99mm | <b>17-0394</b> | 48 | 25 |      | 24   | 90   | 81 | 33  | 80  | 336  | 891 | s6  |   |
|   |   | 4/99-   | R   |   |   |                  | -ABS, M/T, Ch -08792, G.Box:BE4R             | <b>17-0392</b> |    | 25 |      | 24   | 90   | 81 | 33  | 80  | 336  | 891 | s6  |   |
| 4/99-                                       | R   |   |     |   | -ABS, M/T, Ch 08793-, G.Box:BE4R, Ø ABS 99mm  | <b>17-0392</b>   |  | 25             |    | 24 | 90   | 81   | 33   | 80 | 336 | 891 | s6   |     |     |   |
| 2.0 RC (Exc. SW) (130 kW) Eng. RFK(EW10J4S) |    | 03-   |     | ●   |   | +ABS             | <b>13-0511</b>                               |                |    |    | 34,9 | 84   | 119  |    |     |     |      |     |     |   |
|   |    | 03-   |     | ●   |   | +ABS             | <b>15-1569</b>                               | 48             | 25 | 34 | 58,5 | 86   | 46,5 |    |     |     |      | 11a | 2   |   |
| <b>206 Plus (T3E) '09-</b>                  |   |    | L/R |    |    | NOTE             | METELLI ref.                                 | ABS            | A  | B  | C    | D    | E    | F  | H   | I   | L    | M   | Fig |   |
| 1.1 (44 kW) Eng. HFX(TU1A/TU1JP)            |    | 09-   |     | ●   |   | +ABS             | <b>13-0491</b>                               |                |    |    | 20   | 68   | 100  |    |     |     |      |     |     |   |
|   |    | 09-   |     | ●   |   | +ABS             | <b>15-1720</b>                               | 48             | 21 | 21 | 48,5 | 75,1 | 52   |    |     |     |      | 4a  | 2   |   |
| 1.4 HDi (50 kW) Eng. 8HX/8HZ(DV4TD)         |    | 09-   |     | ●   |   | +ABS             | <b>13-0491</b>                               |                |    |    | 20   | 68   | 100  |    |     |     |      |     |     |   |
|   |    | 09-   |     | ●   |   | +ABS             | <b>15-1720</b>                               | 48             | 21 | 21 | 48,5 | 75,1 | 52   |    |     |     |      | 4a  | 2   |   |
| 1.4i (55 kW) Eng. KfV/KFW(TU3A)             |    | 09-   |     | ●   |   | +ABS             | <b>13-0491</b>                               |                |    |    | 20   | 68   | 100  |    |     |     |      |     |     |   |
|   |    | 09-   |     | ●   |   | +ABS             | <b>15-1720</b>                               | 48             | 21 | 21 | 48,5 | 75,1 | 52   |    |     |     |      | 4a  | 2   |   |
| <b>207, SW (WA, WC, WD, WK) '06-</b>        |   |  | L/R |  |  | NOTE             | METELLI ref.                                 | ABS            | A  | B  | C    | D    | E    | F  | H   | I   | L    | M   | Fig |   |
| 1.4 (53 kW) Eng. KFV(TU3JP)                 |  | 4/06-   | L   | ●   |   | Differenziale 77 | <b>13-0382</b>                               |                |    |    | 22   | 76   | 113  |    |     |     |      |     |     |   |
|   |   | 4/06-   | R   | ●   |   | Differenziale 77 | <b>13-0429</b>                               |                |    |    | 28   | 74   | 115  |    |     |     |      |     |     |   |
|   |  | 4/06-   | L   | ●   |   | Differenziale 77 | <b>15-1560</b>                               |                | 21 | 22 | 48,6 | 79,2 | 52   |    |     |     |      |     | 4a  | 2 |
|   |   | 4/06-   | R   | ●   |   | Differenziale 77 | <b>15-1649</b>                               |                | 21 | 22 | 48,6 | 79,2 | 52   |    |     |     |      |     | 4a  | 2 |
| 1.4 (55 kW) Eng. KFW(TU3A)                  |  | 08-   |     | ●   |   |                  | <b>13-0382</b>                               |                |    |    | 22   | 76   | 113  |    |     |     |      |     |     |   |
|   |  | 08-   |     | ●   |   |                  | <b>15-1560</b>                               |                | 21 | 22 | 48,6 | 79,2 | 52   |    |     |     |      | 4a  | 2   |   |
| 1.4 16v (65 kW) Eng. KFU(ET3J4)             |  | 4/06-   | L   | ●   |   | Differenziale 77 | <b>13-0382</b>                               |                |    |    | 22   | 76   | 113  |    |     |     |      |     |     |   |
|   |   | 4/06-   | R   | ●   |   | Differenziale 77 | <b>13-0429</b>                               |                |    |    | 28   | 74   | 115  |    |     |     |      |     |     |   |
|   |  | 4/06-   | L   | ●   |   | Differenziale 77 | <b>15-1560</b>                               |                | 21 | 22 | 48,6 | 79,2 | 52   |    |     |     |      |     | 4a  | 2 |
|   |   | 4/06-   | R   | ●   |   | Differenziale 77 | <b>15-1649</b>                               |                | 21 | 22 | 48,6 | 79,2 | 52   |    |     |     |      |     | 4a  | 2 |







































| 208 '12-  |   |    | L/R |    |    | NOTE                | METELLI ref. | ABS | A  | B  | C    | D    | E    | F  | H  | I  | L   | M   | Fig |
|---|---|---|-----|---|--|---------------------|--------------|-----|----|----|------|------|------|----|----|----|-----|-----|-----|
| 1.6 THP (115 kW) Eng. EP6CDT                      |    | 12-   |     | •   |  |                     | 13-0511      |     |    |    | 34,9 | 84   | 119  |    |    |    |     |     |     |
|   |    | 12-   |     | •   |  |                     | 15-1675      |     | 25 | 34 | 58,5 | 86   | 46,5 |    |    |    |     | 11a | 2   |
| 3008 '09-   |   |    | L/R |    |    | NOTE                | METELLI ref. | ABS | A  | B  | C    | D    | E    | F  | H  | I  | L   | M   | Fig |
| 1.6 16v THP (110 kW) Eng. 5FX(EP6DT)              |    | 09-   |     | •   |  | 6Sp, G.Box: MC;EGS6 | 13-0511      |     |    |    | 34,9 | 84   | 119  |    |    |    |     |     |     |
|   |   | 09-   |     | •   |  | 6Sp, G.Box: ML      | 13-0483      |     |    |    | 25   | 90   | 107  |    |    |    |     |     |     |
|   |    | 09-   |     | •   |  | 6Sp, G.Box: MC;EGS6 | 15-1675      |     | 25 | 34 | 58,5 | 86   | 46,5 |    |    |    |     | 11a | 2   |
|   |   | 09-   |     | •   |  | 6Sp, G.Box: ML      | 15-1711      |     | 25 | 39 | 58,4 | 94,9 | 88,7 |    |    |    |     | 11a | 2   |
| 1.6 16v Vti (88 kW) Eng. EP6                      |    | 09-   |     | •   |  | 6Sp, G.Box: MC;EGS6 | 13-0511      |     |    |    | 34,9 | 84   | 119  |    |    |    |     |     |     |
|   |   | 09-   |     | •   |  | 6Sp, G.Box: ML      | 13-0483      |     |    |    | 25   | 90   | 107  |    |    |    |     |     |     |
|   |    | 09-   |     | •   |  | +ABS, 5Sp           | 13-0504      |     |    |    | 34,9 | 84   | 119  |    |    |    |     |     |     |
|   |   | 09-   |     | •   |  | 6Sp, G.Box: MC;EGS6 | 15-1675      |     | 25 | 34 | 58,5 | 86   | 46,5 |    |    |    |     | 11a | 2   |
|   |    | 09-   |     | •   |  | 6Sp, G.Box: ML      | 15-1711      |     | 25 | 39 | 58,4 | 94,9 | 88,7 |    |    |    |     | 11a | 2   |
|   |   | 09-   |     | •   |  | +ABS, 5Sp           | 15-1585      | 48  | 25 | 34 | 58,5 | 86   | 46,5 |    |    |    |     | 11a | 2   |
| 1.6 HDi (80-82 kW) Eng. DV6C/ DV6TED4             |    | 09-   |     | •   |  |                     | 13-0511      |     |    |    | 34,9 | 84   | 119  |    |    |    |     |     |     |
|   |    | 09-   |     | •   |  |                     | 15-1675      |     | 25 | 34 | 58,5 | 86   | 46,5 |    |    |    |     | 11a | 2   |
| 1.6 THP (115 kW) Eng. 5FV(EP6CDT)                 |    | 09-   |     | •   |  | 6Sp, G.Box: MC;EGS6 | 13-0511      |     |    |    | 34,9 | 84   | 119  |    |    |    |     |     |     |
|   |   | 09-   |     | •   |  | 6Sp, G.Box: ML      | 13-0483      |     |    |    | 25   | 90   | 107  |    |    |    |     |     |     |
|   |    | 09-   |     | •   |  | 6Sp, G.Box: MC;EGS6 | 15-1675      |     | 25 | 34 | 58,5 | 86   | 46,5 |    |    |    |     | 11a | 2   |
|   |   | 09-   |     | •   |  | 6Sp, G.Box: ML      | 15-1711      |     | 25 | 39 | 58,4 | 94,9 | 88,7 |    |    |    |     | 11a | 2   |
| 2.0 HDi (110 kW) Eng. DW10CTED4                   |    | 09-   |     | •   |  | 6Sp, G.Box: MC;EGS6 | 13-0511      |     |    |    | 34,9 | 84   | 119  |    |    |    |     |     |     |
|   |   | 09-   |     | •   |  | 6Sp, G.Box: MC;EGS6 | 15-1675      |     | 25 | 34 | 58,5 | 86   | 46,5 |    |    |    |     | 11a | 2   |
| 2.0 HDi (120 kW) Eng. DW10CTED4                   |  | 09-   |     | •   |  |                     | 13-0483      |     |    |    | 25   | 90   | 107  |    |    |    |     |     |     |
|   |  | 09-   |     | •   |  |                     | 15-1711      |     | 25 | 39 | 58,4 | 94,9 | 88,7 |    |    |    |     | 11a | 2   |
| 305 I (581A) '77-'82                              |   |  | L/R |  |  | NOTE                | METELLI ref. | ABS | A  | B  | C    | D    | E    | F  | H  | I  | L   | M   | Fig |
| 1.3, Break (40-44-48-51 kW) Eng. 118(XL5/ S/ XK5) |  | 77-9/82   | L/R |   |  | M/T, G.Box:BB8      | 17-0097      |     | 23 |    | 23   | 86,5 | 77,5 | 34 | 83 | 63 | 730 | s3  |     |
| 1.5 D, Break (32-36 kW) Eng. 149(XID)             |  | 77-82   | L/R |   |  |                     | 17-0097      |     | 23 |    | 23   | 86,5 | 77,5 | 34 | 83 | 63 | 730 | s3  |     |
| 1.5, Break (54 kW) Eng. 142(XR5A/ S)              |  | 11/79-9/82  | L/R |   |  | M/T, G.Box:BB8      | 17-0097      |     | 23 |    | 23   | 86,5 | 77,5 | 34 | 83 | 63 | 730 | s3  |     |
















| 305 II (581M/E), Break '82-'90                |    | L/R        |  |  | NOTE               | METELLI ref. | ABS | A  | B  | C    | D    | E    | F  | H    | I    | L   | M   | Fig |   |
|---|---|------------|---|---|--------------------|--------------|-----|----|----|------|------|------|----|------|------|-----|-----|-----|---|
| 1.3 (44-51 kW) Eng. 118(XL5/ S)               |    | 10/82-8/85 |   | ●   | M/T, G.Box:BB8     | 13-0019      |     |    |    | 20   | 80   | 107  |    |      |      |     |     |     |   |
|   |    | 10/82-8/85 |   | ●   | M/T, G.Box:BB8     | 15-1015      |     | 25 | 22 | 55,3 | 84   | 46   |    |      |      |     |     | 11a | 2 |
|   |    | 85-85      | L/R   |   |                    | 17-0616      |     | 25 |    | 23   | 86,5 | 71,5 | 30 | 78,5 | 63,5 | 735 | s16 |     |   |
| 1.5 (50 kW) Eng. 142(XR5)                     |    | 85-90      |   | ●   | M/T+A/T, G.Box:BB8 | 13-0019      |     |    |    | 20   | 80   | 107  |    |      |      |     |     |     |   |
|   |    | 85-90      |   | ●   | M/T+A/T, G.Box:BB8 | 15-1015      |     | 25 | 22 | 55,3 | 84   | 46   |    |      |      |     |     | 11a | 2 |
|   |    | 85-90      | L   |   | A/T                | 17-0023      |     | 25 |    | 24   | 84   | 81   | 33 | 80   | 70   | 591 | s5  |     |   |
|   |   | 85-90      | R   |   | A/T                | 17-0024      |     | 25 |    |      | 84   |      |    |      | 80   |     | 867 | s6  |   |
| 1.5 (54 kW) Eng. 142(XR5A/ S)                 |    | 82-85      |   | ●   | M/T+A/T, G.Box:BB8 | 13-0019      |     |    |    | 20   | 80   | 107  |    |      |      |     |     |     |   |
|   |    | 82-85      |   | ●   | M/T+A/T, G.Box:BB8 | 15-1015      |     | 25 | 22 | 55,3 | 84   | 46   |    |      |      |     |     | 11a | 2 |
|   |    | 82-8/84    | L   |   | A/T                | 17-0023      |     | 25 |    | 24   | 84   | 81   | 33 | 80   | 70   | 591 | s5  |     |   |
|   |   | 82-8/84    | R   |   | A/T                | 17-0024      |     | 25 |    |      | 84   |      |    |      | 80   |     | 867 | s6  |   |
|   |   | 82-85      | L/R   |   | M/T                | 17-0616      |     | 25 |    | 23   | 86,5 | 71,5 | 30 | 78,5 | 63,5 | 735 | s16 |     |   |
| 1.6 (54 kW) Eng. BAZ(XU5CP)                   |    | 86-88      |   | ●   | M/T, G.Box:BE1     | 13-0019      |     |    |    | 20   | 80   | 107  |    |      |      |     |     |     |   |
|   |    | 86-88      |   | ●   | M/T, G.Box:BE1     | 15-1015      |     | 25 | 22 | 55,3 | 84   | 46   |    |      |      |     |     | 11a | 2 |
|   |    | 86-88      | L   |   | G.Box:BE1          | 17-0023      |     | 25 |    | 24   | 84   | 81   | 33 | 80   | 70   | 591 | s5  |     |   |
|   |   | 86-88      | R   |   | G.Box:BE1          | 17-0024      |     | 25 |    |      | 84   |      |    |      | 80   |     | 867 | s6  |   |
| 1.6 (55 kW) Eng. B1A(XU51C)                   |    | 82-88      |   | ●   | M/T, G.Box:BE1     | 13-0019      |     |    |    | 20   | 80   | 107  |    |      |      |     |     |     |   |
|   |    | 82-88      |   | ●   | M/T, G.Box:BE1     | 15-1015      |     | 25 | 22 | 55,3 | 84   | 46   |    |      |      |     |     | 11a | 2 |
|   |    | 82-88      | L   |   | G.Box:BE1          | 17-0023      |     | 25 |    | 24   | 84   | 81   | 33 | 80   | 70   | 591 | s5  |     |   |
|   |   | 82-88      | R   |   | G.Box:BE1          | 17-0024      |     | 25 |    |      | 84   |      |    |      | 80   |     | 867 | s6  |   |
| 1.6 (66 kW) Eng. 171(XU5S)                    |   | 82-84      |   | ●   | M/T, G.Box:BE1     | 13-0019      |     |    |    | 20   | 80   | 107  |    |      |      |     |     |     |   |
|   |  | 82-84      |   | ●   | M/T, G.Box:BE1     | 15-1015      |     | 25 | 22 | 55,3 | 84   | 46   |    |      |      |     |     | 11a | 2 |
| 1.6 (Exc. Break) (69 kW) Eng. 171B(XU5S)      |  | 10/82-7/88 |   | ●   | M/T, G.Box:BE1     | 13-0019      |     |    |    | 20   | 80   | 107  |    |      |      |     |     |     |   |
|   |  | 10/82-7/88 |   | ●   | M/T, G.Box:BE1     | 15-1015      |     | 25 | 22 | 55,3 | 84   | 46   |    |      |      |     |     | 11a | 2 |
| 1.9 (72 kW) Eng. DFZ(XU9J1)                   |  | 87-98      | L   |   | G.Box:BE1/3        | 17-0021      |     | 25 |    | 24   | 90   | 76,5 | 33 | 80   | 69,5 | 567 | s5  |     |   |
| 1.9 D (47 kW) Eng. 162/ D9A(XUD9)/ DJZ(XUD9Y) |  | 82-88      |   | ●   | M/T, G.Box:BE1     | 13-0019      |     |    |    | 20   | 80   | 107  |    |      |      |     |     |     |   |
|   |  | 82-88      |   | ●   | M/T, G.Box:BE1     | 15-1015      |     | 25 | 22 | 55,3 | 84   | 46   |    |      |      |     |     | 11a | 2 |
|   |  | 82-88      | L   |   | G.Box:BE1          | 17-0023      |     | 25 |    | 24   | 84   | 81   | 33 | 80   | 70   | 591 | s5  |     |   |
|   |   | 82-88      | R   |   | G.Box:BE1          | 17-0024      |     | 25 |    |      | 84   |      |    |      | 80   |     | 867 | s6  |   |






















| 306 (7B, N3) '93-'00                            |    | L/R      |  |  | NOTE                             | METELLI ref.                | ABS     | A  | B  | C    | D    | E    | F    | H  | I    | L    | M   | Fig |   |  |
|---|---|----------|---|---|----------------------------------|-----------------------------|---------|----|----|------|------|------|------|----|------|------|-----|-----|---|--|
| 1.1 (44 kW) Eng. HDZ(TU1M/ MZ)                  |    | 93-      |   | ●   | +ABS, ABS:Bendix                 | 13-0146                     |         |    |    | 23   | 88   | 101  |      |    |      |      |     |     |   |  |
|   |    | 93-      |   | ●   | +ABS, ABS:Bendix                 | 15-1208                     | 48      | 25 | 23 | 55,3 | 87   | 46   |      |    |      |      |     | 11a | 2 |  |
|   |    | 93-      | L   |   |                                  | +ABS, G.Box:MA, ABS: Bendix | 17-0064 | 48 | 25 |      | 22   | 84   | 71,5 | 30 | 80   | 65   | 615 | s3  |   |  |
|   |   | 93-      | L   |   |                                  | +ABS, G.Box:MA, ABS:Bosch   | 17-0066 | 29 | 25 |      | 22   | 84   | 71,5 | 30 | 79   | 65   | 615 | s3  |   |  |
|   |   | 93-      | L   |   |                                  | -ABS, M/T, G.Box:MA         | 17-0062 |    | 21 |      | 22   | 86,5 | 71,5 | 30 | 76,5 | 65   | 615 | s3  |   |  |
|   |   | 93-      | R   |   |                                  | +ABS, G.Box:MA, ABS: Bendix | 17-0065 | 48 | 25 |      | 22   | 84   | 71,5 | 30 | 80   | 328  | 878 | s4  |   |  |
|   |   | 93-      | R   |   |                                  | +ABS, G.Box:MA, ABS:Bosch   | 17-0067 | 29 | 25 |      | 22   | 84   | 71,5 | 30 | 79   | 328  | 878 | s4  |   |  |
|   |   | 93-      | R   |   |                                  | -ABS, M/T, G.Box:MA         | 17-0063 |    | 21 |      | 22   | 86,5 | 69,8 |    | 75,8 | 328  | 877 | s4  |   |  |
| 1.4 SL (55 kW) Eng. KFW/ KFX(TU3JP)/ KDX(TU3MC) |    | 93-      |   | ●   | +ABS                             | 13-0146                     |         |    |    | 23   | 88   | 101  |      |    |      |      |     |     |   |  |
|   |    | 93-      |   | ●   | +ABS                             | 15-1208                     | 48      | 25 | 23 | 55,3 | 87   | 46   |      |    |      |      |     | 11a | 2 |  |
|   |    | 93-      | L   |   |                                  | M/T, G.Box:MA               | 17-0062 |    | 21 |      | 22   | 86,5 | 71,5 | 30 | 76,5 | 65   | 615 | s3  |   |  |
|   |   | 93-      | L   |   |                                  | +ABS, G.Box:MA              | 17-0064 | 48 | 25 |      | 22   | 84   | 71,5 | 30 | 80   | 65   | 615 | s3  |   |  |
|   |   | 93-      | L   |   |                                  | +ABS, G.Box:MA, ABS:Bosch   | 17-0066 | 29 | 25 |      | 22   | 84   | 71,5 | 30 | 79   | 65   | 615 | s3  |   |  |
|   |   | 93-      | R   |   |                                  | M/T, G.Box:MA               | 17-0063 |    | 21 |      | 22   | 86,5 | 69,8 |    | 75,8 | 328  | 877 | s4  |   |  |
|   |   | 93-      | R   |   |                                  | +ABS, G.Box:MA              | 17-0065 | 48 | 25 |      | 22   | 84   | 71,5 | 30 | 80   | 328  | 878 | s4  |   |  |
|   |   | 93-      | R   |   |                                  | +ABS, G.Box:MA, ABS:Bosch   | 17-0067 | 29 | 25 |      | 22   | 84   | 71,5 | 30 | 79   | 328  | 878 | s4  |   |  |
| 1.6 SR (65-66 kW) Eng. NFZ(TU5JP)               |    | 93-      |   | ●   | +ABS, M/T, G.Box:MAR             | 13-0146                     |         |    |    | 23   | 88   | 101  |      |    |      |      |     |     |   |  |
|   |    | 93-      |   | ●   | +ABS, M/T, G.Box:MAR             | 15-1208                     | 48      | 25 | 23 | 55,3 | 87   | 46   |      |    |      |      |     | 11a | 2 |  |
|   |   | 93-      | L   |   |                                  | +ABS, G.Box:MAR, ABS: 29    | 17-0072 | 29 | 25 |      | 22   | 84   | 71,5 | 30 | 79   | 58,5 | 608 | s3  |   |  |
|   |   | 93-      | L   |   |                                  | +ABS, G.Box:MAR, ABS: 48    | 17-0070 | 48 | 25 |      | 22   | 84   | 71,5 | 30 | 80   | 58,5 | 608 | s3  |   |  |
|   |   | 93-      | L   |   |                                  | -ABS, G.Box:MAR             | 17-0068 |    | 25 |      | 22   | 84   | 71,5 | 30 | 80   | 58,5 | 608 | s3  |   |  |
|   |   | 93-      | R   |   |                                  | +ABS, G.Box:MAR, ABS: 29    | 17-0067 | 29 | 25 |      | 22   | 84   | 71,5 | 30 | 79   | 328  | 878 | s4  |   |  |
|   |   | 93-      | R   |   |                                  | +ABS, G.Box:MAR, ABS: 48    | 17-0796 | 48 | 25 |      | 22   | 87   | 69,5 |    | 79,2 | 333  | 877 | s4  |   |  |
|   |   | 93-      | R   |   |                                  | -ABS, G.Box:MAR             | 17-0069 |    | 25 |      | 22   | 84   | 71,5 | 30 | 80   | 333  | 878 | s4  |   |  |
| 1.8 (74 kW) Eng. LFZ(XU7JP)                     |  | 93-      |   | ●   | +ABS, M/T, G.Box:BE3             | 13-0116                     |         |    |    | 23   | 88   | 101  |      |    |      |      |     |     |   |  |
|   |   | 93-12/94 |   | ●   | +ABS, M/T, G.Box:BE3, ABS:Bosch  | 13-0146                     |         |    |    | 23   | 88   | 101  |      |    |      |      |     |     |   |  |
|   |  | 93-      |   | ●   | +ABS, M/T, G.Box:BE3, ABS:Bendix | 15-1176                     | 48      | 25 | 34 | 55,3 | 89,9 | 46   |      |    |      |      |     | 11a | 2 |  |
|   |   | 93-12/94 |   | ●   | +ABS, M/T, G.Box:BE3, ABS:Bosch  | 15-1175                     | 29      | 25 | 23 | 55,3 | 87   | 46   |      |    |      |      |     | 11a | 2 |  |
|   |  | 95-      |   | ●   | +ABS, M/T, G.Box:BE3, ABS:Bosch  | 15-1216                     | 29      | 25 | 34 | 55,3 | 87   | 46   |      |    |      |      |     | 11a | 2 |  |
|   |   | 93-      | L   |   |                                  | +ABS, G.Box:BE3, ABS:Bosch  | 17-0558 | 29 | 25 |      | 24   | 88   | 81   | 33 | 80   | 70   | 605 | s5  |   |  |
|   |   | 93-      | L   |   |                                  | -ABS, G.Box:BE3             | 17-0058 |    | 25 |      | 24   | 84   | 81   | 33 | 80   | 69,5 | 607 | s5  |   |  |
|   |   | 93-      | R   |   |                                  | +ABS, G.Box:BE3, ABS:Bosch  | 17-0565 | 29 | 25 |      |      | 88   |      |    | 79   |      | 888 |     |   |  |
| 93-   |   | R        |   |   | -ABS, G.Box:BE3                  | 17-0059                     |         | 25 |    | 24   | 84   | 81   | 33   | 80 | 350  | 885  | s6  |     |   |  |
|   |   |          |   |   |                                  |                             |         |    |    |      |      |      |      |    |      |      |     |     |   |  |

















PEUGEOT





















| 306 (7B, N3) '93-'00                |    | L/R      |  |  | NOTE                        | METELLI ref.               | ABS     | A  | B  | C    | D    | E    | F  | H  | I   | L    | M   | Fig |     |   |
|-------------------------------------|---|----------|---|---|-----------------------------|----------------------------|---------|----|----|------|------|------|----|----|-----|------|-----|-----|-----|---|
| 1.8 16v (81 kW) Eng. LFY(XU7JP4)    |    | 97-      |   | ●   | +ABS                        | 13-0511                    |         |    |    | 34,9 | 84   | 119  |    |    |     |      |     |     |     |   |
|                                     |    | 97-      |   | ●   | +ABS                        | 15-1571                    | 29      | 25 | 34 | 58,5 | 86   | 46,5 |    |    |     |      |     | 11a | 2   |   |
| 1.8 D (43 kW) Eng. A9A(XUD7)        |    | 93-      |   | ●   | +ABS, G.Box:BE3, ABS:Bendix | 13-0116                    |         |    |    | 23   | 88   | 101  |    |    |     |      |     |     |     |   |
|                                     |   | 93-      |   | ●   | +ABS, G.Box:BE3, ABS:Bosch  | 13-0146                    |         |    |    | 23   | 88   | 101  |    |    |     |      |     |     |     |   |
|                                     |    | 93-      |   | ●   | +ABS, G.Box:BE3, ABS:Bendix | 15-1176                    | 48      | 25 | 34 | 55,3 | 89,9 | 46   |    |    |     |      |     |     | 11a | 2 |
|                                     |   | 93-      |   | ●   | +ABS, G.Box:BE3, ABS:Bosch  | 15-1175                    | 29      | 25 | 23 | 55,3 | 87   | 46   |    |    |     |      |     |     | 11a | 2 |
|                                     |    | 93-      | L   |   |                             | +ABS, G.Box:BE3, ABS:Bosch | 17-0558 | 29 | 25 |      | 24   | 88   | 81 | 33 | 80  | 70   | 605 | s5  |     |   |
|                                     |   | 93-      | R   |   |                             | +ABS, G.Box:BE3, ABS:Bosch | 17-0565 | 29 | 25 |      |      | 88   |    |    | 79  |      | 888 |     |     |   |
| 1.9 D (51 kW) Eng. WJZ/ WJY(DW8/ B) |    | 98-      |   | ●   | +ABS, G.Box:BE3             | 13-0116                    |         |    |    | 23   | 88   | 101  |    |    |     |      |     |     |     |   |
|                                     |    | 98-      |   | ●   | +ABS, G.Box:BE3, ABS:Bendix | 15-1176                    | 48      | 25 | 34 | 55,3 | 89,9 | 46   |    |    |     |      |     |     | 11a | 2 |
|                                     |   | 98-      |   | ●   | +ABS, G.Box:BE3, ABS:Bosch  | 15-1216                    | 29      | 25 | 34 | 55,3 | 87   | 46   |    |    |     |      |     |     | 11a | 2 |
|                                     |    | 98-      | L   |   |                             | +ABS, G.Box:BE3, ABS:Bosch | 17-0558 | 29 | 25 |      | 24   | 88   | 81 | 33 | 80  | 70   | 605 | s5  |     |   |
|                                     |   | 98-      | L   |   |                             | -ABS, G.Box:BE3            | 17-0058 |    | 25 |      | 24   | 84   | 81 | 33 | 80  | 69,5 | 607 | s5  |     |   |
|                                     |   | 98-      | R   |   |                             | +ABS, G.Box:BE3, ABS:Bosch | 17-0565 | 29 | 25 |      |      | 88   |    |    | 79  |      | 888 |     |     |   |
|                                     |   | 98-      | R   |   |                             | -ABS, G.Box:BE3            | 17-0059 |    | 25 |      | 24   | 84   | 81 | 33 | 80  | 350  | 885 | s6  |     |   |
|                                     |   |          |   |   |                             |                            |         |    |    |      |      |      |    |    |     |      |     |     |     |   |
| 1.9 D (55 kW) Eng. DHV(XUD9BSD)     |    | 98-      |   | ●   | +ABS                        | 13-0511                    |         |    |    | 34,9 | 84   | 119  |    |    |     |      |     |     |     |   |
|                                     |    | 98-      |   | ●   | +ABS                        | 15-1571                    | 29      | 25 | 34 | 58,5 | 86   | 46,5 |    |    |     |      |     | 11a | 2   |   |
| 1.9 D, SLD (47 kW) Eng. DJZ(XUD9Y)  |    | 93-      |   | ●   | +ABS, G.Box:BE3             | 13-0116                    |         |    |    | 23   | 88   | 101  |    |    |     |      |     |     |     |   |
|                                     |   | 93-12/94 |   | ●   | +ABS, G.Box:BE3, ABS:Bosch  | 13-0146                    |         |    |    | 23   | 88   | 101  |    |    |     |      |     |     |     |   |
|                                     |    | 93-      |   | ●   | +ABS, G.Box:BE3, ABS:Bendix | 15-1176                    | 48      | 25 | 34 | 55,3 | 89,9 | 46   |    |    |     |      |     |     | 11a | 2 |
|                                     |   | 93-12/94 |   | ●   | +ABS, G.Box:BE3, ABS:Bosch  | 15-1175                    | 29      | 25 | 23 | 55,3 | 87   | 46   |    |    |     |      |     |     | 11a | 2 |
|                                     |   | 95-      |   | ●   | +ABS, G.Box:BE3, ABS:Bosch  | 15-1216                    | 29      | 25 | 34 | 55,3 | 87   | 46   |    |    |     |      |     |     | 11a | 2 |
|                                     |  | 93-      | L   |   |                             | -ABS, G.Box:BE3            | 17-0058 |    | 25 |      | 24   | 84   | 81 | 33 | 80  | 69,5 | 607 | s5  |     |   |
|                                     |   | 93-      | R   |   |                             | -ABS, G.Box:BE3            | 17-0059 |    | 25 |      | 24   | 84   | 81 | 33 | 80  | 350  | 885 | s6  |     |   |
| 1.9 SLD (50-51 kW) Eng. DJY(XUD9A)  |  | -12/94   |   | ●   | +ABS, G.Box:BE3, ABS:Bosch  | 13-0146                    |         |    |    | 23   | 88   | 101  |    |    |     |      |     |     |     |   |
|                                     |   | 95-      |   | ●   | +ABS, G.Box:BE3             | 13-0116                    |         |    |    | 23   | 88   | 101  |    |    |     |      |     |     |     |   |
|                                     |  | -12/94   |   | ●   | +ABS, G.Box:BE3, ABS:Bosch  | 15-1175                    | 29      | 25 | 23 | 55,3 | 87   | 46   |    |    |     |      |     |     | 11a | 2 |
|                                     |   | 94-      |   | ●   | +ABS, G.Box:BE3, ABS:Bendix | 15-1176                    | 48      | 25 | 34 | 55,3 | 89,9 | 46   |    |    |     |      |     |     | 11a | 2 |
|                                     |   | 95-      |   | ●   | +ABS, G.Box:BE3, ABS:Bosch  | 15-1216                    | 29      | 25 | 34 | 55,3 | 87   | 46   |    |    |     |      |     |     | 11a | 2 |
|                                     |  | 94-      | L   |   |                             | +ABS, G.Box:BE3, ABS:Bosch | 17-0558 | 29 | 25 |      | 24   | 88   | 81 | 33 | 80  | 70   | 605 | s5  |     |   |
|                                     |   | 94-      | L   |   |                             | -ABS, G.Box:BE3            | 17-0058 |    | 25 |      | 24   | 84   | 81 | 33 | 80  | 69,5 | 607 | s5  |     |   |
|                                     |   | 94-      | R   |   |                             | +ABS, G.Box:BE3, ABS:Bosch | 17-0565 | 29 | 25 |      |      | 88   |    |    | 79  |      | 888 |     |     |   |
|                                     | 94-   | R        |   |   | -ABS, G.Box:BE3             | 17-0059                    |         | 25 |    | 24   | 84   | 81   | 33 | 80 | 350 | 885  | s6  |     |     |   |

| 306 (7B, N3) '93-'00               |   |  | L/R |  |  | NOTE      | METELLI ref.               | ABS     | A  | B  | C    | D    | E    | F  | H   | I   | L    | M   | Fig |     |   |
|------------------------------------|---|---|-----|---|---|-----------|----------------------------|---------|----|----|------|------|------|----|-----|-----|------|-----|-----|-----|---|
| 1.9 TD (66-68 kW) Eng. DHY(XUD9TE) |    | 93-12/94  |     | ●   |   | +/-ABS    | 13-0146                    |         |    |    | 23   | 88   | 101  |    |     |     |      |     |     |     |   |
|                                    |   | 95-   |     | ●   |   | +ABS      | 13-0116                    |         |    |    | 23   | 88   | 101  |    |     |     |      |     |     |     |   |
|                                    |    | 93-   |     | ●   |   |           | +ABS, ABS:Bendix           | 15-1176 | 48 | 25 | 34   | 55,3 | 89,9 | 46 |     |     |      |     |     | 11a | 2 |
|                                    |   | 93-   |     | ●   |   |           | -ABS                       | 15-1177 |    | 25 | 23   | 55,3 | 90   | 46 |     |     |      |     |     | 11a | 2 |
|                                    |   | 93-12/94  |     | ●   |   |           | +ABS, ABS:Bosch            | 15-1175 | 29 | 25 | 23   | 55,3 | 87   | 46 |     |     |      |     |     | 11a | 2 |
|                                    |   | 95-   |     | ●   |   |           | +ABS, ABS:Bosch            | 15-1216 | 29 | 25 | 34   | 55,3 | 87   | 46 |     |     |      |     |     | 11a | 2 |
|                                    |    | 93-   | L   |   |   |           | +ABS, G.Box:BE3, ABS:Bosch | 17-0166 | 29 | 25 |      | 24   | 88   | 81 | 33  | 80  | 61,5 | 600 | s5  |     |   |
|                                    |   | 93-   | L   |   |   |           | -ABS, G.Box:BE3            | 17-0164 |    | 25 |      | 24   | 90   | 81 | 33  | 80  | 61,5 | 600 | s5  |     |   |
|                                    |   | 93-   | R   |   |   |           | +ABS, G.Box:BE3, ABS:Bosch | 17-0167 | 29 | 25 |      | 24   | 88   | 81 | 33  | 80  | 355  | 887 | s6  |     |   |
|                                    |   | 93-   | R   |   |   |           | -ABS, G.Box:BE3            | 17-0165 |    | 25 |      | 24   | 90   | 81 | 33  | 80  | 355  | 887 | s6  |     |   |
| 2.0 16v (110 kW) Eng. RFT(XU10J4)  |    | 94-   |     | ●   |   | -ABS, M/T | 13-0146                    |         |    |    | 23   | 88   | 101  |    |     |     |      |     |     |     |   |
|                                    |   | 95-   |     | ●   |   | +ABS, M/T | 13-0116                    |         |    |    | 23   | 88   | 101  |    |     |     |      |     |     |     |   |
|                                    |    | 94-   |     | ●   |   |           | +ABS, M/T, ABS:Bendix      | 15-1176 | 48 | 25 | 34   | 55,3 | 89,9 | 46 |     |     |      |     |     | 11a | 2 |
|                                    |   | 94-   |     | ●   |   |           | -ABS, M/T                  | 15-1177 |    | 25 | 23   | 55,3 | 90   | 46 |     |     |      |     |     | 11a | 2 |
|                                    |   | 95-   |     | ●   |   |           | +ABS, M/T, ABS:Bosch       | 15-1216 | 29 | 25 | 34   | 55,3 | 87   | 46 |     |     |      |     |     | 11a | 2 |
|                                    |    | 94-   | L   |   |   |           | +ABS, G.Box:BE3, ABS:Bosch | 17-0166 | 29 | 25 |      | 24   | 88   | 81 | 33  | 80  | 61,5 | 600 | s5  |     |   |
|                                    |   | 94-   | L   |   |   |           | -ABS, G.Box:BE3            | 17-0164 |    | 25 |      | 24   | 90   | 81 | 33  | 80  | 61,5 | 600 | s5  |     |   |
|                                    |   | 94-   | R   |   |   |           | +ABS, G.Box:BE3, ABS:Bosch | 17-0167 | 29 | 25 |      | 24   | 88   | 81 | 33  | 80  | 355  | 887 | s6  |     |   |
| 94-                                | R   |   |     |   | -ABS, G.Box:BE3   | 17-0165   |                            | 25      |    | 24 | 90   | 81   | 33   | 80 | 355 | 887 | s6   |     |     |     |   |
| 2.0 16v (97 kW) Eng. RFV(XU10J4R)  |    | 97-   |     | ●   |   | +ABS      | 13-0511                    |         |    |    | 34,9 | 84   | 119  |    |     |     |      |     |     |     |   |
|                                    |   | 97-   |     | ●   |   | +ABS      | 15-1571                    | 29      | 25 | 34 | 58,5 | 86   | 46,5 |    |     |     |      |     | 11a | 2   |   |
| 2.0 HDi (66 kW) Eng. RHY(DW10TD)   |   | 99-   |     | ●   |   | +ABS      | 13-0511                    |         |    |    | 34,9 | 84   | 119  |    |     |     |      |     |     |     |   |
|                                    |   | 99-   |     | ●   |   | +ABS      | 15-1571                    | 29      | 25 | 34 | 58,5 | 86   | 46,5 |    |     |     |      |     | 11a | 2   |   |
|                                    |  | 99-   | L   |   |   |           | +ABS                       | 17-0564 | 29 | 25 |      |      | 88   |    |     | 79  |      | 601 |     |     |   |
|                                    |   | 99-   | R   |   |   |           | +ABS, ABS:Bosch            | 17-0565 | 29 | 25 |      |      | 88   |    |     | 79  |      | 888 |     |     |   |

| <b>306 (7B, N3) '93-'00</b>             |  |          | L/R   |   |   | NOTE                  | METELLI ref.               | ABS     | A  | B  | C    | D    | E    | F    | H  | I    | L    | M   | Fig |     |     |   |
|---|--|----------|-------|---|---|-----------------------|----------------------------|---------|----|----|------|------|------|------|----|------|------|-----|-----|-----|-----|---|
| 2.0 S16 (112 kW) Eng. RFY(XU10J4Z)      |  | 93-12/94 |       | ● |   | +/-ABS, M/T           | 13-0146                    |         |    |    | 23   | 88   | 101  |      |    |      |      |     |     |     |     |   |
|   |  | 95-      |       | ● |   | +ABS, M/T             | 13-0116                    |         |    |    | 23   | 88   | 101  |      |    |      |      |     |     |     |     |   |
|   |  | 93-      |       | ● |   | +ABS, M/T, ABS:Bendix | 15-1176                    | 48      | 25 | 34 | 55,3 | 89,9 | 46   |      |    |      |      |     | 11a | 2   |     |   |
|   |  | 93-      |       | ● |   | -ABS, M/T             | 15-1177                    |         | 25 | 23 | 55,3 | 90   | 46   |      |    |      |      |     |     | 11a | 2   |   |
|   |  | 93-12/94 |       | ● |   | +ABS, M/T, ABS:Bosch  | 15-1175                    | 29      | 25 | 23 | 55,3 | 87   | 46   |      |    |      |      |     |     | 11a | 2   |   |
|   |  | 95-      |       | ● |   | +ABS, M/T, ABS:Bosch  | 15-1216                    | 29      | 25 | 34 | 55,3 | 87   | 46   |      |    |      |      |     |     | 11a | 2   |   |
|   |  | 93-      | L     |   |   |                       | G.Box:BE3                  | 17-0164 |    | 25 |      | 24   | 90   | 81   | 33 | 80   | 61,5 | 600 | s5  |     |     |   |
|   |  | 93-      | L     |   |   |                       | +ABS, G.Box:BE3, ABS:Bosch | 17-0166 | 29 | 25 |      | 24   | 88   | 81   | 33 | 80   | 61,5 | 600 | s5  |     |     |   |
|   |  | 93-      | R     |   |   |                       | G.Box:BE3                  | 17-0165 |    | 25 |      | 24   | 90   | 81   | 33 | 80   | 355  | 887 | s6  |     |     |   |
|   |  | 93-      | R     |   |   |                       | +ABS, G.Box:BE3, ABS:Bosch | 17-0167 | 29 | 25 |      | 24   | 88   | 81   | 33 | 80   | 355  | 887 | s6  |     |     |   |
| 2.0 S16 GTi (120 kW) Eng. RFS(XU10J4RS) |  | 96-      |       | ● |   | +ABS                  | 13-0511                    |         |    |    | 34,9 | 84   | 119  |      |    |      |      |     |     |     |     |   |
|   |  | 96-      |       | ● |   | +ABS                  | 15-1571                    | 29      | 25 | 34 | 58,5 | 86   | 46,5 |      |    |      |      |     | 11a | 2   |     |   |
| 2.0, XSi (89 kW) Eng. RFX(XU10J2/ 2C)   |  | 93-12/94 |       | ● |   | +/-ABS, M/T           | 13-0146                    |         |    |    | 23   | 88   | 101  |      |    |      |      |     |     |     |     |   |
|   |  | 95-      |       | ● |   | +ABS, M/T             | 13-0116                    |         |    |    | 23   | 88   | 101  |      |    |      |      |     |     |     |     |   |
|   |  | 93-      |       | ● |   | +ABS, M/T, ABS:Bendix | 15-1176                    | 48      | 25 | 34 | 55,3 | 89,9 | 46   |      |    |      |      |     |     | 11a | 2   |   |
|   |  | 93-      |       | ● |   | -ABS, M/T             | 15-1177                    |         | 25 | 23 | 55,3 | 90   | 46   |      |    |      |      |     |     |     | 11a | 2 |
|   |  | 93-12/94 |       | ● |   | +ABS, M/T, ABS:Bosch  | 15-1175                    | 29      | 25 | 23 | 55,3 | 87   | 46   |      |    |      |      |     |     |     | 11a | 2 |
|   |  | 95-      |       | ● |   | +ABS, M/T, ABS:Bosch  | 15-1216                    | 29      | 25 | 34 | 55,3 | 87   | 46   |      |    |      |      |     |     |     | 11a | 2 |
|   |  | 93-      | L     |   |   |                       | +ABS, G.Box:BE3, ABS:Bosch | 17-0558 | 29 | 25 |      | 24   | 88   | 81   | 33 | 80   | 70   | 605 | s5  |     |     |   |
|   |  | 93-      | L     |   |   |                       | -ABS                       | 17-0556 |    | 25 |      | 24   | 90   | 81   | 33 | 80   | 70   | 605 | s5  |     |     |   |
|   |  | 93-      | R     |   |   |                       | +ABS, G.Box:BE3, ABS:Bosch | 17-0565 | 29 | 25 |      |      | 88   |      |    | 79   |      | 888 |     |     |     |   |
|   |  | 93-      | R     |   |   |                       | -ABS                       | 17-0557 |    | 25 |      | 24   | 90   | 76,5 | 33 | 80   | 350  | 877 | s6  |     |     |   |
| <b>306 (7D, N3,5) Cabrio '94-'02</b>    |  |          | L/R   |   |   | NOTE                  | METELLI ref.               | ABS     | A  | B  | C    | D    | E    | F    | H  | I    | L    | M   | Fig |     |     |   |
| 1.6 (65 kW) Eng. NFZ(TU5JP)             |  | 96-00    |       | ● |   | +ABS, M/T, G.Box:MAR  | 13-0146                    |         |    |    | 23   | 88   | 101  |      |    |      |      |     |     |     |     |   |
|   |  |          | 96-00 |   | ● |                       | +ABS, M/T, G.Box:MAR       | 15-1208 | 48 | 25 | 23   | 55,3 | 87   | 46   |    |      |      |     |     | 11a | 2   |   |
|   |  | 96-00    | L     |   |   |                       | +ABS, G.Box:MAR, ABS: 29   | 17-0072 | 29 | 25 |      | 22   | 84   | 71,5 | 30 | 79   | 58,5 | 608 | s3  |     |     |   |
|   |  | 96-00    | L     |   |   |                       | +ABS, G.Box:MAR, ABS: 48   | 17-0070 | 48 | 25 |      | 22   | 84   | 71,5 | 30 | 80   | 58,5 | 608 | s3  |     |     |   |
|   |  | 96-00    | L     |   |   |                       | -ABS, G.Box:MAR            | 17-0068 |    | 25 |      | 22   | 84   | 71,5 | 30 | 80   | 58,5 | 608 | s3  |     |     |   |
|   |  | 96-00    | R     |   |   |                       | +ABS, G.Box:MAR, ABS: 29   | 17-0067 | 29 | 25 |      | 22   | 84   | 71,5 | 30 | 79   | 328  | 878 | s4  |     |     |   |
|   |  | 96-00    | R     |   |   |                       | +ABS, G.Box:MAR, ABS: 48   | 17-0796 | 48 | 25 |      | 22   | 87   | 69,5 |    | 79,2 | 333  | 877 | s4  |     |     |   |
|   |  | 96-00    | R     |   |   |                       | -ABS, G.Box:MAR            | 17-0069 |    | 25 |      | 22   | 84   | 71,5 | 30 | 80   | 333  | 878 | s4  |     |     |   |






























| <b>306 (7D, N3,5) Cabrio '94-'02</b>          |   |   | L/R |   |   | NOTE                             | METELLI ref.               | ABS            | A  | B  | C    | D    | E    | F  | H   | I   | L    | M   | Fig |   |
|---|---|--|-----|--|--|----------------------------------|----------------------------|----------------|----|----|------|------|------|----|-----|-----|------|-----|-----|---|
| 1.8 (74 kW) Eng. LFZ(XU7JP)                   |    | 94-02  |     | ●  |  | +ABS, M/T, G.Box:BE3             | <b>13-0116</b>             |                |    |    | 23   | 88   | 101  |    |     |     |      |     |     |   |
|   |    | 94-02  |     | ●  |  | +ABS, M/T, G.Box:BE3, ABS:Bendix | <b>15-1176</b>             | 48             | 25 | 34 | 55,3 | 89,9 | 46   |    |     |     |      | 11a | 2   |   |
|   |    | 94-02  |     | ●  |  | +ABS, M/T, G.Box:BE3, ABS:Bosch  | <b>15-1216</b>             | 29             | 25 | 34 | 55,3 | 87   | 46   |    |     |     |      | 11a | 2   |   |
|   |    | 94-02  | L   |  |  |                                  | +ABS, G.Box:BE3, ABS:Bosch | <b>17-0558</b> | 29 | 25 |      | 24   | 88   | 81 | 33  | 80  | 70   | 605 | s5  |   |
|   |   | 94-02  | L   |  |  |                                  | -ABS, G.Box:BE3            | <b>17-0058</b> |    | 25 |      | 24   | 84   | 81 | 33  | 80  | 69,5 | 607 | s5  |   |
|   |   | 94-02  | R   |  |  |                                  | +ABS, G.Box:BE3, ABS:Bosch | <b>17-0565</b> | 29 | 25 |      |      | 88   |    |     | 79  |      | 888 |     |   |
|   |   | 94-02  | R   |  |  |                                  | -ABS, G.Box:BE3            | <b>17-0059</b> |    | 25 |      | 24   | 84   | 81 | 33  | 80  | 350  | 885 | s6  |   |
| 1.8 16v (81 kW) Eng. LFY(XU7JP4)              |    | 00-02  |     | ●  |  | +ABS                             | <b>13-0511</b>             |                |    |    | 34,9 | 84   | 119  |    |     |     |      |     |     |   |
|   |    | 00-02  |     | ●  |  | +ABS                             | <b>15-1571</b>             | 29             | 25 | 34 | 58,5 | 86   | 46,5 |    |     |     |      | 11a | 2   |   |
| 2.0 (89 kW) Eng. RFX(XU10J2)                  |    | 94-  |     | ●  |  | -ABS, M/T                        | <b>13-0146</b>             |                |    |    | 23   | 88   | 101  |    |     |     |      |     |     |   |
|   |   | 95-  |     | ●  |  | +ABS, M/T                        | <b>13-0116</b>             |                |    |    | 23   | 88   | 101  |    |     |     |      |     |     |   |
|   |    | 94-  |     | ●  |  |                                  | +ABS, M/T, ABS:Bendix      | <b>15-1176</b> | 48 | 25 | 34   | 55,3 | 89,9 | 46 |     |     |      |     | 11a | 2 |
|   |   | 94-  |     | ●  |  |                                  | -ABS, M/T                  | <b>15-1177</b> |    | 25 | 23   | 55,3 | 90   | 46 |     |     |      |     | 11a | 2 |
|   |    | 95-  |     | ●  |  |                                  | +ABS, M/T, ABS:Bosch       | <b>15-1216</b> | 29 | 25 | 34   | 55,3 | 87   | 46 |     |     |      |     | 11a | 2 |
|   |   | 94-  | L   |  |  |                                  | +ABS, G.Box:BE3, ABS:Bosch | <b>17-0558</b> | 29 | 25 |      | 24   | 88   | 81 | 33  | 80  | 70   | 605 | s5  |   |
|   |   | 94-  | L   |  |  |                                  | -ABS                       | <b>17-0556</b> |    | 25 |      | 24   | 90   | 81 | 33  | 80  | 70   | 605 | s5  |   |
|   |   | 94-  | R   |  |  |                                  | +ABS, G.Box:BE3, ABS:Bosch | <b>17-0565</b> | 29 | 25 |      |      | 88   |    |     | 79  |      | 888 |     |   |
| 94-   | R   |  |     |  | -ABS   | <b>17-0557</b>                   |                            | 25             |    | 24 | 90   | 76,5 | 33   | 80 | 350 | 877 | s6   |     |     |   |
| 2.0 16v (97 kW) Eng. RFV(XU10J4R)             |    | 97-  |     | ●  |  | +ABS                             | <b>13-0511</b>             |                |    |    | 34,9 | 84   | 119  |    |     |     |      |     |     |   |
|   |    | 97-  |     | ●  |  | +ABS                             | <b>15-1571</b>             | 29             | 25 | 34 | 58,5 | 86   | 46,5 |    |     |     |      | 11a | 2   |   |
| <b>306 (N5) Break '93-'00</b>                 |   |  | L/R |  |  | NOTE                             | METELLI ref.               | ABS            | A  | B  | C    | D    | E    | F  | H   | I   | L    | M   | Fig |   |
| 1.4 SL (55 kW) Eng. KFW/KFX(TU3JP)/KDX(TU3MC) |  | 93-  |     | ●  |  | +ABS                             | <b>13-0146</b>             |                |    |    | 23   | 88   | 101  |    |     |     |      |     |     |   |
|   |  | 93-  |     | ●  |  | +ABS                             | <b>15-1208</b>             | 48             | 25 | 23 | 55,3 | 87   | 46   |    |     |     |      | 11a | 2   |   |
| 1.6 SR (65 kW) Eng. NFZ(TU5JP)                |  | 93-  |     | ●  |  | +ABS, M/T, G.Box:MAR             | <b>13-0146</b>             |                |    |    | 23   | 88   | 101  |    |     |     |      |     |     |   |
|   |  | 93-  |     | ●  |  | +ABS, M/T, G.Box:MAR             | <b>15-1208</b>             | 48             | 25 | 23 | 55,3 | 87   | 46   |    |     |     |      | 11a | 2   |   |

| 306 (N5) Break '93-'00  |   |    | L/R |  |  | NOTE                             | METELLI ref.                | ABS     | A  | B  | C    | D    | E    | F    | H  | I  | L    | M   | Fig |   |
|---|---|---|-----|---|---|----------------------------------|-----------------------------|---------|----|----|------|------|------|------|----|----|------|-----|-----|---|
| 1.8 (74 kW) Eng. LFZ(XU7JP)   |    | -12/94  |     | ●   |   | +ABS, M/T, G.Box:BE3, ABS:Bosch  | 13-0146                     |         |    |    | 23   | 88   | 101  |      |    |    |      |     |     |   |
|   |   | 92-   |     | ●   |   | +ABS, M/T, G.Box:BE3             | 13-0116                     |         |    |    | 23   | 88   | 101  |      |    |    |      |     |     |   |
|   |    | -12/94  |     | ●   |   | +ABS, M/T, G.Box:BE3, ABS:Bosch  | 15-1175                     | 29      | 25 | 23 | 55,3 | 87   | 46   |      |    |    |      |     | 11a | 2 |
|   |   | 92-   |     | ●   |   | +ABS, M/T, G.Box:BE3, ABS:Bendix | 15-1176                     | 48      | 25 | 34 | 55,3 | 89,9 | 46   |      |    |    |      |     | 11a | 2 |
|   |   | 95-   |     | ●   |   | +ABS, M/T, G.Box:BE3, ABS:Bosch  | 15-1216                     | 29      | 25 | 34 | 55,3 | 87   | 46   |      |    |    |      |     | 11a | 2 |
|   |    | 93-   | L   |   |   |                                  | +ABS, G.Box:BE3, ABS:Bosch  | 17-0558 | 29 | 25 |      | 24   | 88   | 81   | 33 | 80 | 70   | 605 | s5  |   |
|   |   | 93-   | L   |   |   |                                  | -ABS, G.Box:BE3             | 17-0058 |    | 25 |      | 24   | 84   | 81   | 33 | 80 | 69,5 | 607 | s5  |   |
|   |   | 93-   | R   |   |   |                                  | +ABS, G.Box:BE3, ABS:Bosch  | 17-0565 | 29 | 25 |      |      | 88   |      |    | 79 |      | 888 |     |   |
|   |   | 93-   | R   |   |   |                                  | -ABS, G.Box:BE3             | 17-0059 |    | 25 |      | 24   | 84   | 81   | 33 | 80 | 350  | 885 | s6  |   |
|   | 1.8 16v (81 kW) Eng. LFY(XU7JP4)  |    | 97- |   | ●   |                                  | +ABS                        | 13-0511 |    |    |      | 34,9 | 84   | 119  |    |    |      |     |     |   |
|  |   |   | 97- |   | ●   |                                  | +ABS                        | 15-1571 | 29 | 25 | 34   | 58,5 | 86   | 46,5 |    |    |      |     | 11a | 2 |
| 1.8 D (43 kW) Eng. A9A(XUD7)  |    | 93-   |     | ●   |   | +ABS, G.Box:BE3, ABS:Bendix      | 13-0116                     |         |    |    | 23   | 88   | 101  |      |    |    |      |     |     |   |
|   |   | 93-   |     | ●   |   | +ABS, G.Box:BE3, ABS:Bosch       | 13-0146                     |         |    |    | 23   | 88   | 101  |      |    |    |      |     |     |   |
|   |    | 93-   |     | ●   |   | +ABS, G.Box:BE3, ABS:Bendix      | 15-1176                     | 48      | 25 | 34 | 55,3 | 89,9 | 46   |      |    |    |      |     | 11a | 2 |
|   |   | 93-   |     | ●   |   | +ABS, G.Box:BE3, ABS:Bosch       | 15-1175                     | 29      | 25 | 23 | 55,3 | 87   | 46   |      |    |    |      |     | 11a | 2 |
|   |    | 93-   | L   |   |   |                                  | +ABS, G.Box:BE3, ABS:Bosch  | 17-0558 | 29 | 25 |      | 24   | 88   | 81   | 33 | 80 | 70   | 605 | s5  |   |
|   |   | 93-   | R   |   |   |                                  | +ABS, G.Box:BE3, ABS:Bosch  | 17-0565 | 29 | 25 |      |      | 88   |      |    | 79 |      | 888 |     |   |
| 1.9 D (51 kW) Eng. WJZ/ WJY(DW8/ B)   |    | 98-   |     | ●   |   | +ABS, G.Box:BE3                  | 13-0116                     |         |    |    | 23   | 88   | 101  |      |    |    |      |     |     |   |
|   |   |    | 98- |   | ●   |                                  | +ABS, G.Box:BE3, ABS:Bendix | 15-1176 | 48 | 25 | 34   | 55,3 | 89,9 | 46   |    |    |      |     | 11a | 2 |
|   |   | 98-   |     | ●   |   |                                  | +ABS, G.Box:BE3, ABS:Bosch  | 15-1216 | 29 | 25 | 34   | 55,3 | 87   | 46   |    |    |      |     | 11a | 2 |
|   |  | 98-   | L   |   |   |                                  | +ABS, G.Box:BE3, ABS:Bosch  | 17-0558 | 29 | 25 |      | 24   | 88   | 81   | 33 | 80 | 70   | 605 | s5  |   |
|   |   | 98-   | L   |   |   |                                  | -ABS, G.Box:BE3             | 17-0058 |    | 25 |      | 24   | 84   | 81   | 33 | 80 | 69,5 | 607 | s5  |   |
|   |   | 98-   | R   |   |   |                                  | +ABS, G.Box:BE3, ABS:Bosch  | 17-0565 | 29 | 25 |      |      | 88   |      |    | 79 |      | 888 |     |   |
|   |   | 98-   | R   |   |   |                                  | -ABS, G.Box:BE3             | 17-0059 |    | 25 |      | 24   | 84   | 81   | 33 | 80 | 350  | 885 | s6  |   |
| 1.9 D (55 kW) Eng. DHV(XUD9BSD)   |  | 98-   |     | ●   |   | +ABS                             | 13-0511                     |         |    |    | 34,9 | 84   | 119  |      |    |    |      |     |     |   |
|   |   |  | 98- |   | ●   |                                  | +ABS                        | 15-1571 | 29 | 25 | 34   | 58,5 | 86   | 46,5 |    |    |      |     | 11a | 2 |



















| <b>306 (N5) Break '93-'00</b>   |   |    | L/R      |    |    | NOTE                        | METELLI ref.               | ABS            | A  | B  | C    | D    | E    | F   | H  | I  | L    | M   | Fig |   |
|---|---|---|----------|---|---|-----------------------------|----------------------------|----------------|----|----|------|------|------|-----|----|----|------|-----|-----|---|
| 1.9 SLD (50 kW) Eng. DJY(XUD9A)   |    | -12/94  |          | ●   |   | +ABS, G.Box:BE3, ABS:Bosch  | <b>13-0146</b>             |                |    |    | 23   | 88   | 101  |     |    |    |      |     |     |   |
|   |   | 94-   |          | ●   |   | +ABS, G.Box:BE3             | <b>13-0116</b>             |                |    |    | 23   | 88   | 101  |     |    |    |      |     |     |   |
|   |    | -12/94  |          | ●   |   | +ABS, G.Box:BE3, ABS:Bosch  | <b>15-1175</b>             | 29             | 25 | 23 | 55,3 | 87   | 46   |     |    |    |      |     | 11a | 2 |
|   |   | 94-   |          | ●   |   | +ABS, G.Box:BE3, ABS:Bendix | <b>15-1176</b>             | 48             | 25 | 34 | 55,3 | 89,9 | 46   |     |    |    |      |     | 11a | 2 |
|   |   | 95-   |          | ●   |   | +ABS, G.Box:BE3, ABS:Bosch  | <b>15-1216</b>             | 29             | 25 | 34 | 55,3 | 87   | 46   |     |    |    |      |     | 11a | 2 |
|   |    | 94-   | L        |   |   |                             | +ABS, G.Box:BE3, ABS:Bosch | <b>17-0558</b> | 29 | 25 |      | 24   | 88   | 81  | 33 | 80 | 70   | 605 | s5  |   |
|   |   | 94-   | L        |   |   |                             | -ABS, G.Box:BE3            | <b>17-0058</b> |    | 25 |      | 24   | 84   | 81  | 33 | 80 | 69,5 | 607 | s5  |   |
|   |   | 94-   | R        |   |   |                             | +ABS, G.Box:BE3, ABS:Bosch | <b>17-0565</b> | 29 | 25 |      |      | 88   |     |    | 79 |      | 888 |     |   |
|   |   | 94-   | R        |   |   |                             | -ABS, G.Box:BE3            | <b>17-0059</b> |    | 25 |      | 24   | 84   | 81  | 33 | 80 | 350  | 885 | s6  |   |
|   | 1.9 TD (66-68 kW) Eng. DHY(XUD9TE)  |    | 93-12/94 |   | ●   |                             | +/-ABS                     | <b>13-0146</b> |    |    |      | 23   | 88   | 101 |    |    |      |     |     |   |
| 95-   |   |   |          | ●   |   | +ABS                        | <b>13-0116</b>             |                |    |    | 23   | 88   | 101  |     |    |    |      |     |     |   |
|  |   | 93-   |          | ●   |   |                             | +ABS, ABS:Bendix           | <b>15-1176</b> | 48 | 25 | 34   | 55,3 | 89,9 | 46  |    |    |      |     | 11a | 2 |
|   |   | 93-   |          | ●   |   |                             | -ABS                       | <b>15-1177</b> |    | 25 | 23   | 55,3 | 90   | 46  |    |    |      |     | 11a | 2 |
|   |   | 93-12/94  |          | ●   |   |                             | +ABS, ABS:Bosch            | <b>15-1175</b> | 29 | 25 | 23   | 55,3 | 87   | 46  |    |    |      |     | 11a | 2 |
|   |   | 95-   |          | ●   |   |                             | +ABS, ABS:Bosch            | <b>15-1216</b> | 29 | 25 | 34   | 55,3 | 87   | 46  |    |    |      |     | 11a | 2 |
|  |   | 93-   | L        |   |   |                             | +ABS, G.Box:BE3, ABS:Bosch | <b>17-0166</b> | 29 | 25 |      | 24   | 88   | 81  | 33 | 80 | 61,5 | 600 | s5  |   |
|   |   | 93-   | L        |   |   |                             | -ABS, G.Box:BE3            | <b>17-0164</b> |    | 25 |      | 24   | 90   | 81  | 33 | 80 | 61,5 | 600 | s5  |   |
|   |   | 93-   | R        |   |   |                             | +ABS, G.Box:BE3, ABS:Bosch | <b>17-0167</b> | 29 | 25 |      | 24   | 88   | 81  | 33 | 80 | 355  | 887 | s6  |   |
|   |   | 93-   | R        |   |   |                             | -ABS, G.Box:BE3            | <b>17-0165</b> |    | 25 |      | 24   | 90   | 81  | 33 | 80 | 355  | 887 | s6  |   |
| 2.0 16v (97 kW) Eng. RFV(XU10J4R)   |    | 97-   |          | ●   |   | +ABS                        | <b>13-0511</b>             |                |    |    | 34,9 | 84   | 119  |     |    |    |      |     |     |   |
|   |    | 97-   |          | ●   |   | +ABS                        | <b>15-1571</b>             | 29             | 25 | 34 | 58,5 | 86   | 46,5 |     |    |    |      | 11a | 2   |   |
| 2.0 HDi (66 kW) Eng. RHY(DW10TD)  |   | 99-   |          | ●   |   | +ABS                        | <b>13-0511</b>             |                |    |    | 34,9 | 84   | 119  |     |    |    |      |     |     |   |
|   |  | 99-   |          | ●   |   | +ABS                        | <b>15-1571</b>             | 29             | 25 | 34 | 58,5 | 86   | 46,5 |     |    |    |      | 11a | 2   |   |
|   |  | 99-   | L        |   |   |                             | +ABS                       | <b>17-0564</b> | 29 | 25 |      |      | 88   |     |    | 79 |      | 601 |     |   |
|   |   | 99-   | R        |   |   |                             | +ABS, ABS:Bosch            | <b>17-0565</b> | 29 | 25 |      |      | 88   |     |    | 79 |      | 888 |     |   |
| <b>307 I (3A/C/E), SW '00-'05</b>   |   |  | L/R      |  |  | NOTE                        | METELLI ref.               | ABS            | A  | B  | C    | D    | E    | F   | H  | I  | L    | M   | Fig |   |
| 1.4 (55 kW) Eng. KFW(TU3JP)   |  | 8/00-   |          | ●   |   |                             | <b>13-0315</b>             |                |    |    | 31   | 75   | 115  |     |    |    |      |     |     |   |
|   |  | 8/00-   |          | ●   |   |                             | <b>15-1456</b>             |                | 25 | 22 | 58,7 | 79,5 | 47,7 |     |    |    |      | 11a | 2   |   |
|   |  | 00-   | L        |   |   |                             | M/T, G.Box:MA              | <b>17-0728</b> |    | 25 |      |      | 79   |     |    | 79 | 58   | 629 |     |   |
|   |   | 00-   | R        |   |   |                             | M/T, G.Box:MA              | <b>17-0729</b> |    | 25 |      |      | 79   |     |    | 79 | 330  | 913 |     |   |
































































| <b>307 I (3A/C/E), SW '00-'05</b>                   |   |  | L/R |  |  | NOTE       | METELLI ref.   | ABS            | A  | B    | C    | D    | E    | F | H | I  | L   | M   | Fig |   |
|---|---|---|-----|---|--|------------|----------------|----------------|----|------|------|------|------|---|---|----|-----|-----|-----|---|
| 2.0 HDi 16v, Cabrio (100 kW)<br>Eng. RHR(DW10BTED4) |    | 03-   |     | •   |  | +/-ABS     | <b>13-0506</b> |                |    |      | 40   | 97   | 128  |   |   |    |     |     |     |   |
|   |    | 03-   |     | •   |  | +/-ABS     | <b>15-1496</b> | 25             | 39 | 58,5 | 100  | 46   |      |   |   |    |     | 11a | 2   |   |
|   |    | 03-   | L   |   |  |            | M/T, G.Box:BE4 | <b>17-0732</b> | 25 |      | 24   | 88   |      |   |   | 79 | 62  | 625 |     |   |
|   |   | 03-   | R   |   |  |            | M/T, G.Box:BE4 | <b>17-0731</b> | 25 |      | 24   | 88   |      |   |   | 79 | 350 | 928 |     |   |
| 2.0 HDi FAP (79 kW) Eng. RHS(DW10ATED4)             |    | 00-   |     | •   |  |            | <b>13-0203</b> |                |    |      | 28   | 74   | 115  |   |   |    |     |     |     |   |
|   |    | 00-   |     | •   |  |            | <b>15-1455</b> | 25             | 34 | 58,3 | 86   | 46   |      |   |   |    |     | 11a | 2   |   |
|   |    | 00-   | L   |   |  |            | M/T, G.Box:BE4 | <b>17-0732</b> | 25 |      | 24   | 88   |      |   |   | 79 | 62  | 625 |     |   |
|   |   | 00-   | R   |   |  |            | M/T, G.Box:BE4 | <b>17-0731</b> | 25 |      | 24   | 88   |      |   |   | 79 | 350 | 928 |     |   |
| 2.0, Cabrio (130 kW) Eng. RFK(EW10J4S)              |    | 03-05   |     | •   |  |            | <b>13-0203</b> |                |    |      | 28   | 74   | 115  |   |   |    |     |     |     |   |
|   |    | 03-05   |     | •   |  |            | <b>15-1455</b> | 25             | 34 | 58,3 | 86   | 46   |      |   |   |    |     | 11a | 2   |   |
|   |    | 03-05   | L   |   |  |            | M/T, G.Box:BE4 | <b>17-0730</b> | 25 |      | 24   | 88   |      |   |   | 79 | 70  | 633 |     |   |
|   |   | 03-05   | R   |   |  |            | M/T, G.Box:BE4 | <b>17-0731</b> | 25 |      | 24   | 88   |      |   |   | 79 | 350 | 928 |     |   |
| <b>307 II, SW '05-'08</b>                           |   |  | L/R |  |  | NOTE       | METELLI ref.   | ABS            | A  | B    | C    | D    | E    | F | H | I  | L   | M   | Fig |   |
| 1.4 16v (65 kW) Eng. KFJ(ET3J4)                     |    | 7/05-   |     | •   |  |            | <b>13-0315</b> |                |    |      | 31   | 75   | 115  |   |   |    |     |     |     |   |
|   |    | 7/05-   |     | •   |  |            | <b>15-1456</b> | 25             | 22 | 58,7 | 79,5 | 47,7 |      |   |   |    |     | 11a | 2   |   |
| 1.6 16v, Cabrio (80-87 kW) Eng. NFU(TU5JP4)         |    | 05-   |     | •   |  | Break      | <b>13-0203</b> |                |    |      | 28   | 74   | 115  |   |   |    |     |     |     |   |
|   |   | 05-   |     | •   |  | Exc. Break | <b>13-0315</b> |                |    |      | 31   | 75   | 115  |   |   |    |     |     |     |   |
|   |   | 05-07   |     | •   |  | A/T        | <b>13-0511</b> |                |    |      | 34,9 | 84   | 119  |   |   |    |     |     |     |   |
|   |   | 05-   |     | •   |  |            | Break          | <b>15-1455</b> | 25 | 34   | 58,3 | 86   | 46   |   |   |    |     |     | 11a | 2 |
|   |   | 05-   |     | •   |  |            | Exc. Break     | <b>15-1456</b> | 25 | 22   | 58,7 | 79,5 | 47,7 |   |   |    |     |     | 11a | 2 |
|   |   | 05-07   |     | •   |  |            | A/T            | <b>15-1675</b> | 25 | 34   | 58,5 | 86   | 46,5 |   |   |    |     |     | 11a | 2 |
| 1.6 HDi 16v (66 kW) Eng. DV6ATED4                   |  | 05-   |     | •   |  |            | <b>13-0203</b> |                |    |      | 28   | 74   | 115  |   |   |    |     |     |     |   |
|   |  | 05-   |     | •   |  |            | <b>15-1455</b> | 25             | 34 | 58,3 | 86   | 46   |      |   |   |    |     | 11a | 2   |   |
| 1.6 HDi 16v FAP (80 kW) Eng. 9HZ(DV6TED4)           |  | 7/05-   |     | •   |  |            | <b>13-0203</b> |                |    |      | 28   | 74   | 115  |   |   |    |     |     |     |   |
|   |  | 7/05-   |     | •   |  |            | <b>15-1455</b> | 25             | 34 | 58,3 | 86   | 46   |      |   |   |    |     | 11a | 2   |   |
| 2.0 16v (103 kW) Eng. RFJ(EW10A)                    |  | 7/05-   |     | •   |  |            | <b>13-0203</b> |                |    |      | 28   | 74   | 115  |   |   |    |     |     |     |   |
|   |  | 7/05-   |     | •   |  |            | <b>15-1455</b> | 25             | 34 | 58,3 | 86   | 46   |      |   |   |    |     | 11a | 2   |   |
| 2.0 16v, Cabrio (130 kW) Eng. RFK(EW10J4S)          |  | 7/05-   |     | •   |  |            | <b>13-0203</b> |                |    |      | 28   | 74   | 115  |   |   |    |     |     |     |   |
|   |  | 7/05-   |     | •   |  |            | <b>15-1455</b> | 25             | 34 | 58,3 | 86   | 46   |      |   |   |    |     | 11a | 2   |   |
| 2.0 HDi 16v, Cabrio (100 kW)<br>Eng. RHR(DW10BTED4) |  | 05-   |     | •   |  | +/-ABS     | <b>13-0506</b> |                |    |      | 40   | 97   | 128  |   |   |    |     |     |     |   |
|   |  | 05-   |     | •   |  | +/-ABS     | <b>15-1496</b> | 25             | 39 | 58,5 | 100  | 46   |      |   |   |    |     | 11a | 2   |   |



















| 308, SW '07-                          |   |  | L/R |  |  | NOTE                     | METELLI ref. | ABS | A  | B  | C    | D    | E    | F | H | I | L | M | Fig |     |   |
|---------------------------------------|---|---|-----|---|--|--------------------------|--------------|-----|----|----|------|------|------|---|---|---|---|---|-----|-----|---|
| 1.4 16v (70 kW) Eng. 5FD(EP3)         |    | 07-   |     | ●   |  | 6Sp, G.Box:ML            | 13-0483      |     |    |    | 25   | 90   | 107  |   |   |   |   |   |     |     |   |
|                                       |   | 07/08-  |     | ●   |  | +ABS, G.Box:BE4R         | 13-0504      |     |    |    | 34,9 | 84   | 119  |   |   |   |   |   |     |     |   |
|                                       |    | 07-   |     | ●   |  | 6Sp, G.Box:ML            | 15-1711      |     | 25 | 39 | 58,4 | 94,9 | 88,7 |   |   |   |   |   |     | 11a | 2 |
|                                       |   | 07/08-  |     | ●   |  | +ABS, G.Box:BE4R         | 15-1585      | 48  | 25 | 34 | 58,5 | 86   | 46,5 |   |   |   |   |   |     | 11a | 2 |
| 1.4 16v Vti (72 kW) Eng. 8FR(EP3C)    |    | 10-   |     | ●   |  | 5Sp, G.Box:BE 4/5N       | 13-0504      |     |    |    | 34,9 | 84   | 119  |   |   |   |   |   |     |     |   |
|                                       |   | 10-   |     | ●   |  | 6Sp, G.Box:ML            | 13-0483      |     |    |    | 25   | 90   | 107  |   |   |   |   |   |     |     |   |
|                                       |    | 10-   |     | ●   |  | 6Sp, G.Box:ML            | 15-1711      |     | 25 | 39 | 58,4 | 94,9 | 88,7 |   |   |   |   |   |     | 11a | 2 |
|                                       |   | 10-   |     | ●   |  | +ABS, 5Sp, G.Box:BE 4/5N | 15-1585      | 48  | 25 | 34 | 58,5 | 86   | 46,5 |   |   |   |   |   |     | 11a | 2 |
| 1.6 16v (103 kW) Eng. 5FT(EP6DT)      |    | 07-   |     | ●   |  | +ABS, G.Box:BE4R         | 13-0504      |     |    |    | 34,9 | 84   | 119  |   |   |   |   |   |     |     |   |
|                                       |   | 07-   |     | ●   |  | +ABS, G.Box:BE4R         | 15-1585      | 48  | 25 | 34 | 58,5 | 86   | 46,5 |   |   |   |   |   |     | 11a | 2 |
| 1.6 16v (110 kW) Eng. 5FX(EP6DT)      |    | 07/08-  |     | ●   |  | +ABS, G.Box:BE4R         | 13-0504      |     |    |    | 34,9 | 84   | 119  |   |   |   |   |   |     |     |   |
|                                       |   | 07/08-  |     | ●   |  | +ABS, G.Box:BE4R         | 15-1585      | 48  | 25 | 34 | 58,5 | 86   | 46,5 |   |   |   |   |   |     | 11a | 2 |
| 1.6 16v (128 kW) Eng. 5FY(EP6DTS)     |    | 07/08-  |     | ●   |  | +ABS, G.Box:BE4R         | 13-0504      |     |    |    | 34,9 | 84   | 119  |   |   |   |   |   |     |     |   |
|                                       |   | 07/08-  |     | ●   |  | +ABS, G.Box:BE4R         | 15-1585      | 48  | 25 | 34 | 58,5 | 86   | 46,5 |   |   |   |   |   |     | 11a | 2 |
| 1.6 16v (88 kW) Eng. 5FW(EP6)         |    | 07-   |     | ●   |  | 6Sp, G.Box:ML            | 13-0483      |     |    |    | 25   | 90   | 107  |   |   |   |   |   |     |     |   |
|                                       |   | 07/08-  |     | ●   |  | +ABS, G.Box:BE4R         | 13-0504      |     |    |    | 34,9 | 84   | 119  |   |   |   |   |   |     |     |   |
|                                       |    | 07-   |     | ●   |  | 6Sp, G.Box:ML            | 15-1711      |     | 25 | 39 | 58,4 | 94,9 | 88,7 |   |   |   |   |   |     | 11a | 2 |
|                                       |   | 07/08-  |     | ●   |  | +ABS, G.Box:BE4R         | 15-1585      | 48  | 25 | 34 | 58,5 | 86   | 46,5 |   |   |   |   |   |     | 11a | 2 |
| 1.6 16v THP (115 kW) Eng. 5FV(EP6CDT) |    | 10-   |     | ●   |  | 5Sp, G.Box:BE 4/5N       | 13-0504      |     |    |    | 34,9 | 84   | 119  |   |   |   |   |   |     |     |   |
|                                       |   | 10-   |     | ●   |  | 6Sp, G.Box:ML            | 13-0483      |     |    |    | 25   | 90   | 107  |   |   |   |   |   |     |     |   |
|                                       |    | 10-   |     | ●   |  | 6Sp, G.Box:ML            | 15-1711      |     | 25 | 39 | 58,4 | 94,9 | 88,7 |   |   |   |   |   |     | 11a | 2 |
|                                       |   | 10-   |     | ●   |  | +ABS, 5Sp, G.Box:BE 4/5N | 15-1585      | 48  | 25 | 34 | 58,5 | 86   | 46,5 |   |   |   |   |   |     | 11a | 2 |
| 1.6 BioFlex (80 kW) Eng. NFU(TU5JP4)  |  | 08-   |     | ●   |  | +ABS                     | 13-0504      |     |    |    | 34,9 | 84   | 119  |   |   |   |   |   |     |     |   |
|                                       |   | 08-   |     | ●   |  | +ABS                     | 15-1585      | 48  | 25 | 34 | 58,5 | 86   | 46,5 |   |   |   |   |   |     | 11a | 2 |
| 1.6 Bioflex (82 kW) Eng. NFU(TU5JP4)  |  | 09-   |     | ●   |  | +ABS, G.Box:BE4R         | 13-0504      |     |    |    | 34,9 | 84   | 119  |   |   |   |   |   |     |     |   |
|                                       |   | 09-   |     | ●   |  | +ABS, G.Box:BE4R         | 15-1585      | 48  | 25 | 34 | 58,5 | 86   | 46,5 |   |   |   |   |   |     | 11a | 2 |
| 1.6 GTi (147 kW) Eng. EP6CDTX         |  | 10-   |     | ●   |  | 5Sp, G.Box:BE 4/5N       | 13-0504      |     |    |    | 34,9 | 84   | 119  |   |   |   |   |   |     |     |   |
|                                       |   | 10-   |     | ●   |  | 6Sp, G.Box:ML            | 13-0483      |     |    |    | 25   | 90   | 107  |   |   |   |   |   |     |     |   |
|                                       |  | 10-   |     | ●   |  | 6Sp, G.Box:ML            | 15-1711      |     | 25 | 39 | 58,4 | 94,9 | 88,7 |   |   |   |   |   |     | 11a | 2 |
|                                       |   | 10-   |     | ●   |  | +ABS, 5Sp, G.Box:BE 4/5N | 15-1585      | 48  | 25 | 34 | 58,5 | 86   | 46,5 |   |   |   |   |   |     | 11a | 2 |

| <b>308, SW '07-</b>                                   |   |    | L/R |    |    | NOTE                     | METELLI ref. | ABS | A  | B  | C    | D    | E    | F  | H    | I     | L   | M  | Fig |     |   |  |
|---|---|---|-----|---|--|--------------------------|--------------|-----|----|----|------|------|------|----|------|-------|-----|----|-----|-----|---|--|
| 1.6 HDi (68 kW) Eng. 9HP(DV6DTE4)                     |    | 09-   |     | ●   |  | 5Sp, G.Box:BE 4/5N       | 13-0504      |     |    |    | 34,9 | 84   | 119  |    |      |       |     |    |     |     |   |  |
|   |   | 09-   |     | ●   |  | 6Sp, G.Box:ML            | 13-0483      |     |    |    | 25   | 90   | 107  |    |      |       |     |    |     |     |   |  |
|   |    | 09-   |     | ●   |  | 6Sp, G.Box:ML            | 15-1711      |     | 25 | 39 | 58,4 | 94,9 | 88,7 |    |      |       |     |    | 11a | 2   |   |  |
|   |   | 09-   |     | ●   |  | +ABS, 5Sp, G.Box:BE 4/5N | 15-1585      | 48  | 25 | 34 | 58,5 | 86   | 46,5 |    |      |       |     |    |     | 11a | 2 |  |
| 1.6 HDi 16v (66 kW) Eng. 9HV(DV6ATED4)                |    | 07-   |     | ●   |  | 6Sp, G.Box:ML            | 13-0483      |     |    |    | 25   | 90   | 107  |    |      |       |     |    |     |     |   |  |
|   |   | 07/08-  |     | ●   |  | +ABS, G.Box:BE4R         | 13-0504      |     |    |    | 34,9 | 84   | 119  |    |      |       |     |    |     |     |   |  |
|   |    | 07-   |     | ●   |  | 6Sp, G.Box:ML            | 15-1711      |     | 25 | 39 | 58,4 | 94,9 | 88,7 |    |      |       |     |    |     | 11a | 2 |  |
|   |   | 07/08-  |     | ●   |  | +ABS, G.Box:BE4R         | 15-1585      | 48  | 25 | 34 | 58,5 | 86   | 46,5 |    |      |       |     |    |     | 11a | 2 |  |
| 1.6 HDi 16v FAP (80 kW) Eng. 9HZ(DV6TED4)             |    | 07/08-  |     | ●   |  | +ABS, G.Box:BE4R         | 13-0504      |     |    |    | 34,9 | 84   | 119  |    |      |       |     |    |     |     |   |  |
|   |   | 07/08-  |     | ●   |  | +ABS, G.Box:BE4R         | 15-1585      | 48  | 25 | 34 | 58,5 | 86   | 46,5 |    |      |       |     |    |     | 11a | 2 |  |
| 1.6 HDi 8v (82 kW) Eng. 9HR(DV6C)                     |    | 10-   |     | ●   |  | 5Sp, G.Box:BE 4/5N       | 13-0504      |     |    |    | 34,9 | 84   | 119  |    |      |       |     |    |     |     |   |  |
|   |   | 10-   |     | ●   |  | 6Sp, G.Box:ML            | 13-0483      |     |    |    | 25   | 90   | 107  |    |      |       |     |    |     |     |   |  |
|   |    | 10-   |     | ●   |  | 6Sp, G.Box:ML            | 15-1711      |     | 25 | 39 | 58,4 | 94,9 | 88,7 |    |      |       |     |    |     | 11a | 2 |  |
|   |   | 10-   |     | ●   |  | +ABS, 5Sp, G.Box:BE 4/5N | 15-1585      | 48  | 25 | 34 | 58,5 | 86   | 46,5 |    |      |       |     |    |     | 11a | 2 |  |
| 2.0 HDi (103 kW) Eng. RHR(DW10BTED4)                  |    | 10-   |     | ●   |  | 6Sp, G.Box:ML            | 13-0483      |     |    |    | 25   | 90   | 107  |    |      |       |     |    |     |     |   |  |
|   |   | 10-   |     | ●   |  | 6Sp, G.Box:ML            | 15-1711      |     | 25 | 39 | 58,4 | 94,9 | 88,7 |    |      |       |     |    |     | 11a | 2 |  |
| 2.0 HDi (110 kW) Eng. DW10CTED4                       |    | 11-   |     | ●   |  | 5Sp, G.Box:BE 4/5N       | 13-0504      |     |    |    | 34,9 | 84   | 119  |    |      |       |     |    |     |     |   |  |
|   |   | 11-   |     | ●   |  | 6Sp, G.Box:ML            | 13-0483      |     |    |    | 25   | 90   | 107  |    |      |       |     |    |     |     |   |  |
|   |    | 11-   |     | ●   |  | 6Sp, G.Box:ML            | 15-1711      |     | 25 | 39 | 58,4 | 94,9 | 88,7 |    |      |       |     |    |     | 11a | 2 |  |
|   |   | 11-   |     | ●   |  | +ABS, 5Sp, G.Box:BE 4/5N | 15-1585      | 48  | 25 | 34 | 58,5 | 86   | 46,5 |    |      |       |     |    |     | 11a | 2 |  |
| 2.0 HDi (120 kW) Eng. RHE(DW10CTED4)                  |   | 09-   |     | ●   |  | 5Sp, G.Box:BE 4/5N       | 13-0504      |     |    |    | 34,9 | 84   | 119  |    |      |       |     |    |     |     |   |  |
|   |   | 09-   |     | ●   |  | 6Sp, G.Box:ML            | 13-0483      |     |    |    | 25   | 90   | 107  |    |      |       |     |    |     |     |   |  |
|   |  | 09-   |     | ●   |  | 6Sp, G.Box:ML            | 15-1711      |     | 25 | 39 | 58,4 | 94,9 | 88,7 |    |      |       |     |    |     | 11a | 2 |  |
|   |   | 09-   |     | ●   |  | +ABS, 5Sp, G.Box:BE 4/5N | 15-1585      | 48  | 25 | 34 | 58,5 | 86   | 46,5 |    |      |       |     |    |     | 11a | 2 |  |
| 2.0 HDi 16v (100 kW) Eng. RHR(DW10BTED4)              |  | 07/08-  |     | ●   |  | +ABS, G.Box:BE4R         | 13-0504      |     |    |    | 34,9 | 84   | 119  |    |      |       |     |    |     |     |   |  |
|   |   | 07/08-  |     | ●   |  | +ABS, G.Box:BE4R         | 15-1585      | 48  | 25 | 34 | 58,5 | 86   | 46,5 |    |      |       |     |    |     | 11a | 2 |  |
| <b>309 I (10C, 10A) '85-'89</b>                       |   |  | L/R |  |  | NOTE                     | METELLI ref. | ABS | A  | B  | C    | D    | E    | F  | H    | I     | L   | M  | Fig |     |   |  |
| 1.1 (40 kW) Eng. E1/ A                                |  | 7/85-6/89   | L   |   |  | G.Box:BE1/3, Eng. Talbot | 17-0025      |     | 21 |    | 24   | 86,5 | 70,5 | 30 | 76,5 | 69,5  | 570 | s5 |     |     |   |  |
|   |   | 7/85-6/89   | R   |   |  | G.Box:BE1/3, Eng. Talbot | 17-0026      |     | 21 |    | 24   | 86,5 | 70,5 |    | 75,8 | 347,5 | 845 | s6 |     |     |   |  |
| 1.3 (47 kW) Eng. G1A                                  |  | 7/85-6/89   | L   |   |  | G.Box:BE1/3, Eng. Talbot | 17-0025      |     | 21 |    | 24   | 86,5 | 70,5 | 30 | 76,5 | 69,5  | 570 | s5 |     |     |   |  |
|   |   | 7/85-6/89   | R   |   |  | G.Box:BE1/3, Eng. Talbot | 17-0026      |     | 21 |    | 24   | 86,5 | 70,5 |    | 75,8 | 347,5 | 845 | s6 |     |     |   |  |
| 1.4 (47-49-55 kW) Eng. K1D(TU3A/ AN/ S/ M/ 2/ 2K/ MC) |  | 3/89-   | L   |   |  | G.Box:BE1/3              | 17-0027      |     | 25 |    | 24   | 86,5 | 70,5 | 30 | 78,5 | 69,5  | 575 | s5 |     |     |   |  |
|   |   | 3/89-   | R   |   |  | G.Box:BE1/3              | 17-0028      |     | 25 |    | 24   | 86,5 | 70,5 | 30 | 78,5 | 350   | 844 | s6 |     |     |   |  |

| <b>309 I (10C, 10A) '85-'89</b>                             |   |    | L/R |    |    | NOTE                  | METELLI ref.   | ABS | A  | B  | C    | D    | E    | F  | H    | I    | L   | M   | Fig |   |
|---|---|---|-----|---|--|-----------------------|----------------|-----|----|----|------|------|------|----|------|------|-----|-----|-----|---|
| 1.4 (47-55 kW) Eng. KDY/ KDZ(TU3A/ AN/ S/ M/ 2/ 2K/ MC/ F2) |    | 3/89-   | L   |   |  | G.Box:BE1/3           | <b>17-0027</b> |     | 25 |    | 24   | 86,5 | 70,5 | 30 | 78,5 | 69,5 | 575 | s5  |     |   |
|   |   | 3/89-   | R   |   |  | G.Box:BE1/3           | <b>17-0028</b> |     | 25 |    | 24   | 86,5 | 70,5 | 30 | 78,5 | 350  | 844 | s6  |     |   |
| 1.9 D (47 kW) Eng. 162/ D9A(XUD9)/ DJZ(XUD9Y)               |    | 86-   | L   |   |  | G.Box:BE1/3           | <b>17-0027</b> |     | 25 |    | 24   | 86,5 | 70,5 | 30 | 78,5 | 69,5 | 575 | s5  |     |   |
|   |   | 86-   | R   |   |  | G.Box:BE1/3           | <b>17-0028</b> |     | 25 |    | 24   | 86,5 | 70,5 | 30 | 78,5 | 350  | 844 | s6  |     |   |
| <b>309 II (3A/C) '89-'93</b>                                |   |    | L/R |    |    | NOTE                  | METELLI ref.   | ABS | A  | B  | C    | D    | E    | F  | H    | I    | L   | M   | Fig |   |
| 1.1 (44 kW) Eng. HDZ(TU1M/ MZ)                              |    | 8/90-12/93  | L   |   |  | M/T, G.Box:MA         | <b>17-0100</b> |     | 21 |    | 22   | 86,5 | 71,5 | 30 | 76,5 | 65   | 586 | s3  |     |   |
|   |   | 8/90-12/93  | R   |   |  | M/T, G.Box:MA         | <b>17-0101</b> |     | 21 |    | 22   | 86,5 | 71,5 | 30 | 76,5 | 328  | 845 | s4  |     |   |
| 1.4 (47-49-55 kW) Eng. K1D(TU3A/ AN/ S/ M/ 2/ 2K/ MC)       |    | 90-93   | L   |   |  | M/T, G.Box:MA         | <b>17-0100</b> |     | 21 |    | 22   | 86,5 | 71,5 | 30 | 76,5 | 65   | 586 | s3  |     |   |
|   |   | 90-93   | R   |   |  | M/T, G.Box:MA         | <b>17-0101</b> |     | 21 |    | 22   | 86,5 | 71,5 | 30 | 76,5 | 328  | 845 | s4  |     |   |
| 1.6 (65 kW) Eng. BDY(XU5M2Z/ 3Z)/ BDZ(XU5M)                 |    | 7/89-93   | L   |   |  | G.Box:BE1/3           | <b>17-0027</b> |     | 25 |    | 24   | 86,5 | 70,5 | 30 | 78,5 | 69,5 | 575 | s5  |     |   |
|   |   | 7/89-93   | R   |   |  | G.Box:BE1/3           | <b>17-0028</b> |     | 25 |    | 24   | 86,5 | 70,5 | 30 | 78,5 | 350  | 844 | s6  |     |   |
| 1.6 (68-69 kW) Eng. B2A(XU52C-K)                            |    | 7/89-93   | L   |   |  | G.Box:BE1/3           | <b>17-0027</b> |     | 25 |    | 24   | 86,5 | 70,5 | 30 | 78,5 | 69,5 | 575 | s5  |     |   |
|   |   | 7/89-93   | R   |   |  | G.Box:BE1/3           | <b>17-0028</b> |     | 25 |    | 24   | 86,5 | 70,5 | 30 | 78,5 | 350  | 844 | s6  |     |   |
| 1.8 D (44 kW) Eng. 161A(XUD7)                               |    | 89-   | L   |   |  | G.Box:BE1/3           | <b>17-0027</b> |     | 25 |    | 24   | 86,5 | 70,5 | 30 | 78,5 | 69,5 | 575 | s5  |     |   |
|   |   | 89-   | R   |   |  | G.Box:BE1/3           | <b>17-0028</b> |     | 25 |    | 24   | 86,5 | 70,5 | 30 | 78,5 | 350  | 844 | s6  |     |   |
| 1.8 TD (57-66 kW) Eng. A8B(XUD7TE)                          |    | 89-   | L   |   |  | G.Box:BE1/3           | <b>17-0027</b> |     | 25 |    | 24   | 86,5 | 70,5 | 30 | 78,5 | 69,5 | 575 | s5  |     |   |
|   |   | 89-   | R   |   |  | G.Box:BE1/3           | <b>17-0028</b> |     | 25 |    | 24   | 86,5 | 70,5 | 30 | 78,5 | 350  | 844 | s6  |     |   |
| 1.9 D (47 kW) Eng. 162/ D9A(XUD9)/ DJZ(XUD9Y)               |    | 89-   | L   |   |  | G.Box:BE1/3           | <b>17-0027</b> |     | 25 |    | 24   | 86,5 | 70,5 | 30 | 78,5 | 69,5 | 575 | s5  |     |   |
|   |   | 89-   | R   |   |  | G.Box:BE1/3           | <b>17-0028</b> |     | 25 |    | 24   | 86,5 | 70,5 | 30 | 78,5 | 350  | 844 | s6  |     |   |
| 1.9 GTI (88 kW) Eng. DKZ(XU9JA/ Z)                          |    | 89-12/93  |     | •   |  | +/-ABS, M/T           | <b>13-0146</b> |     |    |    | 23   | 88   | 101  |    |      |      |     |     |     |   |
|   |   | 89-12/93  |     | •   |  | +ABS, M/T, ABS:Bendix | <b>13-0116</b> |     |    |    | 23   | 88   | 101  |    |      |      |     |     |     |   |
|   |  | 89-12/93  |     | •   |  | +ABS, M/T, ABS:Bendix | <b>15-1182</b> | 48  | 25 | 34 | 55,3 | 87   | 46   |    |      |      |     | 11a | 2   |   |
|   |   | 89-12/93  |     | •   |  | +ABS, M/T, ABS:Bendix | <b>15-1206</b> | 90  | 25 | 23 | 55,3 | 87   | 46   |    |      |      |     |     | 11a | 2 |
|   |   | 89-12/93  |     | •   |  | -ABS, M/T             | <b>15-1177</b> |     | 25 | 23 | 55,3 | 90   | 46   |    |      |      |     |     | 11a | 2 |
| <b>405 I (15B) '87-'93</b>                                  |   |  | L/R |  |  | NOTE                  | METELLI ref.   | ABS | A  | B  | C    | D    | E    | F  | H    | I    | L   | M   | Fig |   |
| 1.4 (47 kW) Eng. KDY(TU3A/ AN/ S/ M/ 2/ 2K)                 |  | 87-92   |     | •   |  | -ABS, G.Box:MA        | <b>13-0019</b> |     |    |    | 20   | 80   | 107  |    |      |      |     |     |     |   |
|   |  | 87-92   |     | •   |  | -ABS, G.Box:MA        | <b>15-1015</b> |     | 25 | 22 | 55,3 | 84   | 46   |    |      |      |     |     | 11a | 2 |














| 405 I (15B) '87-'93   |    | L/R   |  |  | NOTE                 | METELLI ref.                 | ABS     | A  | B  | C    | D  | E   | F   | H  | I   | L    | M   | Fig |     |     |   |
|---|---|---|---|---|----------------------|------------------------------|---------|----|----|------|----|-----|-----|----|-----|------|-----|-----|-----|-----|---|
| 1.6 (53 kW) Eng. B1E(XU51C)   |    | 87-92   |   | ●   | +ABS                 | 13-0146                      |         |    |    | 23   | 88 | 101 |     |    |     |      |     |     |     |     |   |
|   |   | 87-92   |   | ●   | -ABS, M/T, G.Box:BE1 | 13-0019                      |         |    |    | 20   | 80 | 107 |     |    |     |      |     |     |     |     |   |
|   |    | 87-92   |   | ●   | +ABS, ABS:Bendix     | 15-1206                      | 90      | 25 | 23 | 55,3 | 87 | 46  |     |    |     |      |     |     | 11a | 2   |   |
|   |   | 87-92   |   | ●   | +ABS, ABS:Bosch      | 15-1175                      | 29      | 25 | 23 | 55,3 | 87 | 46  |     |    |     |      |     |     |     | 11a | 2 |
|   |   | 87-92   |   | ●   | -ABS, M/T, G.Box:BE1 | 15-1015                      |         | 25 | 22 | 55,3 | 84 | 46  |     |    |     |      |     |     |     | 11a | 2 |
|   |    | 87-92   | L   |   |                      | +ABS, G.Box:BE1/3, ABS:Bosch | 17-0558 | 29 | 25 |      | 24 | 88  | 81  | 33 | 80  | 70   | 605 | s5  |     |     |   |
|   |   | 87-92   | L   |   |                      | -ABS, G.Box:BE1/3            | 17-0058 |    | 25 |      | 24 | 84  | 81  | 33 | 80  | 69,5 | 607 | s5  |     |     |   |
|   |   | 87-92   | R   |   |                      | +ABS, G.Box:BE1/3, ABS:Bosch | 17-0565 | 29 | 25 |      |    | 88  |     |    | 79  |      | 888 |     |     |     |   |
|   |   | 87-92   | R   |   |                      | -ABS, G.Box:BE1/3            | 17-0059 |    | 25 |      | 24 | 84  | 81  | 33 | 80  | 350  | 885 | s6  |     |     |   |
|   | 1.6 (55 kW) Eng. BAZ(XU5CP)   |  | 87-88   |   | ●                    | +ABS                         | 13-0146 |    |    |      | 23 | 88  | 101 |    |     |      |     |     |     |     |   |
| 87-88   |   |   |   | ●   | -ABS, M/T, G.Box:BE1 | 13-0019                      |         |    |    | 20   | 80 | 107 |     |    |     |      |     |     |     |     |   |
|  |   | 87-88   |   | ●   | +ABS, ABS:Bendix     | 15-1206                      | 90      | 25 | 23 | 55,3 | 87 | 46  |     |    |     |      |     |     | 11a | 2   |   |
|   |   | 87-88   |   | ●   | +ABS, ABS:Bosch      | 15-1175                      | 29      | 25 | 23 | 55,3 | 87 | 46  |     |    |     |      |     |     |     | 11a | 2 |
|   |   | 87-88   |   | ●   | -ABS, M/T, G.Box:BE1 | 15-1015                      |         | 25 | 22 | 55,3 | 84 | 46  |     |    |     |      |     |     |     | 11a | 2 |
|  |   | 87-88   | L   |   |                      | -ABS, G.Box:BE1/3            | 17-0058 |    | 25 |      | 24 | 84  | 81  | 33 | 80  | 69,5 | 607 | s5  |     |     |   |
|   |   | 87-88   | R   |   |                      | -ABS, G.Box:BE1/3            | 17-0059 |    | 25 |      | 24 | 84  | 81  | 33 | 80  | 350  | 885 | s6  |     |     |   |
| 1.6 (65-66-69 kW) Eng. BDY(XU5M2Z/ 3Z)/<br>BDZ(XU5M)                              |   |  | 5/87-92   |   | ●                    | +ABS                         | 13-0146 |    |    |      | 23 | 88  | 101 |    |     |      |     |     |     |     |   |
|   | 87-92   |   |   | ●   | -ABS, M/T, G.Box:BE1 | 13-0019                      |         |    |    | 20   | 80 | 107 |     |    |     |      |     |     |     |     |   |
|   |    | 5/87-92   |   | ●   | +ABS, ABS:Bendix     | 15-1206                      | 90      | 25 | 23 | 55,3 | 87 | 46  |     |    |     |      |     |     | 11a | 2   |   |
|   |   | 5/87-92   |   | ●   | +ABS, ABS:Bosch      | 15-1175                      | 29      | 25 | 23 | 55,3 | 87 | 46  |     |    |     |      |     |     |     | 11a | 2 |
|   |   | 87-92   |   | ●   | -ABS, M/T, G.Box:BE1 | 15-1015                      |         | 25 | 22 | 55,3 | 84 | 46  |     |    |     |      |     |     |     | 11a | 2 |
|   |  | 87-92   | L   |   |                      | -ABS, G.Box:BE1/3            | 17-0058 |    | 25 |      | 24 | 84  | 81  | 33 | 80  | 69,5 | 607 | s5  |     |     |   |
| 87-92   |   | R   |   |   | -ABS, G.Box:BE1/3    | 17-0059                      |         | 25 |    | 24   | 84 | 81  | 33  | 80 | 350 | 885  | s6  |     |     |     |   |
| 1.6 (66-69 kW) Eng. B2A(XU52C)/ S   |  | 87-92   |   | ●   | +ABS                 | 13-0146                      |         |    |    | 23   | 88 | 101 |     |    |     |      |     |     |     |     |   |
|   |   | 87-92   |   | ●   | -ABS, M/T, G.Box:BE1 | 13-0019                      |         |    |    | 20   | 80 | 107 |     |    |     |      |     |     |     |     |   |
|   |  | 87-92   |   | ●   | +ABS, ABS:Bendix     | 15-1206                      | 90      | 25 | 23 | 55,3 | 87 | 46  |     |    |     |      |     |     | 11a | 2   |   |
|   |   | 87-92   |   | ●   | +ABS, ABS:Bosch      | 15-1175                      | 29      | 25 | 23 | 55,3 | 87 | 46  |     |    |     |      |     |     |     | 11a | 2 |
|   |   | 87-92   |   | ●   | -ABS, M/T, G.Box:BE1 | 15-1015                      |         | 25 | 22 | 55,3 | 84 | 46  |     |    |     |      |     |     |     | 11a | 2 |
|   |  | 87-92   | L   |   |                      | +ABS, G.Box:BE1/3, ABS:Bosch | 17-0558 | 29 | 25 |      | 24 | 88  | 81  | 33 | 80  | 70   | 605 | s5  |     |     |   |
|   |   | 87-92   | L   |   |                      | -ABS, G.Box:BE1/3            | 17-0058 |    | 25 |      | 24 | 84  | 81  | 33 | 80  | 69,5 | 607 | s5  |     |     |   |
|   |   | 87-92   | R   |   |                      | +ABS, G.Box:BE1/3, ABS:Bosch | 17-0565 | 29 | 25 |      |    | 88  |     |    | 79  |      | 888 |     |     |     |   |
| 87-92   |   | R   |   |   | -ABS, G.Box:BE1/3    | 17-0059                      |         | 25 |    | 24   | 84 | 81  | 33  | 80 | 350 | 885  | s6  |     |     |     |   |



































| 405 I (15B) '87-'93                              |    | L/R        |  |  | NOTE                         | METELLI ref.                 | ABS     | A  | B  | C    | D  | E    | F  | H  | I    | L    | M   | Fig |     |   |
|--|---|------------|---|---|------------------------------|------------------------------|---------|----|----|------|----|------|----|----|------|------|-----|-----|-----|---|
| 1.8 TD (66 kW) Eng. A8A(XUD7TE)/<br>AJZ(XUD7TEY) |    | 3/88-12/92 |   | ●   | +/-ABS, M/T                  | 13-0146                      |         |    |    | 23   | 88 | 101  |    |    |      |      |     |     |     |   |
|  |    | 3/88-12/92 |   | ●   | +ABS, M/T, ABS:Bendix        | 15-1206                      | 90      | 25 | 23 | 55,3 | 87 | 46   |    |    |      |      |     | 11a | 2   |   |
|  |   | 3/88-12/92 |   | ●   | +ABS, M/T, ABS:Bosch         | 15-1175                      | 29      | 25 | 23 | 55,3 | 87 | 46   |    |    |      |      |     |     | 11a | 2 |
|  |   | 3/88-12/92 |   | ●   | -ABS, M/T                    | 15-1177                      |         | 25 | 23 | 55,3 | 90 | 46   |    |    |      |      |     |     | 11a | 2 |
|  |   | 3/88-12/92 |   | ●   | -ABS, M/T                    | 15-1177                      |         | 25 | 23 | 55,3 | 90 | 46   |    |    |      |      |     |     | 11a | 2 |
|  |    | 88-92      | L   |   |                              | +ABS, G.Box:BE1/3, ABS:Bosch | 17-0558 | 29 | 25 |      | 24 | 88   | 81 | 33 | 80   | 70   | 605 | s5  |     |   |
|  |   | 88-92      | L   |   |                              | -ABS, G.Box:BE1/3            | 17-0556 |    | 25 |      | 24 | 90   | 81 | 33 | 80   | 70   | 605 | s5  |     |   |
| 88-92  |   | R          |   |   | +ABS, G.Box:BE1/3, ABS:Bosch | 17-0565                      | 29      | 25 |    |      | 88 |      |    | 79 |      | 888  |     |     |     |   |
| 88-92  |   | R          |   |   | -ABS, G.Box:BE1/3            | 17-0557                      |         | 25 |    | 24   | 90 | 76,5 | 33 | 80 | 350  | 877  | s6  |     |     |   |
| 1.9 (70 kW) Eng. D2C(XU92C)                      |    | 5/87-12/92 |   | ●   | +ABS, M/T                    | 13-0146                      |         |    |    | 23   | 88 | 101  |    |    |      |      |     |     |     |   |
|  |    | 7/87-12/92 |   | ●   | -ABS, M/T+A/T, G.Box:BE1     | 13-0019                      |         |    |    | 20   | 80 | 107  |    |    |      |      |     |     |     |   |
|  |    | 5/87-12/92 |   | ●   | +ABS, M/T, ABS:Bendix        | 15-1206                      | 90      | 25 | 23 | 55,3 | 87 | 46   |    |    |      |      |     |     | 11a | 2 |
|  |   | 5/87-12/92 |   | ●   | +ABS, M/T, ABS:Bosch         | 15-1175                      | 29      | 25 | 23 | 55,3 | 87 | 46   |    |    |      |      |     |     | 11a | 2 |
|  |   | 7/87-12/92 |   | ●   | -ABS, M/T+A/T, G.Box:BE1     | 15-1015                      |         | 25 | 22 | 55,3 | 84 | 46   |    |    |      |      |     |     | 11a | 2 |
|  |   | 7/87-12/92 |   | ●   | -ABS, M/T+A/T, G.Box:BE1     | 15-1015                      |         | 25 | 22 | 55,3 | 84 | 46   |    |    |      |      |     |     | 11a | 2 |
|  |    | 87-92      | L   |   |                              | +ABS, G.Box:BE1/3, ABS:Bosch | 17-0558 | 29 | 25 |      | 24 | 88   | 81 | 33 | 80   | 70   | 605 | s5  |     |   |
| 87-92  |   | L          |   |   | -ABS, G.Box:BE1/3            | 17-0058                      |         | 25 |    | 24   | 84 | 81   | 33 | 80 | 69,5 | 607  | s5  |     |     |   |
| 87-92  |   | R          |   |   | +ABS, G.Box:BE1/3, ABS:Bosch | 17-0565                      | 29      | 25 |    |      | 88 |      |    | 79 |      | 888  |     |     |     |   |
| 87-92  |   | R          |   |   | -ABS, G.Box:BE1/3            | 17-0059                      |         | 25 |    | 24   | 84 | 81   | 33 | 80 | 350  | 885  | s6  |     |     |   |
| 1.9 D (47 kW) Eng. DJZ(XUD9Y)                    |    | 88-92      |   | ●   | M/T                          | 13-0019                      |         |    |    | 20   | 80 | 107  |    |    |      |      |     |     |     |   |
|  |    | 88-92      |   | ●   | M/T                          | 15-1015                      |         | 25 | 22 | 55,3 | 84 | 46   |    |    |      |      |     | 11a | 2   |   |
|  |   | 88-92      | L   |   |                              | +ABS, G.Box:BE1/3, ABS:Bosch | 17-0558 | 29 | 25 |      | 24 | 88   | 81 | 33 | 80   | 70   | 605 | s5  |     |   |
|  |   | 88-92      | L   |   |                              | -ABS, G.Box:BE1/3            | 17-0058 |    | 25 |      | 24 | 84   | 81 | 33 | 80   | 69,5 | 607 | s5  |     |   |
|  |   | 88-92      | R   |   |                              | +ABS, G.Box:BE1/3, ABS:Bosch | 17-0565 | 29 | 25 |      |    | 88   |    |    | 79   |      | 888 |     |     |   |
|  |   | 88-92      | R   |   |                              | -ABS, G.Box:BE1/3            | 17-0059 |    | 25 |      | 24 | 84   | 81 | 33 | 80   | 350  | 885 | s6  |     |   |
| 1.9 D (51 kW) Eng. D9B(XUD9A)                    |  | 88-92      |   | ●   | M/T                          | 13-0019                      |         |    |    | 20   | 80 | 107  |    |    |      |      |     |     |     |   |
|  |  | 88-92      |   | ●   | M/T                          | 15-1015                      |         | 25 | 22 | 55,3 | 84 | 46   |    |    |      |      |     | 11a | 2   |   |
|  |  | 88-92      | L   |   |                              | +ABS, G.Box:BE1/3, ABS:Bosch | 17-0558 | 29 | 25 |      | 24 | 88   | 81 | 33 | 80   | 70   | 605 | s5  |     |   |
|  |   | 88-92      | L   |   |                              | -ABS, G.Box:BE1/3            | 17-0058 |    | 25 |      | 24 | 84   | 81 | 33 | 80   | 69,5 | 607 | s5  |     |   |
|  |   | 88-92      | R   |   |                              | +ABS, G.Box:BE1/3, ABS:Bosch | 17-0565 | 29 | 25 |      |    | 88   |    |    | 79   |      | 888 |     |     |   |
| 88-92  |   | R          |   |   | -ABS, G.Box:BE1/3            | 17-0059                      |         | 25 |    | 24   | 84 | 81   | 33 | 80 | 350  | 885  | s6  |     |     |   |


















# PEUGEOT












| 405 I (15B) '87-'93                           |    | L/R   |  |  | NOTE                     | METELLI ref.                 | ABS            | A  | B  | C    | D    | E   | F  | H   | I   | L    | M   | Fig |     |   |
|---|---|-------|---|---|--------------------------|------------------------------|----------------|----|----|------|------|-----|----|-----|-----|------|-----|-----|-----|---|
| 1.9 GRi/SRi 4WD (80 kW) Eng. DDZ(XU9M)        |    | 88-92 |   | ●   | +ABS, M/T                | <b>13-0146</b>               |                |    |    | 23   | 88   | 101 |    |     |     |      |     |     |     |   |
|   |   | 88-92 |   | ●   | -ABS, M/T+A/T, G.Box:BE1 | <b>13-0019</b>               |                |    |    | 20   | 80   | 107 |    |     |     |      |     |     |     |   |
|   |    | 88-92 |   | ●   | +ABS, M/T, ABS:Bendix    | <b>15-1206</b>               | 90             | 25 | 23 | 55,3 | 87   | 46  |    |     |     |      |     |     | 11a | 2 |
|   |   | 88-92 |   | ●   | +ABS, M/T, ABS:Bosch     | <b>15-1175</b>               | 29             | 25 | 23 | 55,3 | 87   | 46  |    |     |     |      |     |     | 11a | 2 |
|   |   | 88-92 |   | ●   | -ABS, M/T+A/T, G.Box:BE1 | <b>15-1015</b>               |                | 25 | 22 | 55,3 | 84   | 46  |    |     |     |      |     |     | 11a | 2 |
|   |    | 88-92 | L   |   |                          | -ABS, A/T, G.Box:BE1/3       | <b>17-0058</b> |    | 25 |      | 24   | 84  | 81 | 33  | 80  | 69,5 | 607 |     | s5  |   |
| 88-92   |   | R     |   |   | -ABS, A/T, G.Box:BE1/3   | <b>17-0059</b>               |                | 25 |    | 24   | 84   | 81  | 33 | 80  | 350 | 885  |     | s6  |     |   |
| 1.9 GTi (88-96 kW) Eng. DKZ(XU9JA/ Z/ 2C/ S)  |    | 88-92 |   | ●   | +/-ABS, M/T              | <b>13-0146</b>               |                |    |    | 23   | 88   | 101 |    |     |     |      |     |     |     |   |
|   |   | 88-92 |   | ●   | +ABS, M/T, ABS:Bendix    | <b>15-1206</b>               | 90             | 25 | 23 | 55,3 | 87   | 46  |    |     |     |      |     |     | 11a | 2 |
|   |   | 88-92 |   | ●   | +ABS, M/T, ABS:Bosch     | <b>15-1175</b>               | 29             | 25 | 23 | 55,3 | 87   | 46  |    |     |     |      |     |     | 11a | 2 |
|   |    | 88-92 |   | ●   |                          | -ABS, M/T                    | <b>15-1177</b> |    | 25 | 23   | 55,3 | 90  | 46 |     |     |      |     |     | 11a | 2 |
|   |   | 88-92 | L   |   |                          | +ABS, G.Box:BE1/3, ABS:Bosch | <b>17-0558</b> | 29 | 25 |      | 24   | 88  | 81 | 33  | 80  | 70   | 605 |     | s5  |   |
|   |   | 88-92 | L   |   |                          | -ABS, G.Box:BE1/3            | <b>17-0556</b> |    | 25 |      | 24   | 90  | 81 | 33  | 80  | 70   | 605 |     | s5  |   |
|   |   | 88-92 | R   |   |                          | +ABS, G.Box:BE1/3, ABS:Bosch | <b>17-0565</b> | 29 | 25 |      |      | 88  |    |     | 79  |      | 888 |     |     |   |
| 88-92   | R   |       |   | -ABS, G.Box:BE1/3   | <b>17-0557</b>           |                              | 25             |    | 24 | 90   | 76,5 | 33  | 80 | 350 | 877 |      | s6  |     |     |   |
| 1.9 Sport MI-16 (108 kW) Eng. DFW(XU9J4Z)     |    | 88-92 |   | ●   | +/-ABS, M/T              | <b>13-0146</b>               |                |    |    | 23   | 88   | 101 |    |     |     |      |     |     |     |   |
|   |   | 88-92 |   | ●   | +ABS, M/T, ABS:Bendix    | <b>15-1206</b>               | 90             | 25 | 23 | 55,3 | 87   | 46  |    |     |     |      |     |     | 11a | 2 |
|   |   | 88-92 |   | ●   | +ABS, M/T, ABS:Bosch     | <b>15-1175</b>               | 29             | 25 | 23 | 55,3 | 87   | 46  |    |     |     |      |     |     | 11a | 2 |
|   |   | 88-92 |   | ●   |                          | -ABS, M/T                    | <b>15-1177</b> |    | 25 | 23   | 55,3 | 90  | 46 |     |     |      |     |     | 11a | 2 |
|   |   | 88-92 | L   |   |                          | +ABS, G.Box:BE1/3, ABS:Bosch | <b>17-0558</b> | 29 | 25 |      | 24   | 88  | 81 | 33  | 80  | 70   | 605 |     | s5  |   |
|   |   | 88-92 | L   |   |                          | -ABS, G.Box:BE1/3            | <b>17-0556</b> |    | 25 |      | 24   | 90  | 81 | 33  | 80  | 70   | 605 |     | s5  |   |
| 88-92   | R   |       |   | +ABS, G.Box:BE1/3, ABS:Bosch  | <b>17-0565</b>           | 29                           | 25             |    |    | 88   |      |     | 79 |     | 888 |      |     |     |     |   |
| 88-92   | R   |       |   | -ABS, G.Box:BE1/3   | <b>17-0557</b>           |                              | 25             |    | 24 | 90   | 76,5 | 33  | 80 | 350 | 877 |      | s6  |     |     |   |
| 1.9 Sport MI-16 (116-118 kW) Eng. D6C(XU9J4)  |  | 87-91 |   | ●   | -ABS                     | <b>13-0116</b>               |                |    |    | 23   | 88   | 101 |    |     |     |      |     |     |     |   |
|   |   | 87-91 |   | ●   | -ABS                     | <b>15-1142</b>               |                | 25 | 34 | 55,3 | 90   | 46  |    |     |     |      |     |     | 11a | 2 |
| 1.9 Sport MI-16 4WD (108 kW) Eng. DFW(XU9J4Z) |  | 88-92 |   | ●   | +/-ABS, M/T              | <b>13-0146</b>               |                |    |    | 23   | 88   | 101 |    |     |     |      |     |     |     |   |
|   |   | 88-92 |   | ●   | +ABS, M/T, ABS:Bendix    | <b>15-1206</b>               | 90             | 25 | 23 | 55,3 | 87   | 46  |    |     |     |      |     |     | 11a | 2 |
|   |   | 88-92 |   | ●   | +ABS, M/T, ABS:Bosch     | <b>15-1175</b>               | 29             | 25 | 23 | 55,3 | 87   | 46  |    |     |     |      |     |     | 11a | 2 |
|   |  | 88-92 |   | ●   |                          | -ABS, M/T                    | <b>15-1177</b> |    | 25 | 23   | 55,3 | 90  | 46 |     |     |      |     |     | 11a | 2 |
|   |   | 88-92 | L   |   |                          | +ABS, G.Box:BE1/3, ABS:Bosch | <b>17-0558</b> | 29 | 25 |      | 24   | 88  | 81 | 33  | 80  | 70   | 605 |     | s5  |   |
|   |   | 88-92 | L   |   |                          | -ABS, G.Box:BE1/3            | <b>17-0556</b> |    | 25 |      | 24   | 90  | 81 | 33  | 80  | 70   | 605 |     | s5  |   |
|   |   | 88-92 | R   |   |                          | +ABS, G.Box:BE1/3, ABS:Bosch | <b>17-0565</b> | 29 | 25 |      |      | 88  |    |     | 79  |      | 888 |     |     |   |
| 88-92   | R   |       |   | -ABS, G.Box:BE1/3   | <b>17-0557</b>           |                              | 25             |    | 24 | 90   | 76,5 | 33  | 80 | 350 | 877 |      | s6  |     |     |   |




















| 405 I (15B) '87-'93   |   |  | L/R   |  |  | NOTE   | METELLI ref.                 | ABS          | A   | B  | C    | D    | E   | F    | H  | I   | L    | M   | Fig |     |
|---|---|---|---|---|--|--|------------------------------|--------------|-----|----|------|------|-----|------|----|-----|------|-----|-----|-----|
| 1.9i (77 kW) Eng. DFZ(XU9J1)  |    | 87-92   |   | ●   |  | +ABS, M/T  | 13-0146                      |              |     |    | 23   | 88   | 101 |      |    |     |      |     |     |     |
|   |   | 87-92   |   | ●   |  | -ABS, M/T+A/T, G.Box:BE1   | 13-0019                      |              |     |    | 20   | 80   | 107 |      |    |     |      |     |     |     |
|   |    | 87-92   |   | ●   |  | +ABS, M/T, ABS:Bendix  | 15-1206                      | 90           | 25  | 23 | 55,3 | 87   | 46  |      |    |     |      |     | 11a | 2   |
|   |   | 87-92   |   | ●   |  | +ABS, M/T, ABS:Bosch   | 15-1175                      | 29           | 25  | 23 | 55,3 | 87   | 46  |      |    |     |      |     | 11a | 2   |
|   |   | 87-92   |   | ●   |  | -ABS, M/T+A/T, G.Box:BE1   | 15-1015                      |              | 25  | 22 | 55,3 | 84   | 46  |      |    |     |      |     | 11a | 2   |
|   |    | 87-92   | L   |   |  |  | +ABS, G.Box:BE1/3, ABS:Bosch | 17-0558      | 29  | 25 |      | 24   | 88  | 81   | 33 | 80  | 70   | 605 | s5  |     |
|   |   | 87-92   | L   |   |  |  | -ABS, G.Box:BE1/3            | 17-0556      |     | 25 |      | 24   | 90  | 81   | 33 | 80  | 70   | 605 | s5  |     |
|   |   | 87-92   | R   |   |  |  | +ABS, G.Box:BE1/3, ABS:Bosch | 17-0565      | 29  | 25 |      |      | 88  |      |    | 79  |      | 888 |     |     |
|   |   | 87-92   | R   |   |  |  | -ABS, G.Box:BE1/3            | 17-0557      |     | 25 |      | 24   | 90  | 76,5 | 33 | 80  | 350  | 877 | s6  |     |
|   | <b>405 I (15E) Break '87-'92</b>  |   |  | L/R   |   |  | NOTE                         | METELLI ref. | ABS | A  | B    | C    | D   | E    | F  | H   | I    | L   | M   | Fig |
| 1.6 (53 kW) Eng. B1E(XU51C)   |    | 87-92   |   | ●   |  | +ABS   | 13-0146                      |              |     |    | 23   | 88   | 101 |      |    |     |      |     |     |     |
|   |   | 87-92   |   | ●   |  | -ABS, M/T, G.Box:BE1   | 13-0019                      |              |     |    | 20   | 80   | 107 |      |    |     |      |     |     |     |
|   |    | 87-92   |   | ●   |  |  | +ABS, ABS:Bendix             | 15-1206      | 90  | 25 | 23   | 55,3 | 87  | 46   |    |     |      |     | 11a | 2   |
|   |   | 87-92   |   | ●   |  |  | +ABS, ABS:Bosch              | 15-1175      | 29  | 25 | 23   | 55,3 | 87  | 46   |    |     |      |     | 11a | 2   |
|   |   | 87-92   |   | ●   |  |  | -ABS, M/T, G.Box:BE1         | 15-1015      |     | 25 | 22   | 55,3 | 84  | 46   |    |     |      |     | 11a | 2   |
|   |    | 87-92   | L   |   |  |  | +ABS, G.Box:BE1/3, ABS:Bosch | 17-0558      | 29  | 25 |      | 24   | 88  | 81   | 33 | 80  | 70   | 605 | s5  |     |
|   |   | 87-92   | L   |   |  |  | -ABS, G.Box:BE1/3            | 17-0058      |     | 25 |      | 24   | 84  | 81   | 33 | 80  | 69,5 | 607 | s5  |     |
|   |   | 87-92   | R   |   |  |  | +ABS, G.Box:BE1/3, ABS:Bosch | 17-0565      | 29  | 25 |      |      | 88  |      |    | 79  |      | 888 |     |     |
|   |   | 87-92   | R   |   |  |  | -ABS, G.Box:BE1/3            | 17-0059      |     | 25 |      | 24   | 84  | 81   | 33 | 80  | 350  | 885 | s6  |     |
|   | 1.6 (55 kW) Eng. BAZ(XU5CP)   |  | 87-88   |   | ●  |  | +ABS                         | 13-0146      |     |    |      | 23   | 88  | 101  |    |     |      |     |     |     |
| 87-88   |   |   |   | ●   |  | -ABS, M/T, G.Box:BE1   | 13-0019                      |              |     |    | 20   | 80   | 107 |      |    |     |      |     |     |     |
|  |   | 87-88   |   | ●   |  |  | +ABS, ABS:Bendix             | 15-1206      | 90  | 25 | 23   | 55,3 | 87  | 46   |    |     |      |     | 11a | 2   |
|   |   | 87-88   |   | ●   |  |  | +ABS, ABS:Bosch              | 15-1175      | 29  | 25 | 23   | 55,3 | 87  | 46   |    |     |      |     | 11a | 2   |
|   |   | 87-88   |   | ●   |  |  | -ABS, M/T, G.Box:BE1         | 15-1015      |     | 25 | 22   | 55,3 | 84  | 46   |    |     |      |     | 11a | 2   |
|  |   | 87-88   | L   |   |  |  | -ABS, G.Box:BE1/3            | 17-0058      |     | 25 |      | 24   | 84  | 81   | 33 | 80  | 69,5 | 607 | s5  |     |
|   | 87-88   | R   |   |   |  | -ABS, G.Box:BE1/3  | 17-0059                      |              | 25  |    | 24   | 84   | 81  | 33   | 80 | 350 | 885  | s6  |     |     |
| 1.6 (65-66 kW) Eng. BDY(XU5M2Z/ 3Z)/<br>BDZ(XU5M)                                   |  | 87-92   |   | ●   |  | +ABS   | 13-0146                      |              |     |    | 23   | 88   | 101 |      |    |     |      |     |     |     |
|   |   | 87-92   |   | ●   |  | -ABS, M/T, G.Box:BE1   | 13-0019                      |              |     |    | 20   | 80   | 107 |      |    |     |      |     |     |     |
|   |  | 87-92   |   | ●   |  |  | +ABS, ABS:Bendix             | 15-1206      | 90  | 25 | 23   | 55,3 | 87  | 46   |    |     |      |     | 11a | 2   |
|   |   | 87-92   |   | ●   |  |  | +ABS, ABS:Bosch              | 15-1175      | 29  | 25 | 23   | 55,3 | 87  | 46   |    |     |      |     | 11a | 2   |
|   |   | 87-92   |   | ●   |  |  | -ABS, M/T, G.Box:BE1         | 15-1015      |     | 25 | 22   | 55,3 | 84  | 46   |    |     |      |     | 11a | 2   |
|   |  | 87-92   | L   |   |  |  | -ABS, G.Box:BE1/3            | 17-0058      |     | 25 |      | 24   | 84  | 81   | 33 | 80  | 69,5 | 607 | s5  |     |
| 87-92   |   | R   |   |   |  | -ABS, G.Box:BE1/3  | 17-0059                      |              | 25  |    | 24   | 84   | 81  | 33   | 80 | 350 | 885  | s6  |     |     |

| 405 I (15E) Break '87-'92   |   |  | L/R   |  |  | NOTE                     | METELLI ref.                 | ABS     | A  | B  | C    | D  | E   | F    | H   | I   | L    | M   | Fig |   |
|---|---|---|-------|---|---|--------------------------|------------------------------|---------|----|----|------|----|-----|------|-----|-----|------|-----|-----|---|
| 1.6 (66-69 kW) Eng. B2A(XU52C)/ S   |    | 87-92   |       | ●   |   | +ABS                     | 13-0146                      |         |    |    | 23   | 88 | 101 |      |     |     |      |     |     |   |
|   |   | 87-92   |       | ●   |   | -ABS, M/T, G.Box:BE1     | 13-0019                      |         |    |    | 20   | 80 | 107 |      |     |     |      |     |     |   |
|   |    | 87-92   |       | ●   |   | +ABS, ABS:Bendix         | 15-1206                      | 90      | 25 | 23 | 55,3 | 87 | 46  |      |     |     |      |     | 11a | 2 |
|   |   | 87-92   |       | ●   |   | +ABS, ABS:Bosch          | 15-1175                      | 29      | 25 | 23 | 55,3 | 87 | 46  |      |     |     |      |     | 11a | 2 |
|   |   | 87-92   |       | ●   |   | -ABS, M/T, G.Box:BE1     | 15-1015                      |         | 25 | 22 | 55,3 | 84 | 46  |      |     |     |      |     | 11a | 2 |
|   |    | 87-92   | L     |   |   |                          | +ABS, G.Box:BE1/3, ABS:Bosch | 17-0558 | 29 | 25 |      | 24 | 88  | 81   | 33  | 80  | 70   | 605 | s5  |   |
|   |   | 87-92   | L     |   |   |                          | -ABS, G.Box:BE1/3            | 17-0058 |    | 25 |      | 24 | 84  | 81   | 33  | 80  | 69,5 | 607 | s5  |   |
|   |   | 87-92   | R     |   |   |                          | +ABS, G.Box:BE1/3, ABS:Bosch | 17-0565 | 29 | 25 |      |    | 88  |      |     | 79  |      | 888 |     |   |
|   |   | 87-92   | R     |   |   |                          | -ABS, G.Box:BE1/3            | 17-0059 |    | 25 |      | 24 | 84  | 81   | 33  | 80  | 350  | 885 | s6  |   |
|   | 1.8 TD (66 kW) Eng. A8A(XUD7TE)/ AJZ(XUD7TEY)                                       |  | 88-92 |   | ●   |                          | +/-ABS, M/T                  | 13-0146 |    |    |      | 23 | 88  | 101  |     |     |      |     |     |   |
| 88-92   |   |   |       | ●   |   | +ABS, M/T, ABS:Bendix    | 15-1206                      | 90      | 25 | 23 | 55,3 | 87 | 46  |      |     |     |      |     | 11a | 2 |
|  |   | 88-92   |       | ●   |   | +ABS, M/T, ABS:Bosch     | 15-1175                      | 29      | 25 | 23 | 55,3 | 87 | 46  |      |     |     |      |     | 11a | 2 |
|   |   | 88-92   |       | ●   |   | -ABS, M/T                | 15-1177                      |         | 25 | 23 | 55,3 | 90 | 46  |      |     |     |      |     | 11a | 2 |
|   |   | 88-92   | L     |   |   |                          | +ABS, G.Box:BE1/3, ABS:Bosch | 17-0558 | 29 | 25 |      | 24 | 88  | 81   | 33  | 80  | 70   | 605 | s5  |   |
|  |   | 88-92   | L     |   |   |                          | -ABS, G.Box:BE1/3            | 17-0556 |    | 25 |      | 24 | 90  | 81   | 33  | 80  | 70   | 605 | s5  |   |
|   |   | 88-92   | R     |   |   |                          | +ABS, G.Box:BE1/3, ABS:Bosch | 17-0565 | 29 | 25 |      |    | 88  |      |     | 79  |      | 888 |     |   |
|   |   | 88-92   | R     |   |   |                          | -ABS, G.Box:BE1/3            | 17-0557 |    | 25 |      | 24 | 90  | 76,5 | 33  | 80  | 350  | 877 | s6  |   |
| 1.9 (70 kW) Eng. D2C(XU92C)   |    | 87-92   |       | ●   |   | +ABS, M/T                | 13-0146                      |         |    |    | 23   | 88 | 101 |      |     |     |      |     |     |   |
|   |   | 87-92   |       | ●   |   | -ABS, M/T+A/T, G.Box:BE1 | 13-0019                      |         |    |    | 20   | 80 | 107 |      |     |     |      |     |     |   |
|   |    | 87-92   |       | ●   |   | +ABS, M/T, ABS:Bendix    | 15-1206                      | 90      | 25 | 23 | 55,3 | 87 | 46  |      |     |     |      |     | 11a | 2 |
|   |   | 87-92   |       | ●   |   | +ABS, M/T, ABS:Bosch     | 15-1175                      | 29      | 25 | 23 | 55,3 | 87 | 46  |      |     |     |      |     | 11a | 2 |
|   |   | 87-92   |       | ●   |   | -ABS, M/T+A/T, G.Box:BE1 | 15-1015                      |         | 25 | 22 | 55,3 | 84 | 46  |      |     |     |      |     | 11a | 2 |
|   |  | 87-92   | L     |   |   |                          | +ABS, G.Box:BE1/3, ABS:Bosch | 17-0558 | 29 | 25 |      | 24 | 88  | 81   | 33  | 80  | 70   | 605 | s5  |   |
|   |   | 87-92   | L     |   |   |                          | -ABS, G.Box:BE1/3            | 17-0058 |    | 25 |      | 24 | 84  | 81   | 33  | 80  | 69,5 | 607 | s5  |   |
|   |   | 87-92   | R     |   |   |                          | +ABS, G.Box:BE1/3, ABS:Bosch | 17-0565 | 29 | 25 |      |    | 88  |      |     | 79  |      | 888 |     |   |
| 87-92   |   | R   |       |   |   | -ABS, G.Box:BE1/3        | 17-0059                      |         | 25 |    | 24   | 84 | 81  | 33   | 80  | 350 | 885  | s6  |     |   |
| 1.9 D (47 kW) Eng. DJZ(XUD9Y)   |  | 88-92   |       | ●   |   | M/T                      | 13-0019                      |         |    |    | 20   | 80 | 107 |      |     |     |      |     |     |   |
|   |   | 88-92   |       | ●   |   | M/T                      | 15-1015                      |         | 25 | 22 | 55,3 | 84 | 46  |      |     |     |      |     | 11a | 2 |
|   |  | 88-92   | L     |   |   |                          | +ABS, G.Box:BE1/3, ABS:Bosch | 17-0558 | 29 | 25 |      | 24 | 88  | 81   | 33  | 80  | 70   | 605 | s5  |   |
|   |   | 88-92   | L     |   |   |                          | -ABS, G.Box:BE1/3            | 17-0058 |    | 25 |      | 24 | 84  | 81   | 33  | 80  | 69,5 | 607 | s5  |   |
|   |   | 88-92   | R     |   |   |                          | +ABS, G.Box:BE1/3, ABS:Bosch | 17-0565 | 29 | 25 |      |    | 88  |      |     | 79  |      | 888 |     |   |
| 88-92   | R   |   |       |   | -ABS, G.Box:BE1/3   | 17-0059                  |                              | 25      |    | 24 | 84   | 81 | 33  | 80   | 350 | 885 | s6   |     |     |   |



















| 405 I (15E) Break '87-'92   |    | L/R                                   |  |  | NOTE                     | METELLI ref.                 | ABS       | A       | B  | C    | D    | E   | F    | H   | I  | L    | M   | Fig |     |   |
|---|---|---------------------------------------|---|---|--------------------------|------------------------------|-----------|---------|----|------|------|-----|------|-----|----|------|-----|-----|-----|---|
| 1.9 D (51 kW) Eng. D9B(XUD9A)   |    | 88-92                                 |   | ●   | M/T                      | 13-0019                      |           |         |    | 20   | 80   | 107 |      |     |    |      |     |     |     |   |
|   |    | 88-92                                 |   | ●   | M/T                      | 15-1015                      |           | 25      | 22 | 55,3 | 84   | 46  |      |     |    |      |     | 11a | 2   |   |
|   |    | 88-92                                 | L   |   |                          | +ABS, G.Box:BE1/3, ABS:Bosch | 17-0558   | 29      | 25 |      | 24   | 88  | 81   | 33  | 80 | 70   | 605 | s5  |     |   |
|   |   | 88-92                                 | L   |   |                          | -ABS, G.Box:BE1/3            | 17-0058   |         | 25 |      | 24   | 84  | 81   | 33  | 80 | 69,5 | 607 | s5  |     |   |
|   |   | 88-92                                 | R   |   |                          | +ABS, G.Box:BE1/3, ABS:Bosch | 17-0565   | 29      | 25 |      |      | 88  |      |     | 79 |      | 888 |     |     |   |
|   |   | 88-92                                 | R   |   |                          | -ABS, G.Box:BE1/3            | 17-0059   |         | 25 |      | 24   | 84  | 81   | 33  | 80 | 350  | 885 | s6  |     |   |
| 1.9 GRi/SRi (80 kW) Eng. DDZ(XU9M)  |    | 88-92                                 |   | ●   | +ABS, M/T                | 13-0146                      |           |         |    | 23   | 88   | 101 |      |     |    |      |     |     |     |   |
|   |   | 88-92                                 |   | ●   | -ABS, M/T+A/T, G.Box:BE1 | 13-0019                      |           |         |    | 20   | 80   | 107 |      |     |    |      |     |     |     |   |
|   |    | 88-92                                 |   |   | ●                        | +ABS, M/T, ABS:Bendix        | 15-1206   | 90      | 25 | 23   | 55,3 | 87  | 46   |     |    |      |     |     | 11a | 2 |
|   |   | 88-92                                 |   |   | ●                        | +ABS, M/T, ABS:Bosch         | 15-1175   | 29      | 25 | 23   | 55,3 | 87  | 46   |     |    |      |     |     | 11a | 2 |
|   |    | 88-92                                 |   |   | ●                        | -ABS, M/T+A/T, G.Box:BE1     | 15-1015   |         | 25 | 22   | 55,3 | 84  | 46   |     |    |      |     |     | 11a | 2 |
|   |   | 88-92                                 | L   |   |                          | -ABS, A/T, G.Box:BE1/3       | 17-0058   |         | 25 |      | 24   | 84  | 81   | 33  | 80 | 69,5 | 607 | s5  |     |   |
|   |   | 88-92                                 | R   |   |                          | -ABS, A/T, G.Box:BE1/3       | 17-0059   |         | 25 |      | 24   | 84  | 81   | 33  | 80 | 350  | 885 | s6  |     |   |
|   |   | 1.9 GTi, 4WD (88 kW) Eng. DKZ(XU9JAZ) |  | 88-92   |                          | ●                            | +ABS, M/T | 13-0146 |    |      |      | 23  | 88   | 101 |    |      |     |     |     |   |
| 88-92   |   |                                       |   | ●   | -ABS, M/T+A/T, G.Box:BE1 | 13-0019                      |           |         |    | 20   | 80   | 107 |      |     |    |      |     |     |     |   |
|  | 88-92   |                                       |   |   | ●                        | +ABS, M/T, ABS:Bendix        | 15-1206   | 90      | 25 | 23   | 55,3 | 87  | 46   |     |    |      |     |     | 11a | 2 |
|   | 88-92   |                                       |   |   | ●                        | +ABS, M/T, ABS:Bosch         | 15-1175   | 29      | 25 | 23   | 55,3 | 87  | 46   |     |    |      |     |     | 11a | 2 |
|  | 88-92   |                                       |   |   | ●                        | -ABS, M/T+A/T, G.Box:BE1     | 15-1015   |         | 25 | 22   | 55,3 | 84  | 46   |     |    |      |     |     | 11a | 2 |
|   | 88-92   |                                       | L   |   |                          | +ABS, G.Box:BE1/3, ABS:Bosch | 17-0558   | 29      | 25 |      | 24   | 88  | 81   | 33  | 80 | 70   | 605 | s5  |     |   |
|   | 88-92   |                                       | L   |   |                          | -ABS, G.Box:BE1/3            | 17-0556   |         | 25 |      | 24   | 90  | 81   | 33  | 80 | 70   | 605 | s5  |     |   |
|   | 88-92   |                                       | R   |   |                          | +ABS, G.Box:BE1/3, ABS:Bosch | 17-0565   | 29      | 25 |      |      | 88  |      |     | 79 |      | 888 |     |     |   |
| 1.9 Sport MI-16 (108 kW) Eng. DFW(XU9J4Z)   |  | 88-92                                 |   | ●   | +/-ABS, M/T              | 13-0146                      |           |         |    | 23   | 88   | 101 |      |     |    |      |     |     |     |   |
|   |   | 88-92                                 |   | ●   | +ABS, M/T, ABS:Bendix    | 15-1206                      | 90        | 25      | 23 | 55,3 | 87   | 46  |      |     |    |      |     |     | 11a | 2 |
|   |  | 88-92                                 |   |   | ●                        | +ABS, M/T, ABS:Bosch         | 15-1175   | 29      | 25 | 23   | 55,3 | 87  | 46   |     |    |      |     |     | 11a | 2 |
|   |   | 88-92                                 |   |   | ●                        | -ABS, M/T                    | 15-1177   |         | 25 | 23   | 55,3 | 90  | 46   |     |    |      |     |     | 11a | 2 |
|   |  | 88-92                                 | L   |   |                          | +ABS, G.Box:BE1/3, ABS:Bosch | 17-0558   | 29      | 25 |      | 24   | 88  | 81   | 33  | 80 | 70   | 605 | s5  |     |   |
|   |   | 88-92                                 | L   |   |                          | -ABS, G.Box:BE1/3            | 17-0556   |         | 25 |      | 24   | 90  | 81   | 33  | 80 | 70   | 605 | s5  |     |   |
|   |   | 88-92                                 | R   |   |                          | +ABS, G.Box:BE1/3, ABS:Bosch | 17-0565   | 29      | 25 |      |      | 88  |      |     | 79 |      | 888 |     |     |   |
|   |   | 88-92                                 | R   |   |                          | -ABS, G.Box:BE1/3            | 17-0557   |         | 25 |      | 24   | 90  | 76,5 | 33  | 80 | 350  | 877 | s6  |     |   |


















| 405 II (4B) '92-'96                |    | L/R   |  |  | NOTE                             | METELLI ref.                     | ABS            | A  | B  | C    | D  | E   | F  | H  | I   | L    | M   | Fig |     |   |
|------------------------------------|---|-------|---|---|----------------------------------|----------------------------------|----------------|----|----|------|----|-----|----|----|-----|------|-----|-----|-----|---|
| 1.9 D (50 kW) Eng. DJY(XUD9A)      |    | 94-95 |   | ●   | +/-ABS                           | <b>13-0116</b>                   |                |    |    | 23   | 88 | 101 |    |    |     |      |     |     |     |   |
|                                    |   | 94-95 |   | ●   | +ABS, ABS:Bendix                 | <b>15-1139</b>                   | 90             | 25 | 34 | 55,3 | 87 | 46  |    |    |     |      |     | 11a | 2   |   |
|                                    |   | 94-95 |   | ●   | +ABS, ABS:Bosch                  | <b>15-1216</b>                   | 29             | 25 | 34 | 55,3 | 87 | 46  |    |    |     |      |     |     | 11a | 2 |
|                                    |   | 94-95 |   | ●   | -ABS                             | <b>15-1142</b>                   |                | 25 | 34 | 55,3 | 90 | 46  |    |    |     |      |     |     | 11a | 2 |
|                                    |    | 94-95 | L   |   |                                  | +ABS, ABS:Bosch                  | <b>17-0166</b> | 29 | 25 |      | 24 | 88  | 81 | 33 | 80  | 61,5 | 600 | s5  |     |   |
|                                    |   | 94-95 | L   |   |                                  | -ABS                             | <b>17-0164</b> |    | 25 |      | 24 | 90  | 81 | 33 | 80  | 61,5 | 600 | s5  |     |   |
|                                    |   | 94-95 | R   |   |                                  | +ABS, ABS:Bosch                  | <b>17-0167</b> | 29 | 25 |      | 24 | 88  | 81 | 33 | 80  | 355  | 887 | s6  |     |   |
|                                    | 94-95   | R     |   |   | -ABS                             | <b>17-0165</b>                   |                | 25 |    | 24   | 90 | 81  | 33 | 80 | 355 | 887  | s6  |     |     |   |
| 1.9 TD (66-68 kW) Eng. DHY(XUD9TE) |    | 92-95 |   | ●   | +/-ABS, M/T                      | <b>13-0116</b>                   |                |    |    | 23   | 88 | 101 |    |    |     |      |     |     |     |   |
|                                    |   | 92-95 |   | ●   | +ABS, M/T, ABS:Bendix            | <b>15-1139</b>                   | 90             | 25 | 34 | 55,3 | 87 | 46  |    |    |     |      |     | 11a | 2   |   |
|                                    |   | 92-95 |   | ●   | +ABS, M/T, ABS:Bosch             | <b>15-1216</b>                   | 29             | 25 | 34 | 55,3 | 87 | 46  |    |    |     |      |     | 11a | 2   |   |
|                                    |   | 92-95 |   | ●   | -ABS, M/T                        | <b>15-1142</b>                   |                | 25 | 34 | 55,3 | 90 | 46  |    |    |     |      |     |     | 11a | 2 |
|                                    |    | 92-   | L   |   |                                  | +ABS, G.Box:BE1/5-3/5, ABS:Bosch | <b>17-0166</b> | 29 | 25 |      | 24 | 88  | 81 | 33 | 80  | 61,5 | 600 | s5  |     |   |
|                                    |   | 92-   | L   |   |                                  | -ABS, G.Box:BE1/5-3/5            | <b>17-0164</b> |    | 25 |      | 24 | 90  | 81 | 33 | 80  | 61,5 | 600 | s5  |     |   |
|                                    |   | 92-   | R   |   |                                  | +ABS, G.Box:BE1/5-3/5, ABS:Bosch | <b>17-0167</b> | 29 | 25 |      | 24 | 88  | 81 | 33 | 80  | 355  | 887 | s6  |     |   |
| 92-                                |   | R     |   |   | -ABS, G.Box:BE1/5-3/5            | <b>17-0165</b>                   |                | 25 |    | 24   | 90 | 81  | 33 | 80 | 355 | 887  | s6  |     |     |   |
| 2.0 (89 kW) Eng. RFX(XU10J2/ 2C)   |    | 92-95 |   | ●   | +/-ABS, M/T                      | <b>13-0116</b>                   |                |    |    | 23   | 88 | 101 |    |    |     |      |     |     |     |   |
|                                    |   | 92-95 |   | ●   | +ABS, M/T, ABS:Bendix            | <b>15-1139</b>                   | 90             | 25 | 34 | 55,3 | 87 | 46  |    |    |     |      |     | 11a | 2   |   |
|                                    |   | 92-95 |   | ●   | +ABS, M/T, ABS:Bosch             | <b>15-1216</b>                   | 29             | 25 | 34 | 55,3 | 87 | 46  |    |    |     |      |     | 11a | 2   |   |
|                                    |   | 92-95 |   | ●   | -ABS, M/T                        | <b>15-1142</b>                   |                | 25 | 34 | 55,3 | 90 | 46  |    |    |     |      |     |     | 11a | 2 |
|                                    |  | 92-   | L   |   |                                  | +ABS, G.Box:BE1/5-3/5, ABS:Bosch | <b>17-0166</b> | 29 | 25 |      | 24 | 88  | 81 | 33 | 80  | 61,5 | 600 | s5  |     |   |
|                                    |   | 92-   | L   |   |                                  | -ABS, G.Box:BE1/5-3/5            | <b>17-0164</b> |    | 25 |      | 24 | 90  | 81 | 33 | 80  | 61,5 | 600 | s5  |     |   |
|                                    |   | 92-   | R   |   |                                  | +ABS, G.Box:BE1/5-3/5, ABS:Bosch | <b>17-0167</b> | 29 | 25 |      | 24 | 88  | 81 | 33 | 80  | 355  | 887 | s6  |     |   |
| 92-                                |   | R     |   |   | -ABS, G.Box:BE1/5-3/5            | <b>17-0165</b>                   |                | 25 |    | 24   | 90 | 81  | 33 | 80 | 355 | 887  | s6  |     |     |   |
| 2.0 16v (110 kW) Eng. RFT(XU10J4)  |  | 94-95 |   | ●   | +ABS, M/T                        | <b>13-0116</b>                   |                |    |    | 23   | 88 | 101 |    |    |     |      |     |     |     |   |
|                                    |   | 94-95 |   | ●   | +ABS, M/T, ABS:Bendix            | <b>15-1139</b>                   | 90             | 25 | 34 | 55,3 | 87 | 46  |    |    |     |      |     | 11a | 2   |   |
|                                    |   | 94-95 |   | ●   | +ABS, M/T, ABS:Bosch             | <b>15-1216</b>                   | 29             | 25 | 34 | 55,3 | 87 | 46  |    |    |     |      |     | 11a | 2   |   |
|                                    |  | 94-95 | L   |   |                                  | G.Box:BE1/5-3/5                  | <b>17-0164</b> |    | 25 |      | 24 | 90  | 81 | 33 | 80  | 61,5 | 600 | s5  |     |   |
|                                    |   | 94-95 | L   |   |                                  | +ABS, G.Box:BE1/5-3/5, ABS:Bosch | <b>17-0166</b> | 29 | 25 |      | 24 | 88  | 81 | 33 | 80  | 61,5 | 600 | s5  |     |   |
|                                    |   | 94-95 | R   |   |                                  | G.Box:BE1/5-3/5                  | <b>17-0165</b> |    | 25 |      | 24 | 90  | 81 | 33 | 80  | 355  | 887 | s6  |     |   |
|                                    | 94-95   | R     |   |   | +ABS, G.Box:BE1/5-3/5, ABS:Bosch | <b>17-0167</b>                   | 29             | 25 |    | 24   | 88 | 81  | 33 | 80 | 355 | 887  | s6  |     |     |   |



















| 405 II (4B) '92-'96   |    | L/R        |  |  | NOTE                             | METELLI ref.                     | ABS     | A  | B  | C    | D  | E    | F    | H  | I    | L    | M   | Fig |   |
|---|---|------------|---|--|----------------------------------|----------------------------------|---------|----|----|------|----|------|------|----|------|------|-----|-----|---|
| 2.0 MI-16 (112 kW) Eng. RFY(XU10J4Z)                        |    | 8/92-95    |   | ●  | +ABS, M/T                        | 13-0116                          |         |    |    | 23   | 88 | 101  |      |    |      |      |     |     |   |
|   |    | 8/92-95    |   | ●  | +ABS, M/T, ABS:Bendix            | 15-1139                          | 90      | 25 | 34 | 55,3 | 87 | 46   |      |    |      |      | 11a | 2   |   |
|   |   | 8/92-95    |   | ●  | +ABS, M/T, ABS:Bosch             | 15-1216                          | 29      | 25 | 34 | 55,3 | 87 | 46   |      |    |      |      |     | 11a | 2 |
|   |    | 92-        | L   |  |                                  | +ABS, G.Box:BE1/5-3/5, ABS:Bosch | 17-0166 | 29 | 25 |      | 24 | 88   | 81   | 33 | 80   | 61,5 | 600 | s5  |   |
|   |   | 92-        | L   |  |                                  | -ABS, G.Box:BE1/5-3/5            | 17-0164 |    | 25 |      | 24 | 90   | 81   | 33 | 80   | 61,5 | 600 | s5  |   |
|   |   | 92-        | R   |  |                                  | +ABS, G.Box:BE1/5-3/5, ABS:Bosch | 17-0167 | 29 | 25 |      | 24 | 88   | 81   | 33 | 80   | 355  | 887 | s6  |   |
| 92-   |   | R          |   |  | -ABS, G.Box:BE1/5-3/5            | 17-0165                          |         | 25 |    | 24   | 90 | 81   | 33   | 80 | 355  | 887  | s6  |     |   |
| <b>405 II (4E) Break '92-'96</b>                            |    | L/R        |  |  | NOTE                             | METELLI ref.                     | ABS     | A  | B  | C    | D  | E    | F    | H  | I    | L    | M   | Fig |   |
| 1.4 (47-55 kW) Eng. KDY/ KDZ(TU3A/ AN/ S/ M/ 2/ 2K/ MC/ F2) |    | 8/92-10/96 |   | ●  | -ABS, M/T                        | 13-0019                          |         |    |    | 20   | 80 | 107  |      |    |      |      |     |     |   |
|   |    | 8/92-10/96 |   | ●  | -ABS, M/T                        | 15-1259                          |         | 25 | 31 | 55,3 | 84 | 46   |      |    |      |      | 11a | 2   |   |
|   |    | 8/92-      | L   |  |                                  | +ABS, G.Box:MA, ABS:Bosch        | 17-0066 | 29 | 25 |      | 22 | 84   | 71,5 | 30 | 79   | 65   | 615 | s3  |   |
| 8/92-   |   | R          |   |  | +ABS, G.Box:MA, ABS:Bosch        | 17-0067                          | 29      | 25 |    | 22   | 84 | 71,5 | 30   | 79 | 328  | 878  | s4  |     |   |
| 1.6 (65-66-69-76-85 kW) Eng. BDY(XU5M2Z/ 3Z)/ XU5JP         |    | 92-95      |   | ●  | -ABS, M/T                        | 13-0019                          |         |    |    | 20   | 80 | 107  |      |    |      |      |     |     |   |
|   |    | 92-95      |   | ●  | -ABS, M/T                        | 15-1259                          |         | 25 | 31 | 55,3 | 84 | 46   |      |    |      |      | 11a | 2   |   |
| 1.8 (74 kW) Eng. LFZ(XU7JP)                                 |    | 92-95      | L   |  | +ABS, G.Box:BE1/5-3/5, ABS:Bosch | 17-0166                          | 29      | 25 |    | 24   | 88 | 81   | 33   | 80 | 61,5 | 600  | s5  |     |   |
|   |   | 92-95      | L   |  | -ABS, G.Box:BE1/5-3/5            | 17-0164                          |         | 25 |    | 24   | 90 | 81   | 33   | 80 | 61,5 | 600  | s5  |     |   |
|   |   | 92-95      | R   |  |                                  | +ABS, G.Box:BE1/5-3/5, ABS:Bosch | 17-0167 | 29 | 25 |      | 24 | 88   | 81   | 33 | 80   | 355  | 887 | s6  |   |
|   |   | 92-95      | R   |  |                                  | -ABS, G.Box:BE1/5-3/5            | 17-0165 |    | 25 |      | 24 | 90   | 81   | 33 | 80   | 355  | 887 | s6  |   |
| 1.9 D (47 kW) Eng. DJZ(XUD9Y)                               |    | 92-95      |   | ●  | -ABS, M/T                        | 13-0019                          |         |    |    | 20   | 80 | 107  |      |    |      |      |     |     |   |
|   |   | 92-95      |   | ●  | -ABS, M/T                        | 15-1259                          |         | 25 | 31 | 55,3 | 84 | 46   |      |    |      |      | 11a | 2   |   |
| 1.9 D (50-51 kW) Eng. DJY(XUD9A)                            |  | 94-95      |   | ●  | +/-ABS                           | 13-0116                          |         |    |    | 23   | 88 | 101  |      |    |      |      |     |     |   |
|   |   | 94-95      |   | ●  | +ABS, ABS:Bendix                 | 15-1139                          | 90      | 25 | 34 | 55,3 | 87 | 46   |      |    |      |      |     | 11a | 2 |
|   |   | 94-95      |   | ●  | +ABS, ABS:Bosch                  | 15-1216                          | 29      | 25 | 34 | 55,3 | 87 | 46   |      |    |      |      |     | 11a | 2 |
|   |   | 94-95      |   | ●  | -ABS                             | 15-1142                          |         | 25 | 34 | 55,3 | 90 | 46   |      |    |      |      |     | 11a | 2 |
|   |  | 94-95      | L   |  |                                  | +ABS, ABS:Bosch                  | 17-0166 | 29 | 25 |      | 24 | 88   | 81   | 33 | 80   | 61,5 | 600 | s5  |   |
|   |   | 94-95      | L   |  |                                  | -ABS                             | 17-0164 |    | 25 |      | 24 | 90   | 81   | 33 | 80   | 61,5 | 600 | s5  |   |
|   |   | 94-95      | R   |  |                                  | +ABS, ABS:Bosch                  | 17-0167 | 29 | 25 |      | 24 | 88   | 81   | 33 | 80   | 355  | 887 | s6  |   |
|   |   | 94-95      | R   |  |                                  | -ABS                             | 17-0165 |    | 25 |      | 24 | 90   | 81   | 33 | 80   | 355  | 887 | s6  |   |




































| <b>405 II (4E) Break '92-'96</b>                       |   |  | L/R |  |  | NOTE                             | METELLI ref.                     | ABS            | A  | B  | C    | D    | E   | F  | H  | I   | L    | M   | Fig |     |   |
|--|---|---|-----|---|---|----------------------------------|----------------------------------|----------------|----|----|------|------|-----|----|----|-----|------|-----|-----|-----|---|
| 1.9 TD (66-68 kW) Eng. DHY(XUD9TE)                     |    | 92-95   |     | ●   |   | +/-ABS, M/T                      | <b>13-0116</b>                   |                |    |    | 23   | 88   | 101 |    |    |     |      |     |     |     |   |
|  |    | 92-95   |     | ●   |   | +ABS, M/T, ABS:Bendix            | <b>15-1139</b>                   | 90             | 25 | 34 | 55,3 | 87   | 46  |    |    |     |      |     | 11a | 2   |   |
|  |   | 92-95   |     | ●   |   | +ABS, M/T, ABS:Bosch             | <b>15-1216</b>                   | 29             | 25 | 34 | 55,3 | 87   | 46  |    |    |     |      |     |     | 11a | 2 |
|  |   | 92-95   |     | ●   |   | -ABS, M/T                        | <b>15-1142</b>                   |                | 25 | 34 | 55,3 | 90   | 46  |    |    |     |      |     |     | 11a | 2 |
|  |    | 92-   | L   |   |   |                                  | G.Box:BE1/5-3/5                  | <b>17-0164</b> |    | 25 |      | 24   | 90  | 81 | 33 | 80  | 61,5 | 600 | s5  |     |   |
|  |   | 92-   | L   |   |   |                                  | +ABS, G.Box:BE1/5-3/5, ABS:Bosch | <b>17-0166</b> | 29 | 25 |      | 24   | 88  | 81 | 33 | 80  | 61,5 | 600 | s5  |     |   |
|  |   | 92-   | R   |   |   |                                  | G.Box:BE1/5-3/5                  | <b>17-0165</b> |    | 25 |      | 24   | 90  | 81 | 33 | 80  | 355  | 887 | s6  |     |   |
|  | 92-   | R   |     |   |   | +ABS, G.Box:BE1/5-3/5, ABS:Bosch | <b>17-0167</b>                   | 29             | 25 |    | 24   | 88   | 81  | 33 | 80 | 355 | 887  | s6  |     |     |   |
| 2.0 (89 kW) Eng. RFX(XU10J2/ 2C)                       |    | 92-95   |     | ●   |   | +/-ABS, M/T                      | <b>13-0116</b>                   |                |    |    | 23   | 88   | 101 |    |    |     |      |     |     |     |   |
|  |    | 92-95   |     | ●   |   | +ABS, M/T, ABS:Bendix            | <b>15-1139</b>                   | 90             | 25 | 34 | 55,3 | 87   | 46  |    |    |     |      |     | 11a | 2   |   |
|  |   | 92-95   |     | ●   |   | +ABS, M/T, ABS:Bosch             | <b>15-1216</b>                   | 29             | 25 | 34 | 55,3 | 87   | 46  |    |    |     |      |     | 11a | 2   |   |
|  |   | 92-95   |     | ●   |   | -ABS, M/T                        | <b>15-1142</b>                   |                | 25 | 34 | 55,3 | 90   | 46  |    |    |     |      |     | 11a | 2   |   |
|  |    | 92-   | L   |   |   |                                  | G.Box:BE1/5-3/5                  | <b>17-0164</b> |    | 25 |      | 24   | 90  | 81 | 33 | 80  | 61,5 | 600 | s5  |     |   |
|  |   | 92-   | L   |   |   |                                  | +ABS, G.Box:BE1/5-3/5, ABS:Bosch | <b>17-0166</b> | 29 | 25 |      | 24   | 88  | 81 | 33 | 80  | 61,5 | 600 | s5  |     |   |
|  |   | 92-   | R   |   |   |                                  | G.Box:BE1/5-3/5                  | <b>17-0165</b> |    | 25 |      | 24   | 90  | 81 | 33 | 80  | 355  | 887 | s6  |     |   |
| 92-  |   | R   |     |   |   | +ABS, G.Box:BE1/5-3/5, ABS:Bosch | <b>17-0167</b>                   | 29             | 25 |    | 24   | 88   | 81  | 33 | 80 | 355 | 887  | s6  |     |     |   |
| <b>406 (8B/E/F), Break, Coupe '95-'04</b>              |   |  | L/R |  |  | NOTE                             | METELLI ref.                     | ABS            | A  | B  | C    | D    | E   | F  | H  | I   | L    | M   | Fig |     |   |
| 1.6 (Exc. Break) (65-76-85 kW) Eng. BFZ(XU5JP/ J1/ JA) |    | 11/95-  |     | ●   |   | +ABS                             | <b>13-0203</b>                   |                |    |    | 28   | 74   | 115 |    |    |     |      |     |     |     |   |
|  |    | 11/95-  |     | ●   |   | +ABS                             | <b>15-1282</b>                   | 29             | 25 | 34 | 55,7 | 99,8 | 46  |    |    |     |      |     | 11a | 2   |   |
|  |  | 11/95-3/99  | L   |   |   |                                  | +ABS, G.Box:BE3, ABS:Bosch       | <b>17-0285</b> | 29 | 25 |      | 24   | 90  | 81 | 33 | 80  | 69,5 | 626 | s5  |     |   |
|  |   | 11/95-3/99  | L   |   |   |                                  | -ABS, G.Box:BE3                  | <b>17-0283</b> |    | 25 |      | 24   | 90  | 81 | 33 | 80  | 69,5 | 626 | s5  |     |   |
|  |   | 11/95-3/99  | R   |   |   |                                  | +ABS, G.Box:BE3, ABS:Bosch       | <b>17-0286</b> | 29 | 25 |      | 24   | 90  | 81 | 33 | 80  | 350  | 905 | s6  |     |   |
|  |   | 11/95-3/99  | R   |   |   |                                  | -ABS, G.Box:BE3                  | <b>17-0284</b> |    | 25 |      | 24   | 90  | 81 | 33 | 80  | 350  | 905 | s6  |     |   |
|  |   | 4/99-   | L   |   |   |                                  | +ABS, G.Box:BE3/4, ABS:Bendix    | <b>17-0733</b> | 48 | 25 |      | 24   | 90  |    |    | 80  | 70   | 627 | s5  |     |   |
|  | 4/99-   | R   |     |   |   | +ABS, G.Box:BE3/4, ABS:Bendix    | <b>17-0734</b>                   | 48             | 25 |    | 24   | 90   | 81  |    | 80 | 350 | 910  | s6  |     |     |   |
| 1.8 (66 kW) Eng. LFX(XU7JB)                            |  | 97-   |     | ●   |   | +ABS                             | <b>13-0203</b>                   |                |    |    | 28   | 74   | 115 |    |    |     |      |     |     |     |   |
|  |  | 97-   |     | ●   |   | +ABS                             | <b>15-1282</b>                   | 29             | 25 | 34 | 55,7 | 99,8 | 46  |    |    |     |      |     | 11a | 2   |   |
|  |  | 4/99-   | L   |   |   |                                  | +ABS, G.Box:BE3/4, ABS:Bendix    | <b>17-0733</b> | 48 | 25 |      | 24   | 90  |    |    | 80  | 70   | 627 | s5  |     |   |
|  |   | 4/99-   | R   |   |   |                                  | +ABS, G.Box:BE3/4, ABS:Bendix    | <b>17-0734</b> | 48 | 25 |      | 24   | 90  | 81 |    | 80  | 350  | 910 | s6  |     |   |
|  |   | 97-3/99   | L   |   |   |                                  | +ABS, G.Box:BE3, ABS:Bosch       | <b>17-0285</b> | 29 | 25 |      | 24   | 90  | 81 | 33 | 80  | 69,5 | 626 | s5  |     |   |
|  |   | 97-3/99   | L   |   |   |                                  | -ABS, G.Box:BE3                  | <b>17-0283</b> |    | 25 |      | 24   | 90  | 81 | 33 | 80  | 69,5 | 626 | s5  |     |   |
|  |   | 97-3/99   | R   |   |   |                                  | +ABS, G.Box:BE3, ABS:Bosch       | <b>17-0286</b> | 29 | 25 |      | 24   | 90  | 81 | 33 | 80  | 350  | 905 | s6  |     |   |
|  | 97-3/99   | R   |     |   |   | -ABS, G.Box:BE3                  | <b>17-0284</b>                   |                | 25 |    | 24   | 90   | 81  | 33 | 80 | 350 | 905  | s6  |     |     |   |






























| <b>406 (8B/E/F), Break, Coupe '95-'04</b>          |   |  | L/R |  |  | NOTE | METELLI ref.                  | ABS            | A  | B  | C    | D    | E   | F  | H  | I  | L    | M   | Fig |   |  |
|--|---|---|-----|---|--|------|-------------------------------|----------------|----|----|------|------|-----|----|----|----|------|-----|-----|---|--|
| 1.8 16v (81 kW) Eng. LFY(XU7JP4)                   |    | 95-00   |     | ●   |  | +ABS | <b>13-0203</b>                |                |    |    | 28   | 74   | 115 |    |    |    |      |     |     |   |  |
|  |    | 95-00   |     | ●   |  | +ABS | <b>15-1282</b>                | 29             | 25 | 34 | 55,7 | 99,8 | 46  |    |    |    |      |     | 11a | 2 |  |
|  |    | 4/99-   | L   |   |  |      | +ABS, G.Box:BE3/4, ABS:Bendix | <b>17-0733</b> | 48 | 25 |      | 24   | 90  |    |    | 80 | 70   | 627 | s5  |   |  |
|  |   | 4/99-   | R   |   |  |      | +ABS, G.Box:BE3/4, ABS:Bendix | <b>17-0734</b> | 48 | 25 |      | 24   | 90  | 81 |    | 80 | 350  | 910 | s6  |   |  |
|  |   | 95-3/99   | L   |   |  |      | +ABS, G.Box:BE3, ABS:Bosch    | <b>17-0285</b> | 29 | 25 |      | 24   | 90  | 81 | 33 | 80 | 69,5 | 626 | s5  |   |  |
|  |   | 95-3/99   | L   |   |  |      | -ABS, G.Box:BE3               | <b>17-0283</b> |    | 25 |      | 24   | 90  | 81 | 33 | 80 | 69,5 | 626 | s5  |   |  |
|  |   | 95-3/99   | R   |   |  |      | +ABS, G.Box:BE3, ABS:Bosch    | <b>17-0286</b> | 29 | 25 |      | 24   | 90  | 81 | 33 | 80 | 350  | 905 | s6  |   |  |
|  |   | 95-3/99   | R   |   |  |      | -ABS, G.Box:BE3               | <b>17-0284</b> |    | 25 |      | 24   | 90  | 81 | 33 | 80 | 350  | 905 | s6  |   |  |
| 1.9 D (55 kW) Eng. DHW(XUD9SD/ BSD)                |    | 96-04   |     | ●   |  | +ABS | <b>13-0203</b>                |                |    |    | 28   | 74   | 115 |    |    |    |      |     |     |   |  |
|  |    | 96-04   |     | ●   |  | +ABS | <b>15-1282</b>                | 29             | 25 | 34 | 55,7 | 99,8 | 46  |    |    |    |      |     | 11a | 2 |  |
|  |    | 4/99-   | L   |   |  |      | +ABS, G.Box:BE3/4, ABS:Bendix | <b>17-0733</b> | 48 | 25 |      | 24   | 90  |    |    | 80 | 70   | 627 | s5  |   |  |
|  |   | 4/99-   | R   |   |  |      | +ABS, G.Box:BE3/4, ABS:Bendix | <b>17-0734</b> | 48 | 25 |      | 24   | 90  | 81 |    | 80 | 350  | 910 | s6  |   |  |
|  |   | 96-3/99   | L   |   |  |      | +ABS, G.Box:BE3, ABS:Bosch    | <b>17-0285</b> | 29 | 25 |      | 24   | 90  | 81 | 33 | 80 | 69,5 | 626 | s5  |   |  |
|  |   | 96-3/99   | L   |   |  |      | -ABS, G.Box:BE3               | <b>17-0283</b> |    | 25 |      | 24   | 90  | 81 | 33 | 80 | 69,5 | 626 | s5  |   |  |
|  |   | 96-3/99   | R   |   |  |      | +ABS, G.Box:BE3, ABS:Bosch    | <b>17-0286</b> | 29 | 25 |      | 24   | 90  | 81 | 33 | 80 | 350  | 905 | s6  |   |  |
|  |   | 96-3/99   | R   |   |  |      | -ABS, G.Box:BE3               | <b>17-0284</b> |    | 25 |      | 24   | 90  | 81 | 33 | 80 | 350  | 905 | s6  |   |  |
| 1.9 TD (66-68 kW) Eng. DHX(XUD9TE)                 |    | 96-04   |     | ●   |  | +ABS | <b>13-0203</b>                |                |    |    | 28   | 74   | 115 |    |    |    |      |     |     |   |  |
|  |    | 96-04   |     | ●   |  | +ABS | <b>15-1292</b>                | 29             | 25 | 34 | 59   | 98,9 | 46  |    |    |    |      |     | 11a | 2 |  |
|  |   | 4/99-   | L   |   |  |      | +ABS, G.Box:BE3/4, ABS:Bendix | <b>17-0733</b> | 48 | 25 |      | 24   | 90  |    |    | 80 | 70   | 627 | s5  |   |  |
|  |   | 4/99-   | R   |   |  |      | +ABS, G.Box:BE3/4, ABS:Bendix | <b>17-0734</b> | 48 | 25 |      | 24   | 90  | 81 |    | 80 | 350  | 910 | s6  |   |  |
|  |   | 96-3/99   | L   |   |  |      | +ABS, G.Box:BE3, ABS:Bosch    | <b>17-0285</b> | 29 | 25 |      | 24   | 90  | 81 | 33 | 80 | 69,5 | 626 | s5  |   |  |
|  |   | 96-3/99   | L   |   |  |      | -ABS, G.Box:BE3               | <b>17-0283</b> |    | 25 |      | 24   | 90  | 81 | 33 | 80 | 69,5 | 626 | s5  |   |  |
|  |   | 96-3/99   | R   |   |  |      | +ABS, G.Box:BE3, ABS:Bosch    | <b>17-0286</b> | 29 | 25 |      | 24   | 90  | 81 | 33 | 80 | 350  | 905 | s6  |   |  |
|  |   | 96-3/99   | R   |   |  |      | -ABS, G.Box:BE3               | <b>17-0284</b> |    | 25 |      | 24   | 90  | 81 | 33 | 80 | 350  | 905 | s6  |   |  |
| 1.9 TD (Exc. Break) (66-68 kW)<br>Eng. DHY(XUD9TE) |  | 96-04   |     | ●   |  | +ABS | <b>13-0203</b>                |                |    |    | 28   | 74   | 115 |    |    |    |      |     |     |   |  |
|  |  | 96-04   |     | ●   |  | +ABS | <b>15-1292</b>                | 29             | 25 | 34 | 59   | 98,9 | 46  |    |    |    |      |     | 11a | 2 |  |
|  |  | 4/99-   | L   |   |  |      | +ABS, G.Box:BE3/4, ABS:Bendix | <b>17-0733</b> | 48 | 25 |      | 24   | 90  |    |    | 80 | 70   | 627 | s5  |   |  |
|  |   | 4/99-   | R   |   |  |      | +ABS, G.Box:BE3/4, ABS:Bendix | <b>17-0734</b> | 48 | 25 |      | 24   | 90  | 81 |    | 80 | 350  | 910 | s6  |   |  |
|  |   | 96-3/99   | L   |   |  |      | +ABS, G.Box:BE3, ABS:Bosch    | <b>17-0288</b> | 29 | 25 |      | 24   | 90  | 81 | 33 | 80 | 61,5 | 619 | s5  |   |  |
|  |   | 96-3/99   | L   |   |  |      | -ABS, G.Box:BE3               | <b>17-0287</b> |    | 25 |      | 24   | 90  | 81 | 33 | 80 | 61,5 | 619 | s5  |   |  |
|  |   | 96-3/99   | R   |   |  |      | +ABS, G.Box:BE3, ABS:Bosch    | <b>17-0286</b> | 29 | 25 |      | 24   | 90  | 81 | 33 | 80 | 350  | 905 | s6  |   |  |
|  |   | 96-3/99   | R   |   |  |      | -ABS, G.Box:BE3               | <b>17-0284</b> |    | 25 |      | 24   | 90  | 81 | 33 | 80 | 350  | 905 | s6  |   |  |






























| 406 (8B/E/F), Break, Coupe '95-'04       |    | L/R     |  |  | NOTE              | METELLI ref.                  | ABS            | A  | B  | C    | D    | E   | F  | H    | I   | L    | M   | Fig |   |  |
|--|---|---------|---|---|-------------------|-------------------------------|----------------|----|----|------|------|-----|----|------|-----|------|-----|-----|---|--|
| 2.0 16v, Coupe (97 kW) Eng. RFV(XU10J4R) |    | 95-04   |   | ●   | +ABS, M/T         | <b>13-0203</b>                |                |    |    | 28   | 74   | 115 |    |      |     |      |     |     |   |  |
|  |    | 95-04   |   | ●   | +ABS, M/T         | <b>15-1292</b>                | 29             | 25 | 34 | 59   | 98,9 | 46  |    |      |     |      |     | 11a | 2 |  |
|  |    | 4/99-   | L   |   |                   | +ABS, G.Box:BE3/4, ABS:Bendix | <b>17-0735</b> | 48 | 25 |      | 24   | 90  | 81 |      | 80  | 62   | 622 | s5  |   |  |
|  |   | 4/99-   | R   |   |                   | +ABS, G.Box:BE3/4, ABS:Bendix | <b>17-0734</b> | 48 | 25 |      | 24   | 90  | 81 |      | 80  | 350  | 910 | s6  |   |  |
|  |   | 95-3/99 | L   |   |                   | +ABS, G.Box:BE3, ABS:Bosch    | <b>17-0288</b> | 29 | 25 |      | 24   | 90  | 81 | 33   | 80  | 61,5 | 619 | s5  |   |  |
|  |   | 95-3/99 | L   |   |                   | -ABS, G.Box:BE3               | <b>17-0287</b> |    | 25 |      | 24   | 90  | 81 | 33   | 80  | 61,5 | 619 | s5  |   |  |
|  |   | 95-3/99 | R   |   |                   | +ABS, G.Box:BE3, ABS:Bosch    | <b>17-0286</b> | 29 | 25 |      | 24   | 90  | 81 | 33   | 80  | 350  | 905 | s6  |   |  |
| 95-3/99                                  | R   |         |   | -ABS, G.Box:BE3   | <b>17-0284</b>    |                               | 25             |    | 24 | 90   | 81   | 33  | 80 | 350  | 905 | s6   |     |     |   |  |
| 2.0 16v, Coupe (99 kW) Eng. RFR(DEW10J4) |    | 99-00   |   | ●   | +ABS, M/T         | <b>13-0203</b>                |                |    |    | 28   | 74   | 115 |    |      |     |      |     |     |   |  |
|  |    | 99-00   |   | ●   | +ABS, M/T         | <b>15-1292</b>                | 29             | 25 | 34 | 59   | 98,9 | 46  |    |      |     |      |     | 11a | 2 |  |
|  |    | 99-3/99 | L   |   |                   | +ABS, G.Box:BE3, ABS:Bosch    | <b>17-0288</b> | 29 | 25 |      | 24   | 90  | 81 | 33   | 80  | 61,5 | 619 | s5  |   |  |
|  |   | 99-3/99 | L   |   |                   | -ABS, G.Box:BE3               | <b>17-0287</b> |    | 25 |      | 24   | 90  | 81 | 33   | 80  | 61,5 | 619 | s5  |   |  |
|  |   | 99-3/99 | R   |   |                   | +ABS, G.Box:BE3, ABS:Bosch    | <b>17-0286</b> | 29 | 25 |      | 24   | 90  | 81 | 33   | 80  | 350  | 905 | s6  |   |  |
|  |   | 99-3/99 | R   |   |                   | -ABS, G.Box:BE3               | <b>17-0284</b> |    | 25 |      | 24   | 90  | 81 | 33   | 80  | 350  | 905 | s6  |   |  |
| 2.0 HDi (66 kW) Eng. RHY(DW10TD)         |    | 99-04   |   | ●   | +ABS              | <b>13-0506</b>                |                |    |    | 40   | 97   | 128 |    |      |     |      |     |     |   |  |
|  |    | 99-04   |   | ●   | +ABS              | <b>15-1468</b>                | 48             | 25 | 39 | 58,5 | 100  | 46  |    |      |     |      |     | 11a | 2 |  |
|  |    | 4/99-   | L   |   |                   | +ABS, G.Box:BE3/4, ABS:Bendix | <b>17-0735</b> | 48 | 25 |      | 24   | 90  | 81 |      | 80  | 62   | 622 | s5  |   |  |
|  |   | 4/99-   | R   |   |                   | +ABS, G.Box:BE3/4, ABS:Bendix | <b>17-0734</b> | 48 | 25 |      | 24   | 90  | 81 |      | 80  | 350  | 910 | s6  |   |  |
| 2.0 HDi (80 kW) Eng. RHZ(DW10ATED)       |    | 99-01   |   | ●   | +ABS, ABS: Bendix | <b>13-0506</b>                |                |    |    | 40   | 97   | 128 |    |      |     |      |     |     |   |  |
|  |    | 99-01   |   | ●   | +ABS, ABS: Bendix | <b>15-1468</b>                | 48             | 25 | 39 | 58,5 | 100  | 46  |    |      |     |      |     | 11a | 2 |  |
|  |  | 4/99-   | L   |   |                   | +ABS, G.Box:BE3/4, ABS:Bendix | <b>17-0735</b> | 48 | 25 |      | 24   | 90  | 81 |      | 80  | 62   | 622 | s5  |   |  |
|  |   | 4/99-   | R   |   |                   | +ABS, G.Box:BE3/4, ABS:Bendix | <b>17-0734</b> | 48 | 25 |      | 24   | 90  | 81 |      | 80  | 350  | 910 | s6  |   |  |
|  |   | 99-3/99 | L   |   |                   | +ABS, G.Box:ML, ABS:Bosch     | <b>17-0291</b> | 29 | 25 |      | 37   | 100 | 89 | 38,7 | 89  | 68,5 | 621 | s3  |   |  |
|  |   | 99-3/99 | R   |   |                   | +ABS, G.Box:ML, ABS:Bosch     | <b>17-0292</b> | 29 | 25 |      | 37   | 100 | 89 | 38,7 | 89  | 362  | 925 | s6  |   |  |
| 2.0 HDi FAP (79 kW) Eng. RHS(DW10ATED4)  |  | 01-04   |   | ●   | +ABS              | <b>13-0506</b>                |                |    |    | 40   | 97   | 128 |    |      |     |      |     |     |   |  |
|  |  | 01-04   |   | ●   | +ABS              | <b>15-1468</b>                | 48             | 25 | 39 | 58,5 | 100  | 46  |    |      |     |      |     | 11a | 2 |  |
|  |  | 01-04   | L   |   |                   | +ABS, G.Box:ML, ABS:Bendix    | <b>17-0736</b> | 48 | 25 |      | 37   | 100 | 89 |      | 89  | 68,5 | 622 | s5  |   |  |
|  |   | 01-04   | R   |   |                   | +ABS, G.Box:ML, ABS:Bendix    | <b>17-0737</b> | 48 | 25 |      | 37   | 100 | 89 |      | 89  | 361  | 926 | s6  |   |  |

























| <b>407 I, SW (6D/E/C) '04-'08</b>                  |   |    | L/R |    |    | NOTE                 | METELLI ref.   | ABS            | A  | B  | C    | D     | E    | F | H | I | L   | M   | Fig |   |  |
|--|---|---|-----|---|--|----------------------|----------------|----------------|----|----|------|-------|------|---|---|---|-----|-----|-----|---|--|
| 1.8 16v (85 kW) Eng. 6FZ(EW7J4)                    |    | 5/04-   |     | •   |  |                      | <b>13-0203</b> |                |    |    | 28   | 74    | 115  |   |   |   |     |     |     |   |  |
|  |    | 5/04-   |     | •   |  |                      | <b>15-1469</b> |                | 28 | 34 | 58,4 | 86    | 52,3 |   |   |   |     |     | 11a | 2 |  |
| 1.8 16v (92 kW) Eng. 6FY(EW7A)                     |    | 05-   |     | •   |  |                      | <b>13-0203</b> |                |    |    | 28   | 74    | 115  |   |   |   |     |     |     |   |  |
|  |    | 05-   |     | •   |  |                      | <b>15-1469</b> |                | 28 | 34 | 58,4 | 86    | 52,3 |   |   |   |     |     | 11a | 2 |  |
| 2.0 16v (100 kW) Eng. RFN(EW10J4)                  |    | 04-08   |     | •   |  |                      | <b>13-0203</b> |                |    |    | 28   | 74    | 115  |   |   |   |     |     |     |   |  |
|  |    | 04-08   |     | •   |  |                      | <b>15-1469</b> |                | 28 | 34 | 58,4 | 86    | 52,3 |   |   |   |     |     | 11a | 2 |  |
| 2.0 16v (103 kW) Eng. RFJ(EW10A)                   |    | 05-08   |     | •   |  |                      | <b>13-0203</b> |                |    |    | 28   | 74    | 115  |   |   |   |     |     |     |   |  |
|  |    | 05-08   |     | •   |  |                      | <b>15-1469</b> |                | 28 | 34 | 58,4 | 86    | 52,3 |   |   |   |     |     | 11a | 2 |  |
| 2.0 HDi 16v, Coupe (100 kW)<br>Eng. RHR(DW10BTED4) |    | 5/04-   |     | •   |  |                      | <b>13-0506</b> |                |    |    | 40   | 97    | 128  |   |   |   |     |     |     |   |  |
|  |    | 5/04-   |     | •   |  |                      | <b>15-1470</b> |                | 28 | 39 | 58,5 | 100,3 | 52   |   |   |   |     |     | 11a | 2 |  |
|  |    | 5/04-   | L   |   |  | M/T                  |                | <b>17-1023</b> |    | 28 |      | 37    | 100  | - | - | - | 68  | 655 |     |   |  |
|  |   | 5/04-   | R   |   |  | M/T                  |                | <b>17-1024</b> |    | 28 |      | 37    | 100  | - | - | - | 399 | 969 |     |   |  |
| 2.2 16v (116 kW) Eng. 3FZ(EW12J4)                  |    | 04-08   |     | •   |  |                      | <b>13-0490</b> |                |    |    | 39   | 92    | 106  |   |   |   |     |     |     |   |  |
|  |    | 04-08   |     | •   |  |                      | <b>15-1719</b> |                | 28 | 39 | 58,4 | 95    | 53,7 |   |   |   |     |     | 11a | 2 |  |
| 2.2 16v, Coupe (120 kW) Eng. 3FY(EW12J4)           |    | 05-08   |     | •   |  |                      | <b>13-0490</b> |                |    |    | 39   | 92    | 106  |   |   |   |     |     |     |   |  |
|  |    | 05-08   |     | •   |  |                      | <b>15-1719</b> |                | 28 | 39 | 58,4 | 95    | 53,7 |   |   |   |     |     | 11a | 2 |  |
| 2.2 HDi 16v (125 kW) Eng. 4HT(DW12BTED4)           |    | 06-08   |     | •   |  |                      | <b>13-0506</b> |                |    |    | 40   | 97    | 128  |   |   |   |     |     |     |   |  |
|  |    | 06-08   |     | •   |  |                      | <b>15-1470</b> |                | 28 | 39 | 58,5 | 100,3 | 52   |   |   |   |     |     | 11a | 2 |  |
| 2.7 HDi 24v, Coupe (150 kW)<br>Eng. UHZ(DT17TED4)  |   | 05-08   |     | •   |  | A/T, 6Sp, G.Box: AM6 | <b>13-0490</b> |                |    |    | 39   | 92    | 106  |   |   |   |     |     |     |   |  |
|  |  | 05-08   |     | •   |  | A/T, 6Sp, G.Box: AM6 | <b>15-1719</b> |                | 28 | 39 | 58,4 | 95    | 53,7 |   |   |   |     |     | 11a | 2 |  |
| 3.0 V6 24v, Coupe (155 kW) Eng. Xfv(ES9A)          |  | 04-   |     | •   |  |                      | <b>13-0490</b> |                |    |    | 39   | 92    | 106  |   |   |   |     |     |     |   |  |
|  |  | 04-   |     | •   |  |                      | <b>15-1719</b> |                | 28 | 39 | 58,4 | 95    | 53,7 |   |   |   |     |     | 11a | 2 |  |
| <b>407 II, SW '08-</b>                             |   |  | L/R |  |  | NOTE                 | METELLI ref.   | ABS            | A  | B  | C    | D     | E    | F | H | I | L   | M   | Fig |   |  |
| 1.6 HDi (80 kW) Eng. 9HZ(DV6TED4)                  |  | 08-   |     | •   |  |                      | <b>13-0203</b> |                |    |    | 28   | 74    | 115  |   |   |   |     |     |     |   |  |
|  |  | 08-   |     | •   |  |                      | <b>15-1469</b> |                | 28 | 34 | 58,4 | 86    | 52,3 |   |   |   |     |     | 11a | 2 |  |
| 1.8 16v (92 kW) Eng. 6FY(EW7A)                     |  | 08-   |     | •   |  |                      | <b>13-0203</b> |                |    |    | 28   | 74    | 115  |   |   |   |     |     |     |   |  |
|  |  | 08-   |     | •   |  |                      | <b>15-1469</b> |                | 28 | 34 | 58,4 | 86    | 52,3 |   |   |   |     |     | 11a | 2 |  |
| 2.0 HDi (100 kW) Eng. RHR(DW10BTED4)               |  | 08-   |     | •   |  |                      | <b>13-0506</b> |                |    |    | 40   | 97    | 128  |   |   |   |     |     |     |   |  |
|  |  | 08-   |     | •   |  |                      | <b>15-1470</b> |                | 28 | 39 | 58,5 | 100,3 | 52   |   |   |   |     |     | 11a | 2 |  |



| <b>508, SW '10-</b>                      |   |  | L/R |  |  | NOTE                           | METELLI ref.           | ABS            | A  | B  | C    | D    | E    | F  | H  | I   | L   | M   | Fig |    |  |
|--|---|---|-----|---|--|--------------------------------|------------------------|----------------|----|----|------|------|------|----|----|-----|-----|-----|-----|----|--|
| 1.6 e-HDi (84 kW)                        |    | 12-   |     | •   |  | M/T, 6Sp                       | <b>13-0419</b>         |                |    |    | 25   | 90   | 107  |    |    |     |     |     |     |    |  |
|  |    | 12-   |     | •   |  | M/T, 6Sp                       | <b>15-1636</b>         |                | 28 | 39 | 58,4 | 95   | 53,7 |    |    |     |     |     | 11a | 2  |  |
| 1.6 HDi (82 kW) Eng. DV6C                |    | 10-   |     | •   |  | M/T, 6 Speed, G. Box: MC, EGS6 | <b>13-0419</b>         |                |    |    | 25   | 90   | 107  |    |    |     |     |     |     |    |  |
|  |    | 10-   |     | •   |  | M/T, 6 Speed, G. Box: MC, EGS6 | <b>15-1636</b>         |                | 28 | 39 | 58,4 | 95   | 53,7 |    |    |     |     |     | 11a | 2  |  |
| 1.6 THP (115 kW) Eng. 5FV(EP6CDT)        |    | 10-   |     | •   |  | M/T, 6 Speed, G. Box: MC, EGS6 | <b>13-0419</b>         |                |    |    | 25   | 90   | 107  |    |    |     |     |     |     |    |  |
|  |    | 10-   |     | •   |  | M/T, 6 Speed, G. Box: MC, EGS6 | <b>15-1636</b>         |                | 28 | 39 | 58,4 | 95   | 53,7 |    |    |     |     |     | 11a | 2  |  |
| 1.6 VTi (88 kW) Eng. 5FS(EP6C)           |    | 10-   |     | •   |  | M/T, 6 Speed, G. Box: MC, EGS6 | <b>13-0419</b>         |                |    |    | 25   | 90   | 107  |    |    |     |     |     |     |    |  |
|  |    | 10-   |     | •   |  | M/T, 6 Speed, G. Box: MC, EGS6 | <b>15-1636</b>         |                | 28 | 39 | 58,4 | 95   | 53,7 |    |    |     |     |     | 11a | 2  |  |
| 2.0 HDi (100-103 kW) Eng. RHF(DW10BTED4) |    | 10-   |     | •   |  | M/T, 6Sp                       | <b>13-0419</b>         |                |    |    | 25   | 90   | 107  |    |    |     |     |     |     |    |  |
|  |    | 10-   |     | •   |  | M/T, 6Sp                       | <b>15-1636</b>         |                | 28 | 39 | 58,4 | 95   | 53,7 |    |    |     |     |     | 11a | 2  |  |
| <b>605 (6B) '89-'99</b>                  |   |  | L/R |  |  | NOTE                           | METELLI ref.           | ABS            | A  | B  | C    | D    | E    | F  | H  | I   | L   | M   | Fig |    |  |
| 2.0 (89 kW) Eng. RFZ(XU10J2Z)            |    | 89-   |     | •   |  | +ABS, M/T, G.Box:4HP18         | <b>13-0116</b>         |                |    |    | 23   | 88   | 101  |    |    |     |     |     |     |    |  |
|  |    | 89-   |     | •   |  | +ABS, ABS:Bosch                | <b>15-1263</b>         | 29             | 28 | 23 | 57,5 | 99,8 | 53   |    |    |     |     |     | 11a | 2  |  |
|  |   | 89-   |     | •   |  | +ABS, M/T, G.Box:4HP18         | <b>15-1179</b>         | 48             | 28 | 23 | 58,5 | 90   | 53   |    |    |     |     |     | 11a | 2  |  |
|  |    | 89-   | L   |   |  |                                | -ABS                   | <b>17-0175</b> |    | 28 |      | 24   | 90   | 81 | 33 | 90  | 62  | 652 |     | s3 |  |
|  |   | 89-   | R   |   |  |                                | -ABS                   | <b>17-0174</b> |    | 28 |      | 24   | 90   | 81 | 33 | 90  | 355 | 937 |     | s4 |  |
| 2.0 16v (97 kW) Eng. RFV(XU10J4R)        |    | 94-   |     | •   |  | +ABS, M/T, G.Box:4HP18         | <b>13-0116</b>         |                |    |    | 23   | 88   | 101  |    |    |     |     |     |     |    |  |
|  |    | 94-   |     | •   |  | +ABS, ABS:Bosch                | <b>15-1263</b>         | 29             | 28 | 23 | 57,5 | 99,8 | 53   |    |    |     |     |     | 11a | 2  |  |
|  |   | 94-   |     | •   |  |                                | +ABS, M/T, G.Box:4HP18 | <b>15-1179</b> | 48 | 28 | 23   | 58,5 | 90   | 53 |    |     |     |     | 11a | 2  |  |
| 2.0 T. (108 kW) Eng. RGX(XU10J2TE)       |    | 91-6/94   | L   |   |  | +ABS, G.Box:ME5T, ABS:Bosch    | <b>17-0177</b>         | 29             | 28 |    | 37   | 100  | 101  | 50 | 90 | 69  | 648 |     | s3  |    |  |
|  |   | 91-6/94   | R   |   |  | +ABS, G.Box:ME5T, ABS:Bosch    | <b>17-0176</b>         | 29             | 28 |    | 37   | 100  | 101  | 50 | 90 | 365 | 936 |     | s4  |    |  |
| 2.1 D (60 kW) Eng. P9A(XUD11A)           |    | 89-   |     | •   |  | +ABS, M/T, G.Box:4HP18         | <b>13-0116</b>         |                |    |    | 23   | 88   | 101  |    |    |     |     |     |     |    |  |
|  |   | 89-   |     | •   |  | +ABS, M/T, G.Box:4HP18         | <b>15-1179</b>         | 48             | 28 | 23 | 58,5 | 90   | 53   |    |    |     |     |     | 11a | 2  |  |
|  |  | 89-95   | L   |   |  |                                | -ABS                   | <b>17-0175</b> |    | 28 |      | 24   | 90   | 81 | 33 | 90  | 62  | 652 |     | s3 |  |
|  |   | 89-95   | R   |   |  |                                | -ABS                   | <b>17-0174</b> |    | 28 |      | 24   | 90   | 81 | 33 | 90  | 355 | 937 |     | s4 |  |
| 2.1 TD 12v (80 kW) Eng. P8C(XUD11BTE)    |  | 94-99   |     | •   |  | +ABS                           | <b>13-0147</b>         |                |    |    | 26   | 95   | 104  |    |    |     |     |     |     |    |  |
|  |  | 94-99   |     | •   |  | +ABS, ABS:Bendix               | <b>15-1180</b>         | 48             | 28 | 27 | 59,1 | 100  | 53   |    |    |     |     |     | 11a | 2  |  |
|  |   | 94-99   |     | •   |  |                                | +ABS, ABS:Bosch        | <b>15-1264</b> | 29 | 28 | 27   | 59   | 99,8 | 53 |    |     |     |     | 11a | 2  |  |



















| <b>605 (6B) '89-'99</b>                 |   |    | L/R |    |    | NOTE                        | METELLI ref.   | ABS | A  | B  | C    | D     | E    | F  | H  | I   | L   | M  | Fig |   |  |
|---|---|---|-----|---|---|-----------------------------|----------------|-----|----|----|------|-------|------|----|----|-----|-----|----|-----|---|--|
| 2.1 TD 12v (80 kW) Eng. PHZ(XUD11ATE)   |    | 89-   |     | ●   |   | +ABS                        | <b>13-0147</b> |     |    |    | 26   | 95    | 104  |    |    |     |     |    |     |   |  |
|   |    | 89-   |     | ●   |   | +ABS, ABS:Bendix            | <b>15-1180</b> | 48  | 28 | 27 | 59,1 | 100   | 53   |    |    |     |     |    | 11a | 2 |  |
|   |   | 89-   |     | ●   |   | +ABS, ABS:Bosch             | <b>15-1264</b> | 29  | 28 | 27 | 59   | 99,8  | 53   |    |    |     |     |    | 11a | 2 |  |
|   |    | 89-6/94   | L   |   |   | +ABS, ABS:Bosch             | <b>17-0177</b> | 29  | 28 |    | 37   | 100   | 101  | 50 | 90 | 69  | 648 | s3 |     |   |  |
|   |   | 89-6/94   | R   |   |   | +ABS, ABS:Bosch             | <b>17-0176</b> | 29  | 28 |    | 37   | 100   | 101  | 50 | 90 | 365 | 936 | s4 |     |   |  |
| 3.0 V6 12v (123 kW) Eng. UFZ(ZPJ)       |    | 89-   |     | ●   |   | +ABS, G.Box:M5T             | <b>13-0147</b> |     |    |    | 26   | 95    | 104  |    |    |     |     |    |     |   |  |
|   |    | 89-   |     | ●   |   | +ABS, G.Box:M5T, ABS:Bendix | <b>15-1180</b> | 48  | 28 | 27 | 59,1 | 100   | 53   |    |    |     |     |    | 11a | 2 |  |
|   |   | 89-   |     | ●   |   | +ABS, G.Box:M5T, ABS:Bosch  | <b>15-1264</b> | 29  | 28 | 27 | 59   | 99,8  | 53   |    |    |     |     |    | 11a | 2 |  |
|   |    | 89-6/94   | L   |   |   | +ABS, G.Box:ME5T, ABS:Bosch | <b>17-0177</b> | 29  | 28 |    | 37   | 100   | 101  | 50 | 90 | 69  | 648 | s3 |     |   |  |
|   |   | 89-6/94   | R   |   |   | +ABS, G.Box:ME5T, ABS:Bosch | <b>17-0176</b> | 29  | 28 |    | 37   | 100   | 101  | 50 | 90 | 365 | 936 | s4 |     |   |  |
| 3.0 V6 24v (147 kW) Eng. UKZ(ZPJ4Z)     |    | 89-   |     | ●   |   | +ABS                        | <b>13-0147</b> |     |    |    | 26   | 95    | 104  |    |    |     |     |    |     |   |  |
|   |    | 89-   |     | ●   |   | +ABS, ABS:Bendix            | <b>15-1180</b> | 48  | 28 | 27 | 59,1 | 100   | 53   |    |    |     |     |    | 11a | 2 |  |
|   |   | 89-   |     | ●   |   | +ABS, ABS:Bosch             | <b>15-1264</b> | 29  | 28 | 27 | 59   | 99,8  | 53   |    |    |     |     |    | 11a | 2 |  |
|   |    | 89-6/94   | L   |   |   | +ABS, ABS:Bosch             | <b>17-0177</b> | 29  | 28 |    | 37   | 100   | 101  | 50 | 90 | 69  | 648 | s3 |     |   |  |
|   |   | 89-6/94   | R   |   |   | +ABS, ABS:Bosch             | <b>17-0176</b> | 29  | 28 |    | 37   | 100   | 101  | 50 | 90 | 365 | 936 | s4 |     |   |  |
| <b>607 (9D) '00-</b>                    |   |    | L/R |    |    | NOTE                        | METELLI ref.   | ABS | A  | B  | C    | D     | E    | F  | H  | I   | L   | M  | Fig |   |  |
| 2.2 16v (116 kW) Eng. 3FZ(EW12J4)       |    | 00-   |     | ●   |   | M/T                         | <b>13-0506</b> |     |    |    | 40   | 97    | 128  |    |    |     |     |    |     |   |  |
|   |    | 00-   |     | ●   |   | M/T                         | <b>15-1470</b> |     | 28 | 39 | 58,5 | 100,3 | 52   |    |    |     |     |    | 11a | 2 |  |
| 2.2 16v (120 kW) Eng. 3FY(EW12J4)       |    | 05-   |     | ●   |   | M/T                         | <b>13-0506</b> |     |    |    | 40   | 97    | 128  |    |    |     |     |    |     |   |  |
|   |  | 05-   |     | ●   |   | M/T                         | <b>15-1470</b> |     | 28 | 39 | 58,5 | 100,3 | 52   |    |    |     |     |    | 11a | 2 |  |
| 2.7 HDi 24v (150 kW) Eng. UHZ(DT17TED4) |  | 05-08   |     | ●   |   | Ch -11045                   | <b>13-0490</b> |     |    |    | 39   | 92    | 106  |    |    |     |     |    |     |   |  |
|   |  | 05-08   |     | ●   |   | Ch -11045                   | <b>15-1719</b> |     | 28 | 39 | 58,4 | 95    | 53,7 |    |    |     |     |    | 11a | 2 |  |
| 3.0 V6 24v (155 kW) Eng. Xfv(ES9A)      |  | 05-08   |     | ●   |   | Ch -11045                   | <b>13-0490</b> |     |    |    | 39   | 92    | 106  |    |    |     |     |    |     |   |  |
|   |  | 05-08   |     | ●   |   | Ch -11045                   | <b>15-1719</b> |     | 28 | 39 | 58,4 | 95    | 53,7 |    |    |     |     |    | 11a | 2 |  |
| <b>806 (221) '94-'02</b>                |   |  | L/R |  |  | NOTE                        | METELLI ref.   | ABS | A  | B  | C    | D     | E    | F  | H  | I   | L   | M  | Fig |   |  |
| 1.8 (73 kW) Eng. LFW(XU7JP)             |  | 95-   |     | ●   |   | +ABS                        | <b>13-0170</b> |     |    |    | 25   | 86    | 96   |    |    |     |     |    |     |   |  |
|   |  | 95-   |     | ●   |   | +ABS                        | <b>15-1222</b> | 48  | 27 | 34 | 58,6 | 89,9  | 49   |    |    |     |     |    | 11  | 2 |  |
|   |  | 95-   | L   |   |   | +ABS, G.Box:BE3/5           | <b>17-0140</b> | 48  | 27 |    | 24   | 90    | 81   | 33 | 82 | 62  | 647 | s3 |     |   |  |
|   |   | 95-   | L   |   |   | -ABS, G.Box:BE3/5           | <b>17-0138</b> |     | 27 |    | 24   | 90    | 81   | 33 | 82 | 62  | 647 | s3 |     |   |  |
|   |   | 95-   | R   |   |   | +ABS, G.Box:BE3/5           | <b>17-0141</b> | 48  | 27 |    | 24   | 90    | 81   | 33 | 82 | 350 | 936 | s4 |     |   |  |
|   |   | 95-   | R   |   |   | -ABS, G.Box:BE3/5           | <b>17-0139</b> |     | 27 |    | 24   | 90    | 81   | 33 | 82 | 350 | 936 | s4 |     |   |  |





















| 806 (221) '94-'02                                |    | L/R   |  |  | NOTE    | METELLI ref.      | ABS     | A  | B  | C    | D      | E    | F  | H    | I   | L    | M   | Fig |    |  |
|--|---|-------|---|---|---------|-------------------|---------|----|----|------|--------|------|----|------|-----|------|-----|-----|----|--|
| 1.9 TD (66-68 kW) Eng. DHX(XUD9TE)               |    | 95-   |   | ●   | +ABS    | 13-0172           |         |    |    | 28   | 95     | 85   |    |      |     |      |     |     |    |  |
|  |    | 95-   |   | ●   | +ABS    | 15-1224           | 48      | 27 | 39 | 59   | 100,45 | 49,5 |    |      |     |      |     | 11  | 2  |  |
|  |    | 95-   | L   |   |         | G.Box:ME5K        | 17-0142 |    | 27 |      | 37     | 100  | 89 | 38,7 | 82  | 68,5 | 642 |     | s3 |  |
|  |   | 95-   | L   |   |         | +ABS, G.Box:ME5K  | 17-0144 | 48 | 27 |      | 37     | 100  | 89 | 38,7 | 82  | 68,5 | 641 |     | s3 |  |
|  |   | 95-   | R   |   |         | G.Box:ME5K        | 17-0143 |    | 27 |      | 37     | 100  | 89 | 38,7 | 82  | 369  | 942 |     | s4 |  |
|  |   | 95-   | R   |   |         | +ABS, G.Box:ME5K  | 17-0145 | 48 | 27 |      | 37     | 100  | 89 | 38,7 | 82  | 369  | 942 |     | s4 |  |
| 1.9 TD (66-68 kW) Eng. DHY(XUD9TE)               |    | 97-   |   | ●   | +ABS    | 13-0172           |         |    |    | 28   | 95     | 85   |    |      |     |      |     |     |    |  |
|  |    | 97-   |   | ●   | +ABS    | 15-1224           | 48      | 27 | 39 | 59   | 100,45 | 49,5 |    |      |     |      |     | 11  | 2  |  |
|  |    | 97-   | L   |   |         | +ABS, G.Box:ME5K  | 17-0144 | 48 | 27 |      | 37     | 100  | 89 | 38,7 | 82  | 68,5 | 641 |     | s3 |  |
|  |   | 97-   | L   |   |         | -ABS, G.Box:ME5K  | 17-0142 |    | 27 |      | 37     | 100  | 89 | 38,7 | 82  | 68,5 | 642 |     | s3 |  |
|  |   | 97-   | R   |   |         | +ABS, G.Box:ME5K  | 17-0145 | 48 | 27 |      | 37     | 100  | 89 | 38,7 | 82  | 369  | 942 |     | s4 |  |
|  |   | 97-   | R   |   |         | -ABS, G.Box:ME5K  | 17-0143 |    | 27 |      | 37     | 100  | 89 | 38,7 | 82  | 369  | 942 |     | s4 |  |
| 2.0 (89 kW) Eng. RFU(XU10J2)                     |    | 9/94- |   | ●   | +ABS    | 13-0170           |         |    |    | 25   | 86     | 96   |    |      |     |      |     |     |    |  |
|  |    | 9/94- |   | ●   | +ABS    | 15-1222           | 48      | 27 | 34 | 58,6 | 89,9   | 49   |    |      |     |      |     | 11  | 2  |  |
|  |    | 94-   | L   |   |         | +ABS, G.Box:BE3/5 | 17-0140 | 48 | 27 |      | 24     | 90   | 81 | 33   | 82  | 62   | 647 |     | s3 |  |
|  |   | 94-   | L   |   |         | -ABS, G.Box:BE3/5 | 17-0138 |    | 27 |      | 24     | 90   | 81 | 33   | 82  | 62   | 647 |     | s3 |  |
|  |   | 94-   | R   |   |         | +ABS, G.Box:BE3/5 | 17-0141 | 48 | 27 |      | 24     | 90   | 81 | 33   | 82  | 350  | 936 |     | s4 |  |
| 94-  | R   |       |   | -ABS, G.Box:BE3/5   | 17-0139 |                   | 27      |    | 24 | 90   | 81     | 33   | 82 | 350  | 936 |      | s4  |     |    |  |
| 2.0 16v (100 kW) Eng. RFN(EW10J4)                |    | 00-   |   | ●   | +ABS    | 13-0170           |         |    |    | 25   | 86     | 96   |    |      |     |      |     |     |    |  |
|  |    | 00-   |   | ●   | +ABS    | 15-1222           | 48      | 27 | 34 | 58,6 | 89,9   | 49   |    |      |     |      |     | 11  | 2  |  |
| 2.0 16v (97 kW) Eng. RFV(XU10J4R)                |   | 98-   |   | ●   | +ABS    | 13-0170           |         |    |    | 25   | 86     | 96   |    |      |     |      |     |     |    |  |
|  |  | 98-   |   | ●   | +ABS    | 15-1222           | 48      | 27 | 34 | 58,6 | 89,9   | 49   |    |      |     |      |     | 11  | 2  |  |
| 2.0 HDi, 16v (80 kW) Eng. RHW/<br>RHZ(DW10ATED4) |  | 99-02 |   | ●   | +ABS    | 13-0375           |         |    |    | 22   | 82     | 126  |    |      |     |      |     |     |    |  |
|  |  | 99-02 |   | ●   | +ABS    | 15-1546           | 48      | 27 | 39 | 58   | 100,3  | 50   |    |      |     |      |     | 11  | 2  |  |
|  |  | 99-02 | L   |   |         | +ABS, M/T         | 17-0144 | 48 | 27 |      | 37     | 100  | 89 | 38,7 | 82  | 68,5 | 641 |     | s3 |  |
|  |   | 99-02 | R   |   |         | +ABS, M/T         | 17-0145 | 48 | 27 |      | 37     | 100  | 89 | 38,7 | 82  | 369  | 942 |     | s4 |  |
| 2.0 T. (108 kW) Eng. RGX(XU10J2TE)               |  | 94-   |   | ●   | +ABS    | 13-0172           |         |    |    | 28   | 95     | 85   |    |      |     |      |     |     |    |  |
|  |  | 94-   |   | ●   | +ABS    | 15-1224           | 48      | 27 | 39 | 59   | 100,45 | 49,5 |    |      |     |      |     | 11  | 2  |  |
|  |  | 9/94- | L   |   |         | +ABS, G.Box:ME5K  | 17-0144 | 48 | 27 |      | 37     | 100  | 89 | 38,7 | 82  | 68,5 | 641 |     | s3 |  |
|  |   | 9/94- | L   |   |         | -ABS, G.Box:ME5K  | 17-0142 |    | 27 |      | 37     | 100  | 89 | 38,7 | 82  | 68,5 | 642 |     | s3 |  |
|  |   | 9/94- | R   |   |         | +ABS, G.Box:ME5K  | 17-0145 | 48 | 27 |      | 37     | 100  | 89 | 38,7 | 82  | 369  | 942 |     | s4 |  |
|  |   | 9/94- | R   |   |         | -ABS, G.Box:ME5K  | 17-0143 |    | 27 |      | 37     | 100  | 89 | 38,7 | 82  | 369  | 942 |     | s4 |  |




























| <b>Bipper (AA) '08-</b>           |   |  | L/R |  |  | NOTE              | METELLI ref.                   | ABS            | A  | B  | C    | D     | E    | F   | H    | I   | L    | M    | Fig |   |  |
|-----------------------------------|---|---|-----|---|---|-------------------|--------------------------------|----------------|----|----|------|-------|------|-----|------|-----|------|------|-----|---|--|
| 1.3 HDi (55 kW) Eng. FHZ(F13DTE5) |    | 10-5/12   |     | ●   |   |                   | <b>13-0287</b>                 |                |    |    | 25   | 78    | 130  |     |      |     |      |      |     |   |  |
|                                   |    | 10-5/12   |     | ●   |   |                   | <b>15-1449</b>                 |                | 25 | 24 | 51   | 84    | 46   |     |      |     |      | 4    | 1   |   |  |
| 1.4 (54 kW) Eng. KfV(TU3A)        |    | 08-   | L   | ●   |   |                   | <b>13-0420</b>                 |                |    |    | 23   | 78    | 90   |     |      |     |      |      |     |   |  |
|                                   |   | 08-   | R   | ●   |   |                   | <b>13-0428</b>                 |                |    |    | 31   | 75    | 115  |     |      |     |      |      |     |   |  |
|                                   |    | 08-   | L   | ●   |   |                   | <b>15-1637</b>                 |                | 22 | 22 | 51   | 79,1  | 39,8 |     |      |     |      |      | 4a  | 1 |  |
|                                   |   | 08-   | R   | ●   |   |                   | <b>15-1648</b>                 |                | 22 | 22 | 51   | 79,1  | 39,8 |     |      |     |      |      | 4a  | 1 |  |
| 1.4 HDi (50 kW) Eng. 8HS(DV4TED)  |    | 08-   |     | ●   |   |                   | <b>13-0542</b>                 |                |    |    | 20   | 68    | 100  |     |      |     |      |      |     |   |  |
|                                   |    | 08-   |     | ●   |   |                   | <b>15-1740</b>                 |                | 25 | 22 | 50,9 | 79    | 46,2 |     |      |     |      | 4    | 1   |   |  |
| <b>Boxer I (230) '94-'02</b>      |   |  | L/R |  |  | NOTE              | METELLI ref.                   | ABS            | A  | B  | C    | D     | E    | F   | H    | I   | L    | M    | Fig |   |  |
| 1.9 D (50 kW) Eng. DJY(XUD9A)     |    | 99-02   |     | ●   |   | +ABS              | <b>13-0022</b>                 |                |    |    | 24   | 95    | 150  |     |      |     |      |      |     |   |  |
|                                   |   | 99-02   |     | ●   |   | +ABS, Ch -5235557 | <b>13-0109</b>                 |                |    |    | 33   | 111   | 93   |     |      |     |      |      |     |   |  |
|                                   |   | 99-02   |     | ●   |   | +ABS, Ch 5235558- | <b>13-0502</b>                 |                |    |    | 33   | 110   | 160  |     |      |     |      |      |     |   |  |
|                                   |    | 99-02   |     | ●   |   | +ABS              | <b>15-1120</b>                 | 54             | 28 | 39 | 62,9 | 100,4 | 60   |     |      |     |      |      | 4   | 2 |  |
|                                   |   | 99-02   |     | ●   |   | +ABS, Ch -5235557 | <b>15-1132</b>                 | 54             | 35 | 45 | 70   | 115,3 | 63   |     |      |     |      |      | 11  | 2 |  |
|                                   |   | 99-02   |     | ●   |   | +ABS, Ch 5235558- | <b>15-1236</b>                 | 54             | 35 | 45 | 70   | 113,6 | 63   |     |      |     |      |      | 11  | 2 |  |
|                                   |    | 99-02   | L   |   |   |                   | +ABS, G.Box:ME5T               | <b>17-0084</b> | 54 | 28 |      | 37    | 98   | 89  | 38,7 | 112 | 68,5 | 770  | s3  |   |  |
|                                   |   | 99-02   | L   |   |   |                   | +ABS, Ch -5235557, G.Box:MG5TQ | <b>17-0158</b> | 54 | 35 |      | 41    | 115  | 104 | 50   | 117 | 70   | 762  | s3  |   |  |
|                                   |   | 99-02   | L   |   |   |                   | +ABS, Ch 5235558-, G.Box:MG5T  | <b>17-0160</b> | 54 | 35 |      | 41    | 115  | 104 | 50   | 117 | 70   | 762  | s3  |   |  |
|                                   |   | 99-02   | R   |   |   |                   | +ABS, G.Box:ME5T               | <b>17-0085</b> | 54 | 28 |      | 37    | 98   | 89  | 38,7 | 112 | 369  | 1070 | s6  |   |  |
|                                   |   | 99-02   | R   |   |   |                   | +ABS, Ch -5235557, G.Box:MG5TQ | <b>17-0159</b> | 54 | 35 |      | 41    | 115  | 104 | 50   | 117 | 391  | 1084 | s6  |   |  |
|                                   |   | 99-02   | R   |   |   |                   | +ABS, Ch 5235558-, G.Box:MG5T  | <b>17-0161</b> | 54 | 35 |      | 41    | 115  | 104 | 50   | 117 | 391  | 1084 | s6  |   |  |
| 1.9 D (51 kW) Eng. D8C(XUD9AU)    |  | 1/94-02   |     | ●   |   | +ABS              | <b>13-0022</b>                 |                |    |    | 24   | 95    | 150  |     |      |     |      |      |     |   |  |
|                                   |   | 1/94-02   |     | ●   |   | +ABS, Ch -5235557 | <b>13-0109</b>                 |                |    |    | 33   | 111   | 93   |     |      |     |      |      |     |   |  |
|                                   |   | 1/94-02   |     | ●   |   | +ABS, Ch 5235558- | <b>13-0502</b>                 |                |    |    | 33   | 110   | 160  |     |      |     |      |      |     |   |  |
|                                   |  | 1/94-02   |     | ●   |   | +ABS              | <b>15-1120</b>                 | 54             | 28 | 39 | 62,9 | 100,4 | 60   |     |      |     |      |      | 4   | 2 |  |
|                                   |   | 1/94-02   |     | ●   |   | +ABS, Ch -5235557 | <b>15-1132</b>                 | 54             | 35 | 45 | 70   | 115,3 | 63   |     |      |     |      |      | 11  | 2 |  |
|                                   |   | 1/94-02   |     | ●   |   | +ABS, Ch 5235558- | <b>15-1236</b>                 | 54             | 35 | 45 | 70   | 113,6 | 63   |     |      |     |      |      | 11  | 2 |  |
|                                   |  | 1/94-02   | L   |   |   |                   | +ABS, G.Box:ME5T               | <b>17-0084</b> | 54 | 28 |      | 37    | 98   | 89  | 38,7 | 112 | 68,5 | 770  | s3  |   |  |
|                                   |   | 1/94-02   | L   |   |   |                   | +ABS, Ch -5235557, G.Box:MG5TQ | <b>17-0158</b> | 54 | 35 |      | 41    | 115  | 104 | 50   | 117 | 70   | 762  | s3  |   |  |
|                                   |   | 1/94-02   | L   |   |   |                   | +ABS, Ch 5235558-, G.Box:MG5T  | <b>17-0160</b> | 54 | 35 |      | 41    | 115  | 104 | 50   | 117 | 70   | 762  | s3  |   |  |
|                                   |   | 1/94-02   | R   |   |   |                   | +ABS, G.Box:ME5T               | <b>17-0085</b> | 54 | 28 |      | 37    | 98   | 89  | 38,7 | 112 | 369  | 1070 | s6  |   |  |
|                                   |   | 1/94-02   | R   |   |   |                   | +ABS, Ch -5235557, G.Box:MG5TQ | <b>17-0159</b> | 54 | 35 |      | 41    | 115  | 104 | 50   | 117 | 391  | 1084 | s6  |   |  |
|                                   |   | 1/94-02   | R   |   |   |                   | +ABS, Ch 5235558-, G.Box:MG5T  | <b>17-0161</b> | 54 | 35 |      | 41    | 115  | 104 | 50   | 117 | 391  | 1084 | s6  |   |  |

























| Boxer I (230) '94-'02                   |  | L/R   |  |    | NOTE              | METELLI ref.      | ABS                            | A                              | B       | C  | D    | E     | F   | H   | I    | L    | M    | Fig  |      |    |  |
|---|---|---|---|---|-------------------|-------------------|--------------------------------|--------------------------------|---------|----|------|-------|-----|-----|------|------|------|------|------|----|--|
| 1.9 TD, 4WD (66-68 kW) Eng. DHY(XUD9TE) |  | 1/94-02   | ●   |   | +ABS              | 13-0022           |                                |                                |         | 24 | 95   | 150   |     |     |      |      |      |      |      |    |  |
|   |   | 1/94-02   | ●   |   | +ABS, Ch -5235557 | 13-0109           |                                |                                |         | 33 | 111  | 93    |     |     |      |      |      |      |      |    |  |
|   |   | 1/94-02   | ●   |   | +ABS, Ch 5235558- | 13-0502           |                                |                                |         | 33 | 110  | 160   |     |     |      |      |      |      |      |    |  |
|   | 1.9 TD, 4WD (68 kW) Eng. D8C(XUD9UTF)   |  | 1/94-02   | ●   |                   | +ABS              | 15-1120                        | 54                             | 28      | 39 | 62,9 | 100,4 | 60  |     |      |      |      | 4    | 2    |    |  |
|   |   |   | 1/94-02   | ●   |                   | +ABS, Ch -5235557 | 15-1132                        | 54                             | 35      | 45 | 70   | 115,3 | 63  |     |      |      |      | 11   | 2    |    |  |
|   |   |   | 1/94-02   | ●   |                   | +ABS, Ch 5235558- | 15-1236                        | 54                             | 35      | 45 | 70   | 113,6 | 63  |     |      |      |      | 11   | 2    |    |  |
|   |   | 1.9 TD, 4WD (68 kW) Eng. D8C(XUD9UTF)   |  | 1/94-02   | ●                 |                   | +ABS, G.Box:ME5T               | 17-0084                        | 54      | 28 |      | 37    | 98  | 89  | 38,7 | 112  | 68,5 | 770  | s3   |    |  |
|   |   |   |   | 1/94-02   | ●                 |                   | +ABS, Ch -5235557, G.Box:MG5TQ | 17-0158                        | 54      | 35 |      | 41    | 115 | 104 | 50   | 117  | 70   | 762  | s3   |    |  |
|   |   |   |   | 1/94-02   | ●                 |                   | +ABS, Ch 5235558-, G.Box:MG5T  | 17-0160                        | 54      | 35 |      | 41    | 115 | 104 | 50   | 117  | 70   | 762  | s3   |    |  |
|   |   |   | 1.9 TD, 4WD (68 kW) Eng. D8C(XUD9UTF)   |    | 1/94-02           | ●                 |                                | +ABS, G.Box:ME5T               | 17-0085 | 54 | 28   |       | 37  | 98  | 89   | 38,7 | 112  | 369  | 1070 | s6 |  |
|   |   |   |   |   | 1/94-02           | ●                 |                                | +ABS, Ch -5235557, G.Box:MG5TQ | 17-0159 | 54 | 35   |       | 41  | 115 | 104  | 50   | 117  | 391  | 1084 | s6 |  |
|   |   |   |   |   | 1/94-02           | ●                 |                                | +ABS, Ch 5235558-, G.Box:MG5T  | 17-0161 | 54 | 35   |       | 41  | 115 | 104  | 50   | 117  | 391  | 1084 | s6 |  |
| 1.9 TD, 4WD (68 kW) Eng. D8C(XUD9UTF)   |   |   |   |    | 1/94-02           | ●                 |                                | +ABS, G.Box:ME5T               | 17-0084 | 54 | 28   |       | 37  | 98  | 89   | 38,7 | 112  | 68,5 | 770  | s3 |  |
|   |   |   |   |   | 1/94-02           | ●                 |                                | +ABS, Ch -5235557, G.Box:MG5TQ | 17-0158 | 54 | 35   |       | 41  | 115 | 104  | 50   | 117  | 70   | 762  | s3 |  |
|   |   |   |   |   | 1/94-02           | ●                 |                                | +ABS, Ch 5235558-, G.Box:MG5T  | 17-0160 | 54 | 35   |       | 41  | 115 | 104  | 50   | 117  | 70   | 762  | s3 |  |
|   | 1.9 TD, 4WD (68 kW) Eng. D8C(XUD9UTF)   |   |   |  | 1/94-02           | ●                 |                                | +ABS, G.Box:ME5T               | 17-0085 | 54 | 28   |       | 37  | 98  | 89   | 38,7 | 112  | 369  | 1070 | s6 |  |
|   |   |   |   |   | 1/94-02           | ●                 |                                | +ABS, Ch -5235557, G.Box:MG5TQ | 17-0159 | 54 | 35   |       | 41  | 115 | 104  | 50   | 117  | 391  | 1084 | s6 |  |
|   |   |   |   |   | 1/94-02           | ●                 |                                | +ABS, Ch 5235558-, G.Box:MG5T  | 17-0161 | 54 | 35   |       | 41  | 115 | 104  | 50   | 117  | 391  | 1084 | s6 |  |

| Boxer I (230) '94-'02   |  | L/R   |  |  | NOTE                    | METELLI ref.                   | ABS     | A  | B  | C    | D     | E    | F    | H    | I    | L    | M    | Fig |   |
|---|---|---|---|---|-------------------------|--------------------------------|---------|----|----|------|-------|------|------|------|------|------|------|-----|---|
| 2.0 HDi (62 kW) Eng. RHV(DW10UTD)   |  | 01-02   |   | ●   | +ABS                    | 13-0022                        |         |    |    | 24   | 95    | 150  |      |      |      |      |      |     |   |
|   |   | 01-02   |   | ●   | +ABS, Ch -5235557       | 13-0109                        |         |    |    | 33   | 111   | 93   |      |      |      |      |      |     |   |
|   |   | 01-02   |   | ●   | +ABS, Ch 5235558-       | 13-0502                        |         |    |    | 33   | 110   | 160  |      |      |      |      |      |     |   |
|   |  | 01-02   |   | ●   | +ABS                    | 15-1120                        | 54      | 28 | 39 | 62,9 | 100,4 | 60   |      |      |      |      |      | 4   | 2 |
|   |   | 01-02   |   | ●   | +ABS, Ch -5235557       | 15-1132                        | 54      | 35 | 45 | 70   | 115,3 | 63   |      |      |      |      |      | 11  | 2 |
|   |   | 01-02   |   | ●   | +ABS, Ch 5235558-       | 15-1236                        | 54      | 35 | 45 | 70   | 113,6 | 63   |      |      |      |      |      | 11  | 2 |
|   |  | 01-02   | L   |   |                         | +ABS, G.Box:ME5T               | 17-0084 | 54 | 28 |      | 37    | 98   | 89   | 38,7 | 112  | 68,5 | 770  | s3  |   |
|   |   | 01-02   | L   |   |                         | +ABS, Ch -5235557, G.Box:MG5TQ | 17-0158 | 54 | 35 |      | 41    | 115  | 104  | 50   | 117  | 70   | 762  | s3  |   |
|   |   | 01-02   | L   |   |                         | +ABS, Ch 5235558-, G.Box:MG5T  | 17-0160 | 54 | 35 |      | 41    | 115  | 104  | 50   | 117  | 70   | 762  | s3  |   |
|   |   | 01-02   | R   |   |                         | +ABS, G.Box:ME5T               | 17-0085 | 54 | 28 |      | 37    | 98   | 89   | 38,7 | 112  | 369  | 1070 | s6  |   |
|   |   | 01-02   | R   |   |                         | +ABS, Ch -5235557, G.Box:MG5TQ | 17-0159 | 54 | 35 |      | 41    | 115  | 104  | 50   | 117  | 391  | 1084 | s6  |   |
|   | 2.0, 4WD (80 kW) Eng. RFW(XU10J2/ C)  |  | 1/94-02   |   | ●                       | +ABS                           | 13-0022 |    |    |      | 24    | 95   | 150  |      |      |      |      |     |   |
| 1/94-02   |   |   |   | ●   | +ABS, Ch -5235557       | 13-0109                        |         |    |    | 33   | 111   | 93   |      |      |      |      |      |     |   |
| 1/94-02   |   |   |   | ●   | +ABS, Ch 5235558-       | 13-0502                        |         |    |    | 33   | 110   | 160  |      |      |      |      |      |     |   |
|    |   | 1/94-02   |   | ●   | +ABS                    | 15-1120                        | 54      | 28 | 39 | 62,9 | 100,4 | 60   |      |      |      |      |      | 4   | 2 |
|   |   | 1/94-02   |   | ●   | +ABS, Ch -5235557       | 15-1132                        | 54      | 35 | 45 | 70   | 115,3 | 63   |      |      |      |      |      | 11  | 2 |
|   |   | 1/94-02   |   | ●   | +ABS, Ch 5235558-       | 15-1236                        | 54      | 35 | 45 | 70   | 113,6 | 63   |      |      |      |      |      | 11  | 2 |
|  |   | 1/94-02   | L   |   |                         | +ABS, G.Box:ME5T               | 17-0084 | 54 | 28 |      | 37    | 98   | 89   | 38,7 | 112  | 68,5 | 770  | s3  |   |
|   |   | 1/94-02   | L   |   |                         | +ABS, Ch -5235557, G.Box:MG5TQ | 17-0158 | 54 | 35 |      | 41    | 115  | 104  | 50   | 117  | 70   | 762  | s3  |   |
|   |   | 1/94-02   | L   |   |                         | +ABS, Ch 5235558-, G.Box:MG5T  | 17-0160 | 54 | 35 |      | 41    | 115  | 104  | 50   | 117  | 70   | 762  | s3  |   |
|   |   | 1/94-02   | R   |   |                         | +ABS, G.Box:ME5T               | 17-0085 | 54 | 28 |      | 37    | 98   | 89   | 38,7 | 112  | 369  | 1070 | s6  |   |
|   |   | 1/94-02   | R   |   |                         | +ABS, Ch -5235557, G.Box:MG5TQ | 17-0159 | 54 | 35 |      | 41    | 115  | 104  | 50   | 117  | 391  | 1084 | s6  |   |
|   |   | 1/94-02   | R   |   |                         | +ABS, Ch 5235558-, G.Box:MG5T  | 17-0161 | 54 | 35 |      | 41    | 115  | 104  | 50   | 117  | 391  | 1084 | s6  |   |
|   | 94-02   | L   |   |   | +ABS, G.Box:MG5, 10-14Q | 17-0086                        | 54      | 28 |    | 41   | 98    | 89   | 38,7 | 112  | 70   | 756  | s3   |     |   |
|   | 94-02   | L   |   |   | -ABS, G.Box:MG5, 10-14Q | 17-0815                        |         | 28 | 41 |      | 98    | 89   | 38,7 | 112  | 70   | 756  | s3   |     |   |
| 94-02   | R   |   |   | +ABS, G.Box:MG5, 10-14Q   | 17-0087                 | 54                             | 28      |    | 41 | 98   | 89    | 38,7 | 112  | 391  | 1077 | s6   |      |     |   |
| 94-02   | R   |   |   | -ABS, G.Box:MG5, 10-14Q   | 17-0816                 |                                | 28      | 41 |    | 98   | 89    | 38,7 | 112  | 391  | 1077 | s4   |      |     |   |






























| Boxer I (230) '94-'02   |  | L/R   |  |  | NOTE                    | METELLI ref.                   | ABS     | A  | B  | C    | D     | E    | F    | H    | I    | L    | M    | Fig |   |  |
|---|---|---|---|---|-------------------------|--------------------------------|---------|----|----|------|-------|------|------|------|------|------|------|-----|---|--|
| 2.5 D, 4WD (63 kW) Eng. T9A(DJ5)  |  | 1/94-02   |   | ●   | +ABS                    | 13-0022                        |         |    |    | 24   | 95    | 150  |      |      |      |      |      |     |   |  |
|   |   | 1/94-02   |   | ●   | +ABS, Ch -5235557       | 13-0109                        |         |    |    | 33   | 111   | 93   |      |      |      |      |      |     |   |  |
|   |   | 1/94-02   |   | ●   | +ABS, Ch 5235558-       | 13-0502                        |         |    |    | 33   | 110   | 160  |      |      |      |      |      |     |   |  |
|   |  | 1/94-02   |   | ●   | +ABS                    | 15-1120                        | 54      | 28 | 39 | 62,9 | 100,4 | 60   |      |      |      |      |      | 4   | 2 |  |
|   |   | 1/94-02   |   | ●   | +ABS, Ch -5235557       | 15-1132                        | 54      | 35 | 45 | 70   | 115,3 | 63   |      |      |      |      |      | 11  | 2 |  |
|   |   | 1/94-02   |   | ●   | +ABS, Ch 5235558-       | 15-1236                        | 54      | 35 | 45 | 70   | 113,6 | 63   |      |      |      |      |      | 11  | 2 |  |
|   |  | 1/94-02   | L   |   |                         | +ABS, G.Box:ME5T               | 17-0084 | 54 | 28 |      | 37    | 98   | 89   | 38,7 | 112  | 68,5 | 770  | s3  |   |  |
|   |   | 1/94-02   | L   |   |                         | +ABS, Ch -5235557, G.Box:MG5TQ | 17-0158 | 54 | 35 |      | 41    | 115  | 104  | 50   | 117  | 70   | 762  | s3  |   |  |
|   |   | 1/94-02   | L   |   |                         | +ABS, Ch 5235558-, G.Box:MG5T  | 17-0160 | 54 | 35 |      | 41    | 115  | 104  | 50   | 117  | 70   | 762  | s3  |   |  |
|   |   | 1/94-02   | R   |   |                         | +ABS, G.Box:ME5T               | 17-0085 | 54 | 28 |      | 37    | 98   | 89   | 38,7 | 112  | 369  | 1070 | s6  |   |  |
|   |   | 1/94-02   | R   |   |                         | +ABS, Ch -5235557, G.Box:MG5TQ | 17-0159 | 54 | 35 |      | 41    | 115  | 104  | 50   | 117  | 391  | 1084 | s6  |   |  |
|   |   | 1/94-02   | R   |   |                         | +ABS, Ch 5235558-, G.Box:MG5T  | 17-0161 | 54 | 35 |      | 41    | 115  | 104  | 50   | 117  | 391  | 1084 | s6  |   |  |
|   |   | 94-02   | L   |   |                         | +ABS, G.Box:MG5, 10-14Q        | 17-0086 | 54 | 28 |      | 41    | 98   | 89   | 38,7 | 112  | 70   | 756  | s3  |   |  |
|   |   | 94-02   | L   |   |                         | -ABS, G.Box:MG5, 10-14Q        | 17-0815 |    | 28 | 41   |       | 98   | 89   | 38,7 | 112  | 70   | 756  | s3  |   |  |
|   | 2.5 TD, 4WD (76-95 kW) Eng. T8A(DJ5T)   |  | 1/94-02   |   | ●                       | +ABS                           | 13-0022 |    |    |      | 24    | 95   | 150  |      |      |      |      |     |   |  |
| 1/94-02   |   |   |   | ●   | +ABS, Ch -5235557       | 13-0109                        |         |    |    | 33   | 111   | 93   |      |      |      |      |      |     |   |  |
| 1/94-02   |   |   |   | ●   | +ABS, Ch 5235558-       | 13-0502                        |         |    |    | 33   | 110   | 160  |      |      |      |      |      |     |   |  |
|    |   | 1/94-02   |   | ●   | +ABS                    | 15-1120                        | 54      | 28 | 39 | 62,9 | 100,4 | 60   |      |      |      |      |      | 4   | 2 |  |
|   |   | 1/94-02   |   | ●   | +ABS, Ch -5235557       | 15-1132                        | 54      | 35 | 45 | 70   | 115,3 | 63   |      |      |      |      |      | 11  | 2 |  |
|   |   | 1/94-02   |   | ●   | +ABS, Ch 5235558-       | 15-1236                        | 54      | 35 | 45 | 70   | 113,6 | 63   |      |      |      |      |      | 11  | 2 |  |
|  |   | 1/94-02   | L   |   |                         | +ABS, G.Box:MG5T               | 17-0086 | 54 | 28 |      | 41    | 98   | 89   | 38,7 | 112  | 70   | 756  | s3  |   |  |
|   |   | 1/94-02   | L   |   |                         | +ABS, Ch -5235557, G.Box:MG5TQ | 17-0158 | 54 | 35 |      | 41    | 115  | 104  | 50   | 117  | 70   | 762  | s3  |   |  |
|   |   | 1/94-02   | L   |   |                         | +ABS, Ch 5235558-, G.Box:MG5T  | 17-0160 | 54 | 35 |      | 41    | 115  | 104  | 50   | 117  | 70   | 762  | s3  |   |  |
|   |   | 1/94-02   | R   |   |                         | +ABS, G.Box:MG5T               | 17-0087 | 54 | 28 |      | 41    | 98   | 89   | 38,7 | 112  | 391  | 1077 | s6  |   |  |
|   |   | 1/94-02   | R   |   |                         | +ABS, Ch -5235557, G.Box:MG5TQ | 17-0159 | 54 | 35 |      | 41    | 115  | 104  | 50   | 117  | 391  | 1084 | s6  |   |  |
|   |   | 1/94-02   | R   |   |                         | +ABS, Ch 5235558-, G.Box:MG5T  | 17-0161 | 54 | 35 |      | 41    | 115  | 104  | 50   | 117  | 391  | 1084 | s6  |   |  |
|   |   | 94-02   | L   |   |                         | +ABS, G.Box:MG5, 10-14Q        | 17-0086 | 54 | 28 |      | 41    | 98   | 89   | 38,7 | 112  | 70   | 756  | s3  |   |  |
|   |   | 94-02   | L   |   |                         | -ABS, G.Box:MG5, 10-14Q        | 17-0815 |    | 28 | 41   |       | 98   | 89   | 38,7 | 112  | 70   | 756  | s3  |   |  |
| 94-02   |   | R   |   |   | +ABS, G.Box:MG5, 10-14Q | 17-0087                        | 54      | 28 |    | 41   | 98    | 89   | 38,7 | 112  | 391  | 1077 | s6   |     |   |  |
| 94-02   | R   |   |   | -ABS, G.Box:MG5, 10-14Q   | 17-0816                 |                                | 28      | 41 |    | 98   | 89    | 38,7 | 112  | 391  | 1077 | s4   |      |     |   |  |





















| <b>Boxer I (230) '94-'02</b>          |   |    | L/R |    |    | NOTE                          | METELLI ref.                   | ABS     | A  | B  | C    | D     | E    | F    | H    | I    | L    | M    | Fig |    |   |  |
|---------------------------------------|---|---|-----|---|--|-------------------------------|--------------------------------|---------|----|----|------|-------|------|------|------|------|------|------|-----|----|---|--|
| 2.5 TDi, 4WD (79 kW) Eng. THX(DJ5TED) |    | 97-02   |     | ●   |  | +ABS                          | 13-0022                        |         |    |    | 24   | 95    | 150  |      |      |      |      |      |     |    |   |  |
|                                       |   | 97-02   |     | ●   |  | +ABS, Ch -5235557             | 13-0109                        |         |    |    | 33   | 111   | 93   |      |      |      |      |      |     |    |   |  |
|                                       |   | 97-02   |     | ●   |  | +ABS, Ch 5235558-             | 13-0502                        |         |    |    | 33   | 110   | 160  |      |      |      |      |      |     |    |   |  |
|                                       |    | 97-02   |     | ●   |  | +ABS                          | 15-1120                        | 54      | 28 | 39 | 62,9 | 100,4 | 60   |      |      |      |      |      | 4   | 2  |   |  |
|                                       |   | 97-02   |     | ●   |  | +ABS, Ch -5235557             | 15-1132                        | 54      | 35 | 45 | 70   | 115,3 | 63   |      |      |      |      |      |     | 11 | 2 |  |
|                                       |   | 97-02   |     | ●   |  | +ABS, Ch 5235558-             | 15-1236                        | 54      | 35 | 45 | 70   | 113,6 | 63   |      |      |      |      |      |     | 11 | 2 |  |
|                                       |    | 97-02   | L   |   |  |                               | +ABS, G.Box:ME5T               | 17-0084 | 54 | 28 |      | 37    | 98   | 89   | 38,7 | 112  | 68,5 | 770  | s3  |    |   |  |
|                                       |   | 97-02   | L   |   |  |                               | +ABS, Ch -5235557, G.Box:MG5TQ | 17-0158 | 54 | 35 |      | 41    | 115  | 104  | 50   | 117  | 70   | 762  | s3  |    |   |  |
|                                       |   | 97-02   | L   |   |  |                               | +ABS, Ch 5235558-, G.Box:MG5T  | 17-0160 | 54 | 35 |      | 41    | 115  | 104  | 50   | 117  | 70   | 762  | s3  |    |   |  |
|                                       |   | 97-02   | L   |   |  |                               | +ABS, G.Box:MG5, 10-14Q        | 17-0086 | 54 | 28 |      | 41    | 98   | 89   | 38,7 | 112  | 70   | 756  | s3  |    |   |  |
|                                       |   | 97-02   | L   |   |  |                               | -ABS, G.Box:MG5, 10-14Q        | 17-0815 |    | 28 | 41   |       | 98   | 89   | 38,7 | 112  | 70   | 756  | s3  |    |   |  |
|                                       |   | 97-02   | R   |   |  |                               | +ABS, G.Box:ME5T               | 17-0085 | 54 | 28 |      | 37    | 98   | 89   | 38,7 | 112  | 369  | 1070 | s6  |    |   |  |
|                                       |   | 97-02   | R   |   |  |                               | +ABS, Ch -5235557, G.Box:MG5TQ | 17-0159 | 54 | 35 |      | 41    | 115  | 104  | 50   | 117  | 391  | 1084 | s6  |    |   |  |
|                                       | 97-02   | R   |     |   |  | +ABS, Ch 5235558-, G.Box:MG5T | 17-0161                        | 54      | 35 |    | 41   | 115   | 104  | 50   | 117  | 391  | 1084 | s6   |     |    |   |  |
|                                       | 97-02   | R   |     |   |  | +ABS, G.Box:MG5, 10-14Q       | 17-0087                        | 54      | 28 |    | 41   | 98    | 89   | 38,7 | 112  | 391  | 1077 | s6   |     |    |   |  |
| 97-02                                 | R   |   |     |   | -ABS, G.Box:MG5, 10-14Q  | 17-0816                       |                                | 28      | 41 |    | 98   | 89    | 38,7 | 112  | 391  | 1077 | s4   |      |     |    |   |  |
| 2.8 HDi, 4WD (93-94 kW) Eng. 8140.43S |    | 00-02   |     | ●   |  | +ABS                          | 13-0022                        |         |    |    | 24   | 95    | 150  |      |      |      |      |      |     |    |   |  |
|                                       |   | 00-02   |     | ●   |  | +ABS, Ch -5235557             | 13-0109                        |         |    |    | 33   | 111   | 93   |      |      |      |      |      |     |    |   |  |
|                                       |   | 00-02   |     | ●   |  | +ABS, Ch 5235558-             | 13-0502                        |         |    |    | 33   | 110   | 160  |      |      |      |      |      |     |    |   |  |
|                                       |    | 00-02   |     | ●   |  | +ABS                          | 15-1120                        | 54      | 28 | 39 | 62,9 | 100,4 | 60   |      |      |      |      |      | 4   | 2  |   |  |
|                                       |   | 00-02   |     | ●   |  | +ABS, Ch -5235557             | 15-1132                        | 54      | 35 | 45 | 70   | 115,3 | 63   |      |      |      |      |      |     | 11 | 2 |  |
|                                       |   | 00-02   |     | ●   |  | +ABS, Ch 5235558-             | 15-1236                        | 54      | 35 | 45 | 70   | 113,6 | 63   |      |      |      |      |      |     | 11 | 2 |  |
|                                       |  | 00-02   | L   |   |  |                               | +ABS, G.Box:ME5T               | 17-0084 | 54 | 28 |      | 37    | 98   | 89   | 38,7 | 112  | 68,5 | 770  | s3  |    |   |  |
|                                       |   | 00-02   | L   |   |  |                               | +ABS, Ch -5235557, G.Box:MG5TQ | 17-0158 | 54 | 35 |      | 41    | 115  | 104  | 50   | 117  | 70   | 762  | s3  |    |   |  |
|                                       |   | 00-02   | L   |   |  |                               | +ABS, Ch 5235558-, G.Box:MG5T  | 17-0160 | 54 | 35 |      | 41    | 115  | 104  | 50   | 117  | 70   | 762  | s3  |    |   |  |
|                                       |   | 00-02   | R   |   |  |                               | +ABS, G.Box:ME5T               | 17-0085 | 54 | 28 |      | 37    | 98   | 89   | 38,7 | 112  | 369  | 1070 | s6  |    |   |  |
|                                       |   | 00-02   | R   |   |  |                               | +ABS, Ch -5235557, G.Box:MG5TQ | 17-0159 | 54 | 35 |      | 41    | 115  | 104  | 50   | 117  | 391  | 1084 | s6  |    |   |  |
|                                       |   | 00-02   | R   |   |  |                               | +ABS, Ch 5235558-, G.Box:MG5T  | 17-0161 | 54 | 35 |      | 41    | 115  | 104  | 50   | 117  | 391  | 1084 | s6  |    |   |  |
| <b>Boxer II (244) '02-'06</b>         |   |  | L/R |  |  | NOTE                          | METELLI ref.                   | ABS     | A  | B  | C    | D     | E    | F    | H    | I    | L    | M    | Fig |    |   |  |
| 2.0 (81 kW) Eng. RFL(XU10J2U)         |  | 4/02-   |     | ●   |  | +ABS, 11-15Q                  | 13-0022                        |         |    |    | 24   | 95    | 150  |      |      |      |      |      |     |    |   |  |
|                                       |   | 4/02-   |     | ●   |  | +ABS, 18Q                     | 13-0502                        |         |    |    | 33   | 110   | 160  |      |      |      |      |      |     |    |   |  |
|                                       |  | 4/02-   |     | ●   |  | +ABS, 11-15Q                  | 15-1120                        | 54      | 28 | 39 | 62,9 | 100,4 | 60   |      |      |      |      |      | 4   | 2  |   |  |
|                                       |   | 4/02-   |     | ●   |  | +ABS, 18Q                     | 15-1236                        | 54      | 35 | 45 | 70   | 113,6 | 63   |      |      |      |      |      |     | 11 | 2 |  |










































| Boxer III '06-                            |    | L/R   |  |  | NOTE | METELLI ref.     | ABS     | A  | B  | C    | D      | E    | F  | H    | I  | L    | M   | Fig |  |
|---|---|-------|---|---|------|------------------|---------|----|----|------|--------|------|----|------|----|------|-----|-----|--|
| 3.0 HDi (115 kW) Eng. F1AE0481D           |    | 06-   |   | •   |      | 13-0489          |         |    |    | 30,5 | 104    | 125  |    |      |    |      |     |     |  |
|   |    | 06-   |   | •   |      | 15-1718          |         | 35 | 29 | 71,4 | 105,9  | 59   |    |      |    |      | 4   | 2   |  |
| <b>Expert I (222,223,224) '96-'06</b>     |    | L/R   |  |  | NOTE | METELLI ref.     | ABS     | A  | B  | C    | D      | E    | F  | H    | I  | L    | M   | Fig |  |
| 1.6 (58 kW) Eng. 220A2.000                |    | 96-   |   | •   | +ABS | 13-0170          |         |    |    | 25   | 86     | 96   |    |      |    |      |     |     |  |
|   |    | 96-   |   | •   | +ABS | 15-1222          | 48      | 27 | 34 | 58,6 | 89,9   | 49   |    |      |    |      | 11  | 2   |  |
|   |    | 96-   | L   |   |      | +ABS, G.Box:BE3  | 17-0140 | 48 | 27 |      | 24     | 90   | 81 | 33   | 82 | 62   | 647 | s3  |  |
|   |   | 96-   | L   |   |      | -ABS, G.Box:BE3  | 17-0138 |    | 27 |      | 24     | 90   | 81 | 33   | 82 | 62   | 647 | s3  |  |
|   |   | 96-   | R   |   |      | +ABS, G.Box:BE3  | 17-0141 | 48 | 27 |      | 24     | 90   | 81 | 33   | 82 | 350  | 936 | s4  |  |
|   |   | 96-   | R   |   |      | -ABS, G.Box:BE3  | 17-0139 |    | 27 |      | 24     | 90   | 81 | 33   | 82 | 350  | 936 | s4  |  |
| 1.9 D (48-51 kW) Eng. D9B/ C(XUD9/ AU/ Y) |    | 96-   |   | •   | +ABS | 13-0170          |         |    |    | 25   | 86     | 96   |    |      |    |      |     |     |  |
|   |    | 96-   |   | •   | +ABS | 15-1222          | 48      | 27 | 34 | 58,6 | 89,9   | 49   |    |      |    |      | 11  | 2   |  |
|   |    | 96-   | L   |   |      | +ABS, G.Box:BE3  | 17-0140 | 48 | 27 |      | 24     | 90   | 81 | 33   | 82 | 62   | 647 | s3  |  |
|   |   | 96-   | L   |   |      | -ABS, G.Box:BE3  | 17-0138 |    | 27 |      | 24     | 90   | 81 | 33   | 82 | 62   | 647 | s3  |  |
|   |   | 96-   | R   |   |      | +ABS, G.Box:BE3  | 17-0141 | 48 | 27 |      | 24     | 90   | 81 | 33   | 82 | 350  | 936 | s4  |  |
|   |   | 96-   | R   |   |      | -ABS, G.Box:BE3  | 17-0139 |    | 27 |      | 24     | 90   | 81 | 33   | 82 | 350  | 936 | s4  |  |
| 1.9 D (51 kW) Eng. WJZ(DW8)               |    | 98-   |   | •   | +ABS | 13-0170          |         |    |    | 25   | 86     | 96   |    |      |    |      |     |     |  |
|   |    | 98-   |   | •   | +ABS | 15-1222          | 48      | 27 | 34 | 58,6 | 89,9   | 49   |    |      |    |      | 11  | 2   |  |
|   |    | 98-   | L   |   |      | G.Box:BE3        | 17-0138 |    | 27 |      | 24     | 90   | 81 | 33   | 82 | 62   | 647 | s3  |  |
|   |   | 98-   | L   |   |      | +ABS, G.Box:BE3  | 17-0140 | 48 | 27 |      | 24     | 90   | 81 | 33   | 82 | 62   | 647 | s3  |  |
|   |   | 98-   | R   |   |      | G.Box:BE3        | 17-0139 |    | 27 |      | 24     | 90   | 81 | 33   | 82 | 350  | 936 | s4  |  |
|   |   | 98-   | R   |   |      | +ABS, G.Box:BE3  | 17-0141 | 48 | 27 |      | 24     | 90   | 81 | 33   | 82 | 350  | 936 | s4  |  |
| 1.9 TD (66-68 kW) Eng. DHX(XUD9TE)        |  | 96-   |   | •   | +ABS | 13-0172          |         |    |    | 28   | 95     | 85   |    |      |    |      |     |     |  |
|   |  | 96-   |   | •   | +ABS | 15-1224          | 48      | 27 | 39 | 59   | 100,45 | 49,5 |    |      |    |      | 11  | 2   |  |
|   |  | 96-   | L   |   |      | G.Box:ME5K       | 17-0142 |    | 27 |      | 37     | 100  | 89 | 38,7 | 82 | 68,5 | 642 | s3  |  |
|   |   | 96-   | L   |   |      | +ABS, G.Box:ME5K | 17-0144 | 48 | 27 |      | 37     | 100  | 89 | 38,7 | 82 | 68,5 | 641 | s3  |  |
|   |   | 96-   | R   |   |      | G.Box:ME5K       | 17-0143 |    | 27 |      | 37     | 100  | 89 | 38,7 | 82 | 369  | 942 | s4  |  |
|   |   | 96-   | R   |   |      | +ABS, G.Box:ME5K | 17-0145 | 48 | 27 |      | 37     | 100  | 89 | 38,7 | 82 | 369  | 942 | s4  |  |
| 2.0 16v (100 kW) Eng. RFN(EW10J4)         |  | 00-06 |   | •   | +ABS | 13-0170          |         |    |    | 25   | 86     | 96   |    |      |    |      |     |     |  |
|   |  | 00-06 |   | •   | +ABS | 15-1222          | 48      | 27 | 34 | 58,6 | 89,9   | 49   |    |      |    |      | 11  | 2   |  |
| 2.0 HDi (69 kW) Eng. RHX(DW10BTED)        |  | 00-   |   | •   | +ABS | 13-0375          |         |    |    | 22   | 82     | 126  |    |      |    |      |     |     |  |
|   |  | 00-   |   | •   | +ABS | 15-1546          | 48      | 27 | 39 | 58   | 100,3  | 50   |    |      |    |      | 11  | 2   |  |













| <b>Expert I (222,223,224) '96-'06</b>            |   |  | L/R |  |  | NOTE | METELLI ref. | ABS     | A  | B  | C    | D     | E    | F   | H    | I   | L    | M    | Fig |  |
|--|---|---|-----|---|--|------|--------------|---------|----|----|------|-------|------|-----|------|-----|------|------|-----|--|
| 2.0 HDi, 16v (80 kW) Eng. RHW/<br>RHZ(DW10ATED4) |    | 00-06   |     | •   |  | +ABS | 13-0375      |         |    |    | 22   | 82    | 126  |     |      |     |      |      |     |  |
|  |    | 00-06   |     | •   |  | +ABS | 15-1546      | 48      | 27 | 39 | 58   | 100,3 | 50   |     |      |     |      | 11   | 2   |  |
|  |    | 00-06   | L   |   |  |      | +ABS, M/T    | 17-0144 | 48 | 27 |      | 37    | 100  | 89  | 38,7 | 82  | 68,5 | 641  | s3  |  |
|  |   | 00-06   | R   |   |  |      | +ABS, M/T    | 17-0145 | 48 | 27 |      | 37    | 100  | 89  | 38,7 | 82  | 369  | 942  | s4  |  |
| <b>Expert II Tepee (VF3V) '07-</b>               |   |  | L/R |  |  | NOTE | METELLI ref. | ABS     | A  | B  | C    | D     | E    | F   | H    | I   | L    | M    | Fig |  |
| 2.0 HDi (88 kW) Eng. RHK(DW10UTED4)              |    | 07-   |     | •   |  |      | 13-0419      |         |    |    | 25   | 90    | 107  |     |      |     |      |      |     |  |
|  |    | 07-   |     | •   |  |      | 15-1636      |         | 28 | 39 | 58,4 | 95    | 53,7 |     |      |     |      | 11a  | 2   |  |
| 2.0 HDi 16v (100 kW) Eng. RHR(DW10BTED4)         |    | 07-   |     | •   |  |      | 13-0419      |         |    |    | 25   | 90    | 107  |     |      |     |      |      |     |  |
|  |    | 07-   |     | •   |  |      | 15-1636      |         | 28 | 39 | 58,4 | 95    | 53,7 |     |      |     |      | 11a  | 2   |  |
| <b>J5 (280/290) '81-</b>                         |   |  | L/R |  |  | NOTE | METELLI ref. | ABS     | A  | B  | C    | D     | E    | F   | H    | I   | L    | M    | Fig |  |
| 1.8 (51 kW) Eng. 169B(XM7T)                      |    | 83-88   |     | •   |  |      | 13-0022      |         |    |    | 24   | 95    | 150  |     |      |     |      |      |     |  |
|  |    | 83-88   |     | •   |  |      | 15-1020      |         | 28 | 27 | 62,9 | 100   | 60   |     |      |     |      | 4    | 2   |  |
|  |    | 83-88   | L   |   |  |      |              | 17-0082 |    | 28 |      | 25    | 98   | 100 | 50   | 112 | 69   | 693  | s5  |  |
|  |   | 83-88   | R   |   |  |      |              | 17-0129 |    | 28 |      | 25    | 98   | 100 | 50   | 112 | 387  | 1070 | s6  |  |
| 1.9 D (51 kW) Eng. D9B(XUD9/ A/ Y)               |    | 90-   | L   |   |  |      | 17-0082      |         | 28 |    | 25   | 98    | 100  | 50  | 112  | 69  | 693  | s5   |     |  |
|  |   | 90-   | R   |   |  |      | 17-0083      |         | 28 |    |      | 98    |      | 50  | 112  |     | 1064 | s5   |     |  |
| 2.0 (55 kW) Eng. 170B/ XN1T                      |    | 81-90   |     | •   |  |      | 13-0022      |         |    |    | 24   | 95    | 150  |     |      |     |      |      |     |  |
|  |    | 81-90   |     | •   |  |      | 15-1020      |         | 28 | 27 | 62,9 | 100   | 60   |     |      |     |      | 4    | 2   |  |
|  |   | 81-90   | L   |   |  |      |              | 17-0082 |    | 28 |      | 25    | 98   | 100 | 50   | 112 | 69   | 693  | s5  |  |
|  |   | 81-90   | R   |   |  |      |              | 17-0129 |    | 28 |      | 25    | 98   | 100 | 50   | 112 | 387  | 1070 | s6  |  |
| 2.0 (58 kW) Eng. 170A/ B(XN1P/ T)                |  | 83-90   |     | •   |  |      | 13-0022      |         |    |    | 24   | 95    | 150  |     |      |     |      |      |     |  |
|  |  | 83-90   |     | •   |  |      | 15-1020      |         | 28 | 27 | 62,9 | 100   | 60   |     |      |     |      | 4    | 2   |  |
|  |  | 83-90   | L   |   |  |      |              | 17-0082 |    | 28 |      | 25    | 98   | 100 | 50   | 112 | 69   | 693  | s5  |  |
|  |   | 83-90   | R   |   |  |      |              | 17-0129 |    | 28 |      | 25    | 98   | 100 | 50   | 112 | 387  | 1070 | s6  |  |
| 2.0 (62 kW) Eng. 170D(XN1TACP)                   |  | 90-   |     | •   |  |      | 13-0022      |         |    |    | 24   | 95    | 150  |     |      |     |      |      |     |  |
|  |  | 90-   |     | •   |  |      | 15-1020      |         | 28 | 27 | 62,9 | 100   | 60   |     |      |     |      | 4    | 2   |  |
|  |  | 90-   | L   |   |  |      |              | 17-0082 |    | 28 |      | 25    | 98   | 100 | 50   | 112 | 69   | 693  | s5  |  |
|  |   | 90-   | R   |   |  |      |              | 17-0129 |    | 28 |      | 25    | 98   | 100 | 50   | 112 | 387  | 1070 | s6  |  |

| <b>J5 (280/290) '81-</b>                              |   |  | L/R |  |  | NOTE           | METELLI ref.         | ABS            | A  | B  | C    | D    | E    | F   | H  | I    | L   | M    | Fig |   |  |
|---|---|---|-----|---|--|----------------|----------------------|----------------|----|----|------|------|------|-----|----|------|-----|------|-----|---|--|
| 2.5 D, 4WD (54-55-70 kW) Eng. CRD93(U25-661/651/ 673) |    | 81-   |     | ●   |  |                | <b>13-0022</b>       |                |    |    | 24   | 95   | 150  |     |    |      |     |      |     |   |  |
|   |    | 81-   |     | ●   |  |                | <b>15-1020</b>       |                | 28 | 27 | 62,9 | 100  | 60   |     |    |      |     |      | 4   | 2 |  |
|   |    | 81-   | L   |   |  |                |                      | <b>17-0082</b> |    | 28 |      | 25   | 98   | 100 | 50 | 112  | 69  | 693  | s5  |   |  |
|   |   | 81-   | R   |   |  |                |                      | <b>17-0129</b> |    | 28 |      | 25   | 98   | 100 | 50 | 112  | 387 | 1070 | s6  |   |  |
| 2.5 TD, 4WD (55-70 kW) Eng. CRD93LS(U25-673)          |    | 90-   |     | ●   |  |                | <b>13-0022</b>       |                |    |    | 24   | 95   | 150  |     |    |      |     |      |     |   |  |
|   |    | 90-   |     | ●   |  |                | <b>15-1020</b>       |                | 28 | 27 | 62,9 | 100  | 60   |     |    |      |     |      | 4   | 2 |  |
|   |    | 90-   | L   |   |  |                |                      | <b>17-0082</b> |    | 28 |      | 25   | 98   | 100 | 50 | 112  | 69  | 693  | s5  |   |  |
|   |   | 90-   | R   |   |  |                |                      | <b>17-0129</b> |    | 28 |      | 25   | 98   | 100 | 50 | 112  | 387 | 1070 | s6  |   |  |
| <b>Partner/Ranch I (5F) '96-'08</b>                   |   |  | L/R |  |  | NOTE           | METELLI ref.         | ABS            | A  | B  | C    | D    | E    | F   | H  | I    | L   | M    | Fig |   |  |
| 1.1 (44 kW) Eng. HDZ(TU1M)/ HFX(TU1JP)                |    | 7/96-   | L   |   |  | +ABS, G.Box:MA | <b>17-0134</b>       | 29             | 25 |    | 22   | 84   | 75   |     | 79 | 58   | 592 | s5   |     |   |  |
|   |   | 7/96-   | L   |   |  | -ABS, G.Box:MA | <b>17-0132</b>       |                | 25 |    | 22   | 86,5 | 71,5 | 30  | 79 | 58,5 | 594 | s5   |     |   |  |
|   |   | 7/96-   | R   |   |  | +ABS, G.Box:MA | <b>17-0135</b>       | 29             | 25 |    | 22   | 84   | 75   |     | 79 | 333  | 865 | s6   |     |   |  |
|   |   | 7/96-   | R   |   |  | -ABS, G.Box:MA | <b>17-0133</b>       |                | 25 |    | 22   | 86,5 | 71,5 |     | 79 | 333  | 865 | s6   |     |   |  |
| 1.4, Bifuel (55 kW) Eng. KFW/ KFX(TU3JP)              |    | 7/96-   | L   |   |  | -ABS, G.Box:MA | <b>17-0132</b>       |                | 25 |    | 22   | 86,5 | 71,5 | 30  | 79 | 58,5 | 594 | s5   |     |   |  |
|   |   | 7/96-   | R   |   |  | -ABS, G.Box:MA | <b>17-0133</b>       |                | 25 |    | 22   | 86,5 | 71,5 |     | 79 | 333  | 865 | s6   |     |   |  |
| 1.6 16v (80 kW) Eng. NFU(TU5JP4)                      |    | 01-   |     | ●   |  | +ABS           | <b>13-0509</b>       |                |    |    | 34,9 | 84   | 119  |     |    |      |     |      |     |   |  |
|   |   | 01-   |     | ●   |  | +ABS           | <b>15-1558</b>       | 29             | 25 | 34 | 58,5 | 86   | 46,5 |     |    |      |     |      | 11a | 2 |  |
|   |    | 01-08   | L   |   |  |                | +ABS, M/T, G.Box:BE4 | <b>17-0805</b> | 48 | 25 | 24   |      | 88   |     |    | 79   | 62  | 584  | s3  |   |  |
|   |   | 01-08   | R   |   |  |                | +ABS, M/T, G.Box:BE4 | <b>17-0806</b> | 48 | 25 | 24   |      | 88   |     |    | 79   | 350 | 875  | s4  |   |  |
| 1.6 HDi (55 kW) Eng. 9HW(DV6B)                        |   | 06-   |     | ●   |  | +ABS           | <b>13-0504</b>       |                |    |    | 34,9 | 84   | 119  |     |    |      |     |      |     |   |  |
|   |   | 06-   |     | ●   |  | +ABS           | <b>15-1585</b>       | 48             | 25 | 34 | 58,5 | 86   | 46,5 |     |    |      |     |      | 11a | 2 |  |
|   |  | 06-08   | L   |   |  |                | +ABS, M/T, G.Box:BE4 | <b>17-0805</b> | 48 | 25 | 24   |      | 88   |     |    | 79   | 62  | 584  | s3  |   |  |
|   |   | 06-08   | R   |   |  |                | +ABS, M/T, G.Box:BE4 | <b>17-0806</b> | 48 | 25 | 24   |      | 88   |     |    | 79   | 350 | 875  | s4  |   |  |
| 1.6 HDi 16v (66 kW) Eng. 9HX(DV6ATED4)                |  | 06-   |     | ●   |  | +ABS           | <b>13-0504</b>       |                |    |    | 34,9 | 84   | 119  |     |    |      |     |      |     |   |  |
|   |   | 06-   |     | ●   |  | +ABS           | <b>15-1585</b>       | 48             | 25 | 34 | 58,5 | 86   | 46,5 |     |    |      |     |      | 11a | 2 |  |
|   |  | 06-08   | L   |   |  |                | +ABS, M/T, G.Box:BE4 | <b>17-0805</b> | 48 | 25 | 24   |      | 88   |     |    | 79   | 62  | 584  | s3  |   |  |
|   |   | 06-08   | R   |   |  |                | +ABS, M/T, G.Box:BE4 | <b>17-0806</b> | 48 | 25 | 24   |      | 88   |     |    | 79   | 350 | 875  | s4  |   |  |





























| Partner/Ranch I (5F) '96-'08             |    | L/R   |  |  | NOTE            | METELLI ref.         | ABS     | A  | B  | C    | D     | E    | F  | H  | I  | L   | M   | Fig |   |  |
|--|---|-------|---|---|-----------------|----------------------|---------|----|----|------|-------|------|----|----|----|-----|-----|-----|---|--|
| 1.8 (66 kW) Eng. LFX(XU7JB)              |    | 97-   |   | ●   | +ABS, G.Box:BE3 | 13-0203              |         |    |    | 28   | 74    | 115  |    |    |    |     |     |     |   |  |
|  |    | 97-   |   | ●   | +ABS, G.Box:BE3 | 15-1302              | 29      | 25 | 34 | 59   | 87    | 46   |    |    |    |     |     | 11a | 2 |  |
|  |    | 97-   | L   |   |                 | +ABS, G.Box:BE3      | 17-0136 | 29 | 25 |      |       | 88   |    |    | 80 | 70  | 593 | s5  |   |  |
|  |   | 97-   | L   |   |                 | -ABS, G.Box:BE3      | 17-0078 |    | 25 |      | 24    | 90   | 79 |    | 80 | 70  | 585 | s16 |   |  |
|  |   | 97-   | R   |   |                 | +ABS, G.Box:BE3      | 17-0137 | 29 | 25 |      | 24    | 88   | 81 | 33 | 80 | 350 | 867 | s6  |   |  |
|  |   | 97-   | R   |   |                 | -ABS, G.Box:BE3      | 17-0079 |    | 25 |      | 24    | 90   | 81 | 33 | 80 | 350 | 867 | s6  |   |  |
| 1.8 D (43 kW) Eng. A9A(XUD7)             |    | 96-   |   | ●   | +ABS            | 13-0509              |         |    |    | 34,9 | 84    | 119  |    |    |    |     |     |     |   |  |
|  |    | 96-   |   | ●   | +ABS            | 15-1558              | 29      | 25 | 34 | 58,5 | 86    | 46,5 |    |    |    |     |     | 11a | 2 |  |
|  |    | 7/96- | L   |   |                 | +ABS, G.Box:BE3      | 17-0136 | 29 | 25 |      |       | 88   |    |    | 80 | 70  | 593 | s5  |   |  |
|  |   | 7/96- | L   |   |                 | -ABS, G.Box:BE3      | 17-0078 |    | 25 |      | 24    | 90   | 79 |    | 80 | 70  | 585 | s16 |   |  |
|  |   | 7/96- | R   |   |                 | +ABS, G.Box:BE3      | 17-0137 | 29 | 25 |      | 24    | 88   | 81 | 33 | 80 | 350 | 867 | s6  |   |  |
|  |   | 7/96- | R   |   |                 | -ABS, G.Box:BE3      | 17-0079 |    | 25 |      | 24    | 90   | 81 | 33 | 80 | 350 | 867 | s6  |   |  |
| 1.9 D (50 kW) Eng. DJY(XUD9A/ DW8/ B)    |    | 96-   |   | ●   | +ABS, G.Box:BE3 | 13-0203              |         |    |    | 28   | 74    | 115  |    |    |    |     |     |     |   |  |
|  |    | 96-   |   | ●   | +ABS, G.Box:BE3 | 15-1302              | 29      | 25 | 34 | 59   | 87    | 46   |    |    |    |     |     | 11a | 2 |  |
|  |    | 7/96- | L   |   |                 | +ABS, G.Box:BE3      | 17-0136 | 29 | 25 |      |       | 88   |    |    | 80 | 70  | 593 | s5  |   |  |
|  |   | 7/96- | R   |   |                 | +ABS, G.Box:BE3      | 17-0137 | 29 | 25 |      | 24    | 88   | 81 | 33 | 80 | 350 | 867 | s6  |   |  |
|  |   | 96-   | L   |   |                 | -ABS, G.Box:BE3      | 17-0078 |    | 25 |      | 24    | 90   | 79 |    | 80 | 70  | 585 | s16 |   |  |
|  |   | 96-   | R   |   |                 | -ABS, G.Box:BE3      | 17-0079 |    | 25 |      | 24    | 90   | 81 | 33 | 80 | 350 | 867 | s6  |   |  |
| 1.9 D, 4WD (51 kW) Eng. WJZ/ WJY(DW8/ B) |    | 98-   |   | ●   | +ABS            | 13-0509              |         |    |    | 34,9 | 84    | 119  |    |    |    |     |     |     |   |  |
|  |    | 98-   |   | ●   | +ABS            | 15-1558              | 29      | 25 | 34 | 58,5 | 86    | 46,5 |    |    |    |     |     | 11a | 2 |  |
|  |  | 98-   | L   |   |                 | +ABS, G.Box:BE3      | 17-0136 | 29 | 25 |      |       | 88   |    |    | 80 | 70  | 593 | s5  |   |  |
|  |   | 98-   | L   |   |                 | -ABS, G.Box:BE3      | 17-0078 |    | 25 |      | 24    | 90   | 79 |    | 80 | 70  | 585 | s16 |   |  |
|  |   | 98-   | R   |   |                 | +ABS, G.Box:BE3      | 17-0137 | 29 | 25 |      | 24    | 88   | 81 | 33 | 80 | 350 | 867 | s6  |   |  |
|  |   | 98-   | R   |   |                 | -ABS, G.Box:BE3      | 17-0079 |    | 25 |      | 24    | 90   | 81 | 33 | 80 | 350 | 867 | s6  |   |  |
| 2.0 HDi, 4WD (66 kW) Eng. RHY(DW10TD)    |  | 00-08 |   | ●   | +ABS            | 13-0308              |         |    |    | 31   | 75    | 115  |    |    |    |     |     |     |   |  |
|  |  | 00-08 |   | ●   | +ABS            | 15-1446              | 29      | 25 | 34 | 58,5 | 87,75 | 46   |    |    |    |     |     | 11a | 2 |  |
|  |  | 00-08 | L   |   |                 | +ABS, M/T, G.Box:BE3 | 17-0641 | 29 | 25 |      |       | 90   |    |    | 80 |     | 587 |     |   |  |
|  |   | 00-08 | L   |   |                 | +ABS, M/T, G.Box:BE4 | 17-0805 | 48 | 25 | 24   |       | 88   |    |    | 79 | 62  | 584 | s3  |   |  |
|  |   | 00-08 | L   |   |                 | -ABS, M/T, G.Box:BE3 | 17-0639 |    | 25 |      |       | 90   |    |    | 80 |     | 589 |     |   |  |
|  |   | 00-08 | R   |   |                 | +ABS, M/T, G.Box:BE3 | 17-0642 | 29 | 25 |      |       | 90   |    |    | 80 |     | 874 |     |   |  |
|  |   | 00-08 | R   |   |                 | +ABS, M/T, G.Box:BE4 | 17-0806 | 48 | 25 | 24   |       | 88   |    |    | 79 | 350 | 875 | s4  |   |  |
|  |   | 00-08 | R   |   |                 | -ABS, M/T, G.Box:BE3 | 17-0640 |    | 25 |      |       | 90   |    |    | 80 |     | 876 |     |   |  |

| <b>Partner/Ranch II, Tepee '08-</b> |  |  | L/R |  |  | NOTE           | METELLI ref.   | ABS | A  | B  | C    | D  | E    | F | H | I | L | M | Fig |   |
|-------------------------------------|--|---|-----|---|--|----------------|----------------|-----|----|----|------|----|------|---|---|---|---|---|-----|---|
| 1.6 (66 kW) Eng. NFR(TU5JP)         |   | 08-   |     | •   |  | G.Box:BE4R/ MC | <b>13-0511</b> |     |    |    | 34,9 | 84 | 119  |   |   |   |   |   |     |   |
|                                     |   | 08-   |     | •   |  | G.Box:BE4R/ MC | <b>15-1675</b> |     | 25 | 34 | 58,5 | 86 | 46,5 |   |   |   |   |   | 11a | 2 |
| 1.6 (72 kW) Eng. EP6CDTR            |   | 10-   |     | •   |  |                | <b>13-0511</b> |     |    |    | 34,9 | 84 | 119  |   |   |   |   |   |     |   |
|                                     |   | 10-   |     | •   |  |                | <b>15-1675</b> |     | 25 | 34 | 58,5 | 86 | 46,5 |   |   |   |   |   | 11a | 2 |
| 1.6 (80 kW) Eng. NFU(TU5JP4)        |   | 08-   |     | •   |  | G.Box:BE4R/ MC | <b>13-0511</b> |     |    |    | 34,9 | 84 | 119  |   |   |   |   |   |     |   |
|                                     |   | 08-   |     | •   |  | G.Box:BE4R/ MC | <b>15-1675</b> |     | 25 | 34 | 58,5 | 86 | 46,5 |   |   |   |   |   | 11a | 2 |
| 1.6 16v (88 kW) Eng. 5FS(EP6C)      |   | 10-   |     | •   |  |                | <b>13-0511</b> |     |    |    | 34,9 | 84 | 119  |   |   |   |   |   |     |   |
|                                     |   | 10-   |     | •   |  |                | <b>15-1675</b> |     | 25 | 34 | 58,5 | 86 | 46,5 |   |   |   |   |   | 11a | 2 |
| 1.6 HDi (55 kW) Eng. 9HT(DV6BTED4)  |   | 08-   |     | •   |  | G.Box:BE4R/ MC | <b>13-0511</b> |     |    |    | 34,9 | 84 | 119  |   |   |   |   |   |     |   |
|                                     |   | 08-   |     | •   |  | G.Box:BE4R/ MC | <b>15-1675</b> |     | 25 | 34 | 58,5 | 86 | 46,5 |   |   |   |   |   | 11a | 2 |
| 1.6 HDi (66 kW) Eng. 9HX(DV6ATED4)  |   | 08-   |     | •   |  | G.Box:BE4R/ MC | <b>13-0511</b> |     |    |    | 34,9 | 84 | 119  |   |   |   |   |   |     |   |
|                                     |   | 08-   |     | •   |  | G.Box:BE4R/ MC | <b>15-1675</b> |     | 25 | 34 | 58,5 | 86 | 46,5 |   |   |   |   |   | 11a | 2 |
| 1.6 HDi (68 kW)                     |   | 10-   |     | •   |  | M/T            | <b>13-0511</b> |     |    |    | 34,9 | 84 | 119  |   |   |   |   |   |     |   |
|                                     |   | 10-   |     | •   |  | M/T            | <b>15-1675</b> |     | 25 | 34 | 58,5 | 86 | 46,5 |   |   |   |   |   | 11a | 2 |
| 1.6 HDi (80 kW) Eng. 9HZ(DV6TED4)   |   | 08-   |     | •   |  | G.Box:BE4R/ MC | <b>13-0511</b> |     |    |    | 34,9 | 84 | 119  |   |   |   |   |   |     |   |
|                                     |   | 08-   |     | •   |  | G.Box:BE4R/ MC | <b>15-1675</b> |     | 25 | 34 | 58,5 | 86 | 46,5 |   |   |   |   |   | 11a | 2 |
| 1.6 HDi (82 kW)                     |   | 10-   |     | •   |  |                | <b>13-0511</b> |     |    |    | 34,9 | 84 | 119  |   |   |   |   |   |     |   |
|                                     |  | 10-   |     | •   |  |                | <b>15-1675</b> |     | 25 | 34 | 58,5 | 86 | 46,5 |   |   |   |   |   | 11a | 2 |













## PLYMOUTH

| <b>Acclaim</b>   |   |  | L/R |  |  | NOTE       | METELLI ref.   | ABS | A  | B  | C  | D  | E  | F | H | I | L | M | Fig |   |
|------------------|---|---|-----|---|--|------------|----------------|-----|----|----|----|----|----|---|---|---|---|---|-----|---|
| All models       |  | 1/89-12/91  |     | •   |  | A/T        | <b>13-0247</b> |     |    |    | 22 | 83 | 79 |   |   |   |   |   |     |   |
|                  |  | 1/89-12/90  |     | •   |  | Design:GKN | <b>15-1356</b> |     | 26 | 32 | 54 | 90 | 53 |   |   |   |   |   | 4   | 2 |
|                  |   | 1/91-12/91  |     | •   |  | A/T        | <b>15-1356</b> |     | 26 | 32 | 54 | 90 | 53 |   |   |   |   |   | 4   | 2 |
| <b>Caravelle</b> |   |  | L/R |  |  | NOTE       | METELLI ref.   | ABS | A  | B  | C  | D  | E  | F | H | I | L | M | Fig |   |
| All models       |  | 1/87-12/88  |     | •   |  | Design:GKN | <b>13-0247</b> |     |    |    | 22 | 83 | 79 |   |   |   |   |   |     |   |
|                  |  | 1/87-12/88  |     | •   |  | Design:GKN | <b>15-1356</b> |     | 26 | 32 | 54 | 90 | 53 |   |   |   |   |   | 4   | 2 |
|                  |   | 1/88-12/88  |     | •   |  | Design:GKN | <b>15-1356</b> |     | 26 | 32 | 54 | 90 | 53 |   |   |   |   |   | 4   | 2 |



| <b>Bonneville</b>    |  |  | L/R |  |  | NOTE | METELLI ref.   | ABS | A  | B  | C    | D  | E   | F | H | I | L | M  | Fig |
|----------------------|--|---|-----|---|--|------|----------------|-----|----|----|------|----|-----|---|---|---|---|----|-----|
| All models           |   | 87-91   |     | •   |  |      | <b>15-1235</b> |     | 27 | 32 | 61,5 | 93 | 65  |   |   |   |   | 5  | 3   |
| <b>Firefly I</b>     |  |  | L/R |  |  | NOTE | METELLI ref.   | ABS | A  | B  | C    | D  | E   | F | H | I | L | M  | Fig |
| All models           |   | 85-88   |     | •   | Canada   |      | <b>13-0059</b> |     |    |    | 18   | 63 | 82  |   |   |   |   |    |     |
|                      |   | 85-88   |     | •   | Canada   |      | <b>15-1068</b> |     | 23 | 19 | 44   | 72 | 65  |   |   |   |   | 5  | 1   |
| <b>Firefly II</b>    |  |  | L/R |  |  | NOTE | METELLI ref.   | ABS | A  | B  | C    | D  | E   | F | H | I | L | M  | Fig |
| All models           |   | 85-88   |     | •   | Canada   |      | <b>13-0059</b> |     |    |    | 18   | 63 | 82  |   |   |   |   |    |     |
|                      |   | 85-88   |     | •   | Canada   |      | <b>15-1068</b> |     | 23 | 19 | 44   | 72 | 65  |   |   |   |   | 5  | 1   |
| <b>Lemans</b>        |  |  | L/R |  |  | NOTE | METELLI ref.   | ABS | A  | B  | C    | D  | E   | F | H | I | L | M  | Fig |
| 1.6                  |   | 1/88-12/88  |     | •   |  |      | <b>13-0008</b> |     |    |    | 19   | 75 | 82  |   |   |   |   |    |     |
|                      |  | 89-93   |     | •   |  |      | <b>13-0176</b> |     |    |    | 23   | 78 | 110 |   |   |   |   |    |     |
|                      |   | 1/88-12/88  |     | •   |  |      | <b>15-1007</b> |     | 22 | 22 | 52   | 81 | 57  |   |   |   |   | 11 | 3   |
|                      |  | 89-93   |     | •   |  |      | <b>15-1234</b> |     | 22 | 29 | 52   | 84 | 58  |   |   |   |   | 11 | 3   |
| <b>Optima L '88-</b> |  |  | L/R |  |  | NOTE | METELLI ref.   | ABS | A  | B  | C    | D  | E   | F | H | I | L | M  | Fig |
| 1.6                  |   | 1/88-12/88  |     | •   | Canada   |      | <b>13-0008</b> |     |    |    | 19   | 75 | 82  |   |   |   |   |    |     |
|                      |   | 1/88-12/88  |     | •   | Canada   |      | <b>15-1007</b> |     | 22 | 22 | 52   | 81 | 57  |   |   |   |   | 11 | 3   |
| <b>Trans Sport I</b> |  |  | L/R |  |  | NOTE | METELLI ref.   | ABS | A  | B  | C    | D  | E   | F | H | I | L | M  | Fig |
| All models           |  | 90-91   |     | •   |  |      | <b>15-1235</b> |     | 27 | 32 | 61,5 | 93 | 65  |   |   |   |   | 5  | 3   |

## PROTON

| <b>Iswara '87-'90</b>          |   |  | L/R |  |  | NOTE | METELLI ref.   | ABS | A  | B  | C  | D  | E  | F | H | I | L | M | Fig |
|--------------------------------|---|---|-----|---|--|------|----------------|-----|----|----|----|----|----|---|---|---|---|---|-----|
| 1.3                            |  | 87-90   |     | •   |  |      | <b>13-0025</b> |     |    |    | 21 | 73 | 91 |   |   |   |   |   |     |
|                                |  | 87-90   |     | •   |  |      | <b>15-1026</b> |     | 25 | 22 | 50 | 82 | 63 |   |   |   |   | 5 | 1   |
| 1.5                            |  | 87-90   |     | •   |  |      | <b>13-0025</b> |     |    |    | 21 | 73 | 91 |   |   |   |   |   |     |
|                                |  | 87-90   |     | •   |  |      | <b>15-1026</b> |     | 25 | 22 | 50 | 82 | 63 |   |   |   |   | 5 | 1   |
| <b>Persona 400 '94-</b>        |   |  | L/R |  |  | NOTE | METELLI ref.   | ABS | A  | B  | C  | D  | E  | F | H | I | L | M | Fig |
| 415 GLi/GLSi (66 kW) Eng. 4G15 |  | 1/94-   |     | •   |  |      | <b>15-1215</b> |     | 25 | 30 | 54 | 82 | 63 |   |   |   |   | 5 | 1   |
| 416 GLXi (83 kW) Eng. 4G92     |  | 1/94-   |     | •   |  |      | <b>15-1215</b> |     | 25 | 30 | 54 | 82 | 63 |   |   |   |   | 5 | 1   |



















## PROTON

521
















| <b>Predana '92-</b>    |  |       | L/R |   |  | NOTE | METELLI ref.   | ABS | A  | B  | C  | D    | E    | F | H | I | L | M | Fig |
|------------------------|--|-------|-----|---|--|------|----------------|-----|----|----|----|------|------|---|---|---|---|---|-----|
| All models             |  | 1/92- |     | • |  |      | <b>13-0233</b> |     |    |    | 21 | 85   | 103  |   |   |   |   |   |     |
|                        |  | 1/92- |     | • |  |      | <b>15-1332</b> |     | 25 | 24 | 54 | 85,7 | 60,9 |   |   |   |   | 5 | 1   |
| <b>Saga</b>            |  |       | L/R |   |  | NOTE | METELLI ref.   | ABS | A  | B  | C  | D    | E    | F | H | I | L | M | Fig |
| All models             |  | 83-87 |     | • |  |      | <b>13-0025</b> |     |    |    | 21 | 73   | 91   |   |   |   |   |   |     |
|                        |  | 87-90 |     | • |  |      | <b>13-0045</b> |     |    |    | 21 | 73   | 91   |   |   |   |   |   |     |
|                        |  | 83-87 |     | • |  |      | <b>15-1026</b> |     | 25 | 22 | 50 | 82   | 63   |   |   |   |   | 5 | 1   |
|                        |  | 87-90 |     | • |  |      | <b>15-1047</b> |     | 25 | 22 | 50 | 82   | 63   |   |   |   |   | 5 | 2   |
| <b>Wira '00-</b>       |  |       | L/R |   |  | NOTE | METELLI ref.   | ABS | A  | B  | C  | D    | E    | F | H | I | L | M | Fig |
| 1.3 (55 kW) Eng. 4G13  |  | 00-   |     | • |  |      | <b>15-1215</b> |     | 25 | 30 | 54 | 82   | 63   |   |   |   |   | 5 | 1   |
|                        |  | 00-   |     | • |  | +ABS | <b>15-1322</b> | 43  | 25 | 30 | 54 | 82   | 60,9 |   |   |   |   | 5 | 1   |
| 1.5 (64 kW) Eng. 4G15M |  | 00-   |     | • |  |      | <b>15-1215</b> |     | 25 | 30 | 54 | 82   | 63   |   |   |   |   | 5 | 1   |
|                        |  | 00-   |     | • |  | +ABS | <b>15-1322</b> | 43  | 25 | 30 | 54 | 82   | 60,9 |   |   |   |   | 5 | 1   |














## RENAULT












| <b>Clio I (B/C57, 5/357) '90-'98</b>                                      |  |            | L/R |  |  | NOTE        | METELLI ref.   | ABS | A  | B | C  | D    | E    | F  | H  | I | L   | M  | Fig |
|---|--|------------|-----|--|--|-------------|----------------|-----|----|---|----|------|------|----|----|---|-----|----|-----|
| 1.1 (B/C571) (25-33-35 kW) Eng. C1E700                                    |  | 91-        | L   |  |  | G.Box:JB0/1 | <b>17-0033</b> |     | 21 |   |    | 86   |      | 30 | 80 |   | 610 | s7 |     |
|   |  | 91-        | L   |  |  | G.Box:JB4/5 | <b>17-0029</b> |     | 21 |   |    | 76,5 |      | 30 | 84 |   | 623 | s7 |     |
|   |  | 91-        | R   |  |  | G.Box:JB0/1 | <b>17-0034</b> |     | 21 |   | 23 | 86,5 | 81,5 | 30 | 84 |   | 703 | s8 |     |
|   |  | 91-        | R   |  |  | G.Box:JB4/5 | <b>17-0030</b> |     | 21 |   | 23 | 76,5 | 81,5 | 30 | 84 |   | 694 | s8 |     |
| 1.2 (5/357Y, 5/357K) (40-43 kW) Eng. D7F730                               |  | 96-        | L   |  |  | G.Box:JB0/1 | <b>17-0033</b> |     | 21 |   |    | 86   |      | 30 | 80 |   | 610 | s7 |     |
|   |  | 96-        | L   |  |  | G.Box:JB4/5 | <b>17-0029</b> |     | 21 |   |    | 76,5 |      | 30 | 84 |   | 623 | s7 |     |
|   |  | 96-        | R   |  |  | G.Box:JB0/1 | <b>17-0034</b> |     | 21 |   | 23 | 86,5 | 81,5 | 30 | 84 |   | 703 | s8 |     |
|   |  | 96-        | R   |  |  | G.Box:JB4/5 | <b>17-0030</b> |     | 21 |   | 23 | 76,5 | 81,5 | 30 | 84 |   | 694 | s8 |     |
| 1.2 (B/C/S577) (40 kW) Eng. C3G720  |  | 1/96-12/96 | L   |  |  | G.Box:JB0/1 | <b>17-0033</b> |     | 21 |   |    | 86   |      | 30 | 80 |   | 610 | s7 |     |
|   |  | 1/96-12/96 | L   |  |  | G.Box:JB4/5 | <b>17-0029</b> |     | 21 |   |    | 76,5 |      | 30 | 84 |   | 623 | s7 |     |
|   |  | 1/96-12/96 | R   |  |  | G.Box:JB0/1 | <b>17-0034</b> |     | 21 |   | 23 | 86,5 | 81,5 | 30 | 84 |   | 703 | s8 |     |
|   |  | 1/96-12/96 | R   |  |  | G.Box:JB4/5 | <b>17-0030</b> |     | 21 |   | 23 | 76,5 | 81,5 | 30 | 84 |   | 694 | s8 |     |
| 1.2 (B/C/S57A/R/S, 5/357F/L/R) (40-43 kW) Eng. E7F700/ 750/ 708/ 706/ C3G |  | 5/90-      | L   |  |  | G.Box:JB0/1 | <b>17-0033</b> |     | 21 |   |    | 86   |      | 30 | 80 |   | 610 | s7 |     |
|   |  | 5/90-      | L   |  |  | G.Box:JB4/5 | <b>17-0029</b> |     | 21 |   |    | 76,5 |      | 30 | 84 |   | 623 | s7 |     |
|   |  | 5/90-      | R   |  |  | G.Box:JB0/1 | <b>17-0034</b> |     | 21 |   | 23 | 86,5 | 81,5 | 30 | 84 |   | 703 | s8 |     |
|   |  | 5/90-      | R   |  |  | G.Box:JB4/5 | <b>17-0030</b> |     | 21 |   | 23 | 76,5 | 81,5 | 30 | 84 |   | 694 | s8 |     |
























| Clio I (B/C57, 5/357) '90-'98  |    | L/R   |  |  | NOTE                | METELLI ref.      | ABS     | A  | B  | C    | D    | E    | F    | H  | I  | L   | M   | Fig |   |
|--|---|-------|---|--|---------------------|-------------------|---------|----|----|------|------|------|------|----|----|-----|-----|-----|---|
| 1.4 (B/C57T/Y/J) (55-58-59 kW) Eng. E7J710/ 711/ 718/ 719/ 754/ 756/ 757 |    | 91-   | L   |  | G.Box:JB0/1         | 17-0033           |         | 21 |    |      | 86   |      | 30   | 80 |    | 610 | s7  |     |   |
|  |   | 91-   | R   |  | G.Box:JB0/1         | 17-0034           |         | 21 |    | 23   | 86,5 | 81,5 | 30   | 84 |    | 703 | s8  |     |   |
| 1.7 (B/C574) (55-59-64-68 kW) Eng. F2N770                                |    | 91-93 |   | ●  | +ABS                | 13-0207           |         |    |    | 22   | 80   | 83   |      |    |    |     |     |     |   |
|  |   | 91-93 |   | ●  | +ABS                | 15-1285           | 26      | 21 | 25 | 56,3 | 90   | 54   |      |    |    |     | 11  | 3   |   |
|  |    | 91-93 | L   |  |                     | -ABS, G.Box:JB1/3 | 17-0033 |    | 21 |      |      | 86   |      | 30 | 80 |     | 610 | s7  |   |
|  |   | 91-93 | R   |  |                     | -ABS, G.Box:JB1/3 | 17-0034 |    | 21 |      | 23   | 86,5 | 81,5 | 30 | 84 |     | 703 | s8  |   |
| 1.8 (B/C578) (64-66 kW) Eng. F3P754/ 755                                 |    | 94-98 |   | ●  | G.Box:JB3           | 13-0164           |         |    |    | 22   | 80   | 83   |      |    |    |     |     |     |   |
|  |   | 94-98 |   | ●  | +ABS, G.Box:JB3     | 13-0207           |         |    |    | 22   | 80   | 83   |      |    |    |     |     |     |   |
|  |    | 94-98 |   | ●  | G.Box:JB3           | 15-1204           |         | 21 | 25 | 56,3 | 90   | 54   |      |    |    |     |     | 11  | 3 |
|  |   | 94-98 |   | ●  | +ABS, G.Box:JB3     | 15-1285           | 26      | 21 | 25 | 56,3 | 90   | 54   |      |    |    |     |     | 11  | 3 |
| 1.8 16v (C57D) (99-101 kW) Eng. F7P722                                   |    | 91-94 |   | ●  | G.Box:JB3-JC5       | 13-0164           |         |    |    | 22   | 80   | 83   |      |    |    |     |     |     |   |
|  |   | 91-94 |   | ●  | +ABS, G.Box:JB3     | 13-0207           |         |    |    | 22   | 80   | 83   |      |    |    |     |     |     |   |
|  |    | 91-94 |   | ●  | G.Box:JB3-JC5       | 15-1204           |         | 21 | 25 | 56,3 | 90   | 54   |      |    |    |     |     | 11  | 3 |
|  |   | 91-94 |   | ●  | +ABS, G.Box:JB3     | 15-1285           | 26      | 21 | 25 | 56,3 | 90   | 54   |      |    |    |     |     | 11  | 3 |
| 1.8 Rsi (B/C579) (79 kW) Eng. F3P712                                     |    | 93-   |   | ●  |                     | 13-0164           |         |    |    | 22   | 80   | 83   |      |    |    |     |     |     |   |
|  |   | 93-   |   | ●  | +ABS                | 13-0207           |         |    |    | 22   | 80   | 83   |      |    |    |     |     |     |   |
|  |    | 93-   |   | ●  |                     | 15-1204           |         | 21 | 25 | 56,3 | 90   | 54   |      |    |    |     |     | 11  | 3 |
|  |   | 93-   |   | ●  | +ABS                | 15-1285           | 26      | 21 | 25 | 56,3 | 90   | 54   |      |    |    |     |     | 11  | 3 |
| 1.8 Rsi (B/C57H) (79-80-81 kW) Eng. F3P758                               |    | 95-98 |   | ●  |                     | 13-0164           |         |    |    | 22   | 80   | 83   |      |    |    |     |     |     |   |
|  |   | 95-98 |   | ●  | +ABS                | 13-0207           |         |    |    | 22   | 80   | 83   |      |    |    |     |     |     |   |
|  |    | 95-98 |   | ●  |                     | 15-1204           |         | 21 | 25 | 56,3 | 90   | 54   |      |    |    |     |     | 11  | 3 |
|  |   | 95-98 |   | ●  | +ABS                | 15-1285           | 26      | 21 | 25 | 56,3 | 90   | 54   |      |    |    |     |     | 11  | 3 |
| 1.9 D (B/C/57I) (40 kW) Eng. F8Q640/ 682                                 |  | 97-98 | L   |  | +ABS, G.Box:JB0/1/3 | 17-0403           | 26      | 21 |    |      | 81   |      |      | 84 |    | 628 | s7  |     |   |
|  |   | 97-98 | L   |  | -ABS, G.Box:JB0/1/3 | 17-0401           |         | 21 |    |      | 81   |      | 30   | 84 |    | 628 | s7  |     |   |
|  |   | 97-98 | R   |  | +ABS, G.Box:JB0/1/3 | 17-0404           | 26      | 21 |    | 23   | 81   |      |      | 84 |    | 728 | s20 |     |   |
|  |   | 97-98 | R   |  | -ABS, G.Box:JB0/1/3 | 17-0402           |         | 21 |    | 23   | 81   | 71,5 | 30   | 84 |    | 728 | s20 |     |   |
| 1.9 D (B/C/S576/57L) (47-66-68 kW) Eng. F8Q730/ 732                      |  | 91-98 |   | ●  | +ABS                | 13-0207           |         |    |    | 22   | 80   | 83   |      |    |    |     |     |     |   |
|  |   | 91-98 |   | ●  | +ABS                | 15-1285           | 26      | 21 | 25 | 56,3 | 90   | 54   |      |    |    |     | 11  | 3   |   |
|  |  | 91-98 | L   |  |                     | -ABS, G.Box:JB1/3 | 17-0033 |    | 21 |      |      | 86   |      | 30 | 80 |     | 610 | s7  |   |
|  |   | 91-98 | R   |  |                     | -ABS, G.Box:JB1/3 | 17-0034 |    | 21 |      | 23   | 86,5 | 81,5 | 30 | 84 |     | 703 | s8  |   |
| 2.0 Williams (B/C57M) (108 kW) Eng. F7R700                               |  | 94-98 |   | ●  | G.Box:JC5           | 13-0164           |         |    |    | 22   | 80   | 83   |      |    |    |     |     |     |   |
|  |   | 94-98 |   | ●  | G.Box:JC5           | 15-1204           |         | 21 | 25 | 56,3 | 90   | 54   |      |    |    |     | 11  | 3   |   |




























































| Clio II (B/C/B0/1) '98-'05  |    | L/R         |  |  | NOTE | METELLI ref.         | ABS     | A  | B  | C    | D    | E    | F    | H     | I    | L  | M   | Fig |
|---|---|-------------|---|---|------|----------------------|---------|----|----|------|------|------|------|-------|------|----|-----|-----|
| 1.2 (B/CB0F/A, B/CB1O/K, B/CB2 D/H) (40-43 kW)<br>Eng. D7F710/ 720/ 726 |    | 9/98-       |   | ●   | +ABS | 13-0260              |         |    |    | 20   | 78   | 103  |      |       |      |    |     |     |
|   |    | 9/98-       |   | ●   | +ABS | 15-1378              | 26      | 21 | 30 | 52,2 | 84   | 51   |      |       |      |    | 11  | 2   |
|   |    | 11/02-      | L   |   |      | +ABS, G.Box:JB1/3    | 17-0786 | 44 | 21 |      |      | 84   |      | 29,94 | 85,3 |    | 630 | s7  |
|   |   | 11/02-      | R   |   |      | +ABS, G.Box:JB1/3    | 17-0787 | 44 | 21 | 23   |      | 84   | 80   |       | 85,3 | 40 | 725 | s8  |
|   |   | 9/98-10/02  | L   |   |      | +ABS, M/T, G.Box:JB1 | 17-0397 | 26 | 21 |      |      | 86   |      | 30    | 85   |    | 626 | s7  |
|   |   | 9/98-10/02  | L   |   |      | -ABS, M/T, G.Box:JB1 | 17-0395 |    | 21 |      |      | 86   |      | 30    | 85   |    | 623 | s7  |
|   |   | 9/98-10/02  | R   |   |      | +ABS, G.Box:JB1      | 17-0398 | 26 | 21 |      |      | 86   | 79   |       | 85   |    | 718 | s20 |
|   |   | 9/98-10/02  | R   |   |      | -ABS, G.Box:JB1      | 17-0396 |    | 21 |      |      | 86   | 79   |       | 85   |    | 718 | s20 |
| 1.2 16v (B/CB05) (55 kW) Eng. D4F712/ 714                               |    | 11/02-      |   | ●   | +ABS | 13-0445              |         |    |    | 20   | 78   | 103  |      |       |      |    |     |     |
|   |    | 11/02-      |   | ●   | +ABS | 15-1670              | 44      | 21 | 30 | 52,4 | 84,9 | 51,4 |      |       |      |    | 11  | 2   |
|   |    | 11/02-      | L   |   |      | +ABS, G.Box:JB1/3    | 17-0786 | 44 | 21 |      |      | 84   |      | 29,94 | 85,3 |    | 630 | s7  |
|   |   | 11/02-      | R   |   |      | +ABS, G.Box:JB1/3    | 17-0787 | 44 | 21 | 23   |      | 84   | 80   |       | 85,3 | 40 | 725 | s8  |
|   |   | 6/01-10/02  | L   |   |      | +ABS, M/T, G.Box:JB1 | 17-0397 | 26 | 21 |      |      | 86   |      | 30    | 85   |    | 626 | s7  |
|   |   | 6/01-10/02  | L   |   |      | -ABS, M/T, G.Box:JB1 | 17-0395 |    | 21 |      |      | 86   |      | 30    | 85   |    | 623 | s7  |
|   |   | 6/01-10/02  | R   |   |      | +ABS, G.Box:JB1      | 17-0398 | 26 | 21 |      |      | 86   | 79   |       | 85   |    | 718 | s20 |
|   |   | 6/01-10/02  | R   |   |      | -ABS, G.Box:JB1      | 17-0396 |    | 21 |      |      | 86   | 79   |       | 85   |    | 718 | s20 |
| 1.4 (B/CB0C) (55 kW) Eng. E7J780  |    | 9/98-       |   | ●   | +ABS | 13-0260              |         |    |    | 20   | 78   | 103  |      |       |      |    |     |     |
|   |    | 9/98-       |   | ●   | +ABS | 15-1378              | 26      | 21 | 30 | 52,2 | 84   | 51   |      |       |      |    | 11  | 2   |
|   |    | 9/98-       | L   |   |      | +ABS, M/T, G.Box:JB1 | 17-0397 | 26 | 21 |      |      | 86   |      | 30    | 85   |    | 626 | s7  |
|   |   | 9/98-       | L   |   |      | -ABS, M/T, G.Box:JB1 | 17-0395 |    | 21 |      |      | 86   |      | 30    | 85   |    | 623 | s7  |
|   |   | 9/98-       | R   |   |      | +ABS, M/T, G.Box:JB1 | 17-0432 | 26 | 21 |      | 23   | 86,5 | 83,5 | 30    | 85   |    | 724 | s8  |
|   |   | 9/98-       | R   |   |      | -ABS, M/T, G.Box:JB1 | 17-0169 |    | 21 |      | 23   | 86,5 | 83,5 | 30    | 85   |    | 724 | s8  |
| 1.4 16v (B/CB0L) (70 kW) Eng. K4J712/ 713                               |  | 99-00       |   | ●   | +ABS | 13-0260              |         |    |    | 20   | 78   | 103  |      |       |      |    |     |     |
|   |  | 99-00       |   | ●   | +ABS | 15-1378              | 26      | 21 | 30 | 52,2 | 84   | 51   |      |       |      |    | 11  | 2   |
|   |  | 10/99-10/02 | L   |   |      | +ABS, M/T, G.Box:JB1 | 17-0397 | 26 | 21 |      |      | 86   |      | 30    | 85   |    | 626 | s7  |
|   |   | 10/99-10/02 | L   |   |      | -ABS, M/T, G.Box:JB1 | 17-0395 |    | 21 |      |      | 86   |      | 30    | 85   |    | 623 | s7  |
|   |   | 10/99-10/02 | R   |   |      | +ABS, G.Box:JB1      | 17-0398 | 26 | 21 |      |      | 86   | 79   |       | 85   |    | 718 | s20 |
|   |   | 10/99-10/02 | R   |   |      | -ABS, G.Box:JB1      | 17-0396 |    | 21 |      |      | 86   | 79   |       | 85   |    | 718 | s20 |


































| Clio II (B/C/B0/1) '98-'05                     |    | L/R        |  |  | NOTE              | METELLI ref.           | ABS     | A  | B  | C    | D    | E    | F    | H     | I    | L    | M   | Fig |     |   |
|--|---|------------|---|---|-------------------|------------------------|---------|----|----|------|------|------|------|-------|------|------|-----|-----|-----|---|
| 1.4 16v (B/CB0P) (72 kW) Eng. K4J700/ 712/ 713 |    | 00-        | ●   |   | +ABS              | 13-0260                |         |    |    | 20   | 78   | 103  |      |       |      |      |     |     |     |   |
|  |   | 11/02-     | ●   |   | +ABS              | 13-0445                |         |    |    | 20   | 78   | 103  |      |       |      |      |     |     |     |   |
|  |    | 00-        | ●   |   | +ABS              | 15-1378                | 26      | 21 | 30 | 52,2 | 84   | 51   |      |       |      |      |     |     | 11  | 2 |
|  |   | 11/02-     | ●   |   | +ABS              | 15-1670                | 44      | 21 | 30 | 52,4 | 84,9 | 51,4 |      |       |      |      |     |     | 11  | 2 |
|  |   | 9/98-01    | ●   |   | +ABS              | 15-1378                | 26      | 21 | 30 | 52,2 | 84   | 51   |      |       |      |      |     |     | 11  | 2 |
|  |    | 00-10/02   | L   |   |                   | +ABS, M/T, G.Box:JB1   | 17-0397 | 26 | 21 |      |      | 86   |      | 30    | 85   |      |     | 626 | s7  |   |
|  |   | 00-10/02   | L   |   |                   | -ABS, M/T, G.Box:JB1   | 17-0395 |    | 21 |      |      | 86   |      | 30    | 85   |      |     | 623 | s7  |   |
|  |   | 00-10/02   | R   |   |                   | +ABS, G.Box:JB1        | 17-0398 | 26 | 21 |      |      | 86   | 79   |       | 85   |      |     | 718 | s20 |   |
|  |   | 00-10/02   | R   |   |                   | -ABS, G.Box:JB1        | 17-0396 |    | 21 |      |      | 86   | 79   |       | 85   |      |     | 718 | s20 |   |
|  |   | 11/02-     | L   |   |                   | +ABS, G.Box:JB1/3      | 17-0786 | 44 | 21 |      |      | 84   |      | 29,94 | 85,3 |      |     | 630 | s7  |   |
| 11/02-   |   | R          |   |   | +ABS, G.Box:JB1/3 | 17-0787                | 44      | 21 | 23 |      | 84   | 80   |      | 85,3  | 40   |      | 725 | s8  |     |   |
| 1.5 DCi (59 kW) Eng. K9K702                    |    | 01-        | ●   |   | +ABS              | 13-0445                |         |    |    | 20   | 78   | 103  |      |       |      |      |     |     |     |   |
|  |   | 01-        | ●   |   | +ABS              | 15-1670                | 44      | 21 | 30 | 52,4 | 84,9 | 51,4 |      |       |      |      |     | 11  | 2   |   |
|  |    | 11/02-03   | L   |   |                   | +ABS, G.Box:JB1/3      | 17-0786 | 44 | 21 |      |      | 84   |      | 29,94 | 85,3 |      |     | 630 | s7  |   |
|  |   | 11/02-03   | R   |   |                   | +ABS, G.Box:JB1/3      | 17-0787 | 44 | 21 | 23   |      | 84   | 80   |       | 85,3 | 40   |     | 725 | s8  |   |
| 1.5 DCi (74 kW) Eng. K9K712                    |    | 04-05      | ●   |   | +ABS              | 13-0445                |         |    |    | 20   | 78   | 103  |      |       |      |      |     |     |     |   |
|  |   | 04-05      | ●   |   | +ABS              | 15-1670                | 44      | 21 | 30 | 52,4 | 84,9 | 51,4 |      |       |      |      |     | 11  | 2   |   |
| 1.5 DCi (B/CB07) (48 kW) Eng. K9K700/ 704      |    | 01-        | ●   |   | +ABS              | 13-0445                |         |    |    | 20   | 78   | 103  |      |       |      |      |     |     |     |   |
|  |   | 01-        | ●   |   | +ABS              | 15-1670                | 44      | 21 | 30 | 52,4 | 84,9 | 51,4 |      |       |      |      |     | 11  | 2   |   |
|  |  | 11/02-     | L   |   |                   | +ABS, G.Box:JB1/3      | 17-0786 | 44 | 21 |      |      | 84   |      | 29,94 | 85,3 |      |     | 630 | s7  |   |
|  |   | 11/02-     | R   |   |                   | +ABS, G.Box:JB1/3      | 17-0787 | 44 | 21 | 23   |      | 84   | 80   |       | 85,3 | 40   |     | 725 | s8  |   |
|  |   | 6/01-10/02 | L   |   |                   | +ABS, M/T, G.Box:JB1   | 17-0397 | 26 | 21 |      |      | 86   |      | 30    | 85   |      |     | 626 | s7  |   |
|  |   | 6/01-10/02 | L   |   |                   | -ABS, M/T, G.Box:JB1   | 17-0395 |    | 21 |      |      | 86   |      | 30    | 85   |      |     | 623 | s7  |   |
|  |   | 6/01-10/02 | R   |   |                   | +ABS, G.Box:JB1        | 17-0398 | 26 | 21 |      |      | 86   | 79   |       | 85   |      |     | 718 | s20 |   |
| 6/01-10/02                                     | R   |            |   | -ABS, G.Box:JB1   | 17-0396           |                        | 21      |    |    | 86   | 79   |      | 85   |       |      | 718  | s20 |     |     |   |
| 1.5 DCi (B/CB08) (60 kW) Eng. K9K702/ 710/ 722 |  | 01-05      | ●   |   | +ABS              | 13-0372                |         |    |    | 22   | 76   | 113  |      |       |      |      |     |     |     |   |
|  |   | 01-05      | ●   |   | +ABS              | 15-1542                | 44      | 23 | 30 | 57,3 | 85   | 50,8 |      |       |      |      |     | 11  | 2   |   |
|  |  | 11/02-05   | L   |   |                   | +ABS, M/T, G.Box:JB1/3 | 17-0865 | 44 | 23 |      |      | 83,6 |      | 30    | 86   |      |     | 630 | s7  |   |
|  |   | 11/02-05   | R   |   |                   | +ABS, M/T, G.Box:JB1/3 | 17-0866 | 44 | 23 | 23   |      | 83,6 | 78,5 |       | 86   | 40,2 |     | 721 | s8  |   |
|  |   | 6/01-10/02 | L   |   |                   | +ABS, M/T, G.Box:JB1/3 | 17-1035 | 26 | 23 |      | -    | 83,6 | -    | 30    | 86   | -    |     | 630 |     |   |
|  |   | 6/01-10/02 | R   |   |                   | +ABS, M/T, G.Box:JB1/3 | 17-1036 | 26 | 23 |      | 23   | 83,6 | -    | -     | 86   | -    |     | 721 |     |   |



































| Clio II (B/C/B0/1) '98-'05                              |    | L/R        |  |  | NOTE       | METELLI ref.               | ABS     | A  | B  | C    | D    | E    | F    | H     | I    | L  | M   | Fig |   |
|---|---|------------|---|---|------------|----------------------------|---------|----|----|------|------|------|------|-------|------|----|-----|-----|---|
| 1.6 (B/CB0D) (55-66 kW) Eng. K7M744/ 745                |    | 11/02-     |   | ●   | +ABS, 66kW | 13-0445                    |         |    |    | 20   | 78   | 103  |      |       |      |    |     |     |   |
|   |   | 9/98-01    |   | ●   | +ABS       | 13-0260                    |         |    |    | 20   | 78   | 103  |      |       |      |    |     |     |   |
|   |    | 11/02-     |   | ●   | +ABS, 66kW | 15-1670                    | 44      | 21 | 30 | 52,4 | 84,9 | 51,4 |      |       |      |    |     | 11  | 2 |
|   |   | 9/98-01    |   | ●   | +ABS       | 15-1378                    | 26      | 21 | 30 | 52,2 | 84   | 51   |      |       |      |    |     | 11  | 2 |
|   |    | 11/02-     | L   |   |            | +ABS, G.Box:JB1/3          | 17-0786 | 44 | 21 |      |      | 84   |      | 29,94 | 85,3 |    | 630 | s7  |   |
|   |   | 11/02-     | R   |   |            | +ABS, G.Box:JB1/3          | 17-0787 | 44 | 21 | 23   |      | 84   | 80   |       | 85,3 | 40 | 725 | s8  |   |
|   |   | 9/98-10/02 | L   |   |            | +ABS, M/T, G.Box:JB1, 66kw | 17-0397 | 26 | 21 |      |      | 86   |      | 30    | 85   |    | 626 | s7  |   |
|   |   | 9/98-10/02 | L   |   |            | -ABS, M/T, G.Box:JB1, 66kw | 17-0395 |    | 21 |      |      | 86   |      | 30    | 85   |    | 623 | s7  |   |
|   |   | 9/98-10/02 | R   |   |            | +ABS, M/T, G.Box:JB1, 66kw | 17-0398 | 26 | 21 |      |      | 86   | 79   |       | 85   |    | 718 | s20 |   |
|   |   | 9/98-10/02 | R   |   |            | -ABS, M/T, G.Box:JB1, 66kw | 17-0396 |    | 21 |      |      | 86   | 79   |       | 85   |    | 718 | s20 |   |
|   |   | 98-        | L   |   |            | A/T                        | 17-0399 |    | 21 |      | 26   | 82   | 78   |       | 85   | 42 | 617 |     |   |
|   |   | 98-        | R   |   |            | A/T                        | 17-0400 |    | 21 |      | 23   | 82   | 78   |       | 85   |    | 740 | s20 |   |
| 1.6 16v (CB0T/H) (70-79-83 kW) Eng. K4M708/ 748         |    | 11/02-     |   | ●   | +ABS, 79kW | 13-0445                    |         |    |    | 20   | 78   | 103  |      |       |      |    |     |     |   |
|   |   | 9/98-01    |   | ●   | +ABS       | 13-0260                    |         |    |    | 20   | 78   | 103  |      |       |      |    |     |     |   |
|   |    | 11/02-     |   | ●   | +ABS, 79kW | 15-1670                    | 44      | 21 | 30 | 52,4 | 84,9 | 51,4 |      |       |      |    |     | 11  | 2 |
|   |   | 9/98-01    |   | ●   | +ABS       | 15-1378                    | 26      | 21 | 30 | 52,2 | 84   | 51   |      |       |      |    |     | 11  | 2 |
|   |    | 11/02-     | L   |   |            | +ABS, G.Box:JB1/3          | 17-0786 | 44 | 21 |      |      | 84   |      | 29,94 | 85,3 |    | 630 | s7  |   |
|   |   | 11/02-     | R   |   |            | +ABS, G.Box:JB1/3          | 17-0787 | 44 | 21 | 23   |      | 84   | 80   |       | 85,3 | 40 | 725 | s8  |   |
|   |   | 9/98-10/02 | L   |   |            | +ABS, M/T, G.Box:JB1       | 17-0397 | 26 | 21 |      |      | 86   |      | 30    | 85   |    | 626 | s7  |   |
|   |   | 9/98-10/02 | L   |   |            | -ABS, M/T, G.Box:JB1       | 17-0395 |    | 21 |      |      | 86   |      | 30    | 85   |    | 623 | s7  |   |
|   |   | 9/98-10/02 | R   |   |            | +ABS, G.Box:JB1            | 17-0398 | 26 | 21 |      |      | 86   | 79   |       | 85   |    | 718 | s20 |   |
|   |   | 9/98-10/02 | R   |   |            | -ABS, G.Box:JB1            | 17-0396 |    | 21 |      |      | 86   | 79   |       | 85   |    | 718 | s20 |   |
|   |   | 98-        | L   |   |            | A/T                        | 17-0399 |    | 21 |      | 26   | 82   | 78   |       | 85   | 42 | 617 |     |   |
|   |   | 98-        | R   |   |            | A/T                        | 17-0400 |    | 21 |      | 23   | 82   | 78   |       | 85   |    | 740 | s20 |   |
| 1.9 D (B/CB0E) (40-44-47 kW) Eng. F8Q606/ 630/ 632/ 662 |  | 98-        |   | ●   | +ABS       | 13-0260                    |         |    |    | 20   | 78   | 103  |      |       |      |    |     |     |   |
|   |   | 9/98-      |   | ●   | +ABS       | 15-1378                    | 26      | 21 | 30 | 52,2 | 84   | 51   |      |       |      |    |     | 11  | 2 |
|   |  | 9/98-10/02 | L   |   |            | +ABS, M/T, G.Box:JB1       | 17-0397 | 26 | 21 |      |      | 86   |      | 30    | 85   |    | 626 | s7  |   |
|   |   | 9/98-10/02 | L   |   |            | -ABS, M/T, G.Box:JB1       | 17-0395 |    | 21 |      |      | 86   |      | 30    | 85   |    | 623 | s7  |   |
|   |   | 9/98-10/02 | R   |   |            | +ABS, M/T, G.Box:JB1       | 17-0432 | 26 | 21 |      | 23   | 86,5 | 83,5 | 30    | 85   |    | 724 | s8  |   |
|   |   | 9/98-10/02 | R   |   |            | -ABS, M/T, G.Box:JB1       | 17-0169 |    | 21 |      | 23   | 86,5 | 83,5 | 30    | 85   |    | 724 | s8  |   |

| <b>Clio II (B/C/B0/1) '98-'05</b>                          |   |    | L/R |  |  | NOTE            | METELLI ref.         | ABS            | A  | B  | C  | D    | E    | F    | H     | I    | L   | M   | Fig |   |
|--|---|---|-----|---|--|-----------------|----------------------|----------------|----|----|----|------|------|------|-------|------|-----|-----|-----|---|
| 1.9 DTi (B/CB0U) (59-68-75-77-81-88-96 kW)<br>Eng. F9Q780  |    | 11/02-  |     | ●   |  | +ABS, 60kW      | <b>13-0445</b>       |                |    |    | 20 | 78   | 103  |      |       |      |     |     |     |   |
|  |   | 2/00-   |     | ●   |  | +ABS            | <b>13-0260</b>       |                |    |    | 20 | 78   | 103  |      |       |      |     |     |     |   |
|  |    | 11/02-  |     | ●   |  |                 | +ABS, 60kW           | <b>15-1670</b> | 44 | 21 | 30 | 52,4 | 84,9 | 51,4 |       |      |     |     | 11  | 2 |
|  |   | 2/00-   |     | ●   |  |                 | +ABS                 | <b>15-1378</b> | 26 | 21 | 30 | 52,2 | 84   | 51   |       |      |     |     | 11  | 2 |
|  |    | 11/02-  | L   |   |  |                 | +ABS, G.Box:JB1/3    | <b>17-0786</b> | 44 | 21 |    |      | 84   |      | 29,94 | 85,3 |     | 630 | s7  |   |
|  |   | 11/02-  | R   |   |  |                 | +ABS, G.Box:JB1/3    | <b>17-0787</b> | 44 | 21 | 23 |      | 84   | 80   |       | 85,3 | 40  | 725 | s8  |   |
|  |   | 2/00-10/02  | L   |   |  |                 | +ABS, M/T, G.Box:JB1 | <b>17-0397</b> | 26 | 21 |    |      | 86   |      | 30    | 85   |     | 626 | s7  |   |
|  |   | 2/00-10/02  | L   |   |  |                 | -ABS, M/T, G.Box:JB1 | <b>17-0395</b> |    | 21 |    |      | 86   |      | 30    | 85   |     | 623 | s7  |   |
|  |   | 2/00-10/02  | R   |   |  |                 | +ABS, G.Box:JB1      | <b>17-0398</b> | 26 | 21 |    |      | 86   | 79   |       | 85   |     | 718 | s20 |   |
| 2/00-10/02   |   | R   |     |   |  | -ABS, G.Box:JB1 | <b>17-0396</b>       |                | 21 |    |    | 86   | 79   |      | 85    |      | 718 | s20 |     |   |
| 2.0 16v Sport (CB0M) (88-99-103-120-124 kW)<br>Eng. F4R730 |    | 2/00-   | L   |   |  | +ABS            | <b>17-0429</b>       | 44             | 23 |    |    | 95   |      | 30   | 86    |      | 639 | s7  |     |   |
|  |   | 2/00-   | R   |   |  |                 | +ABS                 | <b>17-0430</b> | 44 | 23 |    | 23   | 95   | 79   | 30    | 86   |     | 734 | s8  |   |
| <b>Clio III (BR/CR0/1) '05-</b>                            |   |    | L/R |  |  | NOTE            | METELLI ref.         | ABS            | A  | B  | C  | D    | E    | F    | H     | I    | L   | M   | Fig |   |
| 1.2 (43 kW) Eng. D7F800                                    |    | 06-   | L   |   |  | M/T             | <b>17-1040</b>       |                | 23 |    | 26 | 76   | -    | -    | -     | 62   | 649 |     |     |   |
|  |   | 06-   | R   |   |  | M/T             | <b>17-1041</b>       |                | 23 |    | 26 | 76   | -    | -    | -     | 273  | 889 |     |     |   |
| 1.2 16v (48 kW) Eng. D4F740                                |    | 05-   |     | ●   |  | +/-ABS          | <b>13-0348</b>       |                |    |    | 20 | 68   | 100  |      |       |      |     |     |     |   |
|  |   |    | 05- |   | ●  |                 | +/-ABS               | <b>15-1503</b> |    | 23 | 28 | 49   | 76   | 50   |       |      |     |     | 11  | 2 |
| 1.2 16v (55 kW) Eng. D4F740                                |    | 05-   |     | ●   |  | +/-ABS          | <b>13-0348</b>       |                |    |    | 20 | 68   | 100  |      |       |      |     |     |     |   |
|  |   |    | 05- |   | ●  |                 | +/-ABS               | <b>15-1503</b> |    | 23 | 28 | 49   | 76   | 50   |       |      |     |     | 11  | 2 |
|  |   | 05-   | L   |   |  |                 | M/T                  | <b>17-1040</b> |    | 23 |    | 26   | 76   | -    | -     | -    | 62  | 649 |     |   |
|  |   | 05-   | R   |   |  |                 | M/T                  | <b>17-1041</b> |    | 23 |    | 26   | 76   | -    | -     | -    | 273 | 889 |     |   |
| 1.2 16v (58 kW) Eng. D4F764                                |  | 05-   |     | ●   |  |                 | <b>13-0348</b>       |                |    |    | 20 | 68   | 100  |      |       |      |     |     |     |   |
|  |   |  | 05- |   | ●  |                 |                      | <b>15-1503</b> |    | 23 | 28 | 49   | 76   | 50   |       |      |     |     | 11  | 2 |
|  |  | 05-   | L   |   |  |                 | M/T                  | <b>17-1040</b> |    | 23 |    | 26   | 76   | -    | -     | -    | 62  | 649 |     |   |
|  |   | 05-   | R   |   |  |                 | M/T                  | <b>17-1041</b> |    | 23 |    | 26   | 76   | -    | -     | -    | 273 | 889 |     |   |
| 1.2 16v (76 kW)  |  | 10-   |     | ●   |  | M/T             | <b>13-0347</b>       |                |    |    | 22 | 82   | 126  |      |       |      |     |     |     |   |
|  |   |  | 10- |   | ●  |                 | M/T                  | <b>15-1502</b> |    | 23 | 29 | 49   | 79,7 | 50,2 |       |      |     |     | 11  | 2 |
| 1.2 16v TCE (74 kW) Eng. D4F784                            |  | 07-   |     | ●   |  | A/T             | <b>13-0348</b>       |                |    |    | 20 | 68   | 100  |      |       |      |     |     |     |   |
|  |   | 07-   |     | ●   |  | M/T             | <b>13-0347</b>       |                |    |    | 22 | 82   | 126  |      |       |      |     |     |     |   |
|  |  | 07-   |     | ●   |  |                 | A/T                  | <b>15-1503</b> |    | 23 | 28 | 49   | 76   | 50   |       |      |     |     | 11  | 2 |
|  |   | 07-   |     | ●   |  |                 | M/T                  | <b>15-1502</b> |    | 23 | 29 | 49   | 79,7 | 50,2 |       |      |     |     | 11  | 2 |































| Clio III (BR/CR0/1) '05-            |    | L/R |  |  | NOTE   | METELLI ref.           | ABS     | A  | B  | C     | D    | E    | F  | H | I  | L   | M   | Fig |  |  |
|-------------------------------------|---|-----|---|---|--------|------------------------|---------|----|----|-------|------|------|----|---|----|-----|-----|-----|--|--|
| 1.4 16v (70-72 kW) Eng. K4J780      |    | 05- |   | ●   | +/-ABS | 13-0347                |         |    |    | 22    | 82   | 126  |    |   |    |     |     |     |  |  |
|                                     |    | 05- |   | ●   | +/-ABS | 15-1502                |         | 23 | 29 | 49    | 79,7 | 50,2 |    |   |    |     | 11  | 2   |  |  |
|                                     |    | 05- | L   |   |        | M/T                    | 17-0904 |    | 23 | 26    |      | 84   | 79 |   | 86 | 64  | 658 | s3  |  |  |
|                                     |   | 05- | R   |   |        | M/T                    | 17-0908 |    | 23 | 26    |      | 80   | 79 |   | 79 | 326 | 896 | s4  |  |  |
| 1.5 DCi (47 kW) Eng. K9K740         |    | 05- |   | ●   |        | 13-0430                |         |    |    | 26    | 87   | 117  |    |   |    |     |     |     |  |  |
|                                     |    | 05- |   | ●   |        | 15-1650                |         | 25 | 32 | 52,65 | 87,8 | 54,1 |    |   |    |     | 11  | 2   |  |  |
|                                     |    | 05- | L   |   |        | M/T                    | 17-0904 |    | 23 | 26    |      | 84   | 79 |   | 86 | 64  | 658 | s3  |  |  |
|                                     |   | 05- | R   |   |        | M/T                    | 17-0908 |    | 23 | 26    |      | 80   | 79 |   | 79 | 326 | 896 | s4  |  |  |
| 1.5 DCi (48 kW) Eng. K9K752         |    | 05- |   | ●   |        | 13-0430                |         |    |    | 26    | 87   | 117  |    |   |    |     |     |     |  |  |
|                                     |    | 05- |   | ●   |        | 15-1650                |         | 25 | 32 | 52,65 | 87,8 | 54,1 |    |   |    |     | 11  | 2   |  |  |
|                                     |    | 05- | L   |   |        | M/T                    | 17-0904 |    | 23 | 26    |      | 84   | 79 |   | 86 | 64  | 658 | s3  |  |  |
|                                     |   | 05- | R   |   |        | M/T                    | 17-0908 |    | 23 | 26    |      | 80   | 79 |   | 79 | 326 | 896 | s4  |  |  |
| 1.5 DCi (50 kW) Eng. K9K768         |    | 05- |   | ●   | +/-ABS | 13-0347                |         |    |    | 22    | 82   | 126  |    |   |    |     |     |     |  |  |
|                                     |    | 05- |   | ●   | +/-ABS | 15-1502                |         | 23 | 29 | 49    | 79,7 | 50,2 |    |   |    |     | 11  | 2   |  |  |
|                                     |    | 05- | L   |   |        | M/T                    | 17-0904 |    | 23 | 26    |      | 84   | 79 |   | 86 | 64  | 658 | s3  |  |  |
|                                     |   | 05- | L   |   |        | +ABS, M/T, G.Box:JB1/3 | 17-1038 | 44 | 23 |       | 26   | 84   | -  | - | -  | 64  | 606 |     |  |  |
|                                     |   | 05- | R   |   |        | M/T                    | 17-0908 |    | 23 | 26    |      | 80   | 79 |   | 79 | 326 | 896 | s4  |  |  |
|                                     |   | 05- | R   |   |        | +ABS, M/T, G.Box:JB1/3 | 17-1039 | 44 | 23 |       | 26   | 84   | -  | - | -  | 326 | 866 |     |  |  |
| 1.5 DCi (60-62 kW) Eng. K9K718/ 750 |    | 07- |   | ●   |        | 13-0430                |         |    |    | 26    | 87   | 117  |    |   |    |     |     |     |  |  |
|                                     |    | 07- |   | ●   |        | 15-1650                |         | 25 | 32 | 52,65 | 87,8 | 54,1 |    |   |    |     | 11  | 2   |  |  |
|                                     |  | 07- | L   |   |        | M/T                    | 17-0904 |    | 23 | 26    |      | 84   | 79 |   | 86 | 64  | 658 | s3  |  |  |
|                                     |   | 07- | L   |   |        | +ABS, M/T, G.Box:JB1/3 | 17-1038 | 44 | 23 |       | 26   | 84   | -  | - | -  | 64  | 606 |     |  |  |
|                                     |   | 07- | R   |   |        | M/T                    | 17-0908 |    | 23 | 26    |      | 80   | 79 |   | 79 | 326 | 896 | s4  |  |  |
|                                     |   | 07- | R   |   |        | +ABS, M/T, G.Box:JB1/3 | 17-1039 | 44 | 23 |       | 26   | 84   | -  | - | -  | 326 | 866 |     |  |  |
| 1.5 DCi (63 kW) Eng. K9K766         |  | 05- |   | ●   | +/-ABS | 13-0347                |         |    |    | 22    | 82   | 126  |    |   |    |     |     |     |  |  |
|                                     |  | 05- |   | ●   | +/-ABS | 15-1502                |         | 23 | 29 | 49    | 79,7 | 50,2 |    |   |    |     | 11  | 2   |  |  |
|                                     |  | 05- | L   |   |        | M/T                    | 17-0904 |    | 23 | 26    |      | 84   | 79 |   | 86 | 64  | 658 | s3  |  |  |
|                                     |   | 05- | R   |   |        | M/T                    | 17-0908 |    | 23 | 26    |      | 80   | 79 |   | 79 | 326 | 896 | s4  |  |  |
| 1.5 DCi (76 kW) Eng. K9K772/ 776    |  | 05- |   | ●   |        | 13-0430                |         |    |    | 26    | 87   | 117  |    |   |    |     |     |     |  |  |
|                                     |  | 05- |   | ●   |        | 15-1650                |         | 25 | 32 | 52,65 | 87,8 | 54,1 |    |   |    |     | 11  | 2   |  |  |
|                                     |  | 05- | L   |   |        | M/T                    | 17-0904 |    | 23 | 26    |      | 84   | 79 |   | 86 | 64  | 658 | s3  |  |  |
|                                     |   | 05- | R   |   |        | M/T                    | 17-0908 |    | 23 | 26    |      | 80   | 79 |   | 79 | 326 | 896 | s4  |  |  |




















| <b>Clio III (BR/CR0/1) '05-</b>                      |   |    | L/R |    |    | NOTE                 | METELLI ref.   | ABS | A  | B  | C     | D    | E    | F  | H  | I | L | M   | Fig |  |
|--|---|---|-----|---|--|----------------------|----------------|-----|----|----|-------|------|------|----|----|---|---|-----|-----|--|
| 1.5 DCi (78 kW) Eng. K9K764                          |    | 05-   |     |   |  |                      | <b>13-0430</b> |     |    |    | 26    | 87   | 117  |    |    |   |   |     |     |  |
|  |    | 05-   |     |   |  |                      | <b>15-1650</b> |     | 25 | 32 | 52,65 | 87,8 | 54,1 |    |    |   |   | 11  | 2   |  |
| 1.6 16v (65 kW) Eng. K4M804                          |    | 05-   |     |   |  |                      | <b>13-0346</b> |     |    |    | 20    | 68   | 100  |    |    |   |   |     |     |  |
|  |    | 05-   |     |   |  |                      | <b>15-1501</b> |     | 23 | 30 | 49    | 83,6 | 50   |    |    |   |   | 11  | 2   |  |
| 1.6 16v (82 kW) Eng. K4M800/ 801                     |    | 05-   |     |   |  | +/-ABS, M/T+A/T, 5Sp | <b>13-0346</b> |     |    |    | 20    | 68   | 100  |    |    |   |   |     |     |  |
|  |    | 05-   |     |   |  | +/-ABS, M/T+A/T, 5Sp | <b>15-1501</b> |     | 23 | 30 | 49    | 83,6 | 50   |    |    |   |   | 11  | 2   |  |
| 1.6 16V GT (94 kW) Eng. K4M862                       |    | 09-   |     |   |  |                      | <b>13-0346</b> |     |    |    | 20    | 68   | 100  |    |    |   |   |     |     |  |
|  |    | 09-   |     |   |  |                      | <b>15-1501</b> |     | 23 | 30 | 49    | 83,6 | 50   |    |    |   |   | 11  | 2   |  |
| <b>Clio III, Grandtour (KR0/1) '08-</b>              |   |    | L/R |    |    | NOTE                 | METELLI ref.   | ABS | A  | B  | C     | D    | E    | F  | H  | I | L | M   | Fig |  |
| 1.2 16v (55 kW) Eng. D4F740                          |    | 08-   |     |   |  |                      | <b>13-0348</b> |     |    |    | 20    | 68   | 100  |    |    |   |   |     |     |  |
|  |    | 08-   |     |   |  |                      | <b>15-1503</b> |     | 23 | 28 | 49    | 76   | 50   |    |    |   |   | 11  | 2   |  |
| 1.2 16v (58 kW) Eng. D4F764                          |    | 08-   |     |   |  |                      | <b>13-0348</b> |     |    |    | 20    | 68   | 100  |    |    |   |   |     |     |  |
|  |    | 08-   |     |   |  |                      | <b>15-1503</b> |     | 23 | 28 | 49    | 76   | 50   |    |    |   |   | 11  | 2   |  |
| 1.2 16v (74 kW) Eng. D4F784                          |    | 08-   |     |   |  | M/T                  | <b>13-0347</b> |     |    |    | 22    | 82   | 126  |    |    |   |   |     |     |  |
|  |    | 08-   |     |   |  | M/T                  | <b>15-1502</b> |     | 23 | 29 | 49    | 79,7 | 50,2 |    |    |   |   | 11  | 2   |  |
| 1.5 DCi (50 kW) Eng. K9K768                          |    | 10-   |     |   |  |                      | <b>13-0347</b> |     |    |    | 22    | 82   | 126  |    |    |   |   |     |     |  |
|  |    | 10-   |     |   |  |                      | <b>15-1502</b> |     | 23 | 29 | 49    | 79,7 | 50,2 |    |    |   |   | 11  | 2   |  |
| 1.5 DCi (63 kW) Eng. K9K766                          |    | 08-   |     |   |  |                      | <b>13-0348</b> |     |    |    | 20    | 68   | 100  |    |    |   |   |     |     |  |
|  |   | 08-   |     |   |  |                      | <b>15-1503</b> |     | 23 | 28 | 49    | 76   | 50   |    |    |   |   | 11  | 2   |  |
| 1.6 16v (82 kW) Eng. K4M800/ 801                     |  | 08-   |     |   |  | M/T, 5Sp             | <b>13-0346</b> |     |    |    | 20    | 68   | 100  |    |    |   |   |     |     |  |
|  |  | 08-   |     |   |  | M/T, 5Sp             | <b>15-1501</b> |     | 23 | 30 | 49    | 83,6 | 50   |    |    |   |   | 11  | 2   |  |
| <b>Espace I (J11) '84-'90</b>                        |   |  | L/R |  |  | NOTE                 | METELLI ref.   | ABS | A  | B  | C     | D    | E    | F  | H  | I | L | M   | Fig |  |
| 2.0 (J/S112) (74-77-81 kW) Eng. J6R234/ 236          |  | 7/84-90   |     |   |  | -ABS                 | <b>13-0072</b> |     |    |    | 22    | 83   | 79   |    |    |   |   |     |     |  |
|  |  | 7/84-90   |     |   |  | -ABS                 | <b>15-1082</b> |     | 23 | 25 | 56,45 | 90   | 53,7 |    |    |   |   | 11  | 3   |  |
|  |  | 1/88-12/90  | L/R |   |  | M/T, G.Box:NG3       | <b>17-0108</b> |     | 23 |    | 23    | 83,6 | 85,5 | 37 | 80 |   |   | 701 | s8  |  |
|  |   | 6/84-12/87  | L/R |   |  | G.Box:NG3            | <b>17-0107</b> |     | 23 |    | 23    | 90   | 84,5 | 34 | 80 |   |   | 680 | s8  |  |
| 2.0, 4WD (J116) (76-87-88-99-119-129 kW) Eng. J7R760 |  | 88-90   | L/R |   |  | -ABS, G.Box:NG3/7    | <b>17-0108</b> |     | 23 |    | 23    | 83,6 | 85,5 | 37 | 80 |   |   | 701 | s8  |  |


















| <b>Espace I (J11) '84-'90</b>   |   |    | L/R |    |    | NOTE | METELLI ref.    | ABS     | A  | B  | C     | D    | E    | F    | H  | I   | L | M   | Fig |     |  |
|---|---|---|-----|---|---|------|-----------------|---------|----|----|-------|------|------|------|----|-----|---|-----|-----|-----|--|
| 2.1 TD (J/S115) (44-48-53-66 kW) Eng. J8S774/240                                |    | 10/84-90  |     |   | •   | -ABS | 13-0072         |         |    |    | 22    | 83   | 79   |      |    |     |   |     |     |     |  |
|   |    | 10/84-90  |     |   | •   | -ABS | 15-1082         |         | 23 | 25 | 56,45 | 90   | 53,7 |      |    |     |   | 11  | 3   |     |  |
|   |    | 1/88-12/90  | L/R |   |   |      | M/T, G.Box:NG3  | 17-0108 |    | 23 |       | 23   | 83,6 | 85,5 | 37 | 80  |   |     | 701 | s8  |  |
|   |   | 6/84-12/87  | L/R |   |   |      | G.Box:NG3       | 17-0107 |    | 23 |       | 23   | 90   | 84,5 | 34 | 80  |   |     | 680 | s8  |  |
| <b>Espace II (J/S63) '91-'96</b>  |   |    | L/R |    |    | NOTE | METELLI ref.    | ABS     | A  | B  | C     | D    | E    | F    | H  | I   | L | M   | Fig |     |  |
| 2.0 (J636) (76-88-99-119-129 kW) Eng. J7R768                                    |    | 91-96   |     |   | •   | -ABS | 13-0072         |         |    |    | 22    | 83   | 79   |      |    |     |   |     |     |     |  |
|   |    | 91-96   |     |   | •   | -ABS | 15-1082         |         | 23 | 25 | 56,45 | 90   | 53,7 |      |    |     |   | 11  | 3   |     |  |
|   |    | 91-96   | L/R |   |   |      | +ABS, G.Box:NG3 | 17-0628 | 48 | 23 |       | 23   | 90   | 84,5 | 34 | 80  | - |     | 716 | s20 |  |
|   |   | 91-96   | L/R |   |   |      | -ABS, G.Box:NG3 | 17-0035 |    | 23 |       | 23   | 90   | 85,5 | 37 | 80  |   |     | 716 | s20 |  |
| 2.1 TD (J633, J634, J/S635, J/S63D) (44-48-53-66 kW) Eng. J8S610/ 772/ 776/ 778 |    | 91-96   |     |   | •   | -ABS | 13-0072         |         |    |    | 22    | 83   | 79   |      |    |     |   |     |     |     |  |
|   |    | 91-96   |     |   | •   | -ABS | 15-1082         |         | 23 | 25 | 56,45 | 90   | 53,7 |      |    |     |   | 11  | 3   |     |  |
|   |    | 91-96   | L/R |   |   |      | +ABS, G.Box:NG3 | 17-0628 | 48 | 23 |       | 23   | 90   | 84,5 | 34 | 80  | - |     | 716 | s20 |  |
|   |   | 91-96   | L/R |   |   |      | -ABS, G.Box:NG3 | 17-0035 |    | 23 |       | 23   | 90   | 85,5 | 37 | 80  |   |     | 716 | s20 |  |
| 2.1 TD (J63E) (44-48-53-66 kW) Eng. J8S612                                      |    | 94-96   |     |   | •   | -ABS | 13-0072         |         |    |    | 22    | 83   | 79   |      |    |     |   |     |     |     |  |
|   |    | 94-96   |     |   | •   | -ABS | 15-1082         |         | 23 | 25 | 56,45 | 90   | 53,7 |      |    |     |   | 11  | 3   |     |  |
| 2.2, 4WD (J/S637, J63G) (79 kW) Eng. J7T772/ 773/ 776                           |    | 91-96   |     |   | •   | -ABS | 13-0072         |         |    |    | 22    | 83   | 79   |      |    |     |   |     |     |     |  |
|   |    | 91-96   |     |   | •   | -ABS | 15-1082         |         | 23 | 25 | 56,45 | 90   | 53,7 |      |    |     |   | 11  | 3   |     |  |
|   |    | 91-96   | L/R |   |   |      | +ABS, G.Box:NG3 | 17-0628 | 48 | 23 |       | 23   | 90   | 84,5 | 34 | 80  | - |     | 716 | s20 |  |
|   |   | 91-96   | L/R |   |   |      | -ABS, G.Box:NG3 | 17-0035 |    | 23 |       | 23   | 90   | 85,5 | 37 | 80  |   |     | 716 | s20 |  |
| 2.8 V6 (J638, J63J) (110 kW) Eng. Z7W712/ 713/ 717                              |   | 1/91-10/96  |     |   | •   | -ABS | 13-0072         |         |    |    | 22    | 83   | 79   |      |    |     |   |     |     |     |  |
|   |  | 1/91-10/96  |     |   | •   | -ABS | 15-1082         |         | 23 | 25 | 56,45 | 90   | 53,7 |      |    |     |   | 11  | 3   |     |  |
| <b>Espace III (JE) '96-'02</b>  |   |  | L/R |  |  | NOTE | METELLI ref.    | ABS     | A  | B  | C     | D    | E    | F    | H  | I   | L | M   | Fig |     |  |
| 2.0 (JE0A) (80-84 kW) Eng. F3R728/ 729/ 742/ 768/ 769                           |  | 96-   | L   |   |   | +ABS | 17-0323         | 44      | 27 |    |       | 90   |      |      |    | 90  |   | 729 | s7  |     |  |
|   |   | 96-   | R   |   |   | +ABS | 17-0324         | 44      | 27 |    |       | 90   |      |      |    | 90  |   | 772 | s20 |     |  |
| 2.0 16v (JE0L, JE0N) (89-103-120-124 kW) Eng. F4R700/ 701                       |  | 98-   | L   |   |   | +ABS | 17-0323         | 44      | 27 |    |       | 90   |      |      |    | 90  |   | 729 | s7  |     |  |
|   |   | 98-   | R   |   |   | +ABS | 17-0324         | 44      | 27 |    |       | 90   |      |      |    | 90  |   | 772 | s20 |     |  |
| 2.2 DT (JE0E, H, P) (83 kW) Eng. G8T714/ 716/ 740/ 760                          |  | 96-00   | L   |   |   | +ABS | 17-0313         | 44      | 27 |    | 39    | 90   | 83   | 37   | 90 |     |   | 620 | s7  |     |  |
|   |   | 96-00   | R   |   |   | +ABS | 17-0314         | 44      | 27 |    | 39    | 90   | 83   | 37   | 90 | 422 |   | 978 | s6  |     |  |
| <b>Espace IV (JK0) '02-</b>   |   |  | L/R |  |  | NOTE | METELLI ref.    | ABS     | A  | B  | C     | D    | E    | F    | H  | I   | L | M   | Fig |     |  |
| 2.0 (98 kW) Eng. F4R790   |  | 06-   |     |   | •   | M/T  | 13-0496         |         |    |    | 27    | 90   | 140  |      |    |     |   |     |     |     |  |
|   |  | 06-   |     |   | •   | M/T  | 15-1731         |         | 27 | 35 | 56,6  | 94,9 | 53   |      |    |     |   | 11  | 2   |     |  |














| <b>Espace IV (JK0) '02-</b>                                 |   |    | L/R |    |    | NOTE   | METELLI ref. | ABS | A  | B  | C     | D     | E    | F  | H    | I | L   | M  | Fig |  |
|---|---|---|-----|---|--|--------|--------------|-----|----|----|-------|-------|------|----|------|---|-----|----|-----|--|
| 2.0 DCi (110 kW) Eng. M9R760                                |    | 06-   |     | •   |  | 6Sp    | 13-0479      |     |    |    | 26    | 86    | 138  |    |      |   |     |    |     |  |
|   |    | 06-   |     | •   |  | 6Sp    | 15-1707      |     | 27 | 26 | 56,4  | 91,9  | 90,7 |    |      |   |     | 5  | 1   |  |
| 2.0 DCi (127 kW) Eng. M9R760                                |    | 06-   |     | •   |  | 6Sp    | 13-0479      |     |    |    | 26    | 86    | 138  |    |      |   |     |    |     |  |
|   |    | 06-   |     | •   |  | 6Sp    | 15-1707      |     | 27 | 26 | 56,4  | 91,9  | 90,7 |    |      |   |     | 5  | 1   |  |
| 2.2 DCi (HA6,HC6,HAB,HCB) (110 kW)<br>Eng. G9T702/ 742/ 743 |    | 02-   |     | •   |  |        | 13-0512      |     |    |    | 29,5  | 100,6 | 130  |    |      |   |     |    |     |  |
|   |    | 02-   |     | •   |  |        | 15-1576      |     | 27 | 37 | 56,7  | 103,5 | 52,4 |    |      |   |     | 11 | 2   |  |
| <b>Fluence '10-</b>   |   |    | L/R |    |    | NOTE   | METELLI ref. | ABS | A  | B  | C     | D     | E    | F  | H    | I | L   | M  | Fig |  |
| 1.5 DCi (81 kW) Eng. K9K836/ 837                            |    | 10-   |     | •   |  | 6Sp    | 13-0494      |     |    |    | 26    | 87    | 117  |    |      |   |     |    |     |  |
|   |    | 10-   |     | •   |  | 6Sp    | 15-1727      |     | 25 | 33 | 52,5  | 89,9  | 53,9 |    |      |   |     | 11 | 2   |  |
| 2.0 16v (103 kW) Eng. M4R714/ 751                           |    | 10-   |     | •   |  | 6Sp    | 13-0494      |     |    |    | 26    | 87    | 117  |    |      |   |     |    |     |  |
|   |    | 10-   |     | •   |  | 6Sp    | 15-1727      |     | 25 | 33 | 52,5  | 89,9  | 53,9 |    |      |   |     | 11 | 2   |  |
| <b>Fuego (136) '80-'85</b>                                  |   |    | L/R |    |    | NOTE   | METELLI ref. | ABS | A  | B  | C     | D     | E    | F  | H    | I | L   | M  | Fig |  |
| 1.4 (1360) (35-43-46 kW) Eng. 847720                        |    | 8/80-   | L/R |   |  |        | 17-0047      |     | 23 |    | 23    | 86,5  | 87   | 30 | 80,2 |   | 684 | s8 |     |  |
| 1.6 (1362) (66-68-71 kW) Eng. 843723/ 724/<br>A6M725/ 726   |    | 8/80-   | L/R |   |  |        | 17-0047      |     | 23 |    | 23    | 86,5  | 87   | 30 | 80,2 |   | 684 | s8 |     |  |
| 1.6 T. (1365) (97 kW) Eng. A5L750                           |    | 83-85   | L/R |   |  |        | 17-0107      |     | 23 |    | 23    | 90    | 84,5 | 34 | 80   |   | 680 | s8 |     |  |
| 2.0 (1363) (81 kW) Eng. 829710/ J6R710/ 712/<br>715/ 726    |    | 10/80-10/85   |     | •   |  | M/T    | 13-0072      |     |    |    | 22    | 83    | 79   |    |      |   |     |    |     |  |
|   |    | 10/80-10/85   |     | •   |  | M/T    | 15-1082      |     | 23 | 25 | 56,45 | 90    | 53,7 |    |      |   |     | 11 | 3   |  |
|   |    | 10/80-  | L/R |   |  |        | 17-0107      |     | 23 |    | 23    | 90    | 84,5 | 34 | 80   |   | 680 | s8 |     |  |
| 2.1 TD (1366) (44-48-53-66 kW) Eng. J8S712                  |   | 82-   | L/R |   |  |        | 17-0107      |     | 23 |    | 23    | 90    | 84,5 | 34 | 80   |   | 680 | s8 |     |  |
| <b>Grand Modus '08-</b>                                     |   |  | L/R |  |  | NOTE   | METELLI ref. | ABS | A  | B  | C     | D     | E    | F  | H    | I | L   | M  | Fig |  |
| 1.2 16v (55 kW) Eng. D4F740                                 |  | 08-   |     | •   |  | +/-ABS | 13-0348      |     |    |    | 20    | 68    | 100  |    |      |   |     |    |     |  |
|   |  | 08-   |     | •   |  | +/-ABS | 15-1503      |     | 23 | 28 | 49    | 76    | 50   |    |      |   |     | 11 | 2   |  |
| 1.2 16v TCE (74 kW) Eng. D4F784                             |  | 08-   |     | •   |  | +/-ABS | 13-0348      |     |    |    | 20    | 68    | 100  |    |      |   |     |    |     |  |
|   |  | 08-   |     | •   |  | M/T    | 13-0347      |     |    |    | 22    | 82    | 126  |    |      |   |     |    |     |  |
|   |  | 08-   |     | •   |  | +/-ABS | 15-1503      |     | 23 | 28 | 49    | 76    | 50   |    |      |   |     | 11 | 2   |  |
|   |   | 08-   |     | •   |  | M/T    | 15-1502      |     | 23 | 29 | 49    | 79,7  | 50,2 |    |      |   |     | 11 | 2   |  |
























| <b>Grand Modus '08-</b>                       |   |  | L/R |  |  | NOTE     | METELLI ref. | ABS | A  | B  | C     | D    | E    | F | H | I | L | M  | Fig |
|---|---|---|-----|---|---|----------|--------------|-----|----|----|-------|------|------|---|---|---|---|----|-----|
| 1.5 DCi (63 kW) Eng. K9K750                   |    | 08-   |     | •   |   | M/T, 5Sp | 13-0346      |     |    |    | 20    | 68   | 100  |   |   |   |   |    |     |
|   |   | 08-   |     | •   |   | M/T, 6Sp | 13-0430      |     |    |    | 26    | 87   | 117  |   |   |   |   |    |     |
|   |    | 08-   |     | •   |   | M/T, 5Sp | 15-1501      |     | 23 | 30 | 49    | 83,6 | 50   |   |   |   |   | 11 | 2   |
|   |   | 08-   |     | •   |   | M/T, 6Sp | 15-1650      |     | 25 | 32 | 52,65 | 87,8 | 54,1 |   |   |   |   | 11 | 2   |
| 1.5 DCi (76 kW) Eng. K9K772                   |    | 08-   |     | •   |   | M/T, 5Sp | 13-0346      |     |    |    | 20    | 68   | 100  |   |   |   |   |    |     |
|   |   | 08-   |     | •   |   | M/T, 6Sp | 13-0430      |     |    |    | 26    | 87   | 117  |   |   |   |   |    |     |
|   |    | 08-   |     | •   |   | M/T, 5Sp | 15-1501      |     | 23 | 30 | 49    | 83,6 | 50   |   |   |   |   | 11 | 2   |
|   |   | 08-   |     | •   |   | M/T, 6Sp | 15-1650      |     | 25 | 32 | 52,65 | 87,8 | 54,1 |   |   |   |   | 11 | 2   |
| 1.5 DCi (78 kW) Eng. K9K764                   |    | 08-   |     | •   |   | M/T, 5Sp | 13-0346      |     |    |    | 20    | 68   | 100  |   |   |   |   |    |     |
|   |   | 08-   |     | •   |   | M/T, 6Sp | 13-0430      |     |    |    | 26    | 87   | 117  |   |   |   |   |    |     |
|   |    | 08-   |     | •   |   | M/T, 5Sp | 15-1501      |     | 23 | 30 | 49    | 83,6 | 50   |   |   |   |   | 11 | 2   |
|   |   | 08-   |     | •   |   | M/T, 6Sp | 15-1650      |     | 25 | 32 | 52,65 | 87,8 | 54,1 |   |   |   |   | 11 | 2   |
| 1.6 16v (82 kW) Eng. K4M790                   |    | 08-   |     | •   |   |          | 13-0348      |     |    |    | 20    | 68   | 100  |   |   |   |   |    |     |
|   |    | 08-   |     | •   |   |          | 15-1503      |     | 23 | 28 | 49    | 76   | 50   |   |   |   |   | 11 | 2   |
| <b>Grand Scenic I (JM) '04-'08</b>            |   |  | L/R |  |  | NOTE     | METELLI ref. | ABS | A  | B  | C     | D    | E    | F | H | I | L | M  | Fig |
| 1.5 DCi (74 kW) Eng. K9K729                   |    | 04-   |     | •   |   |          | 13-0390      |     |    |    | 24    | 80   | 116  |   |   |   |   |    |     |
|   |    | 04-   |     | •   |   |          | 15-1579      |     | 25 | 30 | 52,7  | 83,7 | 52,1 |   |   |   |   | 11 | 2   |
| 1.5 DCi (78 kW) Eng. K9K732                   |    | 07-08   |     | •   |   |          | 13-0364      |     |    |    | 31    | 75   | 115  |   |   |   |   |    |     |
|   |    | 07-08   |     | •   |   |          | 15-1523      |     | 25 | 22 | 52,5  | 79,5 | 53,5 |   |   |   |   | 3  | 2   |
| 1.6 16v (83 kW) Eng. K4M761/ 782              |    | 04-08   |     | •   |   | M/T      | 13-0364      |     |    |    | 31    | 75   | 115  |   |   |   |   |    |     |
|   |  | 04-08   |     | •   |   | M/T      | 15-1523      |     | 25 | 22 | 52,5  | 79,5 | 53,5 |   |   |   |   | 3  | 2   |
| 1.9 DCi (60-68-75-77-81-88-96 kW) Eng. F9Q812 |  | 04-   |     | •   |   |          | 13-0361      |     |    |    | 22    | 82   | 126  |   |   |   |   |    |     |
|   |  | 04-   |     | •   |   |          | 15-1519      |     | 25 | 33 | 52,7  | 84   | 52,5 |   |   |   |   | 11 | 2   |
| 1.9 DCi (81 kW) Eng. F9Q804                   |  | 05-   |     | •   |   |          | 13-0361      |     |    |    | 22    | 82   | 126  |   |   |   |   |    |     |
|   |  | 05-   |     | •   |   |          | 15-1519      |     | 25 | 33 | 52,7  | 84   | 52,5 |   |   |   |   | 11 | 2   |
| 1.9 DCi (96 kW) Eng. F9Q804                   |  | 05-   |     | •   |   |          | 13-0361      |     |    |    | 22    | 82   | 126  |   |   |   |   |    |     |
|   |  | 05-   |     | •   |   |          | 15-1519      |     | 25 | 33 | 52,7  | 84   | 52,5 |   |   |   |   | 11 | 2   |
| 2.0 (99 kW) Eng. F4R770/ 771                  |  | 04-   |     | •   |   |          | 13-0361      |     |    |    | 22    | 82   | 126  |   |   |   |   |    |     |
|   |  | 04-   |     | •   |   |          | 15-1519      |     | 25 | 33 | 52,7  | 84   | 52,5 |   |   |   |   | 11 | 2   |
| 2.0 T. (120 kW) Eng. F4R776                   |  | 04-   |     | •   |   |          | 13-0361      |     |    |    | 22    | 82   | 126  |   |   |   |   |    |     |
|   |  | 04-   |     | •   |   |          | 15-1519      |     | 25 | 33 | 52,7  | 84   | 52,5 |   |   |   |   | 11 | 2   |










| Grand Scenic II (JZ) '08-                                |   |  | L/R        |  |  | NOTE | METELLI ref.           | ABS     | A  | B  | C    | D    | E    | F    | H     | I    | L  | M  | Fig |     |
|--|---|---|------------|---|--|------|------------------------|---------|----|----|------|------|------|------|-------|------|----|----|-----|-----|
| 1.4 16v (96 kW) Eng. H4J700                              |    | 09-   |            | •   |  |      | 13-0494                |         |    |    | 26   | 87   | 117  |      |       |      |    |    |     |     |
|  |    | 09-   |            | •   |  |      | 15-1727                |         | 25 | 33 | 52,5 | 89,9 | 53,9 |      |       |      |    | 11 | 2   |     |
| 1.6 16v (81 kW) Eng. K4M858/ 866                         |    | 09-   |            | •   |  |      | 13-0495                |         |    |    | 22   | 82   | 126  |      |       |      |    |    |     |     |
|  |    | 09-   |            | •   |  |      | 15-1728                |         | 25 | 23 | 52,5 | 82   | 54,9 |      |       |      |    | 5  | 1   |     |
| Kangoo I (KC0) '98-'07                                   |   |  | L/R        |  |  | NOTE | METELLI ref.           | ABS     | A  | B  | C    | D    | E    | F    | H     | I    | L  | M  | Fig |     |
| 1.2 (KC0A/K/F/1) (43 kW) Eng. D7F710/ 720/ 722/ 726/ 746 |    | 3/98-   |            | •   |  | +ABS | 13-0260                |         |    |    | 20   | 78   | 103  |      |       |      |    |    |     |     |
|  |    | 3/98-   |            | •   |  | +ABS | 15-1378                | 26      | 21 | 30 | 52,2 | 84   | 51   |      |       |      |    | 11 | 2   |     |
|  |    |   | 11/02-     | L   |  |      | +ABS, G.Box:JB1/3      | 17-0786 | 44 | 21 |      |      | 84   |      | 29,94 | 85,3 |    |    | 630 | s7  |
|  |   |   | 11/02-     | R   |  |      | +ABS, G.Box:JB1/3      | 17-0787 | 44 | 21 | 23   |      | 84   | 80   |       | 85,3 | 40 |    | 725 | s8  |
|  |   |   | 3/98-10/02 | L   |  |      | +ABS, M/T, G.Box:JB1/3 | 17-0397 | 26 | 21 |      |      | 86   |      | 30    | 85   |    |    | 626 | s7  |
|  |   |   | 3/98-10/02 | L   |  |      | -ABS, M/T, G.Box:JB1/3 | 17-0395 |    | 21 |      |      | 86   |      | 30    | 85   |    |    | 623 | s7  |
|  |   |   | 3/98-10/02 | R   |  |      | +ABS, G.Box:JB1/3      | 17-0398 | 26 | 21 |      |      | 86   | 79   |       | 85   |    |    | 718 | s20 |
|  |   |   | 3/98-10/02 | R   |  |      | -ABS, G.Box:JB1/3      | 17-0396 |    | 21 |      |      | 86   | 79   |       | 85   |    |    | 718 | s20 |
| 1.2 16v (KC03/5/6/T/W) (55 kW) Eng. D4F712/ 714/ 716     |    | 01-   |            | •   |  | +ABS | 13-0372                |         |    |    | 22   | 76   | 113  |      |       |      |    |    |     |     |
|  |    | 01-   |            | •   |  | +ABS | 15-1542                | 44      | 23 | 30 | 57,3 | 85   | 50,8 |      |       |      |    | 11 | 2   |     |
|  |    |   | 01-10/02   | L   |  |      | +ABS, M/T, G.Box:JB1/3 | 17-0397 | 26 | 21 |      |      | 86   |      | 30    | 85   |    |    | 626 | s7  |
|  |   |   | 01-10/02   | L   |  |      | -ABS, M/T, G.Box:JB1/3 | 17-0395 |    | 21 |      |      | 86   |      | 30    | 85   |    |    | 623 | s7  |
|  |   |   | 01-10/02   | R   |  |      | +ABS, G.Box:JB1/3      | 17-0398 | 26 | 21 |      |      | 86   | 79   |       | 85   |    |    | 718 | s20 |
|  |   |   | 01-10/02   | R   |  |      | -ABS, G.Box:JB1/3      | 17-0396 |    | 21 |      |      | 86   | 79   |       | 85   |    |    | 718 | s20 |
|  |   |   | 11/02-     | L   |  |      | +ABS, G.Box:JB1/3      | 17-0786 | 44 | 21 |      |      | 84   |      | 29,94 | 85,3 |    |    | 630 | s7  |
|  |   |   | 11/02-     | R   |  |      | +ABS, G.Box:JB1/3      | 17-0787 | 44 | 21 | 23   |      | 84   | 80   |       | 85,3 | 40 |    | 725 | s8  |
| 1.4 (55 kW) Eng. E7J634/ 635/ 780                        |  | 3/98-   |            | •   |  | +ABS | 13-0260                |         |    |    | 20   | 78   | 103  |      |       |      |    |    |     |     |
|  |  | 3/98-   |            | •   |  | +ABS | 15-1378                | 26      | 21 | 30 | 52,2 | 84   | 51   |      |       |      |    | 11 | 2   |     |
|  |  |   | 3/98-      | L   |  |      | +ABS, M/T, G.Box:JB1/3 | 17-0397 | 26 | 21 |      |      | 86   |      | 30    | 85   |    |    | 626 | s7  |
|  |   |   | 3/98-      | L   |  |      | -ABS, M/T, G.Box:JB1/3 | 17-0395 |    | 21 |      |      | 86   |      | 30    | 85   |    |    | 623 | s7  |
|  |   |   | 3/98-      | R   |  |      | +ABS, M/T, G.Box:JB1/3 | 17-0432 | 26 | 21 |      | 23   | 86,5 | 83,5 | 30    | 85   |    |    | 724 | s8  |
|  |   |   | 3/98-      | R   |  |      | -ABS, M/T, G.Box:JB1/3 | 17-0169 |    | 21 |      | 23   | 86,5 | 83,5 | 30    | 85   |    |    | 724 | s8  |














| Kangoo I (KC0) '98-'07                    |    | L/R        |  |  | NOTE | METELLI ref.           | ABS     | A  | B  | C    | D    | E    | F    | H     | I    | L   | M   | Fig |   |
|---|---|------------|---|---|------|------------------------|---------|----|----|------|------|------|------|-------|------|-----|-----|-----|---|
| 1.4 (KC0C/H/B/M) (55 kW) Eng. K7J700/ 701 |    | 3/98-      |   | ●   | +ABS | 13-0260                |         |    |    | 20   | 78   | 103  |      |       |      |     |     |     |   |
|   |    | 3/98-      |   | ●   | +ABS | 15-1378                | 26      | 21 | 30 | 52,2 | 84   | 51   |      |       |      |     | 11  | 2   |   |
|   |    | 3/98-      | L   |   |      | +ABS, M/T, G.Box:JB1/3 | 17-0397 | 26 | 21 |      |      | 86   |      | 30    | 85   |     | 626 | s7  |   |
|   |   | 3/98-      | L   |   |      | -ABS, M/T, G.Box:JB1/3 | 17-0395 |    | 21 |      |      | 86   |      | 30    | 85   |     | 623 | s7  |   |
|   |   | 3/98-      | R   |   |      | +ABS, M/T, G.Box:JB1/3 | 17-0432 | 26 | 21 |      | 23   | 86,5 | 83,5 | 30    | 85   |     | 724 | s8  |   |
|   |   | 3/98-      | R   |   |      | -ABS, M/T, G.Box:JB1/3 | 17-0169 |    | 21 |      | 23   | 86,5 | 83,5 | 30    | 85   |     | 724 | s8  |   |
| 1.5 DCi (42 kW) Eng. K9K710               |    | 03-        |   | ●   | +ABS | 13-0372                |         |    |    | 22   | 76   | 113  |      |       |      |     |     |     |   |
|   |   | 12/05-4/06 |   | ●   | +ABS | 13-0445                |         |    |    | 20   | 78   | 103  |      |       |      |     |     |     |   |
|   |    | 03-        |   | ●   | +ABS | 15-1542                | 44      | 23 | 30 | 57,3 | 85   | 50,8 |      |       |      |     | 11  | 2   |   |
|   |   | 12/05-4/06 |   | ●   | +ABS | 15-1670                | 44      | 21 | 30 | 52,4 | 84,9 | 51,4 |      |       |      |     | 11  | 2   |   |
| 1.5 DCi (50 kW) Eng. K9K752               |    | 05-        |   | ●   | +ABS | 13-0372                |         |    |    | 22   | 76   | 113  |      |       |      |     |     |     |   |
|   |    | 05-        |   | ●   | +ABS | 15-1542                | 44      | 23 | 30 | 57,3 | 85   | 50,8 |      |       |      |     | 11  | 2   |   |
|   |    | 05-        | L   |   |      | +ABS, M/T              | 17-1038 | 44 | 23 |      | 26   | 84   | -    | -     | -    | 64  | 606 |     |   |
|   |   | 05-        | R   |   |      | +ABS, M/T              | 17-1039 | 44 | 23 |      | 26   | 84   | -    | -     | -    | 326 | 866 |     |   |
| 1.5 DCi (62 kW) Eng. K9K718               |    | 05-07      |   | ●   | +ABS | 13-0446                |         |    |    | 22   | 82   | 126  |      |       |      |     |     |     |   |
|   |    | 05-07      |   | ●   | +ABS | 15-1671                | 44      | 23 | 32 | 57,5 | 87,4 | 52   |      |       |      |     | 11  | 2   |   |
|   |    | 05-        | L   |   |      | +ABS, M/T              | 17-1038 | 44 | 23 |      | 26   | 84   | -    | -     | -    | 64  | 606 |     |   |
|   |   | 05-        | R   |   |      | +ABS, M/T              | 17-1039 | 44 | 23 |      | 26   | 84   | -    | -     | -    | 326 | 866 |     |   |
| 1.5 DCi (KC07) (48 kW) Eng. K9K700/ 704   |    | 01-        |   | ●   | +ABS | 13-0372                |         |    |    | 22   | 76   | 113  |      |       |      |     |     |     |   |
|   |   | 12/05-4/06 |   | ●   | +ABS | 13-0445                |         |    |    | 20   | 78   | 103  |      |       |      |     |     |     |   |
|   |   | 01-        |   |   | ●    | +ABS                   | 15-1542 | 44 | 23 | 30   | 57,3 | 85   | 50,8 |       |      |     |     | 11  | 2 |
|   |   | 12/05-4/06 |   |   | ●    | +ABS                   | 15-1670 | 44 | 21 | 30   | 52,4 | 84,9 | 51,4 |       |      |     |     | 11  | 2 |
|   |  | 01-10/02   | L   |   |      | +ABS, M/T, G.Box:JB1   | 17-0397 | 26 | 21 |      |      | 86   |      | 30    | 85   |     | 626 | s7  |   |
|   |   | 01-10/02   | L   |   |      | -ABS, M/T, G.Box:JB1   | 17-0395 |    | 21 |      |      | 86   |      | 30    | 85   |     | 623 | s7  |   |
|   |   | 01-10/02   | R   |   |      | +ABS, G.Box:JB1        | 17-0398 | 26 | 21 |      |      | 86   | 79   |       | 85   |     | 718 | s20 |   |
|   |   | 01-10/02   | R   |   |      | -ABS, G.Box:JB1        | 17-0396 |    | 21 |      |      | 86   | 79   |       | 85   |     | 718 | s20 |   |
|   |   | 11/02-     | L   |   |      | +ABS, G.Box:JB1/3      | 17-0786 | 44 | 21 |      |      | 84   |      | 29,94 | 85,3 |     | 630 | s7  |   |
|   |   | 11/02-     | R   |   |      | +ABS, G.Box:JB1/3      | 17-0787 | 44 | 21 | 23   |      | 84   | 80   |       | 85,3 | 40  | 725 | s8  |   |

















| Kangoo I (KC0) '98-'07                                |   |  | L/R |  |  | NOTE                                  | METELLI ref.                          | ABS     | A  | B  | C    | D    | E    | F    | H     | I    | L    | M   | Fig |     |  |
|---|---|---|-----|---|---|---------------------------------------|---------------------------------------|---------|----|----|------|------|------|------|-------|------|------|-----|-----|-----|--|
| 1.5 DCi (KC08/9) (60 kW) Eng. K9K702/ 710/ 722        |    | 02-07   |     | ●   |   | +ABS                                  | 13-0372                               |         |    |    | 22   | 76   | 113  |      |       |      |      |     |     |     |  |
|   |   | 12/05-4/06  |     | ●   |   | +ABS                                  | 13-0445                               |         |    |    | 20   | 78   | 103  |      |       |      |      |     |     |     |  |
|   |    | 02-07   |     | ●   |   | +ABS                                  | 15-1542                               | 44      | 23 | 30 | 57,3 | 85   | 50,8 |      |       |      |      |     | 11  | 2   |  |
|   |   | 12/05-4/06  |     | ●   |   | +ABS                                  | 15-1670                               | 44      | 21 | 30 | 52,4 | 84,9 | 51,4 |      |       |      |      |     | 11  | 2   |  |
|   |    | 11/02-07  | L   |   |   |                                       | +ABS, M/T, G.Box:JB1                  | 17-0865 | 44 | 23 |      |      | 83,6 |      | 30    | 86   |      |     | 630 | s7  |  |
|   |   | 11/02-07  | R   |   |   |                                       | +ABS, M/T, G.Box:JB1                  | 17-0866 | 44 | 23 | 23   |      | 83,6 | 78,5 |       | 86   | 40,2 | 721 | s8  |     |  |
|   |   | 7/02-10/02  | L   |   |   |                                       | +ABS, M/T, G.Box:JB1                  | 17-1035 | 26 | 23 |      | -    | 83,6 | -    | 30    | 86   | -    | 630 |     |     |  |
|   |   | 7/02-10/02  | R   |   |   |                                       | +ABS, M/T, G.Box:JB1                  | 17-1036 | 26 | 23 |      | 23   | 83,6 | -    | -     | 86   | -    | 721 |     |     |  |
| 1.6 16v, 4WD (KC0P/S/L) (70 kW) Eng. K4M750/ 752/ 753 |    | 01-07   | L   |   |   | +ABS, FWD, M/T, G.Box:JB1/3, Only 4WD | 17-0918                               | 44      | 23 |    |      | 82,3 |      | 30   | 84,8  |      |      | 639 | s7  |     |  |
|   |   | 01-07   | R   |   |   | +ABS, FWD, M/T, G.Box:JB1/3, Only 4WD | 17-0919                               | 44      | 23 | 23 |      | 82,3 | 69,9 |      | 84,8  | 35,5 | 740  | s8  |     |     |  |
|   |    | 01-10/02  | L   |   |   |                                       | +ABS, FWD, M/T, G.Box:JB1/3, Exc. 4WD | 17-0397 | 26 | 21 |      |      | 86   |      | 30    | 85   |      |     | 626 | s7  |  |
|   |   | 01-10/02  | L   |   |   |                                       | -ABS, FWD, M/T, G.Box:JB1/3, Exc. 4WD | 17-0395 |    | 21 |      |      | 86   |      | 30    | 85   |      |     | 623 | s7  |  |
|   |   | 01-10/02  | R   |   |   |                                       | +ABS, FWD, G.Box:JB1/3, Exc. 4WD      | 17-0398 | 26 | 21 |      |      | 86   | 79   |       | 85   |      |     | 718 | s20 |  |
|   |   | 01-10/02  | R   |   |   |                                       | -ABS, FWD, G.Box:JB1/3, Exc. 4WD      | 17-0396 |    | 21 |      |      | 86   | 79   |       | 85   |      |     | 718 | s20 |  |
|   |   | 11/02-  | L   |   |   |                                       | +ABS, G.Box:JB1/3, Exc. 4WD           | 17-0786 | 44 | 21 |      |      | 84   |      | 29,94 | 85,3 |      |     | 630 | s7  |  |
|   |   | 11/02-  | R   |   |   |                                       | +ABS, G.Box:JB1/3, Exc. 4WD           | 17-0787 | 44 | 21 | 23   |      | 84   | 80   |       | 85,3 | 40   | 725 | s8  |     |  |
| 1.9 D (KC0D) (40 kW) Eng. F8Q662                      |    | 3/98-   |     | ●   |   | +ABS                                  | 13-0260                               |         |    |    | 20   | 78   | 103  |      |       |      |      |     |     |     |  |
|   |   | 3/98-   |     | ●   |   | +ABS                                  | 15-1378                               | 26      | 21 | 30 | 52,2 | 84   | 51   |      |       |      |      |     | 11  | 2   |  |
|   |    | 3/98-   | L   |   |   |                                       | +ABS, M/T, G.Box:JB1                  | 17-0397 | 26 | 21 |      |      | 86   |      | 30    | 85   |      |     | 626 | s7  |  |
|   |   | 3/98-   | L   |   |   |                                       | -ABS, M/T, G.Box:JB1                  | 17-0395 |    | 21 |      |      | 86   |      | 30    | 85   |      |     | 623 | s7  |  |
|   |   | 3/98-   | R   |   |   |                                       | +ABS, M/T, G.Box:JB1                  | 17-0432 | 26 | 21 |      | 23   | 86,5 | 83,5 | 30    | 85   |      |     | 724 | s8  |  |
|   |   | 3/98-   | R   |   |   |                                       | -ABS, M/T, G.Box:JB1                  | 17-0169 |    | 21 |      | 23   | 86,5 | 83,5 | 30    | 85   |      |     | 724 | s8  |  |
| 1.9 D (KC0E/2/J/N) (47 kW) Eng. F8Q630/ 632           |  | 3/98-   | L   |   |   | +ABS, M/T, G.Box:JB1                  | 17-0397                               | 26      | 21 |    |      | 86   |      | 30   | 85    |      |      | 626 | s7  |     |  |
|   |   | 3/98-   | L   |   |   | -ABS, M/T, G.Box:JB1                  | 17-0395                               |         | 21 |    |      | 86   |      | 30   | 85    |      |      | 623 | s7  |     |  |
|   |   | 3/98-   | R   |   |   |                                       | +ABS, M/T, G.Box:JB1                  | 17-0432 | 26 | 21 |      | 23   | 86,5 | 83,5 | 30    | 85   |      |     | 724 | s8  |  |
|   |   | 3/98-   | R   |   |   |                                       | -ABS, M/T, G.Box:JB1                  | 17-0169 |    | 21 |      | 23   | 86,5 | 83,5 | 30    | 85   |      |     | 724 | s8  |  |
| 1.9 DCi 4WD (KC0V) (59 kW) Eng. F9Q782/ 790           |  | 01-07   | L   |   |   | +ABS, FWD, M/T, G.Box:JB1/3           | 17-0918                               | 44      | 23 |    |      | 82,3 |      | 30   | 84,8  |      |      | 639 | s7  |     |  |
|   |   | 01-07   | R   |   |   | +ABS, FWD, M/T, G.Box:JB1/3           | 17-0919                               | 44      | 23 | 23 |      | 82,3 | 69,9 |      | 84,8  | 35,5 | 740  | s8  |     |     |  |
| 1.9 DTi (KC0U) (59 kW) Eng. F9Q780                    |  | 00-10/02  | L   |   |   | +ABS, M/T, G.Box:JB1/3                | 17-0397                               | 26      | 21 |    |      | 86   |      | 30   | 85    |      |      | 626 | s7  |     |  |
|   |   | 00-10/02  | L   |   |   | -ABS, M/T, G.Box:JB1/3                | 17-0395                               |         | 21 |    |      | 86   |      | 30   | 85    |      |      | 623 | s7  |     |  |
|   |   | 00-10/02  | R   |   |   |                                       | +ABS, G.Box:JB1/3                     | 17-0398 | 26 | 21 |      |      | 86   | 79   |       | 85   |      |     | 718 | s20 |  |
|   |   | 00-10/02  | R   |   |   |                                       | -ABS, G.Box:JB1/3                     | 17-0396 |    | 21 |      |      | 86   | 79   |       | 85   |      |     | 718 | s20 |  |
|   |   | 11/02-  | L   |   |   |                                       | +ABS, G.Box:JB1/3                     | 17-0786 | 44 | 21 |      |      | 84   |      | 29,94 | 85,3 |      |     | 630 | s7  |  |
|   |   | 11/02-  | R   |   |   |                                       | +ABS, G.Box:JB1/3                     | 17-0787 | 44 | 21 | 23   |      | 84   | 80   |       | 85,3 | 40   | 725 | s8  |     |  |

# RENAULT




















| Kangoo II (KW0/1) '08-                        |   |  | L/R |  |  | NOTE  | METELLI ref.  | ABS     | A  | B  | C    | D     | E    | F  | H  | I  | L  | M   | Fig |     |
|---|---|---|-----|---|--|---|---|---------|----|----|------|-------|------|----|----|----|----|-----|-----|-----|
| 1.5 DCi (50 kW) Eng. K9K840                   |    | 08-   |     | •   |  |   | 13-0372   |         |    |    | 22   | 76    | 113  |    |    |    |    |     |     |     |
|   |    | 08-   |     | •   |  |   | 15-1542   | 44      | 23 | 30 | 57,3 | 85    | 50,8 |    |    |    |    | 11  | 2   |     |
| <b>Koleos '08-</b>                            |   |  | L/R |  |  | NOTE  | METELLI ref.  | ABS     | A  | B  | C    | D     | E    | F  | H  | I  | L  | M   | Fig |     |
| 2.0 DCi (110 kW) Eng. M9R832/ 833             |    | 08-   |     | •   |  | M/T+A/T   | 13-0471   |         |    |    | 26   | 86    | 138  |    |    |    |    |     |     |     |
|   |    | 08-   |     | •   |  | M/T+A/T   | 15-1698   |         | 29 | 36 | 56   | 101,3 | 60,1 |    |    |    |    | 5   | 2   |     |
| 2.0 DCi (127 kW) Eng. M9R830                  |    | 08-   |     | •   |  |   | 13-0471   |         |    |    | 26   | 86    | 138  |    |    |    |    |     |     |     |
|   |    | 08-   |     | •   |  |   | 15-1698   |         | 29 | 36 | 56   | 101,3 | 60,1 |    |    |    |    | 5   | 2   |     |
| <b>Laguna I (B56, 556) '93-'01</b>            |   |  | L/R |  |  | NOTE  | METELLI ref.  | ABS     | A  | B  | C    | D     | E    | F  | H  | I  | L  | M   | Fig |     |
| 1.6 16v (B568, B561) (79 kW) Eng. K4M720/ 724 |    | 97-01   |     | •   |  |   | 13-0415   |         |    |    | 22   | 82    | 126  |    |    |    |    |     |     |     |
|   |    | 97-01   |     | •   |  |   | 15-1632   |         | 23 | 32 | 56,2 | 87    | 51,2 |    |    |    |    | 11  | 2   |     |
|   |    | 97-01   | L   |   |  |   |   | 17-0413 |    | 23 |      |       | 86   |    | 30 | 84 |    |     | 706 | s7  |
|   |   | 97-01   | R   |   |  |   |   | 17-0414 |    | 23 |      |       | 86   |    | 30 | 84 | 86 | 747 | s20 |     |
| 1.8 (B560/S/T) (66 kW) Eng. F3P670/ 678       |    | 95-01   |     | •   |  | +/-ABS, Ch -950213                                      | 13-0165   |         |    |    | 26   | 86    | 138  |    |    |    |    |     |     |     |
|   |   | 95-01   |     | •   |  | +ABS, Ch -950213, ABS:44                                | 13-0208   |         |    |    | 25   | 90    | 107  |    |    |    |    |     |     |     |
|   |    | 95-01   |     | •   |  | +ABS, Ch -950213, ABS:30                                | 15-1336   | 30      | 23 | 25 | 56,3 | 90    | 51,4 |    |    |    |    |     | 11  | 3   |
|   |   | 95-01   |     | •   |  | +ABS, Ch -950213, ABS:44                                | 15-1422   | 44      | 23 | 25 | 56   | 90    | 52   |    |    |    |    |     | 3   | 3   |
|   |   | 95-01   |     | •   |  | -ABS, Ch -950213  | 15-1316   |         | 23 | 25 | 56,3 | 90    | 51,4 |    |    |    |    |     | 11  | 3   |
|   |  | 8/95-   | L   |   |  |   | +ABS, Ch 950214-, G.Box:JC5, Denti nucleo/Teeth race:29 | 17-0303 | 44 | 21 |      |       | 86   |    |    |    |    |     | 702 | s7  |
|   |   | 8/95-   | L   |   |  |   | -ABS, Ch 950214-, G.Box:JB3, Denti nucleo/Teeth race:29 | 17-0301 |    | 21 |      |       | 83,6 |    | 30 |    |    |     | 702 | s7  |
|   |   | 8/95-   | R   |   |  |   | +ABS, Ch 950214-, G.Box:JC5, Denti nucleo/Teeth race:29 | 17-0304 | 44 | 21 |      | 23    | 86   |    |    |    |    |     | 748 | s20 |
| 8/95-   |   | R   |     |   |  | -ABS, Ch 950214-, G.Box:JB3, Denti nucleo/Teeth race:29 | 17-0302   |         | 21 |    | 23   | 83,6  | 85,5 | 37 |    |    |    | 748 | s20 |     |

















| Laguna I (B56, 556) '93-'01                   |   |  | L/R |  |  | NOTE  | METELLI ref.  | ABS            | A  | B  | C    | D    | E    | F    | H  | I  | L  | M   | Fig |     |
|---|---|---|-----|---|---|---|---|----------------|----|----|------|------|------|------|----|----|----|-----|-----|-----|
| 1.8 (B56A/B/Z) (66-69-70 kW) Eng. F3P720/ 724 |    | 93-01   |     | ●   |   | +/-ABS, Ch -950213  | <b>13-0165</b>  |                |    |    | 26   | 86   | 138  |      |    |    |    |     |     |     |
|   |   | 93-01   |     | ●   |   | +ABS, Ch -950213, ABS:44                                    | <b>13-0208</b>  |                |    |    | 25   | 90   | 107  |      |    |    |    |     |     |     |
|   |    | 93-01   |     | ●   |   | +ABS, Ch -950213, ABS:30                                    | <b>15-1336</b>  | 30             | 23 | 25 | 56,3 | 90   | 51,4 |      |    |    |    |     | 11  | 3   |
|   |   | 93-01   |     | ●   |   | +ABS, Ch -950213, ABS:44                                    | <b>15-1422</b>  | 44             | 23 | 25 | 56   | 90   | 52   |      |    |    |    |     | 3   | 3   |
|   |   | 93-01   |     | ●   |   | -ABS, Ch -950213  | <b>15-1316</b>  |                | 23 | 25 | 56,3 | 90   | 51,4 |      |    |    |    |     | 11  | 3   |
|   |    | 5/95-   | L   |   |   |   | +ABS, Ch 950214-, G.Box:JC5, Denti nucleo/Teeth race:29     | <b>17-0303</b> | 44 | 21 |      |      | 86   |      |    |    |    |     | 702 | s7  |
|   |   | 5/95-   | L   |   |   |   | -ABS, Ch 950214-, G.Box:JB3, Denti nucleo/Teeth race:29     | <b>17-0301</b> |    | 21 |      |      | 83,6 |      | 30 |    |    |     | 702 | s7  |
|   |   | 5/95-   | L   |   |   |   | -ABS, Ch 950214-, G.Box:JB3/JC5, Denti nucleo/Teeth race:25 | <b>17-0589</b> |    | 21 |      |      | 90   |      |    | 83 |    |     | 702 | s7  |
|   |   | 5/95-   | R   |   |   |   | +ABS, Ch 950214-, G.Box:JC5, Denti nucleo/Teeth race:29     | <b>17-0304</b> | 44 | 21 |      | 23   | 86   |      |    |    |    |     | 748 | s20 |
|   |   | 5/95-   | R   |   |   |   | -ABS, Ch 950214-, G.Box:JB3, Denti nucleo/Teeth race:29     | <b>17-0302</b> |    | 21 |      | 23   | 83,6 | 85,5 | 37 |    |    |     | 748 | s20 |
|   |   | 5/95-   | R   |   |   |   | -ABS, Ch 950214-, G.Box:JB3/JC5, Denti nucleo/Teeth race:25 | <b>17-0590</b> |    | 21 |      |      | 90   |      |    | 83 |    |     | 748 | s8  |
|   |   | 93-4/95   | L   |   |   |   | +ABS, Ch -950213, G.Box:JB3-JC5, Denti nucleo/Teeth race:25 | <b>17-0299</b> | 44 | 23 |      |      | 90   |      | 30 | 83 |    |     | 700 | s7  |
|   |   | 93-4/95   | L   |   |   |   | -ABS, Ch -950213, G.Box:JB3-JC5, Denti nucleo/Teeth race:25 | <b>17-0297</b> |    | 23 |      |      | 90   |      | 30 | 83 |    |     | 700 | s7  |
|   |   | 93-4/95   | R   |   |   |   | +ABS, Ch -950213, G.Box:JB3-JC5, Denti nucleo/Teeth race:25 | <b>17-0300</b> | 44 | 23 |      | 23   | 90   | 85,5 | 37 | 83 |    |     | 745 | s20 |
| 93-4/95                                       |   | R   |     |   |   | -ABS, Ch -950213, G.Box:JB3-JC5, Denti nucleo/Teeth race:25 | <b>17-0298</b>  |                | 23 |    | 23   | 90   | 85,5 | 37   | 83 |    |    | 745 | s20 |     |
| 1.8 16v (B563, B564) (88 kW) Eng. F4P760      |    | 97-01   |     | ●   |   |   | <b>13-0415</b>  |                |    |    | 22   | 82   | 126  |      |    |    |    |     |     |     |
|   |   | 97-01   |     | ●   |   |   |   | <b>15-1632</b> |    | 23 | 32   | 56,2 | 87   | 51,2 |    |    |    |     | 11  | 2   |
|   |   | 98-01   | L   |   |   |   |   | <b>17-0413</b> |    | 23 |      |      | 86   |      | 30 | 84 |    |     | 706 | s7  |
|   |   | 98-01   | R   |   |   |   |   | <b>17-0414</b> |    | 23 |      |      | 86   |      | 30 | 84 | 86 |     | 747 | s20 |
| 1.9 DTi (B56J) (72 kW) Eng. F9Q710/ 716       |  | 97-   | L   |   |   |   | <b>17-0413</b>  |                | 23 |    |      | 86   |      | 30   | 84 |    |    | 706 | s7  |     |
|   |   | 97-   | R   |   |   |   |   | <b>17-0414</b> |    | 23 |      |      | 86   |      | 30 | 84 | 86 |     | 747 | s20 |




















| Laguna I (B56, 556) '93-'01                              |    | L/R     |  |  | NOTE  | METELLI ref.  | ABS     | A  | B  | C    | D  | E    | F    | H  | I   | L   | M   | Fig |     |
|--|---|---------|---|---|---|---|---------|----|----|------|----|------|------|----|-----|-----|-----|-----|-----|
| 2.0 (B56C/H/L/N) (70-80-83 kW) Eng. F3R611/722/ 723/ 768 |    | 93-01   | ●   |   | +/-ABS, Ch -950213  | 13-0165   |         |    |    | 26   | 86 | 138  |      |    |     |     |     |     |     |
|  |   | 93-01   | ●   |   | +ABS, Ch -950213, ABS:44                                    | 13-0208   |         |    |    | 25   | 90 | 107  |      |    |     |     |     |     |     |
|  |    | 93-01   | ●   |   | +ABS, Ch -950213, ABS:30                                    | 15-1336   | 30      | 23 | 25 | 56,3 | 90 | 51,4 |      |    |     |     |     | 11  | 3   |
|  |   | 93-01   | ●   |   | +ABS, Ch -950213, ABS:44                                    | 15-1422   | 44      | 23 | 25 | 56   | 90 | 52   |      |    |     |     |     | 3   | 3   |
|  |   | 93-01   | ●   |   | -ABS, Ch -950213  | 15-1316   |         | 23 | 25 | 56,3 | 90 | 51,4 |      |    |     |     |     | 11  | 3   |
|  |    | 5/95-   | L   |   |   | +ABS, Ch 950214-, G.Box:JC5, Denti nucleo/Teeth race:29     | 17-0303 | 44 | 21 |      |    | 86   |      |    |     |     |     | 702 | s7  |
|  |   | 5/95-   | L   |   |   | -ABS, Ch 950214-, G.Box:JB3, Denti nucleo/Teeth race:29     | 17-0301 |    | 21 |      |    | 83,6 |      | 30 |     |     |     | 702 | s7  |
|  |   | 5/95-   | R   |   |   | +ABS, Ch 950214-, G.Box:JC5, Denti nucleo/Teeth race:29     | 17-0304 | 44 | 21 |      | 23 | 86   |      |    |     |     |     | 748 | s20 |
|  |   | 5/95-   | R   |   |   | -ABS, Ch 950214-, G.Box:JB3, Denti nucleo/Teeth race:29     | 17-0302 |    | 21 |      | 23 | 83,6 | 85,5 | 37 |     |     |     | 748 | s20 |
|  |   | 7/95-   | L   |   |   | -ABS, Ch 950214-, G.Box:JB3/JC5, Denti nucleo/Teeth race:25 | 17-0589 |    | 21 |      |    | 90   |      |    |     | 83  |     | 702 | s7  |
|  |   | 7/95-   | R   |   |   | -ABS, Ch 950214-, G.Box:JB3/JC5, Denti nucleo/Teeth race:25 | 17-0590 |    | 21 |      |    | 90   |      |    |     | 83  |     | 748 | s8  |
|  |   | 93-4/95 | L   |   |   | +ABS, Ch -950213, G.Box:JB3-JC5, Denti nucleo/Teeth race:25 | 17-0299 | 44 | 23 |      |    | 90   |      | 30 | 83  |     |     | 700 | s7  |
|  |   | 93-4/95 | L   |   |   | -ABS, Ch -950213, G.Box:JB3-JC5, Denti nucleo/Teeth race:25 | 17-0297 |    | 23 |      |    | 90   |      | 30 | 83  |     |     | 700 | s7  |
|  |   | 93-4/95 | R   |   |   | +ABS, Ch -950213, G.Box:JB3-JC5, Denti nucleo/Teeth race:25 | 17-0300 | 44 | 23 |      | 23 | 90   | 85,5 | 37 | 83  |     |     | 745 | s20 |
| 93-4/95  |   | R       |   |   | -ABS, Ch -950213, G.Box:JB3-JC5, Denti nucleo/Teeth race:25 | 17-0298   |         | 23 |    | 23   | 90 | 85,5 | 37   | 83 |     |     | 745 | s20 |     |
| 2.0 16v (556A/B) (103 kW) Eng. F4R780                    |    | 97-01   | ●   |   |   | 13-0415   |         |    |    | 22   | 82 | 126  |      |    |     |     |     |     |     |
|  |    | 97-01   | ●   |   |   | 15-1632   |         | 23 | 32 | 56,2 | 87 | 51,2 |      |    |     |     |     | 11  | 2   |
| 2.0 16v (B56 D/M) (102-103 kW) Eng. N7Q700/704           |   | 95-01   | ●   |   | +/-ABS  | 13-0165   |         |    |    | 26   | 86 | 138  |      |    |     |     |     |     |     |
|  |   | 95-01   | ●   |   | +ABS, ABS:44  | 13-0208   |         |    |    | 25   | 90 | 107  |      |    |     |     |     |     |     |
|  |  | 95-01   | ●   |   | +ABS, ABS:30  | 15-1336   | 30      | 23 | 25 | 56,3 | 90 | 51,4 |      |    |     |     |     | 11  | 3   |
|  |   | 95-01   | ●   |   | +ABS, ABS:44  | 15-1422   | 44      | 23 | 25 | 56   | 90 | 52   |      |    |     |     |     | 3   | 3   |
|  |   | 95-01   | ●   |   | -ABS  | 15-1316   |         | 23 | 25 | 56,3 | 90 | 51,4 |      |    |     |     |     | 11  | 3   |
| 2.2 D (61 kW) Eng. G8T752/ 794                           |  | 96-01   | ●   |   | +/-ABS  | 13-0165   |         |    |    | 26   | 86 | 138  |      |    |     |     |     |     |     |
|  |   | 96-01   | ●   |   | +ABS, ABS:44  | 13-0208   |         |    |    | 25   | 90 | 107  |      |    |     |     |     |     |     |
|  |  | 96-01   | ●   |   | +ABS, ABS:30  | 15-1336   | 30      | 23 | 25 | 56,3 | 90 | 51,4 |      |    |     |     |     | 11  | 3   |
|  |   | 96-01   | ●   |   | +ABS, ABS:44  | 15-1422   | 44      | 23 | 25 | 56   | 90 | 52   |      |    |     |     |     | 3   | 3   |
|  |   | 96-01   | ●   |   | -ABS  | 15-1316   |         | 23 | 25 | 56,3 | 90 | 51,4 |      |    |     |     |     | 11  | 3   |
|  |  | 96-01   | L   |   |   | +ABS, G.Box:JC5   | 17-0307 | 44 | 23 |      |    | 90   |      | 30 | 83  |     |     | 659 | s7  |
|  |   | 96-01   | L   |   |   | -ABS, G.Box:JC5   | 17-0305 |    | 23 |      |    | 90   |      | 30 | 83  |     |     | 659 | s7  |
| 96-01  |   | R       |   |   | +ABS, G.Box:JC5   | 17-0308   | 44      | 23 |    |      | 90 |      | 37   | 83 | 254 | 795 | s6  |     |     |
| 96-01  |   | R       |   |   | -ABS, G.Box:JC5   | 17-0306   |         | 23 |    |      | 90 |      | 37   | 83 | 254 | 795 | s6  |     |     |





























| <b>Laguna I (B56, 556) '93-'01</b>  |   |  | L/R   |  |  | NOTE                         | METELLI ref.                 | ABS            | A  | B  | C  | D    | E    | F    | H  | I   | L   | M   | Fig |    |   |
|---|---|---|-------|---|--|------------------------------|------------------------------|----------------|----|----|----|------|------|------|----|-----|-----|-----|-----|----|---|
| 2.2 D (B56F/2) (61 kW) Eng. G8T706/ 790   |    | 93-01   |       | ●   |  | +/-ABS                       | <b>13-0165</b>               |                |    |    | 26 | 86   | 138  |      |    |     |     |     |     |    |   |
|   |   | 93-01   |       | ●   |  | +ABS, ABS:44                 | <b>13-0208</b>               |                |    |    | 25 | 90   | 107  |      |    |     |     |     |     |    |   |
|   |    | 93-01   |       | ●   |  |                              | +ABS, ABS:30                 | <b>15-1336</b> | 30 | 23 | 25 | 56,3 | 90   | 51,4 |    |     |     |     |     | 11 | 3 |
|   |   | 93-01   |       | ●   |  |                              | +ABS, ABS:44                 | <b>15-1422</b> | 44 | 23 | 25 | 56   | 90   | 52   |    |     |     |     |     | 3  | 3 |
|   |   | 93-01   |       | ●   |  |                              | -ABS                         | <b>15-1316</b> |    | 23 | 25 | 56,3 | 90   | 51,4 |    |     |     |     |     | 11 | 3 |
|   |    | 93-01   | L     |   |  |                              | +ABS, G.Box:JC5              | <b>17-0307</b> | 44 | 23 |    |      | 90   |      | 30 | 83  |     |     | 659 | s7 |   |
|   |   | 93-01   | L     |   |  |                              | -ABS, G.Box:JC5              | <b>17-0305</b> |    | 23 |    |      | 90   |      | 30 | 83  |     |     | 659 | s7 |   |
|   |   | 93-01   | R     |   |  |                              | +ABS, G.Box:JC5              | <b>17-0308</b> | 44 | 23 |    |      | 90   |      | 37 | 83  | 254 | 795 | s6  |    |   |
|   |   | 93-01   | R     |   |  |                              | -ABS, G.Box:JC5              | <b>17-0306</b> |    | 23 |    |      | 90   |      | 37 | 83  | 254 | 795 | s6  |    |   |
|   | 2.2 DT (B569) (83 kW) Eng. G8T714/ 716/ 740/ 760                                    |  | 96-01 |   | ●  |                              | +/-ABS                       | <b>13-0165</b> |    |    |    | 26   | 86   | 138  |    |     |     |     |     |    |   |
| 96-01   |   |   |       | ●   |  |                              | +ABS, ABS:44                 | <b>13-0208</b> |    |    |    | 25   | 90   | 107  |    |     |     |     |     |    |   |
|  |   | 96-01   |       | ●   |  |                              | +ABS                         | <b>15-1336</b> | 30 | 23 | 25 | 56,3 | 90   | 51,4 |    |     |     |     |     | 11 | 3 |
|   |   | 96-01   |       | ●   |  |                              | +ABS, ABS:44                 | <b>15-1422</b> | 44 | 23 | 25 | 56   | 90   | 52   |    |     |     |     |     | 3  | 3 |
|   |   | 96-01   |       | ●   |  |                              | -ABS                         | <b>15-1316</b> |    | 23 | 25 | 56,3 | 90   | 51,4 |    |     |     |     |     | 11 | 3 |
|  |   | 96-01   | L     |   |  |                              | +ABS, M/T+A/T, G.Box:AD8/PK1 | <b>17-0319</b> | 44 | 23 |    |      | 90   |      | 37 | 83  |     |     | 591 | s7 |   |
|   |   | 96-01   | R     |   |  |                              | +ABS, M/T+A/T, G.Box:AD8/PK1 | <b>17-0320</b> | 44 | 23 |    | 39   | 90   | 82,9 |    | 83  | 422 | 951 | s4  |    |   |
| 3.0 (B56E/R, B565) (123 kW) Eng. Z7X760/ 765                                      |    | 93-   | L     |   |  | +ABS, M/T+A/T, G.Box:AD8/PK1 | <b>17-0319</b>               | 44             | 23 |    |    | 90   |      | 37   | 83 |     |     | 591 | s7  |    |   |
|   |   | 93-   | R     |   |  | +ABS, M/T+A/T, G.Box:AD8/PK1 | <b>17-0320</b>               | 44             | 23 |    | 39 | 90   | 82,9 |      | 83 | 422 | 951 | s4  |     |    |   |
| 3.0 24v (B56V) (140 kW) Eng. L7X700/ 701  |    | 93-   | L     |   |  | +ABS, M/T+A/T, G.Box:AD8/PK1 | <b>17-0319</b>               | 44             | 23 |    |    | 90   |      | 37   | 83 |     |     | 591 | s7  |    |   |
|   |   | 93-   | R     |   |  | +ABS, M/T+A/T, G.Box:AD8/PK1 | <b>17-0320</b>               | 44             | 23 |    | 39 | 90   | 82,9 |      | 83 | 422 | 951 | s4  |     |    |   |
| <b>Laguna I (K56) SW '95-'01</b>  |   |  | L/R   |  |  | NOTE                         | METELLI ref.                 | ABS            | A  | B  | C  | D    | E    | F    | H  | I   | L   | M   | Fig |    |   |
| 1.6 16v (K568) (79 kW) Eng. K4M720/ 724   |  | 97-01   |       | ●   |  |                              | <b>13-0415</b>               |                |    |    | 22 | 82   | 126  |      |    |     |     |     |     |    |   |
|   |   | 97-01   |       | ●   |  |                              |                              | <b>15-1632</b> |    | 23 | 32 | 56,2 | 87   | 51,2 |    |     |     |     |     | 11 | 2 |
|   |  | 97-01   | L     |   |  |                              |                              | <b>17-0413</b> |    | 23 |    |      | 86   |      | 30 | 84  |     |     | 706 | s7 |   |
|   |   | 97-01   | R     |   |  |                              |                              | <b>17-0414</b> |    | 23 |    |      | 86   |      | 30 | 84  | 86  | 747 | s20 |    |   |


























































| Laguna I (K56) SW '95-'01                     |    | L/R   |  |  | NOTE  | METELLI ref.  | ABS            | A  | B  | C    | D    | E    | F    | H  | I   | L   | M   | Fig |  |  |
|---|---|-------|---|---|---|---|----------------|----|----|------|------|------|------|----|-----|-----|-----|-----|--|--|
| 1.8 (K56S/T/0) (66 kW) Eng. F3P670/ 678       |    | 9/95- |   | ●   | -ABS, Ch 950214-, G.box:JB3/JC5, Axle Teeth number 25 | <b>13-0164</b>  |                |    |    | 22   | 80   | 83   |      |    |     |     |     |     |  |  |
|   |    | 9/95- |   | ●   | -ABS, Ch 950214-, G.box:JB3/JC5, Axle Teeth number 25 | <b>15-1204</b>  |                | 21 | 25 | 56,3 | 90   | 54   |      |    |     |     | 11  | 3   |  |  |
|   |    | 95-   | L   |   |   | +ABS, Ch 950214-, G.Box:JC5, Denti nucleo/Teeth race:29     | <b>17-0303</b> | 44 | 21 |      |      | 86   |      |    |     |     | 702 | s7  |  |  |
|   |   | 95-   | L   |   |   | -ABS, Ch 950214-, G.Box:JB3, Denti nucleo/Teeth race:29     | <b>17-0301</b> |    | 21 |      |      | 83,6 |      | 30 |     |     | 702 | s7  |  |  |
|   |   | 95-   | L   |   |   | -ABS, Ch 950214-, G.Box:JB3/JC5, Denti nucleo/Teeth race:25 | <b>17-0589</b> |    | 21 |      |      | 90   |      |    | 83  |     | 702 | s7  |  |  |
|   |   | 95-   | R   |   |   | +ABS, Ch 950214-, G.Box:JC5, Denti nucleo/Teeth race:29     | <b>17-0304</b> | 44 | 21 |      | 23   | 86   |      |    |     |     | 748 | s20 |  |  |
|   |   | 95-   | R   |   |   | -ABS, Ch 950214-, G.Box:JB3, Denti nucleo/Teeth race:29     | <b>17-0302</b> |    | 21 |      | 23   | 83,6 | 85,5 | 37 |     |     | 748 | s20 |  |  |
| 95-   | R   |       |   | -ABS, Ch 950214-, G.Box:JB3/JC5, Denti nucleo/Teeth race:25                       | <b>17-0590</b>  |   | 21             |    |    | 90   |      |      |      | 83 | 748 | s8  |     |     |  |  |
| 1.8 (K56Z) (66-69 kW) Eng. F3P720/ 724        |    | 9/95- |   | ●   | -ABS, Ch 950214-, G.box:JB3/JC5, Axle Teeth number 25 | <b>13-0164</b>  |                |    |    | 22   | 80   | 83   |      |    |     |     |     |     |  |  |
|   |    | 9/95- |   | ●   | -ABS, Ch 950214-, G.box:JB3/JC5, Axle Teeth number 25 | <b>15-1204</b>  |                | 21 | 25 | 56,3 | 90   | 54   |      |    |     |     | 11  | 3   |  |  |
|   |    | 95-   | L   |   |   | +ABS, Ch 950214-, G.Box:JC5, Denti nucleo/Teeth race:29     | <b>17-0303</b> | 44 | 21 |      |      | 86   |      |    |     |     | 702 | s7  |  |  |
|   |   | 95-   | L   |   |   | -ABS, Ch 950214-, G.Box:JB3, Denti nucleo/Teeth race:29     | <b>17-0301</b> |    | 21 |      |      | 83,6 |      | 30 |     |     | 702 | s7  |  |  |
|   |   | 95-   | R   |   |   | +ABS, Ch 950214-, G.Box:JC5, Denti nucleo/Teeth race:29     | <b>17-0304</b> | 44 | 21 |      | 23   | 86   |      |    |     |     | 748 | s20 |  |  |
| 95-   | R   |       |   | -ABS, Ch 950214-, G.Box:JB3, Denti nucleo/Teeth race:29                           | <b>17-0302</b>  |   | 21             |    | 23 | 83,6 | 85,5 | 37   |      |    | 748 | s20 |     |     |  |  |
| 1.8 16v (K563, K564) (88 kW) Eng. F4P760      |    | 98-01 |   | ●   |   | <b>13-0415</b>  |                |    |    | 22   | 82   | 126  |      |    |     |     |     |     |  |  |
|   |   | 98-01 |   | ●   |   | <b>15-1632</b>  |                | 23 | 32 | 56,2 | 87   | 51,2 |      |    |     |     | 11  | 2   |  |  |
|   |  | 98-01 | L   |   |   |   | <b>17-0413</b> |    | 23 |      |      | 86   |      | 30 | 84  |     | 706 | s7  |  |  |
|   |   | 98-01 | R   |   |   |   | <b>17-0414</b> |    | 23 |      |      | 86   |      | 30 | 84  | 86  | 747 | s20 |  |  |
| 1.9 DTi (K56J) (72 kW) Eng. F9Q710/ 716       |  | 97-   | L   |   | -ABS  | <b>17-0413</b>  |                | 23 |    |      | 86   |      | 30   | 84 |     | 706 | s7  |     |  |  |
|   | 97-   | R     |   |   | -ABS  | <b>17-0414</b>  |                | 23 |    |      | 86   |      | 30   | 84 | 86  | 747 | s20 |     |  |  |
| 2.0 (K56C/H) (80-84 kW) Eng. F3R722/ 723/ 768 |  | 9/95- |   | ●   | -ABS, Ch 950214-, G.box:JB3/JC5, Axle Teeth number 25 | <b>13-0164</b>  |                |    |    | 22   | 80   | 83   |      |    |     |     |     |     |  |  |
|   |  | 9/95- |   | ●   | -ABS, Ch 950214-, G.box:JB3/JC5, Axle Teeth number 25 | <b>15-1204</b>  |                | 21 | 25 | 56,3 | 90   | 54   |      |    |     |     | 11  | 3   |  |  |
|   |  | 7/95- | L   |   |   | -ABS, Ch 950214-, G.Box:JB3/JC5, Denti nucleo/Teeth race:25 | <b>17-0589</b> |    | 21 |      |      | 90   |      |    | 83  |     | 702 | s7  |  |  |
|   |   | 7/95- | R   |   |   | -ABS, Ch 950214-, G.Box:JB3/JC5, Denti nucleo/Teeth race:25 | <b>17-0590</b> |    | 21 |      |      | 90   |      |    | 83  |     | 748 | s8  |  |  |
| 2.0 16v (A56A/B) (103 kW) Eng. F4R780         |  | 99-01 |   | ●   |   | <b>13-0415</b>  |                |    |    | 22   | 82   | 126  |      |    |     |     |     |     |  |  |
|   |  | 99-01 |   | ●   |   | <b>15-1632</b>  |                | 23 | 32 | 56,2 | 87   | 51,2 |      |    |     |     | 11  | 2   |  |  |
|   |  | 99-01 | L   |   |   |   | <b>17-0413</b> |    | 23 |      |      | 86   |      | 30 | 84  |     | 706 | s7  |  |  |
|   |   | 99-01 | R   |   |   |   | <b>17-0414</b> |    | 23 |      |      | 86   |      | 30 | 84  | 86  | 747 | s20 |  |  |















| Laguna I (K56) SW '95-'01   |    | L/R   |  |  | NOTE                         | METELLI ref.    | ABS     | A  | B  | C    | D    | E    | F  | H   | I   | L   | M   | Fig |    |  |
|---|---|-------|---|---|------------------------------|-----------------|---------|----|----|------|------|------|----|-----|-----|-----|-----|-----|----|--|
| 2.0 16v (K56 D/M) (102 kW) Eng. N7Q700/ 704   |    | 95-01 |   | ●   | +/-ABS                       | 13-0165         |         |    |    | 26   | 86   | 138  |    |     |     |     |     |     |    |  |
|   |   | 95-01 |   | ●   | +ABS, ABS:44                 | 13-0208         |         |    |    | 25   | 90   | 107  |    |     |     |     |     |     |    |  |
|   |    | 95-01 |   | ●   | +ABS, ABS:30                 | 15-1336         | 30      | 23 | 25 | 56,3 | 90   | 51,4 |    |     |     |     |     | 11  | 3  |  |
|   |   | 95-01 |   | ●   | +ABS, ABS:44                 | 15-1422         | 44      | 23 | 25 | 56   | 90   | 52   |    |     |     |     |     | 3   | 3  |  |
|   |   | 95-01 |   | ●   | -ABS                         | 15-1316         |         | 23 | 25 | 56,3 | 90   | 51,4 |    |     |     |     |     | 11  | 3  |  |
| 2.2 D (61 kW) Eng. G8T752/ 794  |    | 96-01 |   | ●   | +/-ABS                       | 13-0165         |         |    |    | 26   | 86   | 138  |    |     |     |     |     |     |    |  |
|   |   | 96-01 |   | ●   | +ABS, ABS:44                 | 13-0208         |         |    |    | 25   | 90   | 107  |    |     |     |     |     |     |    |  |
|   |    | 96-01 |   | ●   | +ABS, ABS:30                 | 15-1336         | 30      | 23 | 25 | 56,3 | 90   | 51,4 |    |     |     |     |     | 11  | 3  |  |
|   |   | 96-01 |   | ●   | +ABS, ABS:44                 | 15-1422         | 44      | 23 | 25 | 56   | 90   | 52   |    |     |     |     |     | 3   | 3  |  |
|   |   | 96-01 |   | ●   | -ABS                         | 15-1316         |         | 23 | 25 | 56,3 | 90   | 51,4 |    |     |     |     |     | 11  | 3  |  |
|   |    | 96-01 | L   |   |                              | G.Box:JC5       | 17-0305 |    | 23 |      |      | 90   |    | 30  | 83  |     |     | 659 | s7 |  |
|   |   | 96-01 | L   |   |                              | +ABS, G.Box:JC5 | 17-0307 | 44 | 23 |      |      | 90   |    | 30  | 83  |     |     | 659 | s7 |  |
|   |   | 96-01 | R   |   |                              | G.Box:JC5       | 17-0306 |    | 23 |      |      | 90   |    | 37  | 83  | 254 | 795 | s6  |    |  |
| 96-01   |   | R     |   |   | +ABS, G.Box:JC5              | 17-0308         | 44      | 23 |    |      | 90   |      | 37 | 83  | 254 | 795 | s6  |     |    |  |
| 2.2 D (K56F/2, S56F) (61 kW) Eng. G8T706/ 790                                       |    | 95-01 |   | ●   | +/-ABS                       | 13-0165         |         |    |    | 26   | 86   | 138  |    |     |     |     |     |     |    |  |
|   |   | 95-01 |   | ●   | +ABS, ABS:44                 | 13-0208         |         |    |    | 25   | 90   | 107  |    |     |     |     |     |     |    |  |
|   |    | 95-01 |   | ●   | +ABS, ABS:30                 | 15-1336         | 30      | 23 | 25 | 56,3 | 90   | 51,4 |    |     |     |     |     | 11  | 3  |  |
|   |   | 95-01 |   | ●   | +ABS, ABS:44                 | 15-1422         | 44      | 23 | 25 | 56   | 90   | 52   |    |     |     |     |     | 3   | 3  |  |
|   |   | 95-01 |   | ●   | -ABS                         | 15-1316         |         | 23 | 25 | 56,3 | 90   | 51,4 |    |     |     |     |     | 11  | 3  |  |
|   |   | 95-01 | L   |   |                              | G.Box:JC5       | 17-0305 |    | 23 |      |      | 90   |    | 30  | 83  |     |     | 659 | s7 |  |
|   |   | 95-01 | L   |   |                              | +ABS, G.Box:JC5 | 17-0307 | 44 | 23 |      |      | 90   |    | 30  | 83  |     |     | 659 | s7 |  |
|   |   | 95-01 | R   |   |                              | G.Box:JC5       | 17-0306 |    | 23 |      |      | 90   |    | 37  | 83  | 254 | 795 | s6  |    |  |
| 95-01   |   | R     |   |   | +ABS, G.Box:JC5              | 17-0308         | 44      | 23 |    |      | 90   |      | 37 | 83  | 254 | 795 | s6  |     |    |  |
| 2.2 DT (K569) (83 kW) Eng. G8T714/ 716/ 740/ 760                                    |  | 96-01 |   | ●   | +/-ABS                       | 13-0165         |         |    |    | 26   | 86   | 138  |    |     |     |     |     |     |    |  |
|   |   | 96-01 |   | ●   | +ABS, ABS:44                 | 13-0208         |         |    |    | 25   | 90   | 107  |    |     |     |     |     |     |    |  |
|   |  | 96-01 |   | ●   | +ABS                         | 15-1336         | 30      | 23 | 25 | 56,3 | 90   | 51,4 |    |     |     |     |     | 11  | 3  |  |
|   |   | 96-01 |   | ●   | +ABS, ABS:44                 | 15-1422         | 44      | 23 | 25 | 56   | 90   | 52   |    |     |     |     |     | 3   | 3  |  |
|   |   | 96-01 |   | ●   | -ABS                         | 15-1316         |         | 23 | 25 | 56,3 | 90   | 51,4 |    |     |     |     |     | 11  | 3  |  |
|  | 96-01   | L     |   |   | +ABS, M/T+A/T, G.Box:AD8/PK1 | 17-0319         | 44      | 23 |    |      | 90   |      | 37 | 83  |     |     | 591 | s7  |    |  |
|   | 96-01   | R     |   |   | +ABS, M/T+A/T, G.Box:AD8/PK1 | 17-0320         | 44      | 23 | 39 | 90   | 82,9 |      | 83 | 422 | 951 | s4  |     |     |    |  |
| 3.0 (K56R, K565) (123 kW) Eng. Z7X760/ 765  |  | 93-   | L   |   | +ABS, M/T+A/T, G.Box:AD8/PK1 | 17-0319         | 44      | 23 |    |      | 90   |      | 37 | 83  |     |     | 591 | s7  |    |  |
|   |   | 93-   | R   |   | +ABS, M/T+A/T, G.Box:AD8/PK1 | 17-0320         | 44      | 23 | 39 | 90   | 82,9 |      | 83 | 422 | 951 | s4  |     |     |    |  |
| 3.0 24v (K56V) (140 kW) Eng. L7X700/ 701  |  | 93-   | L   |   | +ABS, M/T+A/T, G.Box:AD8/PK1 | 17-0319         | 44      | 23 |    |      | 90   |      | 37 | 83  |     |     | 591 | s7  |    |  |
|   |   | 93-   | R   |   | +ABS, M/T+A/T, G.Box:AD8/PK1 | 17-0320         | 44      | 23 | 39 | 90   | 82,9 |      | 83 | 422 | 951 | s4  |     |     |    |  |



















| Laguna II (B74) '01-'07                                      |    | L/R   |  |  | NOTE           | METELLI ref. | ABS | A  | B  | C    | D    | E    | F  | H   | I   | L  | M  | Fig |
|--|---|-------|---|---|----------------|--------------|-----|----|----|------|------|------|----|-----|-----|----|----|-----|
| 1.6 16v (82 kW) Eng. K4M716                                  |    | 05-   | L   |   | M/T            | 17-1031      |     | 27 | -  | 82   | -    | 30   | 92 | -   | 721 |    |    |     |
|  |   | 05-   | R   |   | M/T            | 17-1032      |     | 27 | 23 | 82   | 78,5 | 30   | 92 | 186 | 795 |    |    |     |
| 1.6 16v (BG0A/L) (70-79 kW) Eng. K4M710/ 711                 |    | 01-   |   | ●   |                | 13-0389      |     |    | 22 | 82   | 126  |      |    |     |     |    |    |     |
|  |   | 01-   |   | ●   |                | 15-1574      |     | 27 | 32 | 56,7 | 87,8 | 52,5 |    |     |     |    | 11 | 2   |
|  |    | 3/01- | L   |   | M/T            | 17-1031      |     | 27 | -  | 82   | -    | 30   | 92 | -   | 721 |    |    |     |
|  |   | 3/01- | R   |   | M/T            | 17-1032      |     | 27 | 23 | 82   | 78,5 | 30   | 92 | 186 | 795 |    |    |     |
| 1.8 16v (BG0J) (85-88-89 kW) Eng. F4P770/ 771/ 773/ 774/ 775 |    | 01-   |   | ●   |                | 13-0389      |     |    | 22 | 82   | 126  |      |    |     |     |    |    |     |
|  |   | 01-   |   | ●   |                | 15-1574      |     | 27 | 32 | 56,7 | 87,8 | 52,5 |    |     |     |    | 11 | 2   |
|  |    | 01-07 | L   |   | M/T, G.Box:JR5 | 17-0863      |     | 27 |    | 87,6 |      | 30   | 92 |     | 721 |    |    |     |
|  |   | 01-07 | R   |   | M/T, G.Box:JR5 | 17-0864      |     | 27 | 23 | 87,6 | 68   | 29,7 | 92 | 186 | 800 | s4 |    |     |
| 1.9 DCi (68 kW) Eng. F9Q664                                  |    | 04-   |   | ●   |                | 13-0363      |     |    | 27 | 92   | 136  |      |    |     |     |    |    |     |
|  |   | 04-   |   | ●   |                | 15-1522      |     | 27 | 35 | 56,7 | 95,1 | 52,4 |    |     |     |    | 11 | 2   |
| 1.9 DCi (79-81 kW) Eng. F9Q674/ 718/ 754                     |    | 05-07 |   | ●   |                | 13-0363      |     |    | 27 | 92   | 136  |      |    |     |     |    |    |     |
|  |   | 05-07 |   | ●   |                | 15-1522      |     | 27 | 35 | 56,7 | 95,1 | 52,4 |    |     |     |    | 11 | 2   |
|  |    | 05-07 | L   |   | M/T, 5-6Sp     | 17-0871      |     | 27 |    | 95   |      | 37   |    |     | 634 | s7 |    |     |
|  |   | 05-07 | R   |   | M/T, 5-6Sp     | 17-0873      |     | 27 | 39 | 95   | 89,1 |      | 91 | 363 | 976 | s4 |    |     |
| 1.9 DCi (96 kW) Eng. F9Q758/ 759                             |    | 05-07 |   | ●   |                | 13-0389      |     |    | 22 | 82   | 126  |      |    |     |     |    |    |     |
|  |   | 05-07 |   | ●   |                | 15-1574      |     | 27 | 32 | 56,7 | 87,8 | 52,5 |    |     |     |    | 11 | 2   |
| 1.9 DCi (BG0E) (77 kW) Eng. F9Q752                           |    | 01-07 |   | ●   |                | 13-0389      |     |    | 22 | 82   | 126  |      |    |     |     |    |    |     |
|  |   | 01-07 |   | ●   |                | 15-1574      |     | 27 | 32 | 56,7 | 87,8 | 52,5 |    |     |     |    | 11 | 2   |
|  |  | 01-07 | L   |   | M/T, 5-6Sp     | 17-0871      |     | 27 |    | 95   |      | 37   |    |     | 634 | s7 |    |     |
|  |   | 01-07 | R   |   | M/T, 5-6Sp     | 17-0872      |     | 27 | 39 | 95   | 81,5 |      | 91 | 363 | 969 | s4 |    |     |
| 1.9 DCi (BG0G) (88 kW) Eng. F9Q670/ 750/ 756                 |  | 01-07 |   | ●   |                | 13-0363      |     |    | 27 | 92   | 136  |      |    |     |     |    |    |     |
|  |   | 01-07 |   | ●   |                | 15-1522      |     | 27 | 35 | 56,7 | 95,1 | 52,4 |    |     |     |    | 11 | 2   |
|  |  | 01-07 | L   |   | M/T, 5-6Sp     | 17-0871      |     | 27 |    | 95   |      | 37   |    |     | 634 | s7 |    |     |
|  |   | 01-07 | R   |   | M/T, 5-6Sp     | 17-0873      |     | 27 | 39 | 95   | 89,1 |      | 91 | 363 | 976 | s4 |    |     |
| 1.9 DCi (BG0R) (74 kW) Eng. F9Q752, F9Q754                   |  | 01-   |   | ●   |                | 13-0389      |     |    | 22 | 82   | 126  |      |    |     |     |    |    |     |
|  |   | 01-   |   | ●   |                | 15-1574      |     | 27 | 32 | 56,7 | 87,8 | 52,5 |    |     |     |    | 11 | 2   |
| 2.0 16v (98-99 kW) Eng. F4R712/ 713/ 714/ 715                |  | 02-07 |   | ●   |                | 13-0389      |     |    | 22 | 82   | 126  |      |    |     |     |    |    |     |
|  |   | 02-07 |   | ●   |                | 15-1574      |     | 27 | 32 | 56,7 | 87,8 | 52,5 |    |     |     |    | 11 | 2   |
|  |  | 02-07 | L   |   | M/T, G.Box:JR5 | 17-0863      |     | 27 |    | 87,6 |      | 30   | 92 |     | 721 |    |    |     |
|  |   | 02-07 | R   |   | M/T, G.Box:JR5 | 17-0864      |     | 27 | 23 | 87,6 | 68   | 29,7 | 92 | 186 | 800 | s4 |    |     |

| <b>Laguna II (B74) '01-'07</b>                            |   |  | L/R |  |  | NOTE           | METELLI ref.   | ABS | A  | B    | C     | D     | E    | F    | H   | I   | L   | M   | Fig |  |
|---|---|---|-----|---|--|----------------|----------------|-----|----|------|-------|-------|------|------|-----|-----|-----|-----|-----|--|
| 2.0 16v IDE (BG0N/P) (103 kW) Eng. F5R700                 |    | 01-07   |     | ●   |  |                | <b>13-0389</b> |     |    |      | 22    | 82    | 126  |      |     |     |     |     |     |  |
|   |    | 01-07   |     | ●   |  |                | <b>15-1574</b> | 27  | 32 | 56,7 | 87,8  | 52,5  |      |      |     |     |     | 11  | 2   |  |
|   |    | 01-07   | L   |   |  | M/T, G.Box:JR5 | <b>17-0863</b> | 27  |    |      |       | 87,6  |      | 30   | 92  |     |     | 721 |     |  |
|   |   | 01-07   | R   |   |  | M/T, G.Box:JR5 | <b>17-0864</b> | 27  | 23 |      |       | 87,6  | 68   | 29,7 | 92  | 186 | 800 | s4  |     |  |
| 2.0 DCi (110 kW) Eng. M9R740                              |    | 05-   |     | ●   |  |                | <b>13-0512</b> |     |    |      | 29,5  | 100,6 | 130  |      |     |     |     |     |     |  |
|   |    | 05-   |     | ●   |  |                | <b>15-1576</b> | 27  | 37 | 56,7 | 103,5 | 52,4  |      |      |     |     |     | 11  | 2   |  |
| 2.2 DCi (102 kW) Eng. G9T600                              |    | 05-   |     | ●   |  |                | <b>13-0363</b> |     |    |      | 27    | 92    | 136  |      |     |     |     |     |     |  |
|   |    | 05-   |     | ●   |  |                | <b>15-1522</b> | 27  | 35 | 56,7 | 95,1  | 52,4  |      |      |     |     |     | 11  | 2   |  |
| 2.2 DCi (BG09) (85 kW) Eng. G9T600                        |    | 04-   |     | ●   |  |                | <b>13-0512</b> |     |    |      | 29,5  | 100,6 | 130  |      |     |     |     |     |     |  |
|   |    | 04-   |     | ●   |  |                | <b>15-1576</b> | 27  | 37 | 56,7 | 103,5 | 52,4  |      |      |     |     |     | 11  | 2   |  |
| 2.2 DCi (BG0F) (110 kW) Eng. G9T702/ 742/ 743             |    | 01-   |     | ●   |  |                | <b>13-0512</b> |     |    |      | 29,5  | 100,6 | 130  |      |     |     |     |     |     |  |
|   |    | 01-   |     | ●   |  |                | <b>15-1576</b> | 27  | 37 | 56,7 | 103,5 | 52,4  |      |      |     |     |     | 11  | 2   |  |
| <b>Laguna II (K74) SW '01-'07</b>                         |   |  | L/R |  |  | NOTE           | METELLI ref.   | ABS | A  | B    | C     | D     | E    | F    | H   | I   | L   | M   | Fig |  |
| 1.6 16v (82 kW) Eng. K4M716                               |    | 3/01-   | L   |   |  | M/T            | <b>17-1031</b> | 27  |    | -    | 82    | -     | 30   | 92   | -   | -   | 721 |     |     |  |
|   |   | 3/01-   | R   |   |  | M/T            | <b>17-1032</b> | 27  |    | 23   | 82    | 78,5  | 30   | 92   | 186 | 795 |     |     |     |  |
| 1.6 16v (KG0A/L) (70-79-83 kW) Eng. K4M710/ 711           |    | 3/01-   | L   |   |  | M/T            | <b>17-1031</b> | 27  |    | -    | 82    | -     | 30   | 92   | -   | -   | 721 |     |     |  |
|   |   | 3/01-   | R   |   |  | M/T            | <b>17-1032</b> | 27  |    | 23   | 82    | 78,5  | 30   | 92   | 186 | 795 |     |     |     |  |
| 1.8 16v (KG0J) (85-88 kW) Eng. F4P770/ 771/ 773/ 774/ 775 |    | 01-07   |     | ●   |  |                | <b>13-0389</b> |     |    |      | 22    | 82    | 126  |      |     |     |     |     |     |  |
|   |    | 01-07   |     | ●   |  |                | <b>15-1574</b> | 27  | 32 | 56,7 | 87,8  | 52,5  |      |      |     |     |     | 11  | 2   |  |
|   |  | 01-07   | L   |   |  | M/T, G.Box:JR5 | <b>17-0863</b> | 27  |    |      |       | 87,6  |      | 30   | 92  |     |     | 721 |     |  |
|   |   | 01-07   | R   |   |  | M/T, G.Box:JR5 | <b>17-0864</b> | 27  | 23 |      |       | 87,6  | 68   | 29,7 | 92  | 186 | 800 | s4  |     |  |
| 1.9 DCi (68 kW) Eng. F9Q664                               |  | 04-   |     | ●   |  |                | <b>13-0363</b> |     |    |      | 27    | 92    | 136  |      |     |     |     |     |     |  |
|   |  | 04-   |     | ●   |  |                | <b>15-1522</b> | 27  | 35 | 56,7 | 95,1  | 52,4  |      |      |     |     |     | 11  | 2   |  |
|   |  | 05-07   | L   |   |  | M/T, 5-6Sp     | <b>17-0871</b> | 27  |    |      |       | 95    |      | 37   |     |     |     | 634 | s7  |  |
|   |   | 05-07   | R   |   |  | M/T, 5-6Sp     | <b>17-0873</b> | 27  | 39 |      |       | 95    | 89,1 |      | 91  | 363 | 976 | s4  |     |  |
| 1.9 DCi (79 kW) Eng. F9Q718/ 754                          |  | 01-   |     | ●   |  | M/T, 5Sp       | <b>13-0512</b> |     |    |      | 29,5  | 100,6 | 130  |      |     |     |     |     |     |  |
|   |  | 01-   |     | ●   |  | M/T, 5Sp       | <b>15-1576</b> | 27  | 37 | 56,7 | 103,5 | 52,4  |      |      |     |     |     | 11  | 2   |  |
|   |  | 05-07   | L   |   |  | M/T, 5-6Sp     | <b>17-0871</b> | 27  |    |      |       | 95    |      | 37   |     |     |     | 634 | s7  |  |
|   |   | 05-07   | R   |   |  | M/T, 5-6Sp     | <b>17-0873</b> | 27  | 39 |      |       | 95    | 89,1 |      | 91  | 363 | 976 | s4  |     |  |






















| Laguna II (K74) SW '01-'07                   |    | L/R   |  |  | NOTE | METELLI ref.   | ABS     | A  | B  | C    | D     | E    | F    | H    | I  | L   | M   | Fig |    |  |
|--|---|-------|---|---|------|----------------|---------|----|----|------|-------|------|------|------|----|-----|-----|-----|----|--|
| 1.9 DCi (81 kW) Eng. F9Q674                  |    | 05-   |   | ●   |      | 13-0363        |         |    |    | 27   | 92    | 136  |      |      |    |     |     |     |    |  |
|  |    | 05-   |   | ●   |      | 15-1522        |         | 27 | 35 | 56,7 | 95,1  | 52,4 |      |      |    |     |     | 11  | 2  |  |
|  |    | 05-07 | L   |   |      | M/T, 5-6Sp     | 17-0871 |    | 27 |      |       | 95   |      | 37   |    |     | 634 |     | s7 |  |
|  |   | 05-07 | R   |   |      | M/T, 5-6Sp     | 17-0873 |    | 27 | 39   |       | 95   | 89,1 |      | 91 | 363 | 976 |     | s4 |  |
| 1.9 DCi (96 kW) Eng. F9Q758/ 759             |    | 05-   |   | ●   |      | 13-0389        |         |    |    | 22   | 82    | 126  |      |      |    |     |     |     |    |  |
|  |    | 05-   |   | ●   |      | 15-1574        |         | 27 | 32 | 56,7 | 87,8  | 52,5 |      |      |    |     |     | 11  | 2  |  |
| 1.9 DCi (KG0E) (77 kW) Eng. F9Q752           |    | 01-   |   | ●   |      | 13-0389        |         |    |    | 22   | 82    | 126  |      |      |    |     |     |     |    |  |
|  |    | 01-   |   | ●   |      | 15-1574        |         | 27 | 32 | 56,7 | 87,8  | 52,5 |      |      |    |     |     | 11  | 2  |  |
| 1.9 DCi (KG0G) (88 kW) Eng. F9Q670/ 750/ 756 |    | 01-   |   | ●   |      | 13-0363        |         |    |    | 27   | 92    | 136  |      |      |    |     |     |     |    |  |
|  |    | 01-   |   | ●   |      | 15-1522        |         | 27 | 35 | 56,7 | 95,1  | 52,4 |      |      |    |     |     | 11  | 2  |  |
|  |    | 05-07 | L   |   |      | M/T, 5-6Sp     | 17-0871 |    | 27 |      |       | 95   |      | 37   |    |     | 634 |     | s7 |  |
|  |   | 05-07 | R   |   |      | M/T, 5-6Sp     | 17-0873 |    | 27 | 39   |       | 95   | 89,1 |      | 91 | 363 | 976 |     | s4 |  |
| 1.9 DCi (KG0R) (74 kW) Eng. F9Q754           |    | 01-   |   | ●   |      | 13-0389        |         |    |    | 22   | 82    | 126  |      |      |    |     |     |     |    |  |
|  |    | 01-   |   | ●   |      | 15-1574        |         | 27 | 32 | 56,7 | 87,8  | 52,5 |      |      |    |     |     | 11  | 2  |  |
|  |    | 05-07 | L   |   |      | M/T, 5-6Sp     | 17-0871 |    | 27 |      |       | 95   |      | 37   |    |     | 634 |     | s7 |  |
|  |   | 05-07 | R   |   |      | M/T, 5-6Sp     | 17-0873 |    | 27 | 39   |       | 95   | 89,1 |      | 91 | 363 | 976 |     | s4 |  |
| 2.0 16v (99 kW) Eng. F4R712/ 713/ 714/ 715   |    | 02-07 |   | ●   |      | 13-0389        |         |    |    | 22   | 82    | 126  |      |      |    |     |     |     |    |  |
|  |    | 02-07 |   | ●   |      | 15-1574        |         | 27 | 32 | 56,7 | 87,8  | 52,5 |      |      |    |     |     | 11  | 2  |  |
|  |    | 02-07 | L   |   |      | M/T, G.Box:JR5 | 17-0863 |    | 27 |      |       | 87,6 |      | 30   | 92 |     | 721 |     |    |  |
|  |   | 02-07 | R   |   |      | M/T, G.Box:JR5 | 17-0864 |    | 27 | 23   |       | 87,6 | 68   | 29,7 | 92 | 186 | 800 |     | s4 |  |
| 2.0 16v IDE (KG0N/P) (103 kW) Eng. F5R700    |   | 01-07 |   | ●   |      | 13-0389        |         |    |    | 22   | 82    | 126  |      |      |    |     |     |     |    |  |
|  |  | 01-07 |   | ●   |      | 15-1574        |         | 27 | 32 | 56,7 | 87,8  | 52,5 |      |      |    |     |     | 11  | 2  |  |
|  |  | 01-07 | L   |   |      | M/T, G.Box:JR5 | 17-0863 |    | 27 |      |       | 87,6 |      | 30   | 92 |     | 721 |     |    |  |
|  |   | 01-07 | R   |   |      | M/T, G.Box:JR5 | 17-0864 |    | 27 | 23   |       | 87,6 | 68   | 29,7 | 92 | 186 | 800 |     | s4 |  |
| 2.0 DCi (110 kW) Eng. M9R740                 |  | 05-   |   | ●   |      | 13-0512        |         |    |    | 29,5 | 100,6 | 130  |      |      |    |     |     |     |    |  |
|  |  | 05-   |   | ●   |      | 15-1576        |         | 27 | 37 | 56,7 | 103,5 | 52,4 |      |      |    |     |     | 11  | 2  |  |
| 2.2 DCi (102 kW) Eng. G9T600                 |  | 05-   |   | ●   |      | 13-0363        |         |    |    | 27   | 92    | 136  |      |      |    |     |     |     |    |  |
|  |  | 05-   |   | ●   |      | 15-1522        |         | 27 | 35 | 56,7 | 95,1  | 52,4 |      |      |    |     |     | 11  | 2  |  |
| 2.2 DCi (KG09) (85 kW) Eng. G9T600           |  | 04-   |   | ●   |      | 13-0512        |         |    |    | 29,5 | 100,6 | 130  |      |      |    |     |     |     |    |  |
|  |  | 04-   |   | ●   |      | 15-1576        |         | 27 | 37 | 56,7 | 103,5 | 52,4 |      |      |    |     |     | 11  | 2  |  |
| 2.2 DCi (KG0F) (110 kW) Eng. G9T702          |  | 01-   |   | ●   |      | 13-0512        |         |    |    | 29,5 | 100,6 | 130  |      |      |    |     |     |     |    |  |
|  |  | 01-   |   | ●   |      | 15-1576        |         | 27 | 37 | 56,7 | 103,5 | 52,4 |      |      |    |     |     | 11  | 2  |  |






















| <b>Laguna III, SW, Coupe '07-</b>              |   |  | L/R |  |  | NOTE           | METELLI ref.                          | ABS            | A  | B  | C    | D    | E   | F    | H  | I    | L  | M   | Fig |   |  |
|--|---|---|-----|---|--|----------------|---------------------------------------|----------------|----|----|------|------|-----|------|----|------|----|-----|-----|---|--|
| 2.0 DCi (110 kW) Eng. M9R802/ 805/ 809         |    | 07-   |     | •   |  |                | <b>13-0496</b>                        |                |    |    | 27   | 90   | 140 |      |    |      |    |     |     |   |  |
|  |    | 07-   |     | •   |  |                | <b>15-1731</b>                        |                | 27 | 35 | 56,6 | 94,9 | 53  |      |    |      |    |     | 11  | 2 |  |
| 2.0 DCi (127 kW) Eng. M9R800                   |    | 07-   |     | •   |  |                | <b>13-0496</b>                        |                |    |    | 27   | 90   | 140 |      |    |      |    |     |     |   |  |
|  |    | 07-   |     | •   |  |                | <b>15-1731</b>                        |                | 27 | 35 | 56,6 | 94,9 | 53  |      |    |      |    |     | 11  | 2 |  |
| <b>Logan, SW (LS, KS) '04-</b>                 |   |  | L/R |  |  | NOTE           | METELLI ref.                          | ABS            | A  | B  | C    | D    | E   | F    | H  | I    | L  | M   | Fig |   |  |
| 1.5 DCi (50 kW) Eng. K9K792                    |    | 07-   |     | •   |  |                | <b>13-0346</b>                        |                |    |    | 20   | 68   | 100 |      |    |      |    |     |     |   |  |
|  |    | 07-   |     | •   |  |                | <b>15-1501</b>                        |                | 23 | 30 | 49   | 83,6 | 50  |      |    |      |    |     | 11  | 2 |  |
| 1.6 (77 kW) Eng. K7M690                        |    | 07-   |     | •   |  |                | <b>13-0346</b>                        |                |    |    | 20   | 68   | 100 |      |    |      |    |     |     |   |  |
|  |    | 07-   |     | •   |  |                | <b>15-1501</b>                        |                | 23 | 30 | 49   | 83,6 | 50  |      |    |      |    |     | 11  | 2 |  |
| <b>Megane I (BA) '96-'02</b>                   |   |  | L/R |  |  | NOTE           | METELLI ref.                          | ABS            | A  | B  | C    | D    | E   | F    | H  | I    | L  | M   | Fig |   |  |
| 1.4 16v (BA0D/W,1H/0) (70 kW) Eng. K4J714/ 750 |    | 3/99-02   |     | •   |  | +ABS           | <b>13-0225</b>                        |                |    |    | 28   | 74   | 115 |      |    |      |    |     |     |   |  |
|  |    | 3/99-02   |     | •   |  | +ABS           | <b>15-1310</b>                        | 44             | 21 | 22 | 51   | 80,8 | 53  |      |    |      |    |     | 5   | 2 |  |
|  |    | 3/99-02   | L   |   |  |                | +ABS, Mod. BA0W                       | <b>17-0115</b> | 44 | 21 |      |      | 81  |      | 30 | 84   |    | 648 | s7  |   |  |
|  |   | 3/99-02   | L   |   |  |                | +ABS, G.Box:JB1/3/JC5, Exc. Mod. BA0W | <b>17-0599</b> | 44 | 21 |      |      | 86  |      |    | 84,5 |    | 653 | s7  |   |  |
|  |   | 3/99-02   | L   |   |  |                | -ABS, Mod. BA0W                       | <b>17-0117</b> |    | 21 |      |      | 81  |      | 30 | 84   |    | 648 | s7  |   |  |
|  |   | 3/99-02   | L   |   |  |                | -ABS, G.Box:JB1/3/JC5, Exc. Mod. BA0W | <b>17-0597</b> |    | 21 |      |      | 86  |      | 30 | 84,5 |    | 653 | s7  |   |  |
|  |   | 3/99-02   | R   |   |  |                | +ABS, Mod. BA0W                       | <b>17-0116</b> | 44 | 21 |      | 23   | 81  | 81,5 | 30 | 84   |    | 742 | s8  |   |  |
|  |   | 3/99-02   | R   |   |  |                | +ABS, G.Box:JB1/3/JC5, Exc. Mod. BA0W | <b>17-0600</b> | 44 | 21 |      |      | 86  |      |    | 84,5 |    | 745 | s8  |   |  |
|  |   | 3/99-02   | R   |   |  |                | -ABS, Mod. BA0W                       | <b>17-0118</b> |    | 21 |      | 23   | 81  | 81,5 | 30 | 84   |    | 742 | s8  |   |  |
| 3/99-02  | R   |   |     |   | -ABS, G.Box:JB1/3/JC5, Exc. Mod. BA0W  | <b>17-0598</b> |                                       | 21             |    |    | 86   |      |     | 84,5 |    | 745  | s8 |     |     |   |  |
| 1.4 e (BA0E/V) (55 kW) Eng. E7J626/ 764        |  | 96-   |     | •   |  | +ABS           | <b>13-0225</b>                        |                |    |    | 28   | 74   | 115 |      |    |      |    |     |     |   |  |
|  |  | 96-   |     | •   |  | +ABS           | <b>15-1310</b>                        | 44             | 21 | 22 | 51   | 80,8 | 53  |      |    |      |    |     | 5   | 2 |  |
|  |  | 96-   | L   |   |  |                | +ABS                                  | <b>17-0115</b> | 44 | 21 |      |      | 81  |      | 30 | 84   |    | 648 | s7  |   |  |
|  |   | 96-   | L   |   |  |                | -ABS                                  | <b>17-0117</b> |    | 21 |      |      | 81  |      | 30 | 84   |    | 648 | s7  |   |  |
|  |   | 96-   | R   |   |  |                | +ABS                                  | <b>17-0116</b> | 44 | 21 |      | 23   | 81  | 81,5 | 30 | 84   |    | 742 | s8  |   |  |
|  |   | 96-   | R   |   |  |                | -ABS                                  | <b>17-0118</b> |    | 21 |      | 23   | 81  | 81,5 | 30 | 84   |    | 742 | s8  |   |  |
| 1.4 Eco (BA0T) (52 kW) Eng. E7J624             |  | 96-   |     | •   |  | +ABS           | <b>13-0225</b>                        |                |    |    | 28   | 74   | 115 |      |    |      |    |     |     |   |  |
|  |  | 96-   |     | •   |  | +ABS           | <b>15-1310</b>                        | 44             | 21 | 22 | 51   | 80,8 | 53  |      |    |      |    |     | 5   | 2 |  |























| Megane I (BA) '96-'02  |    | L/R       |  |  | NOTE                  | METELLI ref.          | ABS     | A  | B  | C    | D    | E    | F    | H    | I    | L   | M   | Fig |  |
|--|---|-----------|---|---|-----------------------|-----------------------|---------|----|----|------|------|------|------|------|------|-----|-----|-----|--|
| 1.6 16v (BA11/04/0B/1J) (64-70-79-83 kW)<br>Eng. K4M700/ 701/ 704/ 708 |    | 3/99-02   | L   |   | +ABS, G.Box:JB1/3/JC5 | 17-0599               | 44      | 21 |    |      | 86   |      |      | 84,5 |      | 653 | s7  |     |  |
|  |   | 3/99-02   | L   |   | -ABS, G.Box:JB1/3/JC5 | 17-0597               |         | 21 |    |      | 86   |      | 30   | 84,5 |      | 653 | s7  |     |  |
|  |   | 3/99-02   | R   |   |                       | +ABS, G.Box:JB1/3/JC5 | 17-0600 | 44 | 21 |      |      | 86   |      |      | 84,5 |     | 745 | s8  |  |
|  |   | 3/99-02   | R   |   |                       | -ABS, G.Box:JB1/3/JC5 | 17-0598 |    | 21 |      |      | 86   |      |      | 84,5 |     | 745 | s8  |  |
| 1.6 e (BA0F/S) (66 kW) Eng. K7M702/ 703/ 790                           |    | 96-99     |   | ●   | +ABS                  | 13-0225               |         |    |    | 28   | 74   | 115  |      |      |      |     |     |     |  |
|  |   | 96-99     |   | ●   | +ABS                  | 15-1310               | 44      | 21 | 22 | 51   | 80,8 | 53   |      |      |      |     | 5   | 2   |  |
|  |    | 96-99     | L   |   |                       | +ABS                  | 17-0115 | 44 | 21 |      |      | 81   |      | 30   | 84   |     | 648 | s7  |  |
|  |   | 96-99     | L   |   |                       | -ABS                  | 17-0117 |    | 21 |      |      | 81   |      | 30   | 84   |     | 648 | s7  |  |
|  |   | 96-99     | R   |   |                       | +ABS                  | 17-0116 | 44 | 21 |      | 23   | 81   | 81,5 | 30   | 84   |     | 742 | s8  |  |
|  |   | 96-99     | R   |   |                       | -ABS                  | 17-0118 |    | 21 |      | 23   | 81   | 81,5 | 30   | 84   |     | 742 | s8  |  |
| 1.6 i (BA0L) (55-66 kW) Eng. K7M720                                    |    | 96-99     |   | ●   | +ABS                  | 13-0225               |         |    |    | 28   | 74   | 115  |      |      |      |     |     |     |  |
|  |   | 96-99     |   | ●   | +ABS                  | 15-1310               | 44      | 21 | 22 | 51   | 80,8 | 53   |      |      |      |     | 5   | 2   |  |
|  |    | 96-99     | L   |   |                       | +ABS                  | 17-0115 | 44 | 21 |      |      | 81   |      | 30   | 84   |     | 648 | s7  |  |
|  |   | 96-99     | L   |   |                       | -ABS                  | 17-0117 |    | 21 |      |      | 81   |      | 30   | 84   |     | 648 | s7  |  |
|  |   | 96-99     | R   |   |                       | +ABS                  | 17-0116 | 44 | 21 |      | 23   | 81   | 81,5 | 30   | 84   |     | 742 | s8  |  |
|  |   | 96-99     | R   |   |                       | -ABS                  | 17-0118 |    | 21 |      | 23   | 81   | 81,5 | 30   | 84   |     | 742 | s8  |  |
| 1.8 16v (BA06, BA12/A/M/R) (85-88 kW)<br>Eng. F4P720/ 722              |    | 01-       |   | ●   | +ABS                  | 13-0388               |         |    |    | 26   | 86   | 138  |      |      |      |     |     |     |  |
|  |   | 01-       |   | ●   | +ABS                  | 15-1573               | 44      | 23 | 35 | 57,4 | 95   | 51   |      |      |      |     | 11  | 2   |  |
|  |    | 01-02     | L   |   |                       | +ABS                  | 17-0591 | 44 | 23 |      |      | 95   |      |      | 86   |     | 657 | s7  |  |
|  |   | 1/01-2/01 | R   |   |                       | +ABS                  | 17-0592 | 44 | 23 |      | 23   | 90   |      |      | 85   |     | 745 | s8  |  |
|  |   | 2/01-     | R   |   |                       | +ABS                  | 17-0593 | 44 | 23 |      | 23   | 87,5 |      |      | 86   |     | 749 | s6  |  |
| 1.9 D (B/SA0U/A) (47 kW) Eng. F8Q620/ 624                              |  | 96-       |   | ●   | +ABS                  | 13-0225               |         |    |    | 28   | 74   | 115  |      |      |      |     |     |     |  |
|  |   | 96-       |   | ●   | +ABS                  | 15-1310               | 44      | 21 | 22 | 51   | 80,8 | 53   |      |      |      |     | 5   | 2   |  |
|  |  | 96-       | L   |   |                       | +ABS                  | 17-0115 | 44 | 21 |      |      | 81   |      | 30   | 84   |     | 648 | s7  |  |
|  |   | 96-       | L   |   |                       | -ABS                  | 17-0117 |    | 21 |      |      | 81   |      | 30   | 84   |     | 648 | s7  |  |
|  |   | 96-       | R   |   |                       | +ABS                  | 17-0116 | 44 | 21 |      | 23   | 81   | 81,5 | 30   | 84   |     | 742 | s8  |  |
|  |   | 96-       | R   |   |                       | -ABS                  | 17-0118 |    | 21 |      | 23   | 81   | 81,5 | 30   | 84   |     | 742 | s8  |  |
| 1.9 DCi (BA05, BA1F) (75 kW) Eng. F9Q732/ 733                          |  | 01-       |   | ●   | +ABS                  | 13-0372               |         |    |    | 22   | 76   | 113  |      |      |      |     |     |     |  |
|  |   | 01-       |   | ●   | +ABS                  | 15-1542               | 44      | 23 | 30 | 57,3 | 85   | 50,8 |      |      |      |     | 11  | 2   |  |
|  |  | 01-02     | L   |   |                       | +ABS                  | 17-0594 | 44 | 23 |      |      | 84   |      | 30   | 86   |     | 655 | s7  |  |
|  |   | 1/01-2/01 | R   |   |                       | +ABS                  | 17-0595 | 44 | 23 |      | 23   | 85   | 80   |      | 86   |     | 746 | s8  |  |
|  |   | 2/01-     | R   |   |                       | +ABS                  | 17-0596 | 44 | 23 |      | 28   | 83,6 |      | 29,8 | 86   |     | 750 | s7  |  |
















| Megane I (BA) '96-'02   |    | L/R       |  |  | NOTE            | METELLI ref.    | ABS     | A  | B  | C    | D    | E    | F    | H    | I   | L  | M   | Fig |  |  |
|---|---|-----------|---|---|-----------------|-----------------|---------|----|----|------|------|------|------|------|-----|----|-----|-----|--|--|
| 1.9 DT (B/SA0K/Y) (66 kW) Eng. F8Q784/ 786                    |    | 96-       |   | ●   | +ABS            | 13-0225         |         |    |    | 28   | 74   | 115  |      |      |     |    |     |     |  |  |
|   |    | 96-       |   | ●   | +ABS            | 15-1310         | 44      | 21 | 22 | 51   | 80,8 | 53   |      |      |     |    | 5   | 2   |  |  |
|   |    | 96-       | L   |   |                 | +ABS            | 17-0115 | 44 | 21 |      |      | 81   |      | 30   | 84  |    | 648 | s7  |  |  |
|   |   | 96-       | L   |   |                 | -ABS            | 17-0117 |    | 21 |      |      | 81   |      | 30   | 84  |    | 648 | s7  |  |  |
|   |   | 96-       | R   |   |                 | +ABS            | 17-0116 | 44 | 21 |      | 23   | 81   | 81,5 | 30   | 84  |    | 742 | s8  |  |  |
|   |   | 96-       | R   |   |                 | -ABS            | 17-0118 |    | 21 |      | 23   | 81   | 81,5 | 30   | 84  |    | 742 | s8  |  |  |
| 1.9 DTi (BA08/N) (72 kW) Eng. F9Q730/ 731/ 732/ 733/ 734/ 736 |    | 97-02     |   | ●   | +ABS            | 13-0225         |         |    |    | 28   | 74   | 115  |      |      |     |    |     |     |  |  |
|   |    | 97-02     |   | ●   | +ABS            | 15-1310         | 44      | 21 | 22 | 51   | 80,8 | 53   |      |      |     |    | 5   | 2   |  |  |
|   |    | 97-       | L   |   |                 | +ABS, G.Box:JC5 | 17-0594 | 44 | 23 |      |      | 84   |      | 30   | 86  |    | 655 | s7  |  |  |
|   |   | 97-       | R   |   |                 | +ABS, G.Box:JC5 | 17-0595 | 44 | 23 |      | 23   | 85   | 80   |      | 86  |    | 746 | s8  |  |  |
| 1.9 DTi (BA1U) (59 kW) Eng. F9Q744                            |    | 01-       |   | ●   | +ABS            | 13-0372         |         |    |    | 22   | 76   | 113  |      |      |     |    |     |     |  |  |
|   |    | 01-       |   | ●   | +ABS            | 15-1542         | 44      | 23 | 30 | 57,3 | 85   | 50,8 |      |      |     |    | 11  | 2   |  |  |
|   |    | 01-       | L   |   |                 | +ABS            | 17-0594 | 44 | 23 |      |      | 84   |      | 30   | 86  |    | 655 | s7  |  |  |
|   |   | 1/01-2/01 | R   |   |                 | +ABS            | 17-0595 | 44 | 23 |      | 23   | 85   | 80   |      | 86  |    | 746 | s8  |  |  |
|   |   | 2/01-     | R   |   |                 | +ABS            | 17-0596 | 44 | 23 |      | 28   | 83,6 |      | 29,8 | 86  |    | 750 | s7  |  |  |
| 2.0 (BA0G) (80-83-84 kW) Eng. F3R750/ 751                     |    | 96-       |   | ●   | +ABS            | 13-0225         |         |    |    | 28   | 74   | 115  |      |      |     |    |     |     |  |  |
|   |    | 96-       |   | ●   | +ABS            | 15-1310         | 44      | 21 | 22 | 51   | 80,8 | 53   |      |      |     |    | 5   | 2   |  |  |
|   |    | 96-       | L   |   |                 | +ABS            | 17-0115 | 44 | 21 |      |      | 81   |      | 30   | 84  |    | 648 | s7  |  |  |
|   |   | 96-       | L   |   |                 | -ABS            | 17-0117 |    | 21 |      |      | 81   |      | 30   | 84  |    | 648 | s7  |  |  |
|   |   | 96-       | R   |   |                 | +ABS            | 17-0116 | 44 | 21 |      | 23   | 81   | 81,5 | 30   | 84  |    | 742 | s8  |  |  |
|   |   | 96-       | R   |   |                 | -ABS            | 17-0118 |    | 21 |      | 23   | 81   | 81,5 | 30   | 84  |    | 742 | s8  |  |  |
| 2.0 16v (BA0H) (108 kW) Eng. F7R710/ 714                      |  | 7/96-     |   | ●   | +ABS, G.Box:JC5 | 13-0225         |         |    |    | 28   | 74   | 115  |      |      |     |    |     |     |  |  |
|   |  | 7/96-     |   | ●   | +ABS, G.Box:JC5 | 15-1310         | 44      | 21 | 22 | 51   | 80,8 | 53   |      |      |     |    | 5   | 2   |  |  |
|   |  | 00-       | L   |   |                 | +ABS            | 17-0591 | 44 | 23 |      |      | 95   |      |      | 86  |    | 657 | s7  |  |  |
|   |   | 00-       | R   |   |                 | +ABS            | 17-0592 | 44 | 23 |      | 23   | 90   |      |      | 85  |    | 745 | s8  |  |  |
|   |   | 96-       | L   |   |                 | +ABS, G.Box:JC5 | 17-0594 | 44 | 23 |      |      | 84   |      | 30   | 86  |    | 655 | s7  |  |  |
| 96-   | R   |           |   | +ABS, G.Box:JC5   | 17-0595         | 44              | 23      |    | 23 | 85   | 80   |      | 86   |      | 746 | s8 |     |     |  |  |






































| Megane I (DA) Coach '96-'02                            |    | L/R       |  |  | NOTE                  | METELLI ref.          | ABS     | A  | B  | C    | D    | E    | F    | H    | I    | L   | M   | Fig |  |  |
|--|---|-----------|---|---|-----------------------|-----------------------|---------|----|----|------|------|------|------|------|------|-----|-----|-----|--|--|
| 1.4 16v (DA0D/W, DA1H/0) (70 kW) Eng. K4J714/750       |    | 3/99-02   |   | ●   | +ABS                  | 13-0225               |         |    |    | 28   | 74   | 115  |      |      |      |     |     |     |  |  |
|  |    | 3/99-02   |   | ●   | +ABS                  | 15-1310               | 44      | 21 | 22 | 51   | 80,8 | 53   |      |      |      |     | 5   | 2   |  |  |
|  |    | 3/99-02   | L   |   |                       | +ABS, G.Box:JB1/3/JC5 | 17-0599 | 44 | 21 |      |      | 86   |      |      | 84,5 |     | 653 | s7  |  |  |
|  |   | 3/99-02   | L   |   |                       | -ABS, G.Box:JB1/3/JC5 | 17-0597 |    | 21 |      |      | 86   |      | 30   | 84,5 |     | 653 | s7  |  |  |
|  |   | 3/99-02   | R   |   |                       | +ABS, G.Box:JB1/3/JC5 | 17-0600 | 44 | 21 |      |      | 86   |      |      | 84,5 |     | 745 | s8  |  |  |
|  |   | 3/99-02   | R   |   |                       | -ABS, G.Box:JB1/3/JC5 | 17-0598 |    | 21 |      |      | 86   |      |      | 84,5 |     | 745 | s8  |  |  |
| 1.6 16v (DA0B/4, DA11) (79 kW) Eng. K4M700/701/708     |    | 3/99-02   | L   |   | +ABS, G.Box:JB1/3/JC5 | 17-0599               | 44      | 21 |    |      | 86   |      |      | 84,5 |      | 653 | s7  |     |  |  |
|  |   | 3/99-02   | L   |   | -ABS, G.Box:JB1/3/JC5 | 17-0597               |         | 21 |    |      | 86   |      | 30   | 84,5 |      | 653 | s7  |     |  |  |
|  |   | 3/99-02   | R   |   | +ABS, G.Box:JB1/3/JC5 | 17-0600               | 44      | 21 |    |      | 86   |      |      | 84,5 |      | 745 | s8  |     |  |  |
|  |   | 3/99-02   | R   |   | -ABS, G.Box:JB1/3/JC5 | 17-0598               |         | 21 |    |      | 86   |      |      | 84,5 |      | 745 | s8  |     |  |  |
| 1.6 e (DA0F) (66 kW) Eng. K7M702/703                   |    | 96-99     |   | ●   | +ABS                  | 13-0225               |         |    |    | 28   | 74   | 115  |      |      |      |     |     |     |  |  |
|  |    | 96-99     |   | ●   | +ABS                  | 15-1310               | 44      | 21 | 22 | 51   | 80,8 | 53   |      |      |      |     | 5   | 2   |  |  |
|  |    | 96-99     | L   |   |                       | +ABS                  | 17-0115 | 44 | 21 |      |      | 81   |      | 30   | 84   |     | 648 | s7  |  |  |
|  |   | 96-99     | L   |   |                       | -ABS                  | 17-0117 |    | 21 |      |      | 81   |      | 30   | 84   |     | 648 | s7  |  |  |
|  |   | 96-99     | R   |   |                       | +ABS                  | 17-0116 | 44 | 21 |      | 23   | 81   | 81,5 | 30   | 84   |     | 742 | s8  |  |  |
|  |   | 96-99     | R   |   |                       | -ABS                  | 17-0118 |    | 21 |      | 23   | 81   | 81,5 | 30   | 84   |     | 742 | s8  |  |  |
| 1.9 DCi (DA05, DA1F) (75-77 kW) Eng. F9Q732/733        |    | 01-       |   | ●   | +ABS                  | 13-0372               |         |    |    | 22   | 76   | 113  |      |      |      |     |     |     |  |  |
|  |    | 01-       |   | ●   | +ABS                  | 15-1542               | 44      | 23 | 30 | 57,3 | 85   | 50,8 |      |      |      |     | 11  | 2   |  |  |
|  |    | 01-       | L   |   |                       | +ABS, G.Box:JB3/JC5   | 17-0594 | 44 | 23 |      |      | 84   |      | 30   | 86   |     | 655 | s7  |  |  |
|  |   | 1/01-2/01 | R   |   |                       | +ABS, G.Box:JB3/JC5   | 17-0595 | 44 | 23 |      | 23   | 85   | 80   |      | 86   |     | 746 | s8  |  |  |
|  |   | 2/01-     | R   |   |                       | +ABS, G.Box:JB3/JC5   | 17-0596 | 44 | 23 |      | 28   | 83,6 |      | 29,8 | 86   |     | 750 | s7  |  |  |
| 1.9 DTi (DA0N) (72 kW) Eng. F9Q730/731/732/733/734/736 |  | 97-02     |   | ●   | +ABS                  | 13-0225               |         |    |    | 28   | 74   | 115  |      |      |      |     |     |     |  |  |
|  |  | 97-02     |   | ●   | +ABS                  | 15-1310               | 44      | 21 | 22 | 51   | 80,8 | 53   |      |      |      |     | 5   | 2   |  |  |
|  |  | 97-02     | L   |   |                       | +ABS, G.Box:JC5       | 17-0594 | 44 | 23 |      |      | 84   |      | 30   | 86   |     | 655 | s7  |  |  |
|  |   | 97-02     | R   |   |                       | +ABS, G.Box:JC5       | 17-0595 | 44 | 23 |      | 23   | 85   | 80   |      | 86   |     | 746 | s8  |  |  |
| 2.0 (DA0G) (80-84 kW) Eng. F3R750/751                  |  | 96-       |   | ●   | +ABS                  | 13-0225               |         |    |    | 28   | 74   | 115  |      |      |      |     |     |     |  |  |
|  |  | 96-       |   | ●   | +ABS                  | 15-1310               | 44      | 21 | 22 | 51   | 80,8 | 53   |      |      |      |     | 5   | 2   |  |  |
|  |  | 96-       | L   |   |                       | +ABS                  | 17-0115 | 44 | 21 |      |      | 81   |      | 30   | 84   |     | 648 | s7  |  |  |
|  |   | 96-       | L   |   |                       | -ABS                  | 17-0117 |    | 21 |      |      | 81   |      | 30   | 84   |     | 648 | s7  |  |  |
|  |   | 96-       | R   |   |                       | +ABS                  | 17-0116 | 44 | 21 |      | 23   | 81   | 81,5 | 30   | 84   |     | 742 | s8  |  |  |
|  |   | 96-       | R   |   |                       | -ABS                  | 17-0118 |    | 21 |      | 23   | 81   | 81,5 | 30   | 84   |     | 742 | s8  |  |  |
| 2.0 16v (102 kW) Eng. F4R740/741/746                   |  | 02-       |   | ●   | +ABS                  | 13-0388               |         |    |    | 26   | 86   | 138  |      |      |      |     |     |     |  |  |
|  |  | 02-       |   | ●   | +ABS                  | 15-1573               | 44      | 23 | 35 | 57,4 | 95   | 51   |      |      |      |     | 11  | 2   |  |  |

















| <b>Megane I (DA) Coach '96-'02</b>                   |   |  | L/R |  |  | NOTE                  | METELLI ref.          | ABS            | A  | B  | C    | D    | E   | F    | H    | I    | L   | M   | Fig |  |  |
|--|---|---|-----|---|---|-----------------------|-----------------------|----------------|----|----|------|------|-----|------|------|------|-----|-----|-----|--|--|
| 2.0 16v (DA0H) (108 kW) Eng. F7R710/ 714             |    | 96-   |     | ●   |   | +ABS                  | <b>13-0225</b>        |                |    |    | 28   | 74   | 115 |      |      |      |     |     |     |  |  |
|  |    | 96-   |     | ●   |   | +ABS                  | <b>15-1310</b>        | 44             | 21 | 22 | 51   | 80,8 | 53  |      |      |      |     | 5   | 2   |  |  |
|  |    | 12/96-  | L   |   |   |                       | +ABS, G.Box:JC5       | <b>17-0591</b> | 44 | 23 |      |      | 95  |      |      | 86   |     | 657 | s7  |  |  |
|  |   | 12/96-  | R   |   |   |                       | +ABS, G.Box:JC5       | <b>17-0592</b> | 44 | 23 |      | 23   | 90  |      |      | 85   |     | 745 | s8  |  |  |
|  |   | 96-11/96  | L   |   |   |                       | +ABS, G.Box:JC5       | <b>17-0594</b> | 44 | 23 |      |      | 84  |      | 30   | 86   |     | 655 | s7  |  |  |
|  |   | 96-11/96  | R   |   |   |                       | +ABS, G.Box:JC5       | <b>17-0595</b> | 44 | 23 |      | 23   | 85  | 80   |      | 86   |     | 746 | s8  |  |  |
| 2.0 16v IDE (DA03/P, DA14) (103 kW) Eng. F5R740      |    | 99-   |     | ●   |   | +ABS                  | <b>13-0388</b>        |                |    |    |      | 26   | 86  | 138  |      |      |     |     |     |  |  |
|  |    | 99-   |     | ●   |   | +ABS                  | <b>15-1573</b>        | 44             | 23 | 35 | 57,4 | 95   | 51  |      |      |      |     | 11  | 2   |  |  |
| <b>Megane I (EA0) Cabrio '96-'02</b>                 |   |  | L/R |  |  | NOTE                  | METELLI ref.          | ABS            | A  | B  | C    | D    | E   | F    | H    | I    | L   | M   | Fig |  |  |
| 1.4 16v (EA0D/W,1H/0) (70 kW) Eng. K4J714/ 750       |    | 3/99-02   |     | ●   |   | +ABS                  | <b>13-0225</b>        |                |    |    |      | 28   | 74  | 115  |      |      |     |     |     |  |  |
|  |    | 3/99-02   |     | ●   |   | +ABS                  | <b>15-1310</b>        | 44             | 21 | 22 | 51   | 80,8 | 53  |      |      |      |     | 5   | 2   |  |  |
|  |    | 3/99-02   | L   |   |   |                       | +ABS, G.Box:JB1/3/JC5 | <b>17-0599</b> | 44 | 21 |      |      | 86  |      |      | 84,5 |     | 653 | s7  |  |  |
|  |   | 3/99-02   | L   |   |   |                       | -ABS, G.Box:JB1/3/JC5 | <b>17-0597</b> |    | 21 |      |      | 86  |      | 30   | 84,5 |     | 653 | s7  |  |  |
|  |   | 3/99-02   | R   |   |   |                       | +ABS, G.Box:JB1/3/JC5 | <b>17-0600</b> | 44 | 21 |      |      | 86  |      |      | 84,5 |     | 745 | s8  |  |  |
|  |   | 3/99-02   | R   |   |   |                       | -ABS, G.Box:JB1/3/JC5 | <b>17-0598</b> |    | 21 |      |      | 86  |      |      | 84,5 |     | 745 | s8  |  |  |
| 1.6 16v (EA0B/4, EA11) (79 kW) Eng. K4M700/ 701/ 708 |    | 3/99-02   | L   |   |   | +ABS, G.Box:JB1/3/JC5 | <b>17-0599</b>        | 44             | 21 |    |      | 86   |     |      | 84,5 |      | 653 | s7  |     |  |  |
|  |   | 3/99-02   | L   |   |   | -ABS, G.Box:JB1/3/JC5 | <b>17-0597</b>        |                | 21 |    |      | 86   |     | 30   | 84,5 |      | 653 | s7  |     |  |  |
|  |   | 3/99-02   | R   |   |   | +ABS, G.Box:JB1/3/JC5 | <b>17-0600</b>        | 44             | 21 |    |      | 86   |     |      | 84,5 |      | 745 | s8  |     |  |  |
|  |   | 3/99-02   | R   |   |   | -ABS, G.Box:JB1/3/JC5 | <b>17-0598</b>        |                | 21 |    |      | 86   |     |      | 84,5 |      | 745 | s8  |     |  |  |
| 1.6 e (EA0F) (66 kW) Eng. K7M702/ 703                |   | 96-99   |     | ●   |   | +ABS                  | <b>13-0225</b>        |                |    |    |      | 28   | 74  | 115  |      |      |     |     |     |  |  |
|  |  | 96-99   |     | ●   |   | +ABS                  | <b>15-1310</b>        | 44             | 21 | 22 | 51   | 80,8 | 53  |      |      |      |     | 5   | 2   |  |  |
|  |  | 96-99   | L   |   |   |                       | +ABS, G.Box:JB1/3-JC5 | <b>17-0115</b> | 44 | 21 |      |      | 81  |      | 30   | 84   |     | 648 | s7  |  |  |
|  |   | 96-99   | L   |   |   |                       | -ABS, G.Box:JB1/3-JC5 | <b>17-0117</b> |    | 21 |      |      | 81  |      | 30   | 84   |     | 648 | s7  |  |  |
|  |   | 96-99   | R   |   |   |                       | +ABS, G.Box:JB1/3-JC5 | <b>17-0116</b> | 44 | 21 |      | 23   | 81  | 81,5 | 30   | 84   |     | 742 | s8  |  |  |
|  |   | 96-99   | R   |   |   |                       | -ABS, G.Box:JB1/3-JC5 | <b>17-0118</b> |    | 21 |      | 23   | 81  | 81,5 | 30   | 84   |     | 742 | s8  |  |  |
| 2.0 (EA0G) (80 kW) Eng. F3R791/ 796                  |  | 99-02   |     | ●   |   | +ABS                  | <b>13-0225</b>        |                |    |    |      | 28   | 74  | 115  |      |      |     |     |     |  |  |
|  |  | 99-02   |     | ●   |   | +ABS                  | <b>15-1310</b>        | 44             | 21 | 22 | 51   | 80,8 | 53  |      |      |      |     | 5   | 2   |  |  |
|  |  | 99-02   | L   |   |   |                       | +ABS, G.Box:JB3-JC5   | <b>17-0115</b> | 44 | 21 |      |      | 81  |      | 30   | 84   |     | 648 | s7  |  |  |
|  |   | 99-02   | L   |   |   |                       | -ABS, G.Box:JB3-JC5   | <b>17-0117</b> |    | 21 |      |      | 81  |      | 30   | 84   |     | 648 | s7  |  |  |
|  |   | 99-02   | R   |   |   |                       | +ABS, G.Box:JB3-JC5   | <b>17-0116</b> | 44 | 21 |      | 23   | 81  | 81,5 | 30   | 84   |     | 742 | s8  |  |  |
|  |   | 99-02   | R   |   |   |                       | -ABS, G.Box:JB3-JC5   | <b>17-0118</b> |    | 21 |      | 23   | 81  | 81,5 | 30   | 84   |     | 742 | s8  |  |  |



















| <b>Megane I (EA0) Cabrio '96-'02</b>            |   |  | L/R |  |  | NOTE            | METELLI ref.         | ABS     | A  | B  | C    | D    | E   | F    | H  | I  | L    | M   | Fig |  |  |
|---|---|---|-----|---|---|-----------------|----------------------|---------|----|----|------|------|-----|------|----|----|------|-----|-----|--|--|
| 2.0 (EA0G) (84 kW) Eng. F3R750/ 751             |    | 97-02   |     | ●   |   | +ABS            | 13-0225              |         |    |    | 28   | 74   | 115 |      |    |    |      |     |     |  |  |
|   |    | 97-02   |     | ●   |   | +ABS            | 15-1310              | 44      | 21 | 22 | 51   | 80,8 | 53  |      |    |    |      | 5   | 2   |  |  |
|   |    | 97-02   | L   |   |   |                 | +ABS, G.Box:JB3-JC5  | 17-0115 | 44 | 21 |      |      | 81  |      | 30 | 84 |      | 648 | s7  |  |  |
|   |   | 97-02   | L   |   |   |                 | -ABS, G.Box:JB3-JC5  | 17-0117 |    | 21 |      |      | 81  |      | 30 | 84 |      | 648 | s7  |  |  |
|   |   | 97-02   | R   |   |   |                 | +ABS, G.Box:JB3-JC5  | 17-0116 | 44 | 21 |      | 23   | 81  | 81,5 | 30 | 84 |      | 742 | s8  |  |  |
|   |   | 97-02   | R   |   |   |                 | -ABS, G.Box:JB3-JC5  | 17-0118 |    | 21 |      | 23   | 81  | 81,5 | 30 | 84 |      | 742 | s8  |  |  |
| 2.0 16v (102 kW) Eng. F4R740/ 741/ 746          |    | 02-   |     | ●   |   | +ABS            | 13-0388              |         |    |    | 26   | 86   | 138 |      |    |    |      |     |     |  |  |
|   |    | 02-   |     | ●   |   | +ABS            | 15-1573              | 44      | 23 | 35 | 57,4 | 95   | 51  |      |    |    |      | 11  | 2   |  |  |
| 2.0 16v (EA0H) (108 kW) Eng. F7R710/ 714        |    | 96-   |     | ●   |   | +ABS            | 13-0388              |         |    |    | 26   | 86   | 138 |      |    |    |      |     |     |  |  |
|   |    | 96-   |     | ●   |   | +ABS            | 15-1573              | 44      | 23 | 35 | 57,4 | 95   | 51  |      |    |    |      | 11  | 2   |  |  |
|   |    | -11/96  | L   |   |   |                 | +ABS, G.Box:JC5      | 17-0594 | 44 | 23 |      |      | 84  |      | 30 | 86 |      | 655 | s7  |  |  |
|   |   | -11/96  | R   |   |   |                 | +ABS, G.Box:JC5      | 17-0595 | 44 | 23 |      | 23   | 85  | 80   |    | 86 |      | 746 | s8  |  |  |
|   |   | 12/96-  | L   |   |   |                 | +ABS, G.Box:JC5      | 17-0591 | 44 | 23 |      |      | 95  |      |    | 86 |      | 657 | s7  |  |  |
| 12/96-  |   | R   |     |   |   | +ABS, G.Box:JC5 | 17-0592              | 44      | 23 |    | 23   | 90   |     |      | 85 |    | 745  | s8  |     |  |  |
| 2.0 16v IDE (EA03/P, EA14) (103 kW) Eng. F5R740 |    | 99-   |     | ●   |   | +ABS            | 13-0388              |         |    |    | 26   | 86   | 138 |      |    |    |      |     |     |  |  |
|   |    | 99-   |     | ●   |   | +ABS            | 15-1573              | 44      | 23 | 35 | 57,4 | 95   | 51  |      |    |    |      | 11  | 2   |  |  |
| <b>Megane I (JA0) Scenic '97-'99</b>            |   |  | L/R |  |  | NOTE            | METELLI ref.         | ABS     | A  | B  | C    | D    | E   | F    | H  | I  | L    | M   | Fig |  |  |
| 1.4 (JA0E) (52-55 kW) Eng. E7J764               |    | 97-   |     | ●   |   | +ABS            | 13-0225              |         |    |    | 28   | 74   | 115 |      |    |    |      |     |     |  |  |
|   |    | 97-   |     | ●   |   | +ABS            | 15-1310              | 44      | 21 | 22 | 51   | 80,8 | 53  |      |    |    |      | 5   | 2   |  |  |
|   |  | 97-   | L   |   |   |                 | +ABS                 | 17-0115 | 44 | 21 |      |      | 81  |      | 30 | 84 |      | 648 | s7  |  |  |
|   |   | 97-   | L   |   |   |                 | -ABS                 | 17-0117 |    | 21 |      |      | 81  |      | 30 | 84 |      | 648 | s7  |  |  |
|   |   | 97-   | R   |   |   |                 | +ABS                 | 17-0116 | 44 | 21 |      | 23   | 81  | 81,5 | 30 | 84 |      | 742 | s8  |  |  |
|   |   | 97-   | R   |   |   |                 | -ABS                 | 17-0118 |    | 21 |      | 23   | 81  | 81,5 | 30 | 84 |      | 742 | s8  |  |  |
| 1.6 16v (79 kW) Eng. K4M700/ 708                |  | 97-   |     | ●   |   | +ABS            | 13-0388              |         |    |    | 26   | 86   | 138 |      |    |    |      |     |     |  |  |
|   |  | 97-   |     | ●   |   | +ABS            | 15-1573              | 44      | 23 | 35 | 57,4 | 95   | 51  |      |    |    |      | 11  | 2   |  |  |
|   |  | -6/98   | L   |   |   |                 | +ABS                 | 17-0315 | 44 | 23 |      |      | 90  |      | 30 | 80 |      | 654 | s7  |  |  |
|   |   | -6/98   | L   |   |   |                 | -ABS                 | 17-0317 |    | 23 |      |      | 81  |      | 30 | 84 |      | 651 | s7  |  |  |
|   |   | -6/98   | R   |   |   |                 | +ABS                 | 17-0316 | 44 | 23 | 23   |      | 90  | 95   |    | 80 | 43,6 | 751 | s20 |  |  |
|   |   | -6/98   | R   |   |   |                 | -ABS                 | 17-0318 |    | 23 |      | 23   | 81  | 71,5 |    | 84 |      | 751 | s20 |  |  |
|   |   | 7/98-   | L   |   |   |                 | +ABS, G.Box:JB3/JC5  | 17-0591 | 44 | 23 |      |      | 95  |      |    | 86 |      | 657 | s7  |  |  |
|   |   | 7/98-   | R   |   |   |                 | +ABS, G.Box:JB3, JC5 | 17-0592 | 44 | 23 |      | 23   | 90  |      |    | 85 |      | 745 | s8  |  |  |

| Megane I (JA0) Scenic '97-'99            |    | L/R     |  |  | NOTE    | METELLI ref.      | ABS     | A  | B  | C  | D    | E   | F    | H  | I    | L  | M   | Fig |  |  |
|--|---|---------|---|---|---------|-------------------|---------|----|----|----|------|-----|------|----|------|----|-----|-----|--|--|
| 1.6 e (JA0F) (66 kW) Eng. K7M702/ 703    |    | 97-99   |   | ●   | +ABS    | 13-0225           |         |    |    | 28 | 74   | 115 |      |    |      |    |     |     |  |  |
|  |    | 97-99   |   | ●   | +ABS    | 15-1310           | 44      | 21 | 22 | 51 | 80,8 | 53  |      |    |      |    | 5   | 2   |  |  |
|  |    | 10/98-  | L   |   |         | +ABS, G.Box:JB1/3 | 17-0599 | 44 | 21 |    |      | 86  |      |    | 84,5 |    | 653 | s7  |  |  |
|  |   | 10/98-  | L   |   |         | -ABS, G.Box:JB1/3 | 17-0597 |    | 21 |    |      | 86  |      | 30 | 84,5 |    | 653 | s7  |  |  |
|  |   | 10/98-  | R   |   |         | +ABS, G.Box:JB1/3 | 17-0600 | 44 | 21 |    |      | 86  |      |    | 84,5 |    | 745 | s8  |  |  |
|  |   | 10/98-  | R   |   |         | -ABS, G.Box:JB1/3 | 17-0598 |    | 21 |    |      | 86  |      |    | 84,5 |    | 745 | s8  |  |  |
|  |   | -9/98   | L   |   |         | +ABS              | 17-0115 | 44 | 21 |    |      | 81  |      | 30 | 84   |    | 648 | s7  |  |  |
|  |   | -9/98   | L   |   |         | -ABS              | 17-0117 |    | 21 |    |      | 81  |      | 30 | 84   |    | 648 | s7  |  |  |
|  |   | -9/98   | R   |   |         | +ABS              | 17-0116 | 44 | 21 |    | 23   | 81  | 81,5 | 30 | 84   |    | 742 | s8  |  |  |
| -9/98                                    | R   |         |   | -ABS  | 17-0118 |                   | 21      |    | 23 | 81 | 81,5 | 30  | 84   |    | 742  | s8 |     |     |  |  |
| 1.6 i (JA0L) (55 kW) Eng. K7M720         |    | 97-99   |   | ●   | +ABS    | 13-0225           |         |    |    | 28 | 74   | 115 |      |    |      |    |     |     |  |  |
|  |    | 97-99   |   | ●   | +ABS    | 15-1310           | 44      | 21 | 22 | 51 | 80,8 | 53  |      |    |      |    | 5   | 2   |  |  |
|  |    | 10/98-  | L   |   |         | +ABS, G.Box:JB1/3 | 17-0599 | 44 | 21 |    |      | 86  |      |    | 84,5 |    | 653 | s7  |  |  |
|  |   | 10/98-  | L   |   |         | -ABS, G.Box:JB1/3 | 17-0597 |    | 21 |    |      | 86  |      | 30 | 84,5 |    | 653 | s7  |  |  |
|  |   | 10/98-  | R   |   |         | +ABS, G.Box:JB1/3 | 17-0600 | 44 | 21 |    |      | 86  |      |    | 84,5 |    | 745 | s8  |  |  |
|  |   | 10/98-  | R   |   |         | -ABS, G.Box:JB1/3 | 17-0598 |    | 21 |    |      | 86  |      |    | 84,5 |    | 745 | s8  |  |  |
|  |   | -9/98   | L   |   |         | +ABS              | 17-0115 | 44 | 21 |    |      | 81  |      | 30 | 84   |    | 648 | s7  |  |  |
|  |   | -9/98   | L   |   |         | -ABS              | 17-0117 |    | 21 |    |      | 81  |      | 30 | 84   |    | 648 | s7  |  |  |
|  |   | -9/98   | R   |   |         | +ABS              | 17-0116 | 44 | 21 |    | 23   | 81  | 81,5 | 30 | 84   |    | 742 | s8  |  |  |
| -9/98                                    | R   |         |   | -ABS  | 17-0118 |                   | 21      |    | 23 | 81 | 81,5 | 30  | 84   |    | 742  | s8 |     |     |  |  |
| 1.9 D (47 kW) Eng. F8Q788/ 790           |    | 97-9/99 |   | ●   | +ABS    | 13-0225           |         |    |    | 28 | 74   | 115 |      |    |      |    |     |     |  |  |
|  |   | 97-9/99 |   | ●   | +ABS    | 15-1310           | 44      | 21 | 22 | 51 | 80,8 | 53  |      |    |      |    | 5   | 2   |  |  |
|  |  | 97-9/99 | L   |   |         | +ABS              | 17-0115 | 44 | 21 |    |      | 81  |      | 30 | 84   |    | 648 | s7  |  |  |
|  |   | 97-9/99 | L   |   |         | -ABS              | 17-0117 |    | 21 |    |      | 81  |      | 30 | 84   |    | 648 | s7  |  |  |
|  |   | 97-9/99 | R   |   |         | +ABS              | 17-0116 | 44 | 21 |    | 23   | 81  | 81,5 | 30 | 84   |    | 742 | s8  |  |  |
|  |   | 97-9/99 | R   |   |         | -ABS              | 17-0118 |    | 21 |    | 23   | 81  | 81,5 | 30 | 84   |    | 742 | s8  |  |  |
| 1.9 DT (JA0K/Y) (66 kW) Eng. F8Q784/ 786 |  | 97-9/99 |   | ●   | +ABS    | 13-0225           |         |    |    | 28 | 74   | 115 |      |    |      |    |     |     |  |  |
|  |  | 97-9/99 |   | ●   | +ABS    | 15-1310           | 44      | 21 | 22 | 51 | 80,8 | 53  |      |    |      |    | 5   | 2   |  |  |
|  |  | 97-9/99 | L   |   |         | +ABS              | 17-0115 | 44 | 21 |    |      | 81  |      | 30 | 84   |    | 648 | s7  |  |  |
|  |   | 97-9/99 | L   |   |         | -ABS              | 17-0117 |    | 21 |    |      | 81  |      | 30 | 84   |    | 648 | s7  |  |  |
|  |   | 97-9/99 | R   |   |         | +ABS              | 17-0116 | 44 | 21 |    | 23   | 81  | 81,5 | 30 | 84   |    | 742 | s8  |  |  |
|  |   | 97-9/99 | R   |   |         | -ABS              | 17-0118 |    | 21 |    | 23   | 81  | 81,5 | 30 | 84   |    | 742 | s8  |  |  |


























| <b>Megane I (JA0) Scenic '97-'99</b>           |   |  | L/R |  |  | NOTE         | METELLI ref.                          | ABS     | A  | B  | C    | D    | E   | F    | H  | I    | L    | M  | Fig |     |
|--|---|---|-----|---|---|--------------|---------------------------------------|---------|----|----|------|------|-----|------|----|------|------|----|-----|-----|
| 1.9 DTi (JA0N) (72 kW) Eng. F9Q730/ 734        |    | 97-9/99   |     | ●   |   | +ABS, ABS:44 | 13-0208                               |         |    |    | 25   | 90   | 107 |      |    |      |      |    |     |     |
|  |    | 97-9/99   |     | ●   |   | +ABS, ABS:44 | 15-1422                               | 44      | 23 | 25 | 56   | 90   | 52  |      |    |      |      | 3  | 3   |     |
|  |    | 97-99   | L   |   |   |              | +ABS, G.Box:JC5                       | 17-0580 | 44 | 23 |      |      | 90  |      | 30 | 83   |      |    | 702 | s7  |
|  |   | 97-99   | R   |   |   |              | +ABS, G.Box:JC5                       | 17-0579 | 44 | 23 |      | 23   | 90  | 86   |    | 82,5 | 42   |    | 745 | s8  |
| 2.0 (JA0G) (80 kW) Eng. F3R796                 |    | 99-   |     | ●   |   | +ABS         | 13-0388                               |         |    |    | 26   | 86   | 138 |      |    |      |      |    |     |     |
|  |    | 99-   |     | ●   |   | +ABS         | 15-1573                               | 44      | 23 | 35 | 57,4 | 95   | 51  |      |    |      |      | 11 | 2   |     |
|  |    | 99-   | L   |   |   |              | +ABS, G.Box:JB3/JC5                   | 17-0591 | 44 | 23 |      |      | 95  |      |    | 86   |      |    | 657 | s7  |
|  |   | 99-   | R   |   |   |              | +ABS, G.Box:JB3/JC5                   | 17-0592 | 44 | 23 |      | 23   | 90  |      |    | 85   |      |    | 745 | s8  |
| 2.0 (JA0G), 4x4 (84 kW) Eng. F3R750/ 751       |    | 97-   |     | ●   |   | +ABS         | 13-0388                               |         |    |    | 26   | 86   | 138 |      |    |      |      |    |     |     |
|  |    | 97-   |     | ●   |   | +ABS         | 15-1573                               | 44      | 23 | 35 | 57,4 | 95   | 51  |      |    |      |      | 11 | 2   |     |
|  |    | -6/98   | L   |   |   |              | +ABS                                  | 17-0315 | 44 | 23 |      |      | 90  |      | 30 | 80   |      |    | 654 | s7  |
|  |   | -6/98   | L   |   |   |              | -ABS                                  | 17-0317 |    | 23 |      |      | 81  |      | 30 | 84   |      |    | 651 | s7  |
|  |   | -6/98   | R   |   |   |              | +ABS                                  | 17-0316 | 44 | 23 | 23   |      | 90  | 95   |    | 80   | 43,6 |    | 751 | s20 |
|  |   | -6/98   | R   |   |   |              | -ABS                                  | 17-0318 |    | 23 |      | 23   | 81  | 71,5 |    | 84   |      |    | 751 | s20 |
|  |   | 7/98-   | L   |   |   |              | +ABS, G.Box:JB3/JC5                   | 17-0591 | 44 | 23 |      |      | 95  |      |    | 86   |      |    | 657 | s7  |
|  |   | 7/98-   | R   |   |   |              | +ABS, G.Box:JB3/JC5                   | 17-0592 | 44 | 23 |      | 23   | 90  |      |    | 85   |      |    | 745 | s8  |
| <b>Megane I (KA) SW '99-'02</b>                |   |  | L/R |  |  | NOTE         | METELLI ref.                          | ABS     | A  | B  | C    | D    | E   | F    | H  | I    | L    | M  | Fig |     |
| 1.4 16v (KA0D/W,1H/0) (70 kW) Eng. K4J714/ 750 |    | 3/99-02   |     | ●   |   | +ABS         | 13-0225                               |         |    |    | 28   | 74   | 115 |      |    |      |      |    |     |     |
|  |    | 3/99-02   |     | ●   |   | +ABS         | 15-1310                               | 44      | 21 | 22 | 51   | 80,8 | 53  |      |    |      |      | 5  | 2   |     |
|  |  | 3/99-02   | L   |   |   |              | +ABS, Mod. KA0W                       | 17-0115 | 44 | 21 |      |      | 81  |      | 30 | 84   |      |    | 648 | s7  |
|  |   | 3/99-02   | L   |   |   |              | +ABS, G.Box:JB1/3/JC5, Exc. Mod. KA0W | 17-0599 | 44 | 21 |      |      | 86  |      |    | 84,5 |      |    | 653 | s7  |
|  |   | 3/99-02   | L   |   |   |              | -ABS, Mod. KA0W                       | 17-0117 |    | 21 |      |      | 81  |      | 30 | 84   |      |    | 648 | s7  |
|  |   | 3/99-02   | L   |   |   |              | -ABS, G.Box:JB1/3/JC5, Exc. Mod. KA0W | 17-0597 |    | 21 |      |      | 86  |      | 30 | 84,5 |      |    | 653 | s7  |
|  |   | 3/99-02   | R   |   |   |              | +ABS, Mod. KA0W                       | 17-0116 | 44 | 21 |      | 23   | 81  | 81,5 | 30 | 84   |      |    | 742 | s8  |
|  |   | 3/99-02   | R   |   |   |              | +ABS, G.Box:JB1/3/JC5, Exc. Mod. KA0W | 17-0600 | 44 | 21 |      |      | 86  |      |    | 84,5 |      |    | 745 | s8  |
|  |   | 3/99-02   | R   |   |   |              | -ABS, Mod. KA0W                       | 17-0118 |    | 21 |      | 23   | 81  | 81,5 | 30 | 84   |      |    | 742 | s8  |
| 3/99-02  | R   |   |     |   | -ABS, G.Box:JB1/3/JC5, Exc. Mod. KA0W   | 17-0598      |                                       | 21      |    |    | 86   |      |     | 84,5 |    |      | 745  | s8 |     |     |
| 1.4 e (KA0V) (55 kW) Eng. E7J626               |  | 99-02   |     | ●   |   | +ABS         | 13-0225                               |         |    |    | 28   | 74   | 115 |      |    |      |      |    |     |     |
|  |  | 99-02   |     | ●   |   | +ABS         | 15-1310                               | 44      | 21 | 22 | 51   | 80,8 | 53  |      |    |      |      | 5  | 2   |     |
|  |  | 99-02   | L   |   |   |              | +ABS, G.Box:JB1/3-JC5                 | 17-0115 | 44 | 21 |      |      | 81  |      | 30 | 84   |      |    | 648 | s7  |
|  |   | 99-02   | L   |   |   |              | -ABS, G.Box:JB1/3-JC5                 | 17-0117 |    | 21 |      |      | 81  |      | 30 | 84   |      |    | 648 | s7  |
|  |   | 99-02   | R   |   |   |              | +ABS, G.Box:JB1/3-JC5                 | 17-0116 | 44 | 21 |      | 23   | 81  | 81,5 | 30 | 84   |      |    | 742 | s8  |
|  |   | 99-02   | R   |   |   |              | -ABS, G.Box:JB1/3-JC5                 | 17-0118 |    | 21 |      | 23   | 81  | 81,5 | 30 | 84   |      |    | 742 | s8  |

























| Megane I (KA) SW '99-'02                               |    | L/R       |  |  | NOTE                  | METELLI ref. | ABS | A  | B  | C    | D    | E    | F    | H    | I  | L   | M  | Fig |
|--|---|-----------|---|---|-----------------------|--------------|-----|----|----|------|------|------|------|------|----|-----|----|-----|
| 1.6 16v (KA0B/4, KA11) (79 kW) Eng. K4M700/701/704/708 |    | 3/99-02   | L   |   | +ABS, G.Box:JB1/3/JC5 | 17-0599      | 44  | 21 |    |      | 86   |      |      | 84,5 |    | 653 | s7 |     |
|  |   | 3/99-02   | L   |   | -ABS, G.Box:JB1/3/JC5 | 17-0597      |     | 21 |    |      | 86   |      | 30   | 84,5 |    | 653 | s7 |     |
|  |   | 3/99-02   | R   |   | +ABS, G.Box:JB1/3/JC5 | 17-0600      | 44  | 21 |    |      | 86   |      |      | 84,5 |    | 745 | s8 |     |
|  |   | 3/99-02   | R   |   | -ABS, G.Box:JB1/3/JC5 | 17-0598      |     | 21 |    |      | 86   |      |      | 84,5 |    | 745 | s8 |     |
| 1.6 e (KA0F) (66 kW) Eng. K7M702/703                   |    | 99-02     |   | ●   | +ABS                  | 13-0225      |     |    |    | 28   | 74   | 115  |      |      |    |     |    |     |
|  |   | 99-02     |   | ●   | +ABS                  | 15-1310      | 44  | 21 | 22 | 51   | 80,8 | 53   |      |      |    |     | 5  | 2   |
|  |    | 99-02     | L   |   | +ABS, G.Box:JB1/3     | 17-0115      | 44  | 21 |    |      | 81   |      | 30   | 84   |    | 648 | s7 |     |
|  |   | 99-02     | L   |   | -ABS, G.Box:JB1/3     | 17-0117      |     | 21 |    |      | 81   |      | 30   | 84   |    | 648 | s7 |     |
|  |   | 99-02     | R   |   | +ABS, G.Box:JB1/3     | 17-0116      | 44  | 21 |    | 23   | 81   | 81,5 | 30   | 84   |    | 742 | s8 |     |
|  |   | 99-02     | R   |   | -ABS, G.Box:JB1/3     | 17-0118      |     | 21 |    | 23   | 81   | 81,5 | 30   | 84   |    | 742 | s8 |     |
| 1.8 16v (KA0S, KA12/A/M/R) (85-88 kW) Eng. F4P720/722  |    | 01-       |   | ●   | +ABS                  | 13-0388      |     |    |    | 26   | 86   | 138  |      |      |    |     |    |     |
|  |   | 01-       |   | ●   | +ABS                  | 15-1573      | 44  | 23 | 35 | 57,4 | 95   | 51   |      |      |    |     | 11 | 2   |
|  |    | 01-02     | L   |   | +ABS                  | 17-0591      | 44  | 23 |    |      | 95   |      |      | 86   |    | 657 | s7 |     |
|  |   | 1/01-2/01 | R   |   | +ABS                  | 17-0592      | 44  | 23 |    | 23   | 90   |      |      | 85   |    | 745 | s8 |     |
|  |   | 2/01-     | R   |   | +ABS                  | 17-0593      | 44  | 23 |    | 23   | 87,5 |      |      | 86   |    | 749 | s6 |     |
| 1.9 D (40-44-47 kW) Eng. F8Q606/630/662/790            |    | 99-02     |   | ●   | +ABS                  | 13-0225      |     |    |    | 28   | 74   | 115  |      |      |    |     |    |     |
|  |   | 99-02     |   | ●   | +ABS                  | 15-1310      | 44  | 21 | 22 | 51   | 80,8 | 53   |      |      |    |     | 5  | 2   |
|  |    | 99-02     | L   |   | +ABS                  | 17-0115      | 44  | 21 |    |      | 81   |      | 30   | 84   |    | 648 | s7 |     |
|  |   | 99-02     | L   |   | -ABS                  | 17-0117      |     | 21 |    |      | 81   |      | 30   | 84   |    | 648 | s7 |     |
|  |   | 99-02     | R   |   | +ABS                  | 17-0116      | 44  | 21 |    | 23   | 81   | 81,5 | 30   | 84   |    | 742 | s8 |     |
|  |   | 99-02     | R   |   | -ABS                  | 17-0118      |     | 21 |    | 23   | 81   | 81,5 | 30   | 84   |    | 742 | s8 |     |
| 1.9 DCi (KA05, KA1F) (75 kW) Eng. F9Q732/733           |  | 01-       |   | ●   | +ABS                  | 13-0372      |     |    |    | 22   | 76   | 113  |      |      |    |     |    |     |
|  |   | 01-       |   | ●   | +ABS                  | 15-1542      | 44  | 23 | 30 | 57,3 | 85   | 50,8 |      |      |    |     | 11 | 2   |
|  |  | 01-02     | L   |   | +ABS                  | 17-0594      | 44  | 23 |    |      | 84   |      | 30   | 86   |    | 655 | s7 |     |
|  |   | 1/01-2/01 | R   |   | +ABS                  | 17-0595      | 44  | 23 |    | 23   | 85   | 80   |      | 86   |    | 746 | s8 |     |
|  |   | 2/01-     | R   |   | +ABS                  | 17-0596      | 44  | 23 |    | 28   | 83,6 |      | 29,8 | 86   |    | 750 | s7 |     |
| 1.9 DTi (KA0N) (72 kW) Eng. F9Q731/736                 |  | 99-01     |   | ●   | +ABS                  | 13-0208      |     |    |    | 25   | 90   | 107  |      |      |    |     |    |     |
|  |   | 99-01     |   | ●   | +ABS                  | 15-1422      | 44  | 23 | 25 | 56   | 90   | 52   |      |      |    |     | 3  | 3   |
|  |  | 99-01     | L   |   | +ABS, G.Box:JC5       | 17-0580      | 44  | 23 |    |      | 90   |      | 30   | 83   |    | 702 | s7 |     |
|  |   | 99-01     | R   |   | +ABS, G.Box:JC5       | 17-0579      | 44  | 23 |    | 23   | 90   | 86   |      | 82,5 | 42 | 745 | s8 |     |





































| <b>Megane I (KA) SW '99-'02</b>                                |   |  | L/R |  |  | NOTE                  | METELLI ref.                          | ABS     | A  | B  | C    | D    | E    | F    | H    | I    | L   | M   | Fig |    |
|--|---|---|-----|---|---|-----------------------|---------------------------------------|---------|----|----|------|------|------|------|------|------|-----|-----|-----|----|
| 1.9 DTi (KA1U) (59 kW) Eng. F9Q744                             |    | 01-   |     | •   |   | +ABS                  | 13-0372                               |         |    |    | 22   | 76   | 113  |      |      |      |     |     |     |    |
|  |    | 01-   |     | •   |   | +ABS                  | 15-1542                               | 44      | 23 | 30 | 57,3 | 85   | 50,8 |      |      |      |     | 11  | 2   |    |
|  |    | 01-02   | L   |   |   |                       | +ABS                                  | 17-0594 | 44 | 23 |      |      | 84   |      | 30   | 86   |     |     | 655 | s7 |
|  |   | 1/01-2/01   | R   |   |   |                       | +ABS                                  | 17-0595 | 44 | 23 |      | 23   | 85   | 80   |      | 86   |     |     | 746 | s8 |
|  |   | 2/01-02   | R   |   |   |                       | +ABS                                  | 17-0596 | 44 | 23 |      | 28   | 83,6 |      | 29,8 | 86   |     |     | 750 | s7 |
| <b>Megane I (LA) Classic '96-'02</b>                           |   |  | L/R |  |  | NOTE                  | METELLI ref.                          | ABS     | A  | B  | C    | D    | E    | F    | H    | I    | L   | M   | Fig |    |
| 1.4 16v (LA0D/W, 1H/0) (70 kW) Eng. K4J714/ 750                |    | 3/99-02   |     | •   |   | +ABS                  | 13-0225                               |         |    |    | 28   | 74   | 115  |      |      |      |     |     |     |    |
|  |    | 3/99-02   |     | •   |   | +ABS                  | 15-1310                               | 44      | 21 | 22 | 51   | 80,8 | 53   |      |      |      |     | 5   | 2   |    |
|  |    | 3/99-02   | L   |   |   |                       | +ABS, Mod. LA0W                       | 17-0115 | 44 | 21 |      |      | 81   |      | 30   | 84   |     |     | 648 | s7 |
|  |   | 3/99-02   | L   |   |   |                       | +ABS, G.Box:JB1/3/JC5, Exc. Mod. LA0W | 17-0599 | 44 | 21 |      |      | 86   |      |      | 84,5 |     |     | 653 | s7 |
|  |   | 3/99-02   | L   |   |   |                       | -ABS, Mod. LA0W                       | 17-0117 |    | 21 |      |      | 81   |      | 30   | 84   |     |     | 648 | s7 |
|  |   | 3/99-02   | L   |   |   |                       | -ABS, G.Box:JB1/3/JC5, Exc. Mod. LA0W | 17-0597 |    | 21 |      |      | 86   |      | 30   | 84,5 |     |     | 653 | s7 |
|  |   | 3/99-02   | R   |   |   |                       | +ABS, Mod. LA0W                       | 17-0116 | 44 | 21 |      | 23   | 81   | 81,5 | 30   | 84   |     |     | 742 | s8 |
|  |   | 3/99-02   | R   |   |   |                       | +ABS, G.Box:JB1/3/JC5, Exc. Mod. LA0W | 17-0600 | 44 | 21 |      |      | 86   |      |      | 84,5 |     |     | 745 | s8 |
|  |   | 3/99-02   | R   |   |   |                       | -ABS, Mod. LA0W                       | 17-0118 |    | 21 |      | 23   | 81   | 81,5 | 30   | 84   |     |     | 742 | s8 |
| 3/99-02  | R   |   |     |   | -ABS, G.Box:JB1/3/JC5, Exc. Mod. LA0W   | 17-0598               |                                       | 21      |    |    | 86   |      |      | 84,5 |      |      | 745 | s8  |     |    |
| 1.4 e (LA0E/V) (52-55 kW) Eng. E7J626/ 764                     |    | 96-   |     | •   |   | +ABS                  | 13-0225                               |         |    |    | 28   | 74   | 115  |      |      |      |     |     |     |    |
|  |    | 96-   |     | •   |   | +ABS                  | 15-1310                               | 44      | 21 | 22 | 51   | 80,8 | 53   |      |      |      |     | 5   | 2   |    |
|  |   | 96-   | L   |   |   |                       | +ABS                                  | 17-0115 | 44 | 21 |      |      | 81   |      | 30   | 84   |     |     | 648 | s7 |
|  |   | 96-   | L   |   |   |                       | -ABS                                  | 17-0117 |    | 21 |      |      | 81   |      | 30   | 84   |     |     | 648 | s7 |
|  |   | 96-   | R   |   |   |                       | +ABS                                  | 17-0116 | 44 | 21 |      | 23   | 81   | 81,5 | 30   | 84   |     |     | 742 | s8 |
| 96-  | R   |   |     |   | -ABS  | 17-0118               |                                       | 21      |    | 23 | 81   | 81,5 | 30   | 84   |      |      | 742 | s8  |     |    |
| 1.6 16v (LA04/B, LA11/C/J) (70-79-83 kW) Eng. K4M700/ 701/ 708 |  | 01-   | L   |   |   | +ABS                  | 17-0594                               | 44      | 23 |    |      | 84   |      | 30   | 86   |      |     | 655 | s7  |    |
|  |   | 1/01-2/01   | R   |   |   | +ABS                  | 17-0595                               | 44      | 23 |    | 23   | 85   | 80   |      | 86   |      |     | 746 | s8  |    |
|  |   | 2/01-   | R   |   |   | +ABS                  | 17-0596                               | 44      | 23 |    | 28   | 83,6 |      | 29,8 | 86   |      |     | 750 | s7  |    |
|  |   | 3/99-02   | L   |   |   | +ABS, G.Box:JB1/3/JC5 | 17-0599                               | 44      | 21 |    |      | 86   |      |      | 84,5 |      |     | 653 | s7  |    |
|  |   | 3/99-02   | L   |   |   | -ABS, G.Box:JB1/3/JC5 | 17-0597                               |         | 21 |    |      | 86   |      | 30   | 84,5 |      |     | 653 | s7  |    |
|  |   | 3/99-02   | R   |   |   | +ABS, G.Box:JB1/3/JC5 | 17-0600                               | 44      | 21 |    |      | 86   |      |      | 84,5 |      |     | 745 | s8  |    |
|  |   | 3/99-02   | R   |   |   | -ABS, G.Box:JB1/3/JC5 | 17-0598                               |         | 21 |    |      | 86   |      |      | 84,5 |      |     | 745 | s8  |    |























| Megane I (LA) Classic '96-'02                          |    | L/R       |  |  | NOTE | METELLI ref. | ABS     | A  | B  | C    | D    | E    | F    | H    | I  | L | M   | Fig |  |  |
|--|---|-----------|---|---|------|--------------|---------|----|----|------|------|------|------|------|----|---|-----|-----|--|--|
| 1.6 e (LA0F/S) (66 kW) Eng. K7M702/ 703/ 790           |    | 96-99     |   | ●   | +ABS | 13-0225      |         |    |    | 28   | 74   | 115  |      |      |    |   |     |     |  |  |
|  |    | 96-99     |   | ●   | +ABS | 15-1310      | 44      | 21 | 22 | 51   | 80,8 | 53   |      |      |    |   | 5   | 2   |  |  |
|  |    | 96-99     | L   |   |      | +ABS         | 17-0115 | 44 | 21 |      |      | 81   |      | 30   | 84 |   | 648 | s7  |  |  |
|  |   | 96-99     | L   |   |      | -ABS         | 17-0117 |    | 21 |      |      | 81   |      | 30   | 84 |   | 648 | s7  |  |  |
|  |   | 96-99     | R   |   |      | +ABS         | 17-0116 | 44 | 21 |      | 23   | 81   | 81,5 | 30   | 84 |   | 742 | s8  |  |  |
|  |   | 96-99     | R   |   |      | -ABS         | 17-0118 |    | 21 |      | 23   | 81   | 81,5 | 30   | 84 |   | 742 | s8  |  |  |
| 1.6 i (LA0L) (55 kW) Eng. K7M720                       |    | 96-99     |   | ●   | +ABS | 13-0225      |         |    |    | 28   | 74   | 115  |      |      |    |   |     |     |  |  |
|  |    | 96-99     |   | ●   | +ABS | 15-1310      | 44      | 21 | 22 | 51   | 80,8 | 53   |      |      |    |   | 5   | 2   |  |  |
|  |    | 96-99     | L   |   |      | +ABS         | 17-0115 | 44 | 21 |      |      | 81   |      | 30   | 84 |   | 648 | s7  |  |  |
|  |   | 96-99     | L   |   |      | -ABS         | 17-0117 |    | 21 |      |      | 81   |      | 30   | 84 |   | 648 | s7  |  |  |
|  |   | 96-99     | R   |   |      | +ABS         | 17-0116 | 44 | 21 |      | 23   | 81   | 81,5 | 30   | 84 |   | 742 | s8  |  |  |
|  |   | 96-99     | R   |   |      | -ABS         | 17-0118 |    | 21 |      | 23   | 81   | 81,5 | 30   | 84 |   | 742 | s8  |  |  |
| 1.8 16v (LA06, LA12/A/M/R) (85-88 kW) Eng. F4P720/ 722 |    | 01-       |   | ●   | +ABS | 13-0388      |         |    |    | 26   | 86   | 138  |      |      |    |   |     |     |  |  |
|  |    | 01-       |   | ●   | +ABS | 15-1573      | 44      | 23 | 35 | 57,4 | 95   | 51   |      |      |    |   | 11  | 2   |  |  |
|  |    | 01-02     | L   |   |      | +ABS         | 17-0591 | 44 | 23 |      |      | 95   |      |      | 86 |   | 657 | s7  |  |  |
|  |   | 1/01-2/01 | R   |   |      | +ABS         | 17-0592 | 44 | 23 |      | 23   | 90   |      |      | 85 |   | 745 | s8  |  |  |
|  |   | 2/01-     | R   |   |      | +ABS         | 17-0593 | 44 | 23 |      | 23   | 87,5 |      |      | 86 |   | 749 | s6  |  |  |
| 1.9 D (LA0A/U) (47-66-68 kW) Eng. F8Q620/ 624          |    | 96-       |   | ●   | +ABS | 13-0225      |         |    |    | 28   | 74   | 115  |      |      |    |   |     |     |  |  |
|  |    | 96-       |   | ●   | +ABS | 15-1310      | 44      | 21 | 22 | 51   | 80,8 | 53   |      |      |    |   | 5   | 2   |  |  |
|  |  | 96-       | L   |   |      | +ABS         | 17-0115 | 44 | 21 |      |      | 81   |      | 30   | 84 |   | 648 | s7  |  |  |
|  |   | 96-       | L   |   |      | -ABS         | 17-0117 |    | 21 |      |      | 81   |      | 30   | 84 |   | 648 | s7  |  |  |
|  |   | 96-       | R   |   |      | +ABS         | 17-0116 | 44 | 21 |      | 23   | 81   | 81,5 | 30   | 84 |   | 742 | s8  |  |  |
|  |   | 96-       | R   |   |      | -ABS         | 17-0118 |    | 21 |      | 23   | 81   | 81,5 | 30   | 84 |   | 742 | s8  |  |  |
| 1.9 DCi (LA05, LA1F) (75 kW) Eng. F9Q732/ 733/ 738     |  | 01-       |   | ●   | +ABS | 13-0372      |         |    |    | 22   | 76   | 113  |      |      |    |   |     |     |  |  |
|  |  | 01-       |   | ●   | +ABS | 15-1542      | 44      | 23 | 30 | 57,3 | 85   | 50,8 |      |      |    |   | 11  | 2   |  |  |
|  |  | 01-02     | L   |   |      | +ABS         | 17-0594 | 44 | 23 |      |      | 84   |      | 30   | 86 |   | 655 | s7  |  |  |
|  |   | 1/01-2/01 | R   |   |      | +ABS         | 17-0595 | 44 | 23 |      | 23   | 85   | 80   |      | 86 |   | 746 | s8  |  |  |
|  |   | 2/01-     | R   |   |      | +ABS         | 17-0596 | 44 | 23 |      | 28   | 83,6 |      | 29,8 | 86 |   | 750 | s7  |  |  |



















































| <b>Megane I (LA) Classic '96-'02</b>                |   |    | L/R |    |    | NOTE | METELLI ref.    | ABS     | A  | B  | C    | D    | E    | F    | H    | I    | L    | M   | Fig |  |  |
|---|---|---|-----|---|---|------|-----------------|---------|----|----|------|------|------|------|------|------|------|-----|-----|--|--|
| 1.9 DT (LA0K/Y) (66 kW) Eng. F8Q784/ 786            |    | 96-   |     | ●   |   | +ABS | 13-0225         |         |    |    | 28   | 74   | 115  |      |      |      |      |     |     |  |  |
|   |    | 96-   |     | ●   |   | +ABS | 15-1310         | 44      | 21 | 22 | 51   | 80,8 | 53   |      |      |      |      | 5   | 2   |  |  |
|   |    | 96-   | L   |   |   |      | +ABS            | 17-0115 | 44 | 21 |      |      | 81   |      | 30   | 84   |      | 648 | s7  |  |  |
|   |   | 96-   | L   |   |   |      | -ABS            | 17-0117 |    | 21 |      |      | 81   |      | 30   | 84   |      | 648 | s7  |  |  |
|   |   | 96-   | R   |   |   |      | +ABS            | 17-0116 | 44 | 21 |      | 23   | 81   | 81,5 | 30   | 84   |      | 742 | s8  |  |  |
|   |   | 96-   | R   |   |   |      | -ABS            | 17-0118 |    | 21 |      | 23   | 81   | 81,5 | 30   | 84   |      | 742 | s8  |  |  |
| 1.9 DTi (LA08/N) (72 kW) Eng. F9Q730/ 731/ 734/ 736 |    | 97-01   |     | ●   |   | +ABS | 13-0225         |         |    |    | 28   | 74   | 115  |      |      |      |      |     |     |  |  |
|   |    | 97-01   |     | ●   |   | +ABS | 15-1310         | 44      | 21 | 22 | 51   | 80,8 | 53   |      |      |      |      | 5   | 2   |  |  |
|   |    | 97-01   | L   |   |   |      | +ABS, G.Box:JC5 | 17-0594 | 44 | 23 |      |      | 84   |      | 30   | 86   |      | 655 | s7  |  |  |
|   |   | 97-01   | R   |   |   |      | +ABS, G.Box:JC5 | 17-0595 | 44 | 23 |      | 23   | 85   | 80   |      | 86   |      | 746 | s8  |  |  |
| 1.9 DTi (LA1U) (59 kW) Eng. F9Q744                  |    | 01-   |     | ●   |   | +ABS | 13-0372         |         |    |    | 22   | 76   | 113  |      |      |      |      |     |     |  |  |
|   |    | 01-   |     | ●   |   | +ABS | 15-1542         | 44      | 23 | 30 | 57,3 | 85   | 50,8 |      |      |      |      | 11  | 2   |  |  |
|   |    | 01-02   | L   |   |   |      | +ABS            | 17-0594 | 44 | 23 |      |      | 84   |      | 30   | 86   |      | 655 | s7  |  |  |
|   |   | 1/01-2/01   | R   |   |   |      | +ABS            | 17-0595 | 44 | 23 |      | 23   | 85   | 80   |      | 86   |      | 746 | s8  |  |  |
|   |   | 2/01-02   | R   |   |   |      | +ABS            | 17-0596 | 44 | 23 |      | 28   | 83,6 |      | 29,8 | 86   |      | 750 | s7  |  |  |
| 1.9 TDi (69 kW) Eng. F8Q784                         |    | 96-   |     | ●   |   | +ABS | 13-0225         |         |    |    | 28   | 74   | 115  |      |      |      |      |     |     |  |  |
|   |    | 96-   |     | ●   |   | +ABS | 15-1310         | 44      | 21 | 22 | 51   | 80,8 | 53   |      |      |      |      | 5   | 2   |  |  |
| 2.0 (LA07/G) (80-83-84 kW) Eng. F3R750/ 751/ 752    |    | 96-   |     | ●   |   | +ABS | 13-0225         |         |    |    | 28   | 74   | 115  |      |      |      |      |     |     |  |  |
|   |    | 96-   |     | ●   |   | +ABS | 15-1310         | 44      | 21 | 22 | 51   | 80,8 | 53   |      |      |      |      | 5   | 2   |  |  |
|   |   | 96-   | L   |   |   |      | +ABS            | 17-0115 | 44 | 21 |      |      | 81   |      | 30   | 84   |      | 648 | s7  |  |  |
|   |   | 96-   | L   |   |   |      | -ABS            | 17-0117 |    | 21 |      |      | 81   |      | 30   | 84   |      | 648 | s7  |  |  |
|   |   | 96-   | R   |   |   |      | +ABS            | 17-0116 | 44 | 21 |      | 23   | 81   | 81,5 | 30   | 84   |      | 742 | s8  |  |  |
|   |   | 96-   | R   |   |   |      | -ABS            | 17-0118 |    | 21 |      | 23   | 81   | 81,5 | 30   | 84   |      | 742 | s8  |  |  |
| <b>Megane II (BM0, CM0), SW, Coupe '02-'08</b>      |   |  | L/R |  |  | NOTE | METELLI ref.    | ABS     | A  | B  | C    | D    | E    | F    | H    | I    | L    | M   | Fig |  |  |
| 1.4 16v (BM0B, CM0B) (70-72 kW) Eng. K4J730         |  | 02-   |     | ●   |   |      | 13-0346         |         |    |    | 20   | 68   | 100  |      |      |      |      |     |     |  |  |
|   |  | 02-   |     | ●   |   |      | 15-1501         |         | 23 | 30 | 49   | 83,6 | 50   |      |      |      |      | 11  | 2   |  |  |
| 1.4 16v (Exc. SW) (60 kW) Eng. K4J732               |  | 03-   |     | ●   |   |      | 13-0346         |         |    |    | 20   | 68   | 100  |      |      |      |      |     |     |  |  |
|   |  | 03-   |     | ●   |   |      | 15-1501         |         | 23 | 30 | 49   | 83,6 | 50   |      |      |      |      | 11  | 2   |  |  |
|   |  | 03-08   | L   |   |   |      | M/T             | 17-0859 |    | 23 | 26   |      | 83,7 | 78   |      | 86,2 | 63,2 | 674 | s3  |  |  |
|   |   | 03-08   | R   |   |   |      | M/T             | 17-0860 |    | 23 | 26   |      | 83,7 | 79   |      | 86,2 | 325  | 914 | s4  |  |  |































| Megane II (BM0, CM0), SW, Coupe '02-'08                      |    | L/R   |  |  | NOTE | METELLI ref.      | ABS     | A  | B  | C    | D    | E    | F    | H | I    | L    | M   | Fig |    |  |  |
|--|---|-------|---|--|------|-------------------|---------|----|----|------|------|------|------|---|------|------|-----|-----|----|--|--|
| 1.5 DCi (74 kW) Eng. K9K728/ 729                             |    | 03-08 |   | •  |      | 13-0346           |         |    |    | 20   | 68   | 100  |      |   |      |      |     |     |    |  |  |
|  |    | 03-08 |   | •  |      | 15-1501           |         | 23 | 30 | 49   | 83,6 | 50   |      |   |      |      |     | 11  | 2  |  |  |
|  |   | 03-08 | L   |  |      | M/T, 5Sp          | 17-0859 |    | 23 | 26   |      | 83,7 | 78   |   | 86,2 | 63,2 | 674 |     | s3 |  |  |
|  |    | 03-08 | L   |  |      | M/T, 6Sp          | 17-0905 |    | 25 | 26   |      | 83   | 81,4 |   | 88   | 63,2 | 663 |     | s3 |  |  |
|  |   | 03-08 | R   |  |      | M/T, 5Sp          | 17-0860 |    | 23 | 26   |      | 83,7 | 79   |   | 86,2 | 325  | 914 |     | s4 |  |  |
|  |   | 03-08 | R   |  |      | M/T, 6Sp          | 17-0897 |    | 25 | 26   |      | 83   | 81,5 |   | 88   | 325  | 906 |     | s4 |  |  |
| 1.5 DCi (76 kW) Eng. K9K734                                  |    | 07-08 | L   |  |      | M/T, 6Sp          | 17-0905 |    | 25 | 26   |      | 83   | 81,4 |   | 88   | 63,2 | 663 |     | s3 |  |  |
|  |   | 07-08 | R   |  |      | M/T, 6Sp          | 17-0897 |    | 25 | 26   |      | 83   | 81,5 |   | 88   | 325  | 906 |     | s4 |  |  |
| 1.5 DCi (BM0F, CM0F) (60 kW) Eng. K9K702/ 710/ 722           |    | 02-   |   | •  |      | 13-0346           |         |    |    | 20   | 68   | 100  |      |   |      |      |     |     |    |  |  |
|  |    | 02-   |   | •  |      | 15-1501           |         | 23 | 30 | 49   | 83,6 | 50   |      |   |      |      |     | 11  | 2  |  |  |
|  |    | 02-08 | L   |  |      | M/T, 5Sp          | 17-0859 |    | 23 | 26   |      | 83,7 | 78   |   | 86,2 | 63,2 | 674 |     | s3 |  |  |
|  |   | 02-08 | R   |  |      | M/T, 5Sp          | 17-0860 |    | 23 | 26   |      | 83,7 | 79   |   | 86,2 | 325  | 914 |     | s4 |  |  |
| 1.5 DCi, Coupe, Cabrio (63 kW) Eng. K9K724                   |    | 05-   |   | •  |      | 13-0346           |         |    |    | 20   | 68   | 100  |      |   |      |      |     |     |    |  |  |
|  |    | 05-   |   | •  |      | 15-1501           |         | 23 | 30 | 49   | 83,6 | 50   |      |   |      |      |     | 11  | 2  |  |  |
|  |    | 05-08 | L   |  |      | M/T, 5Sp          | 17-0859 |    | 23 | 26   |      | 83,7 | 78   |   | 86,2 | 63,2 | 674 |     | s3 |  |  |
|  |   | 05-08 | R   |  |      | M/T, 5Sp          | 17-0860 |    | 23 | 26   |      | 83,7 | 79   |   | 86,2 | 325  | 914 |     | s4 |  |  |
| 1.5 DCi, Coupe, Cabrio (78 kW) Eng. K9K764/ 732              |    | 05-08 |   | •  |      | 13-0346           |         |    |    | 20   | 68   | 100  |      |   |      |      |     |     |    |  |  |
|  |    | 05-08 |   | •  |      | 15-1501           |         | 23 | 30 | 49   | 83,6 | 50   |      |   |      |      |     | 11  | 2  |  |  |
|  |   | 05-08 | L   |  |      | M/T, 5Sp          | 17-0859 |    | 23 | 26   |      | 83,7 | 78   |   | 86,2 | 63,2 | 674 |     | s3 |  |  |
|  |   | 05-08 | L   |  |      | M/T, 6Sp          | 17-0905 |    | 25 | 26   |      | 83   | 81,4 |   | 88   | 63,2 | 663 |     | s3 |  |  |
|  |   | 05-08 | R   |  |      | M/T, 5Sp          | 17-0860 |    | 23 | 26   |      | 83,7 | 79   |   | 86,2 | 325  | 914 |     | s4 |  |  |
|  |   | 05-08 | R   |  |      | M/T, 6Sp          | 17-0897 |    | 25 | 26   |      | 83   | 81,5 |   | 88   | 325  | 906 |     | s4 |  |  |
| 1.6 16v (77 kW) Eng. K4M762/ 788                             |  | 9/06- |   | •  |      | 13-0346           |         |    |    | 20   | 68   | 100  |      |   |      |      |     |     |    |  |  |
|  |  | 9/06- |   | •  |      | 15-1501           |         | 23 | 30 | 49   | 83,6 | 50   |      |   |      |      |     | 11  | 2  |  |  |
| 1.6 16v, Coupe, Cabrio (BM0C, CM0C) (83 kW) Eng. K4M760/ 761 |  | 02-   |   | •  |      | 13-0346           |         |    |    | 20   | 68   | 100  |      |   |      |      |     |     |    |  |  |
|  |  | 02-   |   | •  |      | 15-1501           |         | 23 | 30 | 49   | 83,6 | 50   |      |   |      |      |     | 11  | 2  |  |  |
|  |  | 02-08 | L   |  |      | M/T, Only 82-83kW | 17-0903 |    | 23 | 26   |      | 84   | 78   |   | 86   | 63,2 | 672 |     | s3 |  |  |
|  |   | 02-08 | R   |  |      | M/T, Only 82-83kW | 17-0896 |    | 23 | 26   |      | 84   | 79   |   | 86   | 325  | 916 |     | s4 |  |  |
| 1.9 DCi, Coupe, Cabrio (81 kW) Eng. F9Q804/ 818              |  | 05-   |   | •  |      | 13-0361           |         |    |    | 22   | 82   | 126  |      |   |      |      |     |     |    |  |  |
|  |  | 05-   |   | •  |      | 15-1519           |         | 25 | 33 | 52,7 | 84   | 52,5 |      |   |      |      |     | 11  | 2  |  |  |
| 1.9 DCi, Coupe, Cabrio (96 kW) Eng. F9Q803/ 804              |  | 05-   |   | •  |      | 15-1580           |         | 23 | 33 | 49   | 84   | 51   |      |   |      |      |     | 11  | 2  |  |  |
|  |   |       |   |  |      |                   |         |    |    |      |      |      |      |   |      |      |     |     |    |  |  |

| <b>Megane II (BM0, CM0), SW, Coupe '02-'08</b>  |   |  | L/R |  |  | NOTE     | METELLI ref. | ABS | A  | B  | C    | D    | E    | F | H | I | L | M | Fig |   |
|---|---|---|-----|---|--|----------|--------------|-----|----|----|------|------|------|---|---|---|---|---|-----|---|
| 1.9 DCi, Coupe, Cabrio (BM0G, CM0G)<br>(60-75-77-88 kW) Eng. F9Q730/ 731/ 734/ 736/ 800 |    | 02-   |     | •   |  |          | 13-0361      |     |    |    | 22   | 82   | 126  |   |   |   |   |   |     |   |
|   |    | 02-   |     | •   |  |          | 15-1519      |     | 25 | 33 | 52,7 | 84   | 52,5 |   |   |   |   |   | 11  | 2 |
| 2.0 16v T., Coupe, Cabrio (Exc. SW) (120 kW)<br>Eng. F4R776                             |    | 05-   |     | •   |  |          | 13-0361      |     |    |    | 22   | 82   | 126  |   |   |   |   |   |     |   |
|   |    | 05-   |     | •   |  |          | 15-1519      |     | 25 | 33 | 52,7 | 84   | 52,5 |   |   |   |   |   | 11  | 2 |
| 2.0 16v, Coupe, Cabrio (BM0U, CM0U) (99 kW)<br>Eng. F4R770/ 771                         |    | 02-   |     | •   |  |          | 15-1580      |     | 23 | 33 | 49   | 84   | 51   |   |   |   |   |   | 11  | 2 |
| <b>Megane III Coupe, Cabrio '08-</b>  |   |  | L/R |  |  | NOTE     | METELLI ref. | ABS | A  | B  | C    | D    | E    | F | H | I | L | M | Fig |   |
| 1.4 (96 kW) Eng. H4J700   |    | 09-   |     | •   |  |          | 13-0494      |     |    |    | 26   | 87   | 117  |   |   |   |   |   |     |   |
|   |    | 09-   |     | •   |  |          | 15-1727      |     | 25 | 33 | 52,5 | 89,9 | 53,9 |   |   |   |   |   | 11  | 2 |
| 1.6 (74 kW) Eng. K4M848   |    | 08-   |     | •   |  |          | 13-0495      |     |    |    | 22   | 82   | 126  |   |   |   |   |   |     |   |
|   |    | 08-   |     | •   |  |          | 15-1728      |     | 25 | 23 | 52,5 | 82   | 54,9 |   |   |   |   |   | 5   | 1 |
| 1.6 16v (81 kW) Eng. K4M866   |    | 09-   |     | •   |  |          | 13-0495      |     |    |    | 22   | 82   | 126  |   |   |   |   |   |     |   |
|   |    | 09-   |     | •   |  |          | 15-1728      |     | 25 | 23 | 52,5 | 82   | 54,9 |   |   |   |   |   | 5   | 1 |
| 1.6 DCi (96 kW) Eng. R9M402   |    | 11-   |     | •   |  |          | 13-0494      |     |    |    | 26   | 87   | 117  |   |   |   |   |   |     |   |
|   |    | 11-   |     | •   |  |          | 15-1727      |     | 25 | 33 | 52,5 | 89,9 | 53,9 |   |   |   |   |   | 11  | 2 |
| 1.9 DCi (96 kW) Eng. F9Q870/ 872  |    | 08-   |     | •   |  |          | 13-0494      |     |    |    | 26   | 87   | 117  |   |   |   |   |   |     |   |
|   |    | 08-   |     | •   |  |          | 15-1727      |     | 25 | 33 | 52,5 | 89,9 | 53,9 |   |   |   |   |   | 11  | 2 |
| <b>Megane III, SW '08-</b>  |   |  | L/R |  |  | NOTE     | METELLI ref. | ABS | A  | B  | C    | D    | E    | F | H | I | L | M | Fig |   |
| 1.4 16v (96 kW) Eng. H4J700   |   | 09-   |     | •   |  |          | 13-0494      |     |    |    | 26   | 87   | 117  |   |   |   |   |   |     |   |
|   |  | 09-   |     | •   |  |          | 15-1727      |     | 25 | 33 | 52,5 | 89,9 | 53,9 |   |   |   |   |   | 11  | 2 |
| 1.6 (74 kW) Eng. K4M848   |  | 08-   |     | •   |  |          | 13-0495      |     |    |    | 22   | 82   | 126  |   |   |   |   |   |     |   |
|   |  | 08-   |     | •   |  |          | 15-1728      |     | 25 | 23 | 52,5 | 82   | 54,9 |   |   |   |   |   | 5   | 1 |
| 1.6 16v (81-82 kW) Eng. K4M858  |  | 08-   |     | •   |  |          | 13-0495      |     |    |    | 22   | 82   | 126  |   |   |   |   |   |     |   |
|   |  | 08-   |     | •   |  |          | 15-1728      |     | 25 | 23 | 52,5 | 82   | 54,9 |   |   |   |   |   | 5   | 1 |
| 1.6 DCi (96 kW) Eng. R9M402/404   |  | 11-   |     | •   |  |          | 13-0494      |     |    |    | 26   | 87   | 117  |   |   |   |   |   |     |   |
|   |  | 11-   |     | •   |  |          | 15-1727      |     | 25 | 33 | 52,5 | 89,9 | 53,9 |   |   |   |   |   | 11  | 2 |
| 1.6 GPL (81 kW) Eng. K4M866   |  | 13-   |     | •   |  | M/T, 6Sp | 13-0495      |     |    |    | 22   | 82   | 126  |   |   |   |   |   |     |   |
|   |  | 13-   |     | •   |  | M/T, 6Sp | 15-1728      |     | 25 | 23 | 52,5 | 82   | 54,9 |   |   |   |   |   | 5   | 1 |
| 1.9 dCi (96 kW) Eng. F9Q870/ 872  |  | 08-   |     | •   |  |          | 13-0494      |     |    |    | 26   | 87   | 117  |   |   |   |   |   |     |   |
|   |  | 08-   |     | •   |  |          | 15-1727      |     | 25 | 33 | 52,5 | 89,9 | 53,9 |   |   |   |   |   | 11  | 2 |





























| Modus (F/JP0) '04-              |    | L/R   |  |  | NOTE   | METELLI ref. | ABS     | A  | B  | C     | D    | E    | F  | H | I  | L   | M   | Fig |   |
|---------------------------------|---|-------|---|--|--------|--------------|---------|----|----|-------|------|------|----|---|----|-----|-----|-----|---|
| 1.2 (76 kW)                     |    | 11-   |   | ●  | M/T    | 13-0347      |         |    |    | 22    | 82   | 126  |    |   |    |     |     |     |   |
|                                 |    | 11-   |   | ●  | M/T    | 15-1502      |         | 23 | 29 | 49    | 79,7 | 50,2 |    |   |    |     | 11  | 2   |   |
| 1.2 16v (48 kW) Eng. D4F740     |    | 05-   |   | ●  | +/-ABS | 13-0348      |         |    |    | 20    | 68   | 100  |    |   |    |     |     |     |   |
|                                 |    | 05-   |   | ●  | +/-ABS | 15-1503      |         | 23 | 28 | 49    | 76   | 50   |    |   |    |     | 11  | 2   |   |
|                                 |    | 5/05- | L   |  |        | M/T          | 17-1040 |    | 23 |       | 26   | 76   | -  | - | -  | 62  | 649 |     |   |
|                                 |   | 5/05- | R   |  |        | M/T          | 17-1041 |    | 23 |       | 26   | 76   | -  | - | -  | 273 | 889 |     |   |
| 1.2 16v (55 kW) Eng. D4F740     |    | 04-   |   | ●  | +/-ABS | 13-0348      |         |    |    | 20    | 68   | 100  |    |   |    |     |     |     |   |
|                                 |    | 04-   |   | ●  | +/-ABS | 15-1503      |         | 23 | 28 | 49    | 76   | 50   |    |   |    |     | 11  | 2   |   |
|                                 |    | 5/05- | L   |  |        | M/T          | 17-1040 |    | 23 |       | 26   | 76   | -  | - | -  | 62  | 649 |     |   |
|                                 |   | 5/05- | R   |  |        | M/T          | 17-1041 |    | 23 |       | 26   | 76   | -  | - | -  | 273 | 889 |     |   |
| 1.2 16v (58 kW) Eng. D4F764     |    | 06-   |   | ●  | 5Sp    | 13-0348      |         |    |    | 20    | 68   | 100  |    |   |    |     |     |     |   |
|                                 |   | 06-   |   | ●  | 6Sp    | 13-0430      |         |    |    | 26    | 87   | 117  |    |   |    |     |     |     |   |
|                                 |    | 06-   |   | ●  | 5Sp    | 15-1503      |         | 23 | 28 | 49    | 76   | 50   |    |   |    |     |     | 11  | 2 |
|                                 |   | 06-   |   | ●  | 6Sp    | 15-1650      |         | 25 | 32 | 52,65 | 87,8 | 54,1 |    |   |    |     |     | 11  | 2 |
| 1.2 16v TCE (74 kW) Eng. D4F784 |    | 07-   |   | ●  | M/T    | 13-0347      |         |    |    | 22    | 82   | 126  |    |   |    |     |     |     |   |
|                                 |    | 07-   |   | ●  | M/T    | 15-1502      |         | 23 | 29 | 49    | 79,7 | 50,2 |    |   |    |     | 11  | 2   |   |
|                                 |    | 07-   | L   |  |        | M/T          | 17-1040 |    | 23 |       | 26   | 76   | -  | - | -  | 62  | 649 |     |   |
|                                 |   | 07-   | R   |  |        | M/T          | 17-1041 |    | 23 |       | 26   | 76   | -  | - | -  | 273 | 889 |     |   |
| 1.4 16v (72 kW) Eng. K4J770     |    | 04-   |   | ●  | +/-ABS | 13-0347      |         |    |    | 22    | 82   | 126  |    |   |    |     |     |     |   |
|                                 |   | 04-   |   | ●  | +/-ABS | 13-0348      |         |    |    | 20    | 68   | 100  |    |   |    |     |     |     |   |
|                                 |    | 04-   |   | ●  | +/-ABS | 15-1502      |         | 23 | 29 | 49    | 79,7 | 50,2 |    |   |    |     |     | 11  | 2 |
|                                 |   | 04-   |   | ●  | +/-ABS | 15-1503      |         | 23 | 28 | 49    | 76   | 50   |    |   |    |     |     | 11  | 2 |
|                                 |    | 04-   | L   |  |        | M/T          | 17-0904 |    | 23 | 26    |      | 84   | 79 |   | 86 | 64  | 658 | s3  |   |
|                                 |   | 04-   | R   |  |        | M/T          | 17-0908 |    | 23 | 26    |      | 80   | 79 |   | 79 | 326 | 896 | s4  |   |
| 1.5 DCi (48 kW) Eng. K9K752     |   | 06-   |   | ●  |        | 13-0347      |         |    |    | 22    | 82   | 126  |    |   |    |     |     |     |   |
|                                 |  | 06-   |   | ●  |        | 15-1502      |         | 23 | 29 | 49    | 79,7 | 50,2 |    |   |    |     | 11  | 2   |   |
|                                 |  | 06-   | L   |  |        | M/T          | 17-0904 |    | 23 | 26    |      | 84   | 79 |   | 86 | 64  | 658 | s3  |   |
|                                 |   | 06-   | R   |  |        | M/T          | 17-0908 |    | 23 | 26    |      | 80   | 79 |   | 79 | 326 | 896 | s4  |   |

| <b>Modus (F/JP0) '04-</b>                   |   |    | L/R    |    | NOTE                 | METELLI ref. | ABS     | A  | B     | C    | D    | E    | F  | H  | I   | L   | M  | Fig |   |
|---|---|---|---|---|----------------------|--------------|---------|----|-------|------|------|------|----|----|-----|-----|----|-----|---|
| 1.5 DCi (50 kW) Eng. K9K752                 |    | 04-8/05   |   | •   | +/-ABS               | 13-0347      |         |    |       | 22   | 82   | 126  |    |    |     |     |    |     |   |
|   |   | 8/05-   |   | •   |                      | 13-0346      |         |    |       | 20   | 68   | 100  |    |    |     |     |    |     |   |
|   |    | 04-8/05   |   | •   | +/-ABS               | 15-1502      | 23      | 29 | 49    | 79,7 | 50,2 |      |    |    |     |     |    | 11  | 2 |
|   |   | 8/05-   |   | •   |                      | 15-1501      | 23      | 30 | 49    | 83,6 | 50   |      |    |    |     |     |    | 11  | 2 |
|   |    | 04-   | L   |   |                      | M/T          | 17-0904 | 23 | 26    |      | 84   | 79   |    | 86 | 64  | 658 | s3 |     |   |
|   |   | 04-   | R   |   |                      | M/T          | 17-0908 | 23 | 26    |      | 80   | 79   |    | 79 | 326 | 896 | s4 |     |   |
| 1.5 DCi (55 kW) Eng. K9K770                 |    | 10-   |   | •   | 5Sp                  | 13-0348      |         |    |       | 20   | 68   | 100  |    |    |     |     |    |     |   |
|   |   | 10-   |   | •   | 5Sp                  | 15-1503      | 23      | 28 | 49    | 76   | 50   |      |    |    |     |     |    | 11  | 2 |
| 1.5 DCi (60 kW) Eng. K9K750                 |    | 05-   |   | •   |                      | 13-0347      |         |    |       | 22   | 82   | 126  |    |    |     |     |    |     |   |
|   |   | 05-   |   | •   |                      | 15-1502      | 23      | 29 | 49    | 79,7 | 50,2 |      |    |    |     |     |    | 11  | 2 |
|   |    | 05-   | L   |   |                      | M/T          | 17-0904 | 23 | 26    |      | 84   | 79   |    | 86 | 64  | 658 | s3 |     |   |
|   |   | 05-   | R   |   |                      | M/T          | 17-0908 | 23 | 26    |      | 80   | 79   |    | 79 | 326 | 896 | s4 |     |   |
| 1.5 DCi (63 kW) Eng. K9K750                 |    | 04-   |   | •   | +/-ABS               | 13-0347      |         |    |       | 22   | 82   | 126  |    |    |     |     |    |     |   |
|   |   | 04-   |   | •   | +/-ABS               | 15-1502      | 23      | 29 | 49    | 79,7 | 50,2 |      |    |    |     |     |    | 11  | 2 |
|   |    | 04-   | L   |   |                      | M/T          | 17-0904 | 23 | 26    |      | 84   | 79   |    | 86 | 64  | 658 | s3 |     |   |
|   |   | 04-   | R   |   |                      | M/T          | 17-0908 | 23 | 26    |      | 80   | 79   |    | 79 | 326 | 896 | s4 |     |   |
| 1.5 DCi (65 kW) Eng. K9K772                 |    | 10-   |   | •   | 5Sp                  | 13-0348      |         |    |       | 20   | 68   | 100  |    |    |     |     |    |     |   |
|   |   | 10-   |   | •   | 5Sp                  | 15-1503      | 23      | 28 | 49    | 76   | 50   |      |    |    |     |     |    | 11  | 2 |
| 1.5 DCi (76 kW) Eng. K9K772                 |    | 06-   |   | •   |                      | 13-0430      |         |    |       | 26   | 87   | 117  |    |    |     |     |    |     |   |
|   |   | 06-   |   | •   |                      | 15-1650      | 25      | 32 | 52,65 | 87,8 | 54,1 |      |    |    |     |     |    | 11  | 2 |
|   |   | 06-   | L   |   |                      | M/T          | 17-0904 | 23 | 26    |      | 84   | 79   |    | 86 | 64  | 658 | s3 |     |   |
|   |   | 06-   | R   |   |                      | M/T          | 17-0908 | 23 | 26    |      | 80   | 79   |    | 79 | 326 | 896 | s4 |     |   |
| 1.5 DCi (78 kW) Eng. K9K764                 |  | 05-   |   | •   |                      | 13-0430      |         |    |       | 26   | 87   | 117  |    |    |     |     |    |     |   |
|   |   | 05-   |   | •   |                      | 15-1650      | 25      | 32 | 52,65 | 87,8 | 54,1 |      |    |    |     |     |    | 11  | 2 |
| 1.6 (65 kW) Eng. K4M794                     |  | 04-   |   | •   |                      | 13-0346      |         |    |       | 20   | 68   | 100  |    |    |     |     |    |     |   |
|   |   | 04-   |   | •   |                      | 15-1501      | 23      | 30 | 49    | 83,6 | 50   |      |    |    |     |     |    | 11  | 2 |
| 1.6 16v (82 kW) Eng. K4M790                 |  | 04-   |   | •   | +/-ABS, M/T+A/T, 5Sp | 13-0346      |         |    |       | 20   | 68   | 100  |    |    |     |     |    |     |   |
|   |   | 04-   |   | •   | +/-ABS, M/T+A/T, 5Sp | 15-1501      | 23      | 30 | 49    | 83,6 | 50   |      |    |    |     |     |    | 11  | 2 |
| <b>R11 (B/C37) '83-'90</b>                  |   |  | L/R  |  | NOTE                 | METELLI ref. | ABS     | A  | B     | C    | D    | E    | F  | H  | I   | L   | M  | Fig |   |
| 1.1 (B/C371) (25-33-35 kW) Eng. C1E715/ 720 |  | 83-90   | L   |   | G.Box:JB0/1          | 17-0041      | 21      |    |       |      | 86,5 |      | 30 | 84 |     | 630 | s7 |     |   |
|   |   | 83-90   | R   |   | G.Box:JB0/1          | 17-0042      | 21      |    | 23    |      | 86,5 | 81,5 | 30 | 84 |     | 728 | s8 |     |   |
































| <b>R11 (B/C37) '83-'90</b>                                       |   |    | L/R |    |    | NOTE           | METELLI ref. | ABS | A  | B | C  | D    | E    | F  | H     | I | L   | M  | Fig |
|--|---|---|-----|---|--|----------------|--------------|-----|----|---|----|------|------|----|-------|---|-----|----|-----|
| 1.2 (B/C37S) (40 kW) Eng. C1G700/ 710                            |    | 84-90   | L   |   |  | G.Box:JB4/5    | 17-0043      |     | 21 |   |    | 86,5 |      | 30 | 84    |   | 644 | s7 |     |
|  |   | 84-90   | R   |   |  | G.Box:JB4/5    | 17-0044      |     | 21 |   | 23 | 86,5 | 81,5 | 30 | 84    |   | 715 | s8 |     |
| 1.4 (B/C372, B/C37C) (35-43-44 kW) Eng. C1J715                   |    | 83-90   | L   |   |  | G.Box:JB0/1    | 17-0041      |     | 21 |   |    | 86,5 |      | 30 | 84    |   | 630 | s7 |     |
|  |   | 83-90   | R   |   |  | G.Box:JB0/1    | 17-0042      |     | 21 |   | 23 | 86,5 | 81,5 | 30 | 84    |   | 728 | s8 |     |
| 1.4 T. (B/C375) (77 kW) Eng. C1J760/ 764                         |    | 84-86   | L   |   |  | G.Box:JB3      | 17-0041      |     | 21 |   |    | 86,5 |      | 30 | 84    |   | 630 | s7 |     |
| 1.4 T. (B/C375) (85-88 kW) Eng. C1J770/ 782                      |    | 86-90   | L   |   |  | G.Box:JB3      | 17-0041      |     | 21 |   |    | 86,5 |      | 30 | 84    |   | 630 | s7 |     |
| 1.6 D, TD (B/C374) (40 kW) Eng. F8M700/ 720/ 730                 |    | 83-90   | L   |   |  | G.Box:JB0/1    | 17-0041      |     | 21 |   |    | 86,5 |      | 30 | 84    |   | 630 | s7 |     |
|  |   | 83-90   | R   |   |  | G.Box:JB0/1    | 17-0042      |     | 21 |   | 23 | 86,5 | 81,5 | 30 | 84    |   | 728 | s8 |     |
| 1.7 (B/C37 D/N) (55-59-64-68 kW) Eng. F2N708/ 710/ 732/ 742/ 798 |    | 87-90   | L   |   |  | G.Box:JB3      | 17-0041      |     | 21 |   |    | 86,5 |      | 30 | 84    |   | 630 | s7 |     |
| 1.7 (B/C37F) (55-66-70 kW) Eng. F3N718                           |    | 84-90   | L   |   |  | G.Box:JB3      | 17-0041      |     | 21 |   |    | 86,5 |      | 30 | 84    |   | 630 | s7 |     |
| 1.7 (B/C37L) (55-59-64-68 kW) Eng. F2N730                        |    | 86-90   | L   |   |  | G.Box:JB3      | 17-0041      |     | 21 |   |    | 86,5 |      | 30 | 84    |   | 630 | s7 |     |
| <b>R12 (117) '69-'80</b>   |   |    | L/R |    |    | NOTE           | METELLI ref. | ABS | A  | B | C  | D    | E    | F  | H     | I | L   | M  | Fig |
| 1.3 (1170), Break (37 kW) Eng. 81002                             |    | 75-80   | L/R |   |  |                | 17-0106      |     | 20 |   | 23 | 86,5 | 81,5 | 30 | 107,5 |   | 652 | s8 |     |
|  |   | 75-80   | L/R |   |  | 5Sp, Argentina | 17-0112      |     | 20 |   | 23 | 86,5 |      | 30 | 107,5 |   | 635 | s8 |     |
| 1.3 (1170), Break (40 kW) Eng. 8100297                           |    | 9/69-   | L/R |   |  | 5Sp, Argentina | 17-0112      |     | 20 |   | 23 | 86,5 |      | 30 | 107,5 |   | 635 | s8 |     |
|  |   | 9/69-80   | L/R |   |  |                | 17-0106      |     | 20 |   | 23 | 86,5 | 81,5 | 30 | 107,5 |   | 652 | s8 |     |
| 1.3 (1171) Break (33 kW) Eng. 810                                |    | 70-   | L/R |   |  |                | 17-0106      |     | 20 |   | 23 | 86,5 | 81,5 | 30 | 107,5 |   | 652 | s8 |     |
|  |   | 70-   | L/R |   |  | 5Sp, Argentina | 17-0112      |     | 20 |   | 23 | 86,5 |      | 30 | 107,5 |   | 635 | s8 |     |
| 1.3 (1330) Break (36-39 kW) Eng. 81002                           |   | 72-80   | L/R |   |  |                | 17-0106      |     | 20 |   | 23 | 86,5 | 81,5 | 30 | 107,5 |   | 652 | s8 |     |
|  |   | 72-80   | L/R |   |  | 5Sp, Argentina | 17-0112      |     | 20 |   | 23 | 86,5 |      | 30 | 107,5 |   | 635 | s8 |     |
| 1.3 TS (1177) (44 kW) Eng. 81006                                 |  | 72-80   | L/R |   |  |                | 17-0106      |     | 20 |   | 23 | 86,5 | 81,5 | 30 | 107,5 |   | 652 | s8 |     |
|  |   | 72-80   | L/R |   |  | 5Sp, Argentina | 17-0112      |     | 20 |   | 23 | 86,5 |      | 30 | 107,5 |   | 635 | s8 |     |
| 1.3 TS (1337) Break (44 kW) Eng. 81006                           |  | 72-80   | L/R |   |  |                | 17-0106      |     | 20 |   | 23 | 86,5 | 81,5 | 30 | 107,5 |   | 652 | s8 |     |
|  |   | 72-80   | L/R |   |  | 5Sp, Argentina | 17-0112      |     | 20 |   | 23 | 86,5 |      | 30 | 107,5 |   | 635 | s8 |     |
| 1.4 (1179) (43-46-50-53 kW) Eng. C2J768                          |  | 76-   | L/R |   |  | 5Sp, Argentina | 17-0112      |     | 20 |   | 23 | 86,5 |      | 30 | 107,5 |   | 635 | s8 |     |
| 1.6 (1173) Gordini (40-48-50-61-66-83 kW) Eng. 82120/ 807        |  | 70-   | L/R |   |  | 5Sp, Argentina | 17-0112      |     | 20 |   | 23 | 86,5 |      | 30 | 107,5 |   | 635 | s8 |     |
| 1.6, Break (40-48-50-61-66-83 kW) Eng. 82110/ 807                |  | 70-   | L/R |   |  | 5Sp, Argentina | 17-0112      |     | 20 |   | 23 | 86,5 |      | 30 | 107,5 |   | 635 | s8 |     |
| <b>R18 (134) '78-'86</b>   |   |  | L/R |  |  | NOTE           | METELLI ref. | ABS | A  | B | C  | D    | E    | F  | H     | I | L   | M  | Fig |
| 1.4 (1340) (46 kW) Eng. 847720/ 722                              |  | -7/82   | L/R |   |  |                | 17-0046      |     | 20 |   | 23 | 86,5 | 81,5 | 30 | 107,5 |   | 672 | s8 |     |
|  |   | 8/82-86   | L/R |   |  |                | 17-0047      |     | 23 |   | 23 | 86,5 | 87   | 30 | 80,2  |   | 684 | s8 |     |
































| <b>R18 (134) '78-'86</b>                          |   |  | L/R |  |  | NOTE    | METELLI ref. | ABS | A  | B  | C     | D    | E    | F  | H     | I | L   | M  | Fig |
|---|---|---|-----|---|---|---------|--------------|-----|----|----|-------|------|------|----|-------|---|-----|----|-----|
| 1.6 (1341) (54 kW) Eng. 841717                    |    | -7/82   | L/R |   |   |         | 17-0046      |     | 20 |    | 23    | 86,5 | 81,5 | 30 | 107,5 |   | 672 | s8 |     |
|   |   | 8/82-86   | L/R |   |   | M/T+A/T | 17-0047      |     | 23 |    | 23    | 86,5 | 87   | 30 | 80,2  |   | 684 | s8 |     |
| 1.6 (1341) (58 kW) Eng. 841725/ 726               |    | -7/82   | L/R |   |   |         | 17-0046      |     | 20 |    | 23    | 86,5 | 81,5 | 30 | 107,5 |   | 672 | s8 |     |
|   |   | 8/82-   | L/R |   |   | M/T+A/T | 17-0047      |     | 23 |    | 23    | 86,5 | 87   | 30 | 80,2  |   | 684 | s8 |     |
| 1.6 T. (134,135A) (82 kW) Eng. A7L752             |    | 82-7/86   |     |   | •   |         | 13-0072      |     |    |    | 22    | 83   | 79   |    |       |   |     |    |     |
|   |    | 82-7/86   |     |   | •   |         | 15-1082      |     | 23 | 25 | 56,45 | 90   | 53,7 |    |       |   | 11  | 3  |     |
|   |    | 82-7/86   | L/R |   |   | M/T     | 17-0107      |     | 23 |    | 23    | 90   | 84,5 | 34 | 80    |   | 680 | s8 |     |
| 1.6 T. (1345) (80 kW) Eng. 807727                 |    | 80-82   |     |   | •   |         | 13-0072      |     |    |    | 22    | 83   | 79   |    |       |   |     |    |     |
|   |    | 80-82   |     |   | •   |         | 15-1082      |     | 23 | 25 | 56,45 | 90   | 53,7 |    |       |   | 11  | 3  |     |
|   |    | 80-82   | L/R |   |   | M/T     | 17-0107      |     | 23 |    | 23    | 90   | 84,5 | 34 | 80    |   | 680 | s8 |     |
| 2.0 (1343) (74-77-81 kW) Eng. J6R716              |    | 82-7/86   |     |   | •   |         | 13-0072      |     |    |    | 22    | 83   | 79   |    |       |   |     |    |     |
|   |    | 82-7/86   |     |   | •   |         | 15-1082      |     | 23 | 25 | 56,45 | 90   | 53,7 |    |       |   | 11  | 3  |     |
|   |    | 82-7/86   | L/R |   |   |         | 17-0107      |     | 23 |    | 23    | 90   | 84,5 | 34 | 80    |   | 680 | s8 |     |
| 2.1 D (1344) (43-46-50-53 kW) Eng. 852710/ J8S711 |    | 81-86   | L/R |   |   |         | 17-0047      |     | 23 |    | 23    | 86,5 | 87   | 30 | 80,2  |   | 684 | s8 |     |
| 2.1 TD (1346) (65 kW) Eng. J8S712                 |    | 9/81-7/86   | L/R |   |   |         | 17-0107      |     | 23 |    | 23    | 90   | 84,5 | 34 | 80    |   | 680 | s8 |     |
| <b>R18 (135) Break '79-'86</b>                    |   |  | L/R |  |  | NOTE    | METELLI ref. | ABS | A  | B  | C     | D    | E    | F  | H     | I | L   | M  | Fig |
| 1.4 (1350) (46 kW) Eng. 847720/ 722               |    | -7/82   | L/R |   |   |         | 17-0046      |     | 20 |    | 23    | 86,5 | 81,5 | 30 | 107,5 |   | 672 | s8 |     |
|   |   | 8/82-86   | L/R |   |   |         | 17-0047      |     | 23 |    | 23    | 86,5 | 87   | 30 | 80,2  |   | 684 | s8 |     |
| 1.6 T. (80 kW) Eng. 807727                        |   | 82-7/86   |     |   | •   |         | 13-0072      |     |    |    | 22    | 83   | 79   |    |       |   |     |    |     |
|   |  | 82-7/86   |     |   | •   |         | 15-1082      |     | 23 | 25 | 56,45 | 90   | 53,7 |    |       |   | 11  | 3  |     |
|   |  | 82-7/86   | L/R |   |   | M/T     | 17-0107      |     | 23 |    | 23    | 90   | 84,5 | 34 | 80    |   | 680 | s8 |     |
| 1.6, 4WD (1351) (54 kW) Eng. 841717/ A2M723       |  | -7/82   | L/R |   |   |         | 17-0046      |     | 20 |    | 23    | 86,5 | 81,5 | 30 | 107,5 |   | 672 | s8 |     |
|   |   | 8/82-86   | L/R |   |   | M/T+A/T | 17-0047      |     | 23 |    | 23    | 86,5 | 87   | 30 | 80,2  |   | 684 | s8 |     |
| 1.6, 4WD (1351) (58 kW) Eng. 841725/ 726          |  | -7/82   | L/R |   |   |         | 17-0046      |     | 20 |    | 23    | 86,5 | 81,5 | 30 | 107,5 |   | 672 | s8 |     |
|   |   | 8/82-   | L/R |   |   | M/T+A/T | 17-0047      |     | 23 |    | 23    | 86,5 | 87   | 30 | 80,2  |   | 684 | s8 |     |
| 2.0 (1353) (77 kW) Eng. J6R716                    |  | 9/81-7/86   |     |   | •   |         | 13-0072      |     |    |    | 22    | 83   | 79   |    |       |   |     |    |     |
|   |  | 9/81-7/86   |     |   | •   |         | 15-1082      |     | 23 | 25 | 56,45 | 90   | 53,7 |    |       |   | 11  | 3  |     |
|   |  | 9/81-7/86   | L/R |   |   |         | 17-0107      |     | 23 |    | 23    | 90   | 84,5 | 34 | 80    |   | 680 | s8 |     |
| 2.1 D (1354) (49-53 kW) Eng. 852710/ J8S711       |  | 80-86   | L/R |   |   |         | 17-0047      |     | 23 |    | 23    | 86,5 | 87   | 30 | 80,2  |   | 684 | s8 |     |
| 2.1 TD (1356) (65 kW) Eng. J8S712                 |  | 9/81-7/86   | L/R |   |   |         | 17-0107      |     | 23 |    | 23    | 90   | 84,5 | 34 | 80    |   | 680 | s8 |     |

































| <b>R19 I (B/C53) '88-'92</b>                                     |  |   | L/R |   |   | NOTE                     | METELLI ref. | ABS     | A  | B  | C  | D    | E    | F  | H  | I | L   | M  | Fig |
|--|--|--|-----|--|---|--------------------------|--------------|---------|----|----|----|------|------|----|----|---|-----|----|-----|
| 1.2 (B/C530) (40 kW) Eng. C1G730                                 |   | 6/88-  | L   |  |   | G.Box:JB4/5              | 17-0048      |         | 21 |    |    | 76,5 |      | 30 | 84 |   | 649 | s7 |     |
|  |  | 6/88-  | R   |  |   | G.Box:JB4/5              | 17-0049      |         | 21 |    | 23 | 76,5 | 81,5 | 30 | 84 |   | 722 | s8 |     |
| 1.4 (B/C532) Kat (43 kW) Eng. C3J710                             |   | 1/89-  | L   |  |   | G.Box:JB4/5              | 17-0048      |         | 21 |    |    | 76,5 |      | 30 | 84 |   | 649 | s7 |     |
|  |  | 1/89-  | R   |  |   | G.Box:JB4/5              | 17-0049      |         | 21 |    | 23 | 76,5 | 81,5 | 30 | 84 |   | 722 | s8 |     |
| 1.4 (B/C53A,G) (59 kW) Eng. E6J700/ 701                          |   | 6/88-  | L   |  |   | G.Box:JB4/5              | 17-0048      |         | 21 |    |    | 76,5 |      | 30 | 84 |   | 649 | s7 |     |
|  |  | 6/88-  | R   |  |   | G.Box:JB4/5              | 17-0049      |         | 21 |    | 23 | 76,5 | 81,5 | 30 | 84 |   | 722 | s8 |     |
| 1.7 (B/C53B) (55-66-70 kW) Eng. F3N740/ 741                      |   | 6/88-92  | L   |  |   | M/T, G.Box:JB0/1/3       | 17-0074      |         | 21 |    |    | 86,5 |      | 30 | 84 |   | 638 | s7 |     |
|  |  | 6/88-92  | R   |  |   | M/T, G.Box:JB0/1/3       | 17-0075      |         | 21 |    | 23 | 86,5 | 81,5 | 30 | 84 |   | 733 | s8 |     |
| 1.7 (B/C53C) (55-66-70 kW) Eng. F3N742/ 743                      |   | 6/88-92  | L   |  |   | M/T, G.Box:JB0/1/3       | 17-0074      |         | 21 |    |    | 86,5 |      | 30 | 84 |   | 638 | s7 |     |
|  |  | 6/88-92  | R   |  |   | M/T, G.Box:JB0/1/3       | 17-0075      |         | 21 |    | 23 | 86,5 | 81,5 | 30 | 84 |   | 733 | s8 |     |
| 1.8 16v (B/C53D) (99-101 kW) Eng. F7P704                         | <br>     | 6/89-92  |     |  | •   |                          | 13-0164      |         |    |    | 22 | 80   | 83   |    |    |   |     |    |     |
|  |  | 6/89-92  |     |  |   | •                        |              | 15-1204 |    | 21 | 25 | 56,3 | 90   | 54 |    |   |     | 11 | 3   |
| 1.9 D (B/C534, B/C53J) (47 kW) Eng. F8Q706/ 742                  |   | 6/88-92  | L   |  |   | M/T, G.Box:JB0/1/3       | 17-0074      |         | 21 |    |    | 86,5 |      | 30 | 84 |   | 638 | s7 |     |
|  |  | 6/88-92  | R   |  |   | M/T, G.Box:JB0/1/3       | 17-0075      |         | 21 |    | 23 | 86,5 | 81,5 | 30 | 84 |   | 733 | s8 |     |
| <b>R19 I (D53) Cabrio '88-'92</b>                                |  |   | L/R |   |   | NOTE                     | METELLI ref. | ABS     | A  | B  | C  | D    | E    | F  | H  | I | L   | M  | Fig |
| 1.7 (D53B) (55-66-70 kW) Eng. F3N740/ 741                        |   | 6/88-92  | L   |  |   | M/T, G.Box:JB0/1/3       | 17-0074      |         | 21 |    |    | 86,5 |      | 30 | 84 |   | 638 | s7 |     |
|  |  | 6/88-92  | R   |  |   | M/T, G.Box:JB0/1/3       | 17-0075      |         | 21 |    | 23 | 86,5 | 81,5 | 30 | 84 |   | 733 | s8 |     |
| 1.8 16v (D53D) (99-101 kW) Eng. F7P704                           | <br>     | 6/89-92  |     |  | •   |                          | 13-0164      |         |    |    | 22 | 80   | 83   |    |    |   |     |    |     |
|  |  | 6/89-92  |     |  |   | •                        |              | 15-1204 |    | 21 | 25 | 56,3 | 90   | 54 |    |   |     | 11 | 3   |
| <b>R19 I (L53) Chamade '88-'92</b>                               |  |  | L/R |  |  | NOTE                     | METELLI ref. | ABS     | A  | B  | C  | D    | E    | F  | H  | I | L   | M  | Fig |
| 1.4 (L532, L53A/P) (43-44-46-49-50-51-52-53 kW) Eng. C2J710/ 772 |   | 6/88-  | L   |  |   | G.Box:JB4/5              | 17-0048      |         | 21 |    |    | 76,5 |      | 30 | 84 |   | 649 | s7 |     |
|  |  | 6/88-  | R   |  |   | G.Box:JB4/5              | 17-0049      |         | 21 |    | 23 | 76,5 | 81,5 | 30 | 84 |   | 722 | s8 |     |
| 1.7 (L53B) (55-66-70 kW) Eng. F3N740/ 741                        |   | 89-92  | L   |  |   | -ABS, M/T, G.Box:JB0/1/3 | 17-0074      |         | 21 |    |    | 86,5 |      | 30 | 84 |   | 638 | s7 |     |
|  |  | 89-92  | R   |  |   | -ABS, M/T, G.Box:JB0/1/3 | 17-0075      |         | 21 |    | 23 | 86,5 | 81,5 | 30 | 84 |   | 733 | s8 |     |
| 1.7 (L53C, F) (55-66-70-79 kW) Eng. F3N742/ 743/ 746             |   | 6/88-92  | L   |  |   | -ABS, M/T, G.Box:JB0/1/3 | 17-0074      |         | 21 |    |    | 86,5 |      | 30 | 84 |   | 638 | s7 |     |
|  |  | 6/88-92  | R   |  |   | -ABS, M/T, G.Box:JB0/1/3 | 17-0075      |         | 21 |    | 23 | 86,5 | 81,5 | 30 | 84 |   | 733 | s8 |     |
| 1.8 16v (L539) (99 kW) Eng. F7P704                               | <br> | 88-92  |     |  | •   |                          | 13-0164      |         |    |    | 22 | 80   | 83   |    |    |   |     |    |     |
|  |  | 88-92  |     |  |   | •                        |              | 15-1204 |    | 21 | 25 | 56,3 | 90   | 54 |    |   |     | 11 | 3   |
| 1.8 16v (L53D) (99-101 kW) Eng. F7P704                           | <br> | 6/89-92  |     |  | •   |                          | 13-0164      |         |    |    | 22 | 80   | 83   |    |    |   |     |    |     |
|  |  | 6/89-92  |     |  |   | •                        |              | 15-1204 |    | 21 | 25 | 56,3 | 90   | 54 |    |   |     | 11 | 3   |
| 1.9 D (L534, L53J) (47 kW) Eng. F8Q706/ 742                      |   | 6/88-92  | L   |  |   | -ABS, M/T, G.Box:JB0/1/3 | 17-0074      |         | 21 |    |    | 86,5 |      | 30 | 84 |   | 638 | s7 |     |
|  |  | 6/88-92  | R   |  |   | -ABS, M/T, G.Box:JB0/1/3 | 17-0075      |         | 21 |    | 23 | 86,5 | 81,5 | 30 | 84 |   | 733 | s8 |     |































































| <b>R19 II (B/C53) '92-'96</b>  |   |    | L/R |    |    | NOTE        | METELLI ref. | ABS | A  | B  | C    | D    | E    | F  | H  | I | L | M   | Fig |
|--|---|---|-----|---|---|-------------|--------------|-----|----|----|------|------|------|----|----|---|---|-----|-----|
| 1.4 (B/C531/537) (58 kW) Eng. E7J700   |    | 92-   | L   |   |   | G.Box:JB4/5 | 17-0048      |     | 21 |    |      | 76,5 |      | 30 | 84 |   |   | 649 | s7  |
|  |   | 92-   | R   |   |   | G.Box:JB4/5 | 17-0049      |     | 21 |    | 23   | 76,5 | 81,5 | 30 | 84 |   |   | 722 | s8  |
| 1.4 (B/C532) (43 kW) Eng. C3J710   |    | 92-   | L   |   |   | G.Box:JB4/5 | 17-0048      |     | 21 |    |      | 76,5 |      | 30 | 84 |   |   | 649 | s7  |
|  |   | 92-   | R   |   |   | G.Box:JB4/5 | 17-0049      |     | 21 |    | 23   | 76,5 | 81,5 | 30 | 84 |   |   | 722 | s8  |
| 1.4 (B/C535) (52-55 kW) Eng. E7J742  |    | 92-   | L   |   |   | G.Box:JB4/5 | 17-0048      |     | 21 |    |      | 76,5 |      | 30 | 84 |   |   | 649 | s7  |
|  |   | 92-   | R   |   |   | G.Box:JB4/5 | 17-0049      |     | 21 |    | 23   | 76,5 | 81,5 | 30 | 84 |   |   | 722 | s8  |
| 1.4 (B/C53A,G) (59 kW) Eng. E6J700/ 701                                      |    | 92-   | L   |   |   | G.Box:JB4/5 | 17-0048      |     | 21 |    |      | 76,5 |      | 30 | 84 |   |   | 649 | s7  |
|  |   | 92-   | R   |   |   | G.Box:JB4/5 | 17-0049      |     | 21 |    | 23   | 76,5 | 81,5 | 30 | 84 |   |   | 722 | s8  |
| 1.4 (B/C53H,B) (43 kW) Eng. C3J710   |    | 92-   | L   |   |   | G.Box:JB4/5 | 17-0048      |     | 21 |    |      | 76,5 |      | 30 | 84 |   |   | 649 | s7  |
|  |   | 92-   | R   |   |   | G.Box:JB4/5 | 17-0049      |     | 21 |    | 23   | 76,5 | 81,5 | 30 | 84 |   |   | 722 | s8  |
| 1.8 (5/853/353A) (65-66-70-80-81 kW)<br>Eng. F3P706/ 760                     |    | 92-96   |     | ●   |   | -ABS        | 13-0164      |     |    |    | 22   | 80   | 83   |    |    |   |   |     |     |
|  |    | 92-96   |     | ●   |   | -ABS        | 15-1204      |     | 21 | 25 | 56,3 | 90   | 54   |    |    |   |   | 11  | 3   |
| 1.8 (5/853/353F, B/C538) (65-66-70-80-81 kW)<br>Eng. F3P682/ 764/ 765        |    | 94-96   |     | ●   |   | -ABS        | 13-0164      |     |    |    | 22   | 80   | 83   |    |    |   |   |     |     |
|  |    | 94-96   |     | ●   |   | -ABS        | 15-1204      |     | 21 | 25 | 56,3 | 90   | 54   |    |    |   |   | 11  | 3   |
| 1.8 (B/C538) (65-66-70-80-81 kW) Eng. F3P700                                 |    | 92-94   |     | ●   |   | -ABS        | 13-0164      |     |    |    | 22   | 80   | 83   |    |    |   |   |     |     |
|  |    | 92-94   |     | ●   |   | -ABS        | 15-1204      |     | 21 | 25 | 56,3 | 90   | 54   |    |    |   |   | 11  | 3   |
| 1.8 (B/C53Y) (65-66-70-80-81 kW) Eng. F3P704/<br>705/ 706/ 707/ 708/ 760     |    | 92-96   |     | ●   |   | -ABS        | 13-0164      |     |    |    | 22   | 80   | 83   |    |    |   |   |     |     |
|  |    | 92-96   |     | ●   |   | -ABS        | 15-1204      |     | 21 | 25 | 56,3 | 90   | 54   |    |    |   |   | 11  | 3   |
| 1.8 16v (B/C53D) (99-101 kW) Eng. F7P704                                     |    | 92-96   |     | ●   |   | -ABS        | 13-0164      |     |    |    | 22   | 80   | 83   |    |    |   |   |     |     |
|  |    | 92-96   |     | ●   |   | -ABS        | 15-1204      |     | 21 | 25 | 56,3 | 90   | 54   |    |    |   |   | 11  | 3   |
| 1.9 DT (B/C53K) (47-66-68 kW) Eng. F8Q744                                    |   | 92-95   |     | ●   |   | -ABS        | 13-0164      |     |    |    | 22   | 80   | 83   |    |    |   |   |     |     |
|  |  | 92-95   |     | ●   |   | -ABS        | 15-1204      |     | 21 | 25 | 56,3 | 90   | 54   |    |    |   |   | 11  | 3   |
| 1.9 DT (B/C53T) (47-66-68 kW) Eng. F8Q744                                    |  | 92-95   |     | ●   |   | -ABS        | 13-0164      |     |    |    | 22   | 80   | 83   |    |    |   |   |     |     |
|  |  | 92-95   |     | ●   |   | -ABS        | 15-1204      |     | 21 | 25 | 56,3 | 90   | 54   |    |    |   |   | 11  | 3   |
| <b>R19 II (D53) Cabrio '92-'96</b>   |   |  | L/R |  |  | NOTE        | METELLI ref. | ABS | A  | B  | C    | D    | E    | F  | H  | I | L | M   | Fig |
| 1.8 (853A, D53Y) (65-66-70-80-81 kW)<br>Eng. F3P704/ 705/ 706/ 707/ 708/ 760 |  | 92-96   |     | ●   |   | -ABS        | 13-0164      |     |    |    | 22   | 80   | 83   |    |    |   |   |     |     |
|  |  | 92-96   |     | ●   |   | -ABS        | 15-1204      |     | 21 | 25 | 56,3 | 90   | 54   |    |    |   |   | 11  | 3   |
| 1.8 (D53C, V) (65-66-70-80-81 kW) Eng. F3P682/<br>764/ 765                   |  | 94-96   |     | ●   |   | -ABS        | 13-0164      |     |    |    | 22   | 80   | 83   |    |    |   |   |     |     |
|  |  | 94-96   |     | ●   |   | -ABS        | 15-1204      |     | 21 | 25 | 56,3 | 90   | 54   |    |    |   |   | 11  | 3   |
| 1.8 16v (D53D) (99-101 kW) Eng. F7P704                                       |  | 92-96   |     | ●   |   | -ABS        | 13-0164      |     |    |    | 22   | 80   | 83   |    |    |   |   |     |     |
|  |  | 92-96   |     | ●   |   | -ABS        | 15-1204      |     | 21 | 25 | 56,3 | 90   | 54   |    |    |   |   | 11  | 3   |
































| <b>R19 II (L53) Chamade '92-'95</b>                        |   |    | L/R |    |    | NOTE         | METELLI ref.   | ABS | A  | B  | C     | D    | E    | F  | H  | I | L   | M  | Fig |
|--|---|---|-----|---|---|--------------|----------------|-----|----|----|-------|------|------|----|----|---|-----|----|-----|
| 1.4 (L532/531) (43 kW) Eng. C3J710                         |    | 92-   | L   |   |   | G.Box.:JB4/5 | <b>17-0048</b> |     | 21 |    |       | 76,5 |      | 30 | 84 |   | 649 | s7 |     |
|  |   | 92-   | R   |   |   | G.Box.:JB4/5 | <b>17-0049</b> |     | 21 |    | 23    | 76,5 | 81,5 | 30 | 84 |   | 722 | s8 |     |
| 1.4 (L535) (52-55-57 kW) Eng. E7J742                       |    | 93-   | L   |   |   | G.Box.:JB4/5 | <b>17-0048</b> |     | 21 |    |       | 76,5 |      | 30 | 84 |   | 649 | s7 |     |
|  |   | 93-   | R   |   |   | G.Box.:JB4/5 | <b>17-0049</b> |     | 21 |    | 23    | 76,5 | 81,5 | 30 | 84 |   | 722 | s8 |     |
| 1.4 (L53A,G) (59 kW) Eng. E6J700/ 701                      |    | 92-   | L   |   |   | G.Box.:JB4/5 | <b>17-0048</b> |     | 21 |    |       | 76,5 |      | 30 | 84 |   | 649 | s7 |     |
|  |   | 92-   | R   |   |   | G.Box.:JB4/5 | <b>17-0049</b> |     | 21 |    | 23    | 76,5 | 81,5 | 30 | 84 |   | 722 | s8 |     |
| 1.8 (L453A/F) (65-66-70-80-81 kW) Eng. F3P706/ 760         |    | 92-95   |     | •   |   | -ABS         | <b>13-0164</b> |     |    |    | 22    | 80   | 83   |    |    |   |     |    |     |
|  |    | 92-95   |     | •   |   | -ABS         | <b>15-1204</b> |     | 21 | 25 | 56,3  | 90   | 54   |    |    |   |     | 11 | 3   |
| 1.8 (L538) (65-66-70-80-81 kW) Eng. F3P700                 |    | 92-94   |     | •   |   | -ABS         | <b>13-0164</b> |     |    |    | 22    | 80   | 83   |    |    |   |     |    |     |
|  |    | 92-94   |     | •   |   | -ABS         | <b>15-1204</b> |     | 21 | 25 | 56,3  | 90   | 54   |    |    |   |     | 11 | 3   |
| 1.8 (L53V, L538) (65-66-70-80-81 kW) Eng. F3P682/ 764/ 765 |    | 94-95   |     | •   |   | -ABS         | <b>13-0164</b> |     |    |    | 22    | 80   | 83   |    |    |   |     |    |     |
|  |    | 94-95   |     | •   |   | -ABS         | <b>15-1204</b> |     | 21 | 25 | 56,3  | 90   | 54   |    |    |   |     | 11 | 3   |
| 1.8 (L53Y) (65 kW) Eng. F3P704/ 705/ 706/ 707/ 708/ 760    |    | 92-95   |     | •   |   | -ABS         | <b>13-0164</b> |     |    |    | 22    | 80   | 83   |    |    |   |     |    |     |
|  |    | 92-95   |     | •   |   | -ABS         | <b>15-1204</b> |     | 21 | 25 | 56,3  | 90   | 54   |    |    |   |     | 11 | 3   |
| 1.8 16v (L53D) (99-101 kW) Eng. F7P704                     |    | 92-95   |     | •   |   | -ABS         | <b>13-0164</b> |     |    |    | 22    | 80   | 83   |    |    |   |     |    |     |
|  |    | 92-95   |     | •   |   | -ABS         | <b>15-1204</b> |     | 21 | 25 | 56,3  | 90   | 54   |    |    |   |     | 11 | 3   |
| 1.9 DT (L53K) (68 kW) Eng. F8Q744                          |    | 92-95   |     | •   |   | -ABS         | <b>13-0164</b> |     |    |    | 22    | 80   | 83   |    |    |   |     |    |     |
|  |    | 92-95   |     | •   |   | -ABS         | <b>15-1204</b> |     | 21 | 25 | 56,3  | 90   | 54   |    |    |   |     | 11 | 3   |
| 1.9 DT (L53T) (47-66-68 kW) Eng. F8Q744                    |    | 92-95   |     | •   |   | -ABS         | <b>13-0164</b> |     |    |    | 22    | 80   | 83   |    |    |   |     |    |     |
|  |    | 92-95   |     | •   |   | -ABS         | <b>15-1204</b> |     | 21 | 25 | 56,3  | 90   | 54   |    |    |   |     | 11 | 3   |
| <b>R20 (127) '75-'83</b>                                   |   |  | L/R |  |  | NOTE         | METELLI ref.   | ABS | A  | B  | C     | D    | E    | F  | H  | I | L   | M  | Fig |
| 2.0 (1272) (59-63-76-80-81 kW) Eng. 829700/ 701            |  | 77-80   |     | •   |   | M/T+A/T      | <b>13-0072</b> |     |    |    | 22    | 83   | 79   |    |    |   |     |    |     |
|  |  | 77-80   |     | •   |   | M/T+A/T      | <b>15-1082</b> |     | 23 | 25 | 56,45 | 90   | 53,7 |    |    |   |     | 11 | 3   |
| 2.0 (1277) (59-63-76-80-81 kW) Eng. 829702/ 703            |  | 80-83   |     | •   |   |              | <b>13-0088</b> |     |    |    | 28    | 74   | 115  |    |    |   |     |    |     |
|  |  | 80-83   |     | •   |   |              | <b>15-1102</b> |     | 23 | 25 | 56,45 | 90   | 79   |    |    |   |     | 3  | 3   |
| 2.1 TD (1270) (63 kW) Eng. J8S702                          |  | 1/82-12/83  |     | •   |   |              | <b>13-0072</b> |     |    |    | 22    | 83   | 79   |    |    |   |     |    |     |
|  |  | 1/82-12/83  |     | •   |   |              | <b>15-1082</b> |     | 23 | 25 | 56,45 | 90   | 53,7 |    |    |   |     | 11 | 3   |
| 2.2 (1279) (67-70-74-76-79-85-89-91-101 kW) Eng. 851700    |  | 80-83   |     | •   |   | M/T+A/T      | <b>13-0072</b> |     |    |    | 22    | 83   | 79   |    |    |   |     |    |     |
|  |  | 80-83   |     | •   |   | M/T+A/T      | <b>15-1082</b> |     | 23 | 25 | 56,45 | 90   | 53,7 |    |    |   |     | 11 | 3   |
































| <b>R21 (B48) '86-'94</b>                              |   |  | L/R |  |  | NOTE            | METELLI ref.   | ABS | A  | B     | C    | D    | E  | F  | H | I | L   | M  | Fig |
|---|---|---|-----|---|--|-----------------|----------------|-----|----|-------|------|------|----|----|---|---|-----|----|-----|
| 2.1 D (B480) (43-46-50-53 kW) Eng. J8S784             |    | 4/92-6/94   |     | ●   |  |                 | <b>13-0072</b> |     |    |       | 22   | 83   | 79 |    |   |   |     |    |     |
|   |    | 4/92-6/94   |     | ●   |  |                 | <b>15-1108</b> | 23  | 24 | 56,45 | 90   | 53,7 |    |    |   |   |     | 11 | 2   |
|   |    | 92-   | L/R |   |  | G.Box:NG7/9-MJ3 | <b>17-0050</b> | 23  |    | 23    | 90   | 85,5 | 37 | 80 |   |   | 694 | s8 |     |
| 2.1 D (B48V, B48O) (44-48-53-66 kW) Eng. J8S600/ 740  |    | 89-94   |     | ●   |  |                 | <b>13-0072</b> |     |    |       | 22   | 83   | 79 |    |   |   |     |    |     |
|   |    | 89-94   |     | ●   |  |                 | <b>15-1108</b> | 23  | 24 | 56,45 | 90   | 53,7 |    |    |   |   |     | 11 | 2   |
|   |    | 89-   | L/R |   |  | G.Box:NG7/9-MJ3 | <b>17-0050</b> | 23  |    | 23    | 90   | 85,5 | 37 | 80 |   |   | 694 | s8 |     |
| 2.1 TD (B486/B488/B48V) (65 kW) Eng. J8S714/ 786/ 788 |    | 86-94   |     | ●   |  |                 | <b>13-0072</b> |     |    |       | 22   | 83   | 79 |    |   |   |     |    |     |
|   |    | 86-94   |     | ●   |  |                 | <b>15-1108</b> | 23  | 24 | 56,45 | 90   | 53,7 |    |    |   |   |     | 11 | 2   |
|   |    | 86-94   | L/R |   |  | G.Box:NG7/9-MJ3 | <b>17-0050</b> | 23  |    | 23    | 90   | 85,5 | 37 | 80 |   |   | 694 | s8 |     |
| 2.2, 4WD (B48K) (79 kW) Eng. J7T754                   |    | 86-94   |     | ●   |  | -ABS            | <b>13-0072</b> |     |    |       | 22   | 83   | 79 |    |   |   |     |    |     |
|   |    | 86-94   |     | ●   |  | -ABS            | <b>15-1108</b> | 23  | 24 | 56,45 | 90   | 53,7 |    |    |   |   |     | 11 | 2   |
|   |    | 86-   | L/R |   |  | G.Box:NG7/9-MJ3 | <b>17-0050</b> | 23  |    | 23    | 90   | 85,5 | 37 | 80 |   |   | 694 | s8 |     |
| <b>R21 (K48) Nevada '86-'95</b>                       |   |  | L/R |  |  | NOTE            | METELLI ref.   | ABS | A  | B     | C    | D    | E  | F  | H | I | L   | M  | Fig |
| 1.7 (K481) (55 kW) Eng. F2N712                        |    | 86-   |     | ●   |  | -ABS            | <b>13-0072</b> |     |    |       | 22   | 83   | 79 |    |   |   |     |    |     |
|   |    | 86-   |     | ●   |  | -ABS            | <b>15-1108</b> | 23  | 24 | 56,45 | 90   | 53,7 |    |    |   |   |     | 11 | 2   |
|   |    | 86-   | L   |   |  | G.Box:JB0/1/3   | <b>17-0054</b> | 21  |    |       | 86,5 |      | 30 | 84 |   |   | 650 | s7 |     |
|   |   | 86-   | R   |   |  | G.Box:JB0/1/3   | <b>17-0055</b> | 21  |    | 23    | 86,5 | 81,5 | 30 | 84 |   |   | 743 | s8 |     |
| 1.7 (K482) (65 kW) Eng. F2N710                        |    | 86-   |     | ●   |  | -ABS            | <b>13-0072</b> |     |    |       | 22   | 83   | 79 |    |   |   |     |    |     |
|   |    | 86-   |     | ●   |  | -ABS            | <b>15-1108</b> | 23  | 24 | 56,45 | 90   | 53,7 |    |    |   |   |     | 11 | 2   |
|   |   | 86-   | L   |   |  | G.Box:JB0/1/3   | <b>17-0054</b> | 21  |    |       | 86,5 |      | 30 | 84 |   |   | 650 | s7 |     |
|   |   | 86-   | R   |   |  | G.Box:JB0/1/3   | <b>17-0055</b> | 21  |    | 23    | 86,5 | 81,5 | 30 | 84 |   |   | 743 | s8 |     |
| 1.7 (K48E) (66-69 kW) Eng. F3N722/ 723                |  | 86-93   |     | ●   |  | -ABS            | <b>13-0072</b> |     |    |       | 22   | 83   | 79 |    |   |   |     |    |     |
|   |  | 86-93   |     | ●   |  | -ABS            | <b>15-1108</b> | 23  | 24 | 56,45 | 90   | 53,7 |    |    |   |   |     | 11 | 2   |
|   |  | 86-   | L   |   |  | G.Box:JB0/1/3   | <b>17-0054</b> | 21  |    |       | 86,5 |      | 30 | 84 |   |   | 650 | s7 |     |
|   |   | 86-   | R   |   |  | G.Box:JB0/1/3   | <b>17-0055</b> | 21  |    | 23    | 86,5 | 81,5 | 30 | 84 |   |   | 743 | s8 |     |
| 1.7 (K48F) Kat (54 kW) Eng. F3N726                    |  | 88-   |     | ●   |  | -ABS            | <b>13-0072</b> |     |    |       | 22   | 83   | 79 |    |   |   |     |    |     |
|   |  | 88-   |     | ●   |  | -ABS            | <b>15-1108</b> | 23  | 24 | 56,45 | 90   | 53,7 |    |    |   |   |     | 11 | 2   |
|   |  | 88-   | L   |   |  | G.Box:JB0/1/3   | <b>17-0054</b> | 21  |    |       | 86,5 |      | 30 | 84 |   |   | 650 | s7 |     |
|   |   | 88-   | R   |   |  | G.Box:JB0/1/3   | <b>17-0055</b> | 21  |    | 23    | 86,5 | 81,5 | 30 | 84 |   |   | 743 | s8 |     |

| R21 (K48) Nevada '86-'95                            |    | L/R   |  |  | NOTE | METELLI ref.             | ABS     | A  | B  | C     | D  | E    | F    | H  | I  | L | M | Fig |    |  |
|---|---|-------|---|---|------|--------------------------|---------|----|----|-------|----|------|------|----|----|---|---|-----|----|--|
| 1.7 (K48M) (54 kW) Eng. F2N750                      |    | 86-94 |   | ●   | -ABS | 13-0072                  |         |    |    | 22    | 83 | 79   |      |    |    |   |   |     |    |  |
|   |    | 86-94 |   | ●   | -ABS | 15-1108                  |         | 23 | 24 | 56,45 | 90 | 53,7 |      |    |    |   |   | 11  | 2  |  |
|   |    | 86-   | L   |   |      | G.Box:JB0/1/3            | 17-0054 |    | 21 |       |    | 86,5 |      | 30 | 84 |   |   | 650 | s7 |  |
|   |   | 86-   | R   |   |      | G.Box:JB0/1/3            | 17-0055 |    | 21 |       | 23 | 86,5 | 81,5 | 30 | 84 |   |   | 743 | s8 |  |
| 1.7 (K48N) (64 kW) Eng. F2N752                      |    | 87-   |   | ●   | -ABS | 13-0072                  |         |    |    | 22    | 83 | 79   |      |    |    |   |   |     |    |  |
|   |    | 87-   |   | ●   | -ABS | 15-1108                  |         | 23 | 24 | 56,45 | 90 | 53,7 |      |    |    |   |   | 11  | 2  |  |
|   |    | 87-   | L   |   |      | G.Box:JB0/1/3            | 17-0054 |    | 21 |       |    | 86,5 |      | 30 | 84 |   |   | 650 | s7 |  |
|   |   | 87-   | R   |   |      | G.Box:JB0/1/3            | 17-0055 |    | 21 |       | 23 | 86,5 | 81,5 | 30 | 84 |   |   | 743 | s8 |  |
| 1.9 D (K48H/I) (47 kW) Eng. F8Q710                  |    | 86-94 |   | ●   | -ABS | 13-0072                  |         |    |    | 22    | 83 | 79   |      |    |    |   |   |     |    |  |
|   |    | 86-94 |   | ●   | -ABS | 15-1108                  |         | 23 | 24 | 56,45 | 90 | 53,7 |      |    |    |   |   | 11  | 2  |  |
|   |    | 86-   | L   |   |      | G.Box:JB0/1/3            | 17-0054 |    | 21 |       |    | 86,5 |      | 30 | 84 |   |   | 650 | s7 |  |
|   |   | 86-   | R   |   |      | G.Box:JB0/1/3            | 17-0055 |    | 21 |       | 23 | 86,5 | 81,5 | 30 | 84 |   |   | 743 | s8 |  |
| 2.0 (K489) (74-77-81 kW) Eng. J6R758/ 759/ 792/ 793 |    | 86-93 |   | ●   | -ABS | 13-0072                  |         |    |    | 22    | 83 | 79   |      |    |    |   |   |     |    |  |
|   |    | 86-93 |   | ●   | -ABS | 15-1108                  |         | 23 | 24 | 56,45 | 90 | 53,7 |      |    |    |   |   | 11  | 2  |  |
|   |    | 86-93 | L/R   |   |      | M/T+A/T, G.Box:NG7/9-MJ3 | 17-0050 |    | 23 |       | 23 | 90   | 85,5 | 37 | 80 |   |   | 694 | s8 |  |
| 2.0 (K48R/Y) (99 kW) Eng. J7R740                    |    | 90-94 |   | ●   | -ABS | 13-0072                  |         |    |    | 22    | 83 | 79   |      |    |    |   |   |     |    |  |
|   |    | 90-94 |   | ●   | -ABS | 15-1108                  |         | 23 | 24 | 56,45 | 90 | 53,7 |      |    |    |   |   | 11  | 2  |  |
|   |    | 90-94 | L/R   |   |      | M/T+A/T, G.Box:NG7/9-MJ3 | 17-0050 |    | 23 |       | 23 | 90   | 85,5 | 37 | 80 |   |   | 694 | s8 |  |
| 2.1 D (K480) (44-48-53-66 kW) Eng. J8S784           |  | 92-95 |   | ●   | -ABS | 13-0072                  |         |    |    | 22    | 83 | 79   |      |    |    |   |   |     |    |  |
|   |  | 92-95 |   | ●   | -ABS | 15-1108                  |         | 23 | 24 | 56,45 | 90 | 53,7 |      |    |    |   |   | 11  | 2  |  |
|   |  | 92-   | L/R   |   |      | G.Box:NG7/9-MJ3          | 17-0050 |    | 23 |       | 23 | 90   | 85,5 | 37 | 80 |   |   | 694 | s8 |  |
| 2.1 D (K48V,O) (44-48-53-66 kW) Eng. J8S600/ 740    |  | 89-92 |   | ●   | -ABS | 13-0072                  |         |    |    | 22    | 83 | 79   |      |    |    |   |   |     |    |  |
|   |  | 89-92 |   | ●   | -ABS | 15-1108                  |         | 23 | 24 | 56,45 | 90 | 53,7 |      |    |    |   |   | 11  | 2  |  |
|   |  | 89-   | L/R   |   |      | G.Box:NG7/9-MJ3          | 17-0050 |    | 23 |       | 23 | 90   | 85,5 | 37 | 80 |   |   | 694 | s8 |  |
| 2.1 TD (K488) (65 kW) Eng. J8S788                   |  | 86-93 |   | ●   | -ABS | 13-0072                  |         |    |    | 22    | 83 | 79   |      |    |    |   |   |     |    |  |
|   |  | 86-93 |   | ●   | -ABS | 15-1108                  |         | 23 | 24 | 56,45 | 90 | 53,7 |      |    |    |   |   | 11  | 2  |  |
|   |  | 86-   | L/R   |   |      | G.Box:NG7/9-MJ3          | 17-0050 |    | 23 |       | 23 | 90   | 85,5 | 37 | 80 |   |   | 694 | s8 |  |
| 2.1 TD (K48A/P/W, K487) (65 kW) Eng. J8S714/ 786    |  | 86-93 |   | ●   | -ABS | 13-0072                  |         |    |    | 22    | 83 | 79   |      |    |    |   |   |     |    |  |
|   |  | 86-93 |   | ●   | -ABS | 15-1108                  |         | 23 | 24 | 56,45 | 90 | 53,7 |      |    |    |   |   | 11  | 2  |  |
|   |  | 86-   | L/R   |   |      | G.Box:NG7/9-MJ3          | 17-0050 |    | 23 |       | 23 | 90   | 85,5 | 37 | 80 |   |   | 694 | s8 |  |

| <b>R21 (K48) Nevada '86-'95</b>            |   |  | L/R |  |  | NOTE            | METELLI ref.   | ABS | A  | B  | C     | D    | E    | F  | H  | I | L | M   | Fig |   |
|--|---|---|-----|---|--|-----------------|----------------|-----|----|----|-------|------|------|----|----|---|---|-----|-----|---|
| 2.2 (K48C) (79 kW) Eng. J7T754/ 755        |    | 86-93   |     | •   |  | -ABS            | <b>13-0072</b> |     |    |    | 22    | 83   | 79   |    |    |   |   |     |     |   |
|  |    | 86-93   |     | •   |  | -ABS            | <b>15-1108</b> |     | 23 | 24 | 56,45 | 90   | 53,7 |    |    |   |   |     | 11  | 2 |
|  |    | 86-   | L/R |   |  | G.Box:NG7/9-MJ3 | <b>17-0050</b> |     | 23 |    | 23    | 90   | 85,5 | 37 | 80 |   |   | 694 | s8  |   |
| 2.2, 4WD (K48K) (79 kW) Eng. J7T754/ 755   |    | 86-93   |     | •   |  | -ABS            | <b>13-0072</b> |     |    |    | 22    | 83   | 79   |    |    |   |   |     |     |   |
|  |    | 86-93   |     | •   |  | -ABS            | <b>15-1108</b> |     | 23 | 24 | 56,45 | 90   | 53,7 |    |    |   |   |     | 11  | 2 |
|  |    | 86-   | L/R |   |  | G.Box:NG7/9-MJ3 | <b>17-0050</b> |     | 23 |    | 23    | 90   | 85,5 | 37 | 80 |   |   | 694 | s8  |   |
| <b>R21 (L48) '86-'94</b>                   |   |  | L/R |  |  | NOTE            | METELLI ref.   | ABS | A  | B  | C     | D    | E    | F  | H  | I | L | M   | Fig |   |
| 1.4 (L48D) (43-46-50-53 kW) Eng. C2J770    |    | 88-10/93  |     | •   |  | -ABS            | <b>13-0072</b> |     |    |    | 22    | 83   | 79   |    |    |   |   |     |     |   |
|  |    | 88-10/93  |     | •   |  | -ABS            | <b>15-1108</b> |     | 23 | 24 | 56,45 | 90   | 53,7 |    |    |   |   |     | 11  | 2 |
|  |    | 88-   | L   |   |  | G.Box:JB0/1/3   | <b>17-0054</b> |     | 21 |    |       | 86,5 |      | 30 | 84 |   |   | 650 | s7  |   |
|  |   | 88-   | R   |   |  | G.Box:JB0/1/3   | <b>17-0055</b> |     | 21 |    | 23    | 86,5 | 81,5 | 30 | 84 |   |   | 743 | s8  |   |
| 1.7 (L481) (55 kW) Eng. F2N712             |    | 86-87   |     | •   |  | -ABS            | <b>13-0072</b> |     |    |    | 22    | 83   | 79   |    |    |   |   |     |     |   |
|  |    | 86-87   |     | •   |  | -ABS            | <b>15-1108</b> |     | 23 | 24 | 56,45 | 90   | 53,7 |    |    |   |   |     | 11  | 2 |
|  |    | 86-   | L   |   |  | G.Box:JB0/1/3   | <b>17-0054</b> |     | 21 |    |       | 86,5 |      | 30 | 84 |   |   | 650 | s7  |   |
|  |   | 86-   | R   |   |  | G.Box:JB0/1/3   | <b>17-0055</b> |     | 21 |    | 23    | 86,5 | 81,5 | 30 | 84 |   |   | 743 | s8  |   |
| 1.7 (L482) (65 kW) Eng. F2N710             |    | 86-   |     | •   |  | -ABS            | <b>13-0072</b> |     |    |    | 22    | 83   | 79   |    |    |   |   |     |     |   |
|  |    | 86-   |     | •   |  | -ABS            | <b>15-1108</b> |     | 23 | 24 | 56,45 | 90   | 53,7 |    |    |   |   |     | 11  | 2 |
|  |    | 86-   | L   |   |  | G.Box:JB0/1/3   | <b>17-0054</b> |     | 21 |    |       | 86,5 |      | 30 | 84 |   |   | 650 | s7  |   |
|  |   | 86-   | R   |   |  | G.Box:JB0/1/3   | <b>17-0055</b> |     | 21 |    | 23    | 86,5 | 81,5 | 30 | 84 |   |   | 743 | s8  |   |
| 1.7 (L484) (65 kW) Eng. F2N710             |  | 86-   |     | •   |  | -ABS            | <b>13-0072</b> |     |    |    | 22    | 83   | 79   |    |    |   |   |     |     |   |
|  |  | 86-   |     | •   |  | -ABS            | <b>15-1108</b> |     | 23 | 24 | 56,45 | 90   | 53,7 |    |    |   |   |     | 11  | 2 |
|  |  | 86-   | L   |   |  | G.Box:JB0/1/3   | <b>17-0054</b> |     | 21 |    |       | 86,5 |      | 30 | 84 |   |   | 650 | s7  |   |
|  |   | 86-   | R   |   |  | G.Box:JB0/1/3   | <b>17-0055</b> |     | 21 |    | 23    | 86,5 | 81,5 | 30 | 84 |   |   | 743 | s8  |   |
| 1.7 (L48A/P/F) (54 kW) Eng. F2N750/ F3N726 |  | 86-6/94   |     | •   |  | -ABS            | <b>13-0072</b> |     |    |    | 22    | 83   | 79   |    |    |   |   |     |     |   |
|  |  | 86-6/94   |     | •   |  | -ABS            | <b>15-1108</b> |     | 23 | 24 | 56,45 | 90   | 53,7 |    |    |   |   |     | 11  | 2 |
|  |  | 86-   | L   |   |  | G.Box:JB0/1/3   | <b>17-0054</b> |     | 21 |    |       | 86,5 |      | 30 | 84 |   |   | 650 | s7  |   |
|  |   | 86-   | R   |   |  | G.Box:JB0/1/3   | <b>17-0055</b> |     | 21 |    | 23    | 86,5 | 81,5 | 30 | 84 |   |   | 743 | s8  |   |
| 1.7 (L48E) (66-69 kW) Eng. F3N722/ 723     |  | 86-6/94   |     | •   |  | -ABS            | <b>13-0072</b> |     |    |    | 22    | 83   | 79   |    |    |   |   |     |     |   |
|  |  | 86-6/94   |     | •   |  | -ABS            | <b>15-1108</b> |     | 23 | 24 | 56,45 | 90   | 53,7 |    |    |   |   |     | 11  | 2 |
|  |  | 86-   | L   |   |  | G.Box:JB0/1/3   | <b>17-0054</b> |     | 21 |    |       | 86,5 |      | 30 | 84 |   |   | 650 | s7  |   |
|  |   | 86-   | R   |   |  | G.Box:JB0/1/3   | <b>17-0055</b> |     | 21 |    | 23    | 86,5 | 81,5 | 30 | 84 |   |   | 743 | s8  |   |





































| R21 (L48) '86-'94  |    | L/R       |  |  | NOTE                     | METELLI ref.  | ABS     | A  | B  | C     | D  | E    | F    | H  | I  | L   | M   | Fig |  |
|--|---|-----------|---|---|--------------------------|---------------|---------|----|----|-------|----|------|------|----|----|-----|-----|-----|--|
| 1.7 (L48M/N) (44 kW) Eng. F2N752                             |    | 87-89     |   | ●   | -ABS                     | 13-0072       |         |    |    | 22    | 83 | 79   |      |    |    |     |     |     |  |
|  |    | 87-89     |   | ●   | -ABS                     | 15-1108       |         | 23 | 24 | 56,45 | 90 | 53,7 |      |    |    |     | 11  | 2   |  |
|  |    | 87-89     | L   |   |                          | G.Box:JB0/1/3 | 17-0054 |    | 21 |       |    | 86,5 |      | 30 | 84 |     | 650 | s7  |  |
|  |   | 87-89     | R   |   |                          | G.Box:JB0/1/3 | 17-0055 |    | 21 |       | 23 | 86,5 | 81,5 | 30 | 84 |     | 743 | s8  |  |
| 1.9 D (L48I/H) (47 kW) Eng. F8Q710                           |    | 89-93     |   | ●   | -ABS                     | 13-0072       |         |    |    | 22    | 83 | 79   |      |    |    |     |     |     |  |
|  |    | 89-93     |   | ●   | -ABS                     | 15-1108       |         | 23 | 24 | 56,45 | 90 | 53,7 |      |    |    |     | 11  | 2   |  |
|  |    | 89-       | L   |   |                          | G.Box:JB0/1/3 | 17-0054 |    | 21 |       |    | 86,5 |      | 30 | 84 |     | 650 | s7  |  |
|  |   | 89-       | R   |   |                          | G.Box:JB0/1/3 | 17-0055 |    | 21 |       | 23 | 86,5 | 81,5 | 30 | 84 |     | 743 | s8  |  |
| 2.0 (78 kW) Eng. J7R747                                      |    | 91-93     |   | ●   | -ABS                     | 13-0072       |         |    |    | 22    | 83 | 79   |      |    |    |     |     |     |  |
|  |    | 91-93     |   | ●   | -ABS                     | 15-1108       |         | 23 | 24 | 56,45 | 90 | 53,7 |      |    |    |     | 11  | 2   |  |
|  |    | 91-93     | L/R   |   | M/T+A/T, G.Box:NG7/9-MJ3 | 17-0050       |         | 23 |    | 23    | 90 | 85,5 | 37   | 80 |    | 694 | s8  |     |  |
| 2.0 (L489) (75 kW) Eng. J6R758/ 759/ 792/ 793                |    | 86-93     |   | ●   | -ABS                     | 13-0072       |         |    |    | 22    | 83 | 79   |      |    |    |     |     |     |  |
|  |    | 86-93     |   | ●   | -ABS                     | 15-1108       |         | 23 | 24 | 56,45 | 90 | 53,7 |      |    |    |     | 11  | 2   |  |
|  |    | 86-93     | L/R   |   | M/T+A/T, G.Box:NG7/9-MJ3 | 17-0050       |         | 23 |    | 23    | 90 | 85,5 | 37   | 80 |    | 694 | s8  |     |  |
| 2.0 (L48Q) (99 kW) Eng. J7R740                               |    | 89-94     |   | ●   | -ABS                     | 13-0072       |         |    |    | 22    | 83 | 79   |      |    |    |     |     |     |  |
|  |    | 89-94     |   | ●   | -ABS                     | 15-1108       |         | 23 | 24 | 56,45 | 90 | 53,7 |      |    |    |     | 11  | 2   |  |
|  |    | 89-94     | L/R   |   | M/T+A/T, G.Box:NG7/9-MJ3 | 17-0050       |         | 23 |    | 23    | 90 | 85,5 | 37   | 80 |    | 694 | s8  |     |  |
| 2.0 T. (L485) (129 kW) Eng. J7R752                           |    | 87-93     |   | ●   |                          | 13-0072       |         |    |    | 22    | 83 | 79   |      |    |    |     |     |     |  |
|  |    | 87-93     |   | ●   |                          | 15-1082       |         | 23 | 25 | 56,45 | 90 | 53,7 |      |    |    |     | 11  | 3   |  |
| 2.0 T. 4WD (L485) (129 kW) Eng. J7R752                       |   | 87-93     |   | ●   |                          | 13-0072       |         |    |    | 22    | 83 | 79   |      |    |    |     |     |     |  |
|  |  | 87-93     |   | ●   |                          | 15-1082       |         | 23 | 25 | 56,45 | 90 | 53,7 |      |    |    |     | 11  | 3   |  |
| 2.1 D (L480) (49-51 kW) Eng. J8S784                          |  | 4/92-6/94 |   | ●   | -ABS                     | 13-0072       |         |    |    | 22    | 83 | 79   |      |    |    |     |     |     |  |
|  |  | 4/92-6/94 |   | ●   | -ABS                     | 15-1108       |         | 23 | 24 | 56,45 | 90 | 53,7 |      |    |    |     | 11  | 2   |  |
|  |  | 92-       | L/R   |   | G.Box:NG7/9-MJ3          | 17-0050       |         | 23 |    | 23    | 90 | 85,5 | 37   | 80 |    | 694 | s8  |     |  |
| 2.1 D (L48V/O) (53 kW) Eng. J8S600/ 740                      |  | 89-94     |   | ●   | -ABS                     | 13-0072       |         |    |    | 22    | 83 | 79   |      |    |    |     |     |     |  |
|  |  | 89-94     |   | ●   | -ABS                     | 15-1108       |         | 23 | 24 | 56,45 | 90 | 53,7 |      |    |    |     | 11  | 2   |  |
|  |  | 89-       | L/R   |   | G.Box:NG7/9-MJ3          | 17-0050       |         | 23 |    | 23    | 90 | 85,5 | 37   | 80 |    | 694 | s8  |     |  |
| 2.1 TD (L48A/W, L487, L488) (65 kW)<br>Eng. J8S714/ 786/ 788 |  | 86-94     |   | ●   | -ABS                     | 13-0072       |         |    |    | 22    | 83 | 79   |      |    |    |     |     |     |  |
|  |  | 86-94     |   | ●   | -ABS                     | 15-1108       |         | 23 | 24 | 56,45 | 90 | 53,7 |      |    |    |     | 11  | 2   |  |
|  |  | 86-       | L/R   |   | G.Box:NG7/9-MJ3          | 17-0050       |         | 23 |    | 23    | 90 | 85,5 | 37   | 80 |    | 694 | s8  |     |  |


































































| <b>R21 (L48) '86-'94</b>  |   |  | L/R |  |  | NOTE                         | METELLI ref.   | ABS | A  | B  | C     | D  | E    | F  | H  | I | L   | M   | Fig |   |
|---|---|---|-----|---|---|------------------------------|----------------|-----|----|----|-------|----|------|----|----|---|-----|-----|-----|---|
| 2.2, 4WD (L48K) (79-81 kW) Eng. J7T754/ 755                       |    | 86-94   |     | ●   |   | -ABS                         | <b>13-0072</b> |     |    |    | 22    | 83 | 79   |    |    |   |     |     |     |   |
|   |    | 86-94   |     | ●   |   | -ABS                         | <b>15-1108</b> |     | 23 | 24 | 56,45 | 90 | 53,7 |    |    |   |     |     | 11  | 2 |
|   |    | 86-   | L/R |   |   | G.Box:NG7/9-MJ3              | <b>17-0050</b> |     | 23 |    | 23    | 90 | 85,5 | 37 | 80 |   |     | 694 | s8  |   |
| <b>R25 (B29) '84-'93</b>  |   |  | L/R |  |  | NOTE                         | METELLI ref.   | ABS | A  | B  | C     | D  | E    | F  | H  | I | L   | M   | Fig |   |
| 2.0 (B292/294) (76-88-99-100-103-119-129 kW) Eng. J7R726          |    | 88-93   |     | ●   |   | -ABS                         | <b>13-0072</b> |     |    |    | 22    | 83 | 79   |    |    |   |     |     |     |   |
|   |    | 88-93   |     | ●   |   | -ABS                         | <b>15-1082</b> |     | 23 | 25 | 56,45 | 90 | 53,7 |    |    |   |     |     | 11  | 3 |
| 2.0 (B297, B29J) (74-77-81 kW) Eng. J6R706/ 707/ 760/ 762/ 763    |    | 84-92   |     | ●   |   | -ABS, G.Box:NG3-MJ3          | <b>13-0072</b> |     |    |    | 22    | 83 | 79   |    |    |   |     |     |     |   |
|   |    | 84-92   |     | ●   |   | -ABS, G.Box:NG3-MJ3          | <b>15-1082</b> |     | 23 | 25 | 56,45 | 90 | 53,7 |    |    |   |     |     | 11  | 3 |
|   |    | 84-   | L/R |   |   | +ABS, G.Box:MJ3              | <b>17-0628</b> | 48  | 23 |    | 23    | 90 | 84,5 | 34 | 80 | - | 716 | s20 |     |   |
|   |   | 84-   | L/R |   |   | -ABS, M/T, G.Box:NG3         | <b>17-0035</b> |     | 23 |    | 23    | 90 | 85,5 | 37 | 80 |   |     | 716 | s20 |   |
| 2.0 (B29H) (76-88-99-103-119 kW) Eng. J7R720/ 721/ 726            |    | 87-93   |     | ●   |   | -ABS, G.Box:NG3-MJ3          | <b>13-0072</b> |     |    |    | 22    | 83 | 79   |    |    |   |     |     |     |   |
|   |    | 87-93   |     | ●   |   | -ABS, G.Box:NG3-MJ3          | <b>15-1082</b> |     | 23 | 25 | 56,45 | 90 | 53,7 |    |    |   |     |     | 11  | 3 |
|   |    | 84-   | L/R |   |   | +ABS, A/T, G.Box:MJ3         | <b>17-0628</b> | 48  | 23 |    | 23    | 90 | 84,5 | 34 | 80 | - | 716 | s20 |     |   |
|   |   | 87-   | L/R |   |   | -ABS, A/T, G.Box:MJ3         | <b>17-0035</b> |     | 23 |    | 23    | 90 | 85,5 | 37 | 80 |   |     | 716 | s20 |   |
| 2.1 D (44-48-53 kW) Eng. J8S736                                   |    | 4/84-89   |     | ●   |   | -ABS                         | <b>13-0072</b> |     |    |    | 22    | 83 | 79   |    |    |   |     |     |     |   |
|   |    | 4/84-89   |     | ●   |   | -ABS                         | <b>15-1082</b> |     | 23 | 25 | 56,45 | 90 | 53,7 |    |    |   |     |     | 11  | 3 |
|   |    | 4/84-   | L/R |   |   | -ABS, G.Box:NG3              | <b>17-0035</b> |     | 23 |    | 23    | 90 | 85,5 | 37 | 80 |   |     | 716 | s20 |   |
|   |   | 84-   | L/R |   |   | +ABS, G.Box:NG3              | <b>17-0628</b> | 48  | 23 |    | 23    | 90 | 84,5 | 34 | 80 | - | 716 | s20 |     |   |
| 2.1 D (B296) (44-48-53 kW) Eng. J8S706                            |    | 4/84-89   |     | ●   |   | -ABS                         | <b>13-0072</b> |     |    |    | 22    | 83 | 79   |    |    |   |     |     |     |   |
|   |  | 4/84-89   |     | ●   |   | -ABS                         | <b>15-1082</b> |     | 23 | 25 | 56,45 | 90 | 53,7 |    |    |   |     |     | 11  | 3 |
|   |  | 4/84-   | L/R |   |   | -ABS, G.Box:NG3              | <b>17-0035</b> |     | 23 |    | 23    | 90 | 85,5 | 37 | 80 |   |     | 716 | s20 |   |
|   |   | 84-   | L/R |   |   | +ABS, G.Box:NG3              | <b>17-0628</b> | 48  | 23 |    | 23    | 90 | 84,5 | 34 | 80 | - | 716 | s20 |     |   |
| 2.1 TD (B290/ B29W) (63 kW) Eng. J8S708                           |  | 4/84-12/92  |     | ●   |   | -ABS                         | <b>13-0072</b> |     |    |    | 22    | 83 | 79   |    |    |   |     |     |     |   |
|   |  | 4/84-12/92  |     | ●   |   | -ABS                         | <b>15-1082</b> |     | 23 | 25 | 56,45 | 90 | 53,7 |    |    |   |     |     | 11  | 3 |
|   |  | 4/84-   | L/R |   |   | -ABS, G.Box:NG3              | <b>17-0035</b> |     | 23 |    | 23    | 90 | 85,5 | 37 | 80 |   |     | 716 | s20 |   |
|   |   | 84-   | L/R |   |   | +ABS, G.Box:NG3              | <b>17-0628</b> | 48  | 23 |    | 23    | 90 | 84,5 | 34 | 80 | - | 716 | s20 |     |   |
| 2.2 (B29B) (67-70-74-76-79-85-89-91-101 kW) Eng. J7T708/ 732/ 733 |  | 86-92   |     | ●   |   | -ABS, G.Box:NG3-MJ3          | <b>13-0072</b> |     |    |    | 22    | 83 | 79   |    |    |   |     |     |     |   |
|   |  | 86-92   |     | ●   |   | -ABS, G.Box:NG3-MJ3          | <b>15-1082</b> |     | 23 | 25 | 56,45 | 90 | 53,7 |    |    |   |     |     | 11  | 3 |
|   |  | 86-   | L/R |   |   | -ABS, M/T+A/T, G.Box:NG3-MJ3 | <b>17-0035</b> |     | 23 |    | 23    | 90 | 85,5 | 37 | 80 |   |     | 716 | s20 |   |












































# RENAULT
































| <b>R25 (B29) '84-'93</b>  |   |    | L/R |    |    | NOTE                | METELLI ref.                 | ABS            | A  | B  | C     | D    | E    | F    | H  | I  | L   | M   | Fig |   |  |
|---|---|---|-----|---|--|---------------------|------------------------------|----------------|----|----|-------|------|------|------|----|----|-----|-----|-----|---|--|
| 2.2 (B29E) (67-70-74-76-79-85-89-91-101 kW)<br>Eng. J7T706/ 707/ 714/ 715 |    | 84-89   |     | ●   |  | -ABS, G.Box:NG3-MJ3 | <b>13-0072</b>               |                |    |    | 22    | 83   | 79   |      |    |    |     |     |     |   |  |
|   |    | 84-89   |     | ●   |  | -ABS, G.Box:NG3-MJ3 | <b>15-1082</b>               |                | 23 | 25 | 56,45 | 90   | 53,7 |      |    |    |     |     | 11  | 3 |  |
|   |    | 84-   | L/R |   |  |                     | +ABS, M/T+A/T, G.Box:NG3-MJ3 | <b>17-0628</b> | 48 | 23 |       | 23   | 90   | 84,5 | 34 | 80 | -   | 716 | s20 |   |  |
|   |   | 84-   | L/R |   |  |                     | -ABS, M/T+A/T, G.Box:NG3-MJ3 | <b>17-0035</b> |    | 23 |       | 23   | 90   | 85,5 | 37 | 80 |     | 716 | s20 |   |  |
| 2.5 V6 T. (B295) (133 kW) Eng. Z7U702                                     |    | 10/84-5/90  |     | ●   |  | -ABS                | <b>13-0072</b>               |                |    |    | 22    | 83   | 79   |      |    |    |     |     |     |   |  |
|   |    | 10/84-5/90  |     | ●   |  | -ABS                | <b>15-1082</b>               |                | 23 | 25 | 56,45 | 90   | 53,7 |      |    |    |     |     | 11  | 3 |  |
| 2.5 V6 T. (B29G) (151 kW) Eng. Z7U700                                     |    | 1/90-12/92  |     | ●   |  | -ABS                | <b>13-0072</b>               |                |    |    | 22    | 83   | 79   |      |    |    |     |     |     |   |  |
|   |    | 1/90-12/92  |     | ●   |  | -ABS                | <b>15-1082</b>               |                | 23 | 25 | 56,45 | 90   | 53,7 |      |    |    |     |     | 11  | 3 |  |
| 2.7 V6 (B298) (92-94-96-105 kW) Eng. Z7V708/<br>709/ 711                  |    | 4/84-8/89   |     | ●   |  | -ABS                | <b>13-0072</b>               |                |    |    | 22    | 83   | 79   |      |    |    |     |     |     |   |  |
|   |    | 4/84-8/89   |     | ●   |  | -ABS                | <b>15-1082</b>               |                | 23 | 25 | 56,45 | 90   | 53,7 |      |    |    |     |     | 11  | 3 |  |
| 2.8 V6 (B293) (115 kW) Eng. Z7W700  |    | 6/87-2/90   |     | ●   |  | -ABS                | <b>13-0072</b>               |                |    |    | 22    | 83   | 79   |      |    |    |     |     |     |   |  |
|   |    | 6/87-2/90   |     | ●   |  | -ABS                | <b>15-1082</b>               |                | 23 | 25 | 56,45 | 90   | 53,7 |      |    |    |     |     | 11  | 3 |  |
| 2.8 V6 (B29A) (100 kW) Eng. Z7W702  |    | 86-88   |     | ●   |  | -ABS                | <b>13-0072</b>               |                |    |    | 22    | 83   | 79   |      |    |    |     |     |     |   |  |
|   |    | 86-88   |     | ●   |  | -ABS                | <b>15-1082</b>               |                | 23 | 25 | 56,45 | 90   | 53,7 |      |    |    |     |     | 11  | 3 |  |
| 2.8 V6 (B29F) (110 kW) Eng. Z7W706/ 707/ 709                              |    | 87-92   |     | ●   |  | -ABS                | <b>13-0072</b>               |                |    |    | 22    | 83   | 79   |      |    |    |     |     |     |   |  |
|   |    | 87-92   |     | ●   |  | -ABS                | <b>15-1082</b>               |                | 23 | 25 | 56,45 | 90   | 53,7 |      |    |    |     |     | 11  | 3 |  |
| <b>R30 (127) '75-'86</b>  |   |    | L/R |    |    | NOTE                | METELLI ref.                 | ABS            | A  | B  | C     | D    | E    | F    | H  | I  | L   | M   | Fig |   |  |
| 2.1 TD (1270) (44-48-53-66 kW) Eng. J8S702                                |    | 2/82-3/86   |     | ●   |  |                     | <b>13-0072</b>               |                |    |    | 22    | 83   | 79   |      |    |    |     |     |     |   |  |
|   |   | 2/82-3/86   |     | ●   |  |                     | <b>15-1082</b>               |                | 23 | 25 | 56,45 | 90   | 53,7 |      |    |    |     |     | 11  | 3 |  |
| 2.6 (1273) (92-96 kW) Eng. 112  |  | 75-78   |     | ●   |  |                     | <b>13-0088</b>               |                |    |    | 28    | 74   | 115  |      |    |    |     |     |     |   |  |
|   |  | 75-78   |     | ●   |  |                     | <b>15-1102</b>               |                | 23 | 25 | 56,45 | 90   | 79   |      |    |    |     |     | 3   | 3 |  |
| 2.6 TS (1275) (94 kW) Eng. 144  |  | 78-84   |     | ●   |  |                     | <b>13-0088</b>               |                |    |    | 28    | 74   | 115  |      |    |    |     |     |     |   |  |
|   |  | 78-84   |     | ●   |  |                     | <b>15-1102</b>               |                | 23 | 25 | 56,45 | 90   | 79   |      |    |    |     |     | 3   | 3 |  |
| 2.6 TX (1278) (105 kW) Eng. 140   |  | 78-83   |     | ●   |  |                     | <b>13-0088</b>               |                |    |    | 28    | 74   | 115  |      |    |    |     |     |     |   |  |
|   |  | 78-83   |     | ●   |  |                     | <b>15-1102</b>               |                | 23 | 25 | 56,45 | 90   | 79   |      |    |    |     |     | 3   | 3 |  |
| <b>R4 (112) '62-'93</b>   |   |  | L/R |  |  | NOTE                | METELLI ref.                 | ABS            | A  | B  | C     | D    | E    | F    | H  | I  | L   | M   | Fig |   |  |
| 0.8 (1120) (20 kW) Eng. 839   |  | 81-82   | L/R |   |  |                     | <b>17-0040</b>               |                | 23 |    | 22    | 76,5 | 81,5 | 30   | 90 | 48 | 668 | s3  |     |   |  |
| 0.8 (1123) (21 kW) Eng. 800   |  | 9/73-83   | L/R |   |  |                     | <b>17-0040</b>               |                | 23 |    | 22    | 76,5 | 81,5 | 30   | 90 | 48 | 668 | s3  |     |   |  |
| 0.8 (1123) (21 kW) Eng. 800705/ 81302/ B1B707                             |  | 83-88   | L/R |   |  |                     | <b>17-0040</b>               |                | 23 |    | 22    | 76,5 | 81,5 | 30   | 90 | 48 | 668 | s3  |     |   |  |
| 0.8 (1124) (21 kW) Eng. B1B705/ 707                                       |  | 83-88   | L/R |   |  |                     | <b>17-0040</b>               |                | 23 |    | 22    | 76,5 | 81,5 | 30   | 90 | 48 | 668 | s3  |     |   |  |




























| <b>R4 (112) '62-'93</b>   |   |    | L/R |    |    | NOTE        | METELLI ref. | ABS | A  | B | C  | D    | E    | F  | H  | I  | L   | M  | Fig |
|---|---|---|-----|---|--|-------------|--------------|-----|----|---|----|------|------|----|----|----|-----|----|-----|
| 0.8 (1126) (21 kW) Eng. B1B705/ 707                                   |    | 76-82   | L/R |   |  |             | 17-0040      |     | 23 |   | 22 | 76,5 | 81,5 | 30 | 90 | 48 | 668 | s3 |     |
| 0.8 (1129) (21 kW) Eng. B1B705/ 707                                   |    | 76-82   | L/R |   |  |             | 17-0040      |     | 23 |   | 22 | 76,5 | 81,5 | 30 | 90 | 48 | 668 | s3 |     |
| 1.1 (1128) (25-33-35 kW) Eng. 688712/ C1E714/ 719                     |    | 78-90   | L/R |   |  |             | 17-0040      |     | 23 |   | 22 | 76,5 | 81,5 | 30 | 90 | 48 | 668 | s3 |     |
| <b>R5 '71-'85</b>   |   |    | L/R |    |    | NOTE        | METELLI ref. | ABS | A  | B | C  | D    | E    | F  | H  | I  | L   | M  | Fig |
| 0.8 (1220) (19-21-25-26-27 kW) Eng. 800710                            |    | 72-7/84   | L/R |   |  |             | 17-0040      |     | 23 |   | 22 | 76,5 | 81,5 | 30 | 90 | 48 | 668 | s3 |     |
| 0.8 (1221) (27 kW) Eng. 800710  |    | 82-84   | L/R |   |  |             | 17-0040      |     | 23 |   | 22 | 76,5 | 81,5 | 30 | 90 | 48 | 668 | s3 |     |
| 0.8 (1391) (27 kW) Eng. 800710  |    | 82-84   | L/R |   |  |             | 17-0040      |     | 23 |   | 22 | 76,5 | 81,5 | 30 | 90 | 48 | 668 | s3 |     |
| 0.95 (1222) (25-30-31-32-33 kW) Eng. 689710                           |    | 72-85   | L/R |   |  |             | 17-0040      |     | 23 |   | 22 | 76,5 | 81,5 | 30 | 90 | 48 | 668 | s3 |     |
| 0.95 (1392) (25-30-31-32-33 kW) Eng. 689710                           |    | 72-85   | L/R |   |  |             | 17-0040      |     | 23 |   | 22 | 76,5 | 81,5 | 30 | 90 | 48 | 668 | s3 |     |
| 1.1 (35 kW) Eng. 688713/ C1E726                                       |    | 71-80   | L/R |   |  |             | 17-0040      |     | 23 |   | 22 | 76,5 | 81,5 | 30 | 90 | 48 | 668 | s3 |     |
| 1.1 (1226/1227) (25-30-31-32-33 kW) Eng. 688713/ C1E726               |    | 80-85   | L/R |   |  |             | 17-0040      |     | 23 |   | 22 | 76,5 | 81,5 | 30 | 90 | 48 | 668 | s3 |     |
| 1.1 (1397) (25-33-35 kW) Eng. 688713/ C1E726                          |    | 80-85   | L/R |   |  |             | 17-0040      |     | 23 |   | 22 | 76,5 | 81,5 | 30 | 90 | 48 | 668 | s3 |     |
| 1.3 (1224) (29-31-32-33-37-40-44-47 kW) Eng. 810725                   |    | 75-84   | L/R |   |  |             | 17-0040      |     | 23 |   | 22 | 76,5 | 81,5 | 30 | 90 | 48 | 668 | s3 |     |
| 1.3 (1225), Autom. (29-31-32-33-37-40-44-47 kW) Eng. 810719/ 726/ 729 |    | 76-79   | L/R |   |  |             | 17-0040      |     | 23 |   | 22 | 76,5 | 81,5 | 30 | 90 | 48 | 668 | s3 |     |
| 1.3 (1394) (29-31-32-33-37-40-44-47 kW) Eng. 810725                   |    | 75-84   | L/R |   |  |             | 17-0040      |     | 23 |   | 22 | 76,5 | 81,5 | 30 | 90 | 48 | 668 | s3 |     |
| 1.3 (1395/1396), Autom. (33 kW) Eng. 810719/ 729                      |    | 79-84   | L/R |   |  |             | 17-0040      |     | 23 |   | 22 | 76,5 | 81,5 | 30 | 90 | 48 | 668 | s3 |     |
| 1.4 (1229) (35-43-46 kW) Eng. 847725/ C2J713                          |    | 82-85   | L/R |   |  |             | 17-0040      |     | 23 |   | 22 | 76,5 | 81,5 | 30 | 90 | 48 | 668 | s3 |     |
| 1.4 (1399) (43-46-50-53 kW) Eng. 847725/ C2J713                       |    | 82-85   | L/R |   |  |             | 17-0040      |     | 23 |   | 22 | 76,5 | 81,5 | 30 | 90 | 48 | 668 | s3 |     |
| <b>R6 '69-'87</b>   |   |  | L/R |  |  | NOTE        | METELLI ref. | ABS | A  | B | C  | D    | E    | F  | H  | I  | L   | M  | Fig |
| 0.8 (1180) (19-21-25-26-27 kW) Eng. B1B800                            |  | 9/73-80   | L/R |   |  |             | 17-0040      |     | 23 |   | 22 | 76,5 | 81,5 | 30 | 90 | 48 | 668 | s3 |     |
| 1.1 (1181) (25-32-33-35 kW) Eng. 688711/ 712/ 713                     |  | 70-   | L/R |   |  |             | 17-0040      |     | 23 |   | 22 | 76,5 | 81,5 | 30 | 90 | 48 | 668 | s3 |     |
| <b>R9 (L42) '81-'89</b>   |   |  | L/R |  |  | NOTE        | METELLI ref. | ABS | A  | B | C  | D    | E    | F  | H  | I  | L   | M  | Fig |
| 1.1 (L421) (25-33-35 kW) Eng. C1E715/ 720                             |  | 9/81-87   | L   |   |  | G.Box:JB0/1 | 17-0041      |     | 21 |   |    | 86,5 |      | 30 | 84 |    | 630 | s7 |     |
|   |   | 9/81-87   | R   |   |  | G.Box:JB0/1 | 17-0042      |     | 21 |   | 23 | 86,5 | 81,5 | 30 | 84 |    | 728 | s8 |     |
| 1.2 (L42S) (40 kW) Eng. C1G700/ 710                                   |  | 85-88   | L   |   |  | G.Box:JB4/5 | 17-0043      |     | 21 |   |    | 86,5 |      | 30 | 84 |    | 644 | s7 |     |
|   |   | 85-88   | R   |   |  | G.Box:JB4/5 | 17-0044      |     | 21 |   | 23 | 86,5 | 81,5 | 30 | 84 |    | 715 | s8 |     |

| <b>R9 (L42) '81-'89</b>  |   |    | L/R |    |    | NOTE               | METELLI ref.     | ABS     | A  | B  | C    | D    | E    | F    | H  | I  | L   | M   | Fig |
|--|---|---|-----|---|---|--------------------|------------------|---------|----|----|------|------|------|------|----|----|-----|-----|-----|
| 1.4 (L422/L42C) (44 kW) Eng. C1J715/ 792/ 796/ C2J730            |    | 81-88   |     | •   |   | Argentina/Colombia | 13-0245          |         |    |    | 19   | 75   | 114  |      |    |    |     |     |     |
|  |    | 81-88   |     | •   |   | Argentina/Colombia | 15-1353          |         | 21 | 30 | 46   | 81   | 54   |      |    |    |     | 5   | 3   |
|  |    | 81-88   | L   |   |   |                    | M/T, G.Box:JB0/1 | 17-0041 |    | 21 |      |      | 86,5 |      | 30 | 84 |     | 630 | s7  |
|  |   | 81-88   | R   |   |   |                    | M/T, G.Box:JB0/1 | 17-0042 |    | 21 |      | 23   | 86,5 | 81,5 | 30 | 84 |     | 728 | s8  |
| 1.4 (L423, L42R) (49-53 kW) Eng. C2J717/ 720/ 755/ 766/ 767/ 768 |    | 81-88   |     | •   |   | Argentina/Colombia | 13-0245          |         |    |    | 19   | 75   | 114  |      |    |    |     |     |     |
|  |    | 81-88   |     | •   |   | Argentina/Colombia | 15-1353          |         | 21 | 30 | 46   | 81   | 54   |      |    |    |     | 5   | 3   |
|  |    | 81-88   | L   |   |   |                    | M/T, G.Box:JB0/1 | 17-0041 |    | 21 |      |      | 86,5 |      | 30 | 84 |     | 630 | s7  |
|  |   | 81-88   | R   |   |   |                    | M/T, G.Box:JB0/1 | 17-0042 |    | 21 |      | 23   | 86,5 | 81,5 | 30 | 84 |     | 728 | s8  |
| 1.4 T. (77-85-88 kW) Eng. C1J760/ 764                            |    | 86-89   | L   |   |   | G.Box:JB3          | 17-0041          |         | 21 |    |      | 86,5 |      | 30   | 84 |    | 630 | s7  |     |
| 1.4 T. (L425) (77-85-88 kW) Eng. C1J760/ 764                     |    | 84-86   | L   |   |   | G.Box:JB3          | 17-0041          |         | 21 |    |      | 86,5 |      | 30   | 84 |    | 630 | s7  |     |
| 1.6 D, TD (L424) (40 kW) Eng. F8M700/ 720/ 730                   |    | 82-88   | L   |   |   | G.Box:JB0/1        | 17-0041          |         | 21 |    |      | 86,5 |      | 30   | 84 |    | 630 | s7  |     |
|  |   | 82-88   | R   |   |   | G.Box:JB0/1        | 17-0042          |         | 21 |    | 23   | 86,5 | 81,5 | 30   | 84 |    | 728 | s8  |     |
| 1.7 (L42F) (55-66-70 kW) Eng. F3N718                             |    | 86-88   | L   |   |   | G.Box:JB3          | 17-0041          |         | 21 |    |      | 86,5 |      | 30   | 84 |    | 630 | s7  |     |
| 1.7 (L42L) (55-59-64-68 kW) Eng. F2N730                          |    | 86-88   | L   |   |   | G.Box:JB3          | 17-0041          |         | 21 |    |      | 86,5 |      | 30   | 84 |    | 630 | s7  |     |
| 1.7 (L42N) (55-59-64-68 kW) Eng. F2N708/ 710/ 798                |    | 86-88   | L   |   |   | G.Box:JB3          | 17-0041          |         | 21 |    |      | 86,5 |      | 30   | 84 |    | 630 | s7  |     |
| <b>Rodeo 5 '81-'87</b>   |   |    | L/R |    |    | NOTE               | METELLI ref.     | ABS     | A  | B  | C    | D    | E    | F    | H  | I  | L   | M   | Fig |
| 1.1 (35 kW) Eng. 688711/ 712/ 713                                |    | 81-87   | L/R |   |   |                    | 17-0040          |         | 23 |    | 22   | 76,5 | 81,5 | 30   | 90 | 48 | 668 | s3  |     |
| <b>Rodeo 6 '70-'81</b>   |   |   | L/R |   |   | NOTE               | METELLI ref.     | ABS     | A  | B  | C    | D    | E    | F    | H  | I  | L   | M   | Fig |
| 1.1 (ACL2B) (35 kW) Eng. 688711/ 712/ 713                        |  | 73-81   | L/R |   |   |                    | 17-0040          |         | 23 |    | 22   | 76,5 | 81,5 | 30   | 90 | 48 | 668 | s3  |     |
| <b>Safrane I (B54) '92-'96</b>                                   |   |  | L/R |  |  | NOTE               | METELLI ref.     | ABS     | A  | B  | C    | D    | E    | F    | H  | I  | L   | M   | Fig |
| 2.0 (B540) (76-88-99-119-129 kW) Eng. J7R732/ 733                |  | 3/92-7/96   |     | •   |   | +/-ABS             | 13-0165          |         |    |    | 26   | 86   | 138  |      |    |    |     |     |     |
|  |  | 3/92-7/96   |     | •   |   | +ABS               | 15-1336          | 30      | 23 | 25 | 56,3 | 90   | 51,4 |      |    |    |     | 11  | 3   |
|  |   | 3/92-7/96   |     | •   |   |                    | -ABS             | 15-1316 |    | 23 | 25   | 56,3 | 90   | 51,4 |    |    |     |     | 11  |
|  |  | 92-   | L   |   |   |                    | +ABS, G.Box:PK1  | 17-0311 | 30 | 23 |      |      | 90   |      | 37 | 83 |     | 600 | s7  |
|  |   | 92-   | R   |   |   |                    | +ABS, G.Box:PK1  | 17-0312 | 30 | 23 |      |      | 90   |      | 37 | 83 |     | 541 | s7  |
| 2.0 (B542, B54E) (97 kW) Eng. J7R734/ 735                        |  | 92-96   | L   |   |   | +ABS, G.Box:PK1    | 17-0311          | 30      | 23 |    |      | 90   |      | 37   | 83 |    | 600 | s7  |     |
|  |   | 92-96   | R   |   |   | +ABS, G.Box:PK1    | 17-0312          | 30      | 23 |    |      | 90   |      | 37   | 83 |    | 541 | s7  |     |





















| <b>Safrane I (B54) '92-'96</b>                        |   |    | L/R |    |    | NOTE                  | METELLI ref.    | ABS            | A  | B  | C    | D  | E    | F  | H    | I    | L    | M   | Fig |  |
|---|---|---|-----|---|--|-----------------------|-----------------|----------------|----|----|------|----|------|----|------|------|------|-----|-----|--|
| 2.1 TD (B546) (65 kW) Eng. J8S760                     |    | 93-96   |     | ●   |  | +/-ABS                | <b>13-0165</b>  |                |    |    | 26   | 86 | 138  |    |      |      |      |     |     |  |
|   |    | 93-96   |     | ●   |  | +ABS, G.Box:PK1       | <b>15-1336</b>  | 30             | 23 | 25 | 56,3 | 90 | 51,4 |    |      |      |      | 11  | 3   |  |
|   |   | 93-96   |     | ●   |  | -ABS                  | <b>15-1316</b>  |                | 23 | 25 | 56,3 | 90 | 51,4 |    |      |      |      | 11  | 3   |  |
|   |    | 93-96   | L   |   |  |                       | +ABS, G.Box:PK1 | <b>17-0311</b> | 30 | 23 |      |    | 90   |    | 37   | 83   |      | 600 | s7  |  |
|   |   | 93-96   | R   |   |  |                       | +ABS, G.Box:PK1 | <b>17-0312</b> | 30 | 23 |      |    | 90   |    | 37   | 83   |      | 541 | s7  |  |
| 2.2 (B541) (79 kW) Eng. J7T762                        |    | 92-7/96   |     | ●   |  | +/-ABS                | <b>13-0165</b>  |                |    |    | 26   | 86 | 138  |    |      |      |      |     |     |  |
|   |    | 92-7/96   |     | ●   |  | +ABS                  | <b>15-1336</b>  | 30             | 23 | 25 | 56,3 | 90 | 51,4 |    |      |      |      | 11  | 3   |  |
|   |   | 92-7/96   |     | ●   |  | -ABS                  | <b>15-1316</b>  |                | 23 | 25 | 56,3 | 90 | 51,4 |    |      |      |      | 11  | 3   |  |
|   |    | 92-   | L   |   |  |                       | +ABS, G.Box:PK1 | <b>17-0311</b> | 30 | 23 |      |    | 90   |    | 37   | 83   |      | 600 | s7  |  |
|   |   | 92-   | R   |   |  |                       | +ABS, G.Box:PK1 | <b>17-0312</b> | 30 | 23 |      |    | 90   |    | 37   | 83   |      | 541 | s7  |  |
| 2.2 (B543) (101 kW) Eng. J7T760/ 761                  |    | 92-7/96   |     | ●   |  | +/-ABS                | <b>13-0165</b>  |                |    |    | 26   | 86 | 138  |    |      |      |      |     |     |  |
|   |    | 92-7/96   |     | ●   |  | +ABS                  | <b>15-1336</b>  | 30             | 23 | 25 | 56,3 | 90 | 51,4 |    |      |      |      | 11  | 3   |  |
|   |   | 92-7/96   |     | ●   |  | -ABS                  | <b>15-1316</b>  |                | 23 | 25 | 56,3 | 90 | 51,4 |    |      |      |      | 11  | 3   |  |
|   |    | 92-   | L   |   |  |                       | +ABS, G.Box:PK1 | <b>17-0311</b> | 30 | 23 |      |    | 90   |    | 37   | 83   |      | 600 | s7  |  |
|   |   | 92-   | R   |   |  |                       | +ABS, G.Box:PK1 | <b>17-0312</b> | 30 | 23 |      |    | 90   |    | 37   | 83   |      | 541 | s7  |  |
| 2.5 DT (B548) (83 kW) Eng. S8U762/ 763                |    | 92-7/96   |     | ●   |  | +/-ABS                | <b>13-0165</b>  |                |    |    | 26   | 86 | 138  |    |      |      |      |     |     |  |
|   |    | 92-7/96   |     | ●   |  | +ABS                  | <b>15-1336</b>  | 30             | 23 | 25 | 56,3 | 90 | 51,4 |    |      |      |      | 11  | 3   |  |
|   |   | 92-7/96   |     | ●   |  | -ABS                  | <b>15-1316</b>  |                | 23 | 25 | 56,3 | 90 | 51,4 |    |      |      |      | 11  | 3   |  |
| <b>Safrane II (B54) '96-'00</b>                       |   |    | L/R |    |    | NOTE                  | METELLI ref.    | ABS            | A  | B  | C    | D  | E    | F  | H    | I    | L    | M   | Fig |  |
| 2.0 16v (B54L) (100-102 kW) Eng. N7Q710/ 711          |   | 96-00   | L   |   |  | +ABS                  | <b>17-0569</b>  | 30             | 23 |    | 26   | 98 | 96   |    | 84   | 67   | 679  | s16 |     |  |
|   |   | 96-00   | R   |   |  | +ABS                  | <b>17-0570</b>  | 30             | 23 |    | 26   | 98 | 96   |    | 84   | 315  | 931  | s6  |     |  |
| 2.2 DT (B54G) (83 kW) Eng. G8T714/ 716/ 740/ 760      |  | 96-00   | L   |   |  | +ABS, G.Box:PK1       | <b>17-0573</b>  | 30             | 23 |    |      | 98 |      | 37 | 84   |      | 595  | s7  |     |  |
|   |   | 96-00   | R   |   |  | +ABS, G.Box:PK1       | <b>17-0574</b>  | 30             | 23 |    | 39   | 98 | 91   | 41 | 84   | 393  | 985  | s8  |     |  |
| 2.5 20v (B54F) (121 kW) Eng. N7U700/ 701              |  | 96-00   | L   |   |  | +ABS, M/T+A/T         | <b>17-0571</b>  | 30             | 23 |    | 26   | 98 | 96   |    | 84   | 67,5 | 595  | s16 |     |  |
|   |   | 96-00   | R   |   |  | +ABS, M/T+A/T         | <b>17-0572</b>  | 30             | 23 |    | 26   | 98 | 96   |    | 84   | 410  | 1020 | s6  |     |  |
| <b>Scenic I (JA) '99-'03</b>                          |   |  | L/R |  |  | NOTE                  | METELLI ref.    | ABS            | A  | B  | C    | D  | E    | F  | H    | I    | L    | M   | Fig |  |
| 1.4 16v (JA0 D/W, JA1H/0) (70-72 kW) Eng. K4J714/ 750 |  | 99-   | L   |   |  | +ABS, G.Box:JB1/3/JC5 | <b>17-0599</b>  | 44             | 21 |    |      | 86 |      |    | 84,5 |      | 653  | s7  |     |  |
|   |   | 99-   | L   |   |  | -ABS, G.Box:JB1/3/JC5 | <b>17-0597</b>  |                | 21 |    |      | 86 |      | 30 | 84,5 |      | 653  | s7  |     |  |
|   |   | 99-   | R   |   |  | +ABS, G.Box:JB1/3/JC5 | <b>17-0600</b>  | 44             | 21 |    |      | 86 |      |    | 84,5 |      | 745  | s8  |     |  |
|   |   | 99-   | R   |   |  | -ABS, G.Box:JB1/3/JC5 | <b>17-0598</b>  |                | 21 |    |      | 86 |      |    | 84,5 |      | 745  | s8  |     |  |

| Scenic I (JA) '99-'03  |    | L/R       |  |  | NOTE                  | METELLI ref.          | ABS     | A  | B  | C    | D    | E    | F    | H    | I   | L   | M   | Fig |   |  |
|--|---|-----------|---|---|-----------------------|-----------------------|---------|----|----|------|------|------|------|------|-----|-----|-----|-----|---|--|
| 1.6 16v (JA0B/4, JA11) (75-79 kW) Eng. K4M700/701/ 704/ 708/ 709 |    | 99-       |   | ●   | +ABS, M/T             | 13-0388               |         |    |    | 26   | 86   | 138  |      |      |     |     |     |     |   |  |
|  |   | 99-       |   | ●   | +ABS, A/T             | 13-0372               |         |    |    | 22   | 76   | 113  |      |      |     |     |     |     |   |  |
|  |    | 99-       |   | ●   | +ABS, M/T             | 15-1573               | 44      | 23 | 35 | 57,4 | 95   | 51   |      |      |     |     |     | 11  | 2 |  |
|  |   | 99-       |   | ●   | +ABS, A/T             | 15-1542               | 44      | 23 | 30 | 57,3 | 85   | 50,8 |      |      |     |     |     | 11  | 2 |  |
|  |    | 10/99-    | L   |   |                       | +ABS, G.Box:JB1/3/JC5 | 17-0594 | 44 | 23 |      |      | 84   |      | 30   | 86  |     | 655 | s7  |   |  |
|  |   | 10/99-    | R   |   |                       | +ABS, G.Box:JB1/3/JC5 | 17-0592 | 44 | 23 | 23   | 90   |      |      |      | 85  |     | 745 | s8  |   |  |
| 1.6 e (JA0F) (66 kW) Eng. K7M702/ 703                            |    | 99-       | L   |   | +ABS, G.Box:JB1/3/JC5 | 17-0599               | 44      | 21 |    |      | 86   |      |      | 84,5 |     | 653 | s7  |     |   |  |
|  |   | 99-       | R   |   | +ABS, G.Box:JB1/3/JC5 | 17-0600               | 44      | 21 |    |      | 86   |      |      | 84,5 |     | 745 | s8  |     |   |  |
| 1.6 i (JA0L) (55 kW) Eng. K7M720                                 |    | 99-       | L   |   | +ABS, G.Box:JB1/3/JC5 | 17-0599               | 44      | 21 |    |      | 86   |      |      | 84,5 |     | 653 | s7  |     |   |  |
|  |   | 99-       | R   |   | +ABS, G.Box:JB1/3/JC5 | 17-0600               | 44      | 21 |    |      | 86   |      |      | 84,5 |     | 745 | s8  |     |   |  |
| 1.8 16v (JA12/R/M/A) (85-88 kW) Eng. F4P720/722                  |    | 01-       |   | ●   | +ABS                  | 13-0388               |         |    |    | 26   | 86   | 138  |      |      |     |     |     |     |   |  |
|  |   | 01-       |   | ●   | +ABS                  | 15-1573               | 44      | 23 | 35 | 57,4 | 95   | 51   |      |      |     |     |     | 11  | 2 |  |
|  |    | 01-       | L   |   |                       | +ABS                  | 17-0591 | 44 | 23 |      |      | 95   |      |      | 86  |     | 657 | s7  |   |  |
|  |   | 1/01-2/01 | R   |   |                       | +ABS                  | 17-0592 | 44 | 23 | 23   | 90   |      |      |      | 85  |     | 745 | s8  |   |  |
|  |   | 2/01-     | R   |   |                       | +ABS                  | 17-0593 | 44 | 23 | 23   | 87,5 |      |      |      | 86  |     | 749 | s6  |   |  |
| 1.9 DCi (JA05, JA1F) (75 kW) Eng. F9Q732/ 733                    |    | 00-       |   | ●   | +ABS                  | 13-0372               |         |    |    | 22   | 76   | 113  |      |      |     |     |     |     |   |  |
|  |   | 00-       |   | ●   | +ABS                  | 15-1542               | 44      | 23 | 30 | 57,3 | 85   | 50,8 |      |      |     |     |     | 11  | 2 |  |
|  |    | 00-       | L   |   |                       | +ABS                  | 17-0594 | 44 | 23 |      |      | 84   |      | 30   | 86  |     | 655 | s7  |   |  |
|  |   | 00-1/01   | R   |   |                       | +ABS                  | 17-0595 | 44 | 23 | 23   | 85   | 80   |      |      | 86  |     | 746 | s8  |   |  |
|  |   | 2/01-     | R   |   |                       | +ABS                  | 17-0602 | 44 | 23 | 23   | 83,6 | 68   | 30   | 86   | 187 | 750 | s4  |     |   |  |
| 1.9 DCi RX4 (74-75 kW) Eng. F9Q740                               |   | 00-       | L   |   | +ABS, FWD             | 17-0739               | 44      | 23 |    |      | 82,5 |      |      | 85   |     | 680 | s7  |     |   |  |
|  |   | 00-       | R   |   | +ABS, FWD             | 17-0740               | 44      | 23 | 23 |      | 82,5 |      |      | 85   |     | 780 | s8  |     |   |  |
| 1.9 DTi (JA0N) (72 kW) Eng. F9Q731/ 734/ 736                     |  | 99-       |   | ●   | +ABS                  | 13-0208               |         |    |    | 25   | 90   | 107  |      |      |     |     |     |     |   |  |
|  |   | 99-       |   | ●   | +ABS                  | 15-1422               | 44      | 23 | 25 | 56   | 90   | 52   |      |      |     |     |     | 3   | 3 |  |
|  |  | 99-       | L   |   |                       | +ABS, G.Box:JC5       | 17-0580 | 44 | 23 |      |      | 90   |      | 30   | 83  |     | 702 | s7  |   |  |
|  |   | 99-       | R   |   |                       | +ABS, G.Box:JC5       | 17-0579 | 44 | 23 | 23   | 90   | 86   |      | 82,5 | 42  | 745 | s8  |     |   |  |
| 1.9 DTi (JA1U) (59 kW) Eng. F9Q744                               |  | 01-       |   | ●   | +ABS                  | 13-0372               |         |    |    | 22   | 76   | 113  |      |      |     |     |     |     |   |  |
|  |   | 01-       |   | ●   | +ABS                  | 15-1542               | 44      | 23 | 30 | 57,3 | 85   | 50,8 |      |      |     |     |     | 11  | 2 |  |
|  |  | 01-       | L   |   |                       | +ABS                  | 17-0594 | 44 | 23 |      |      | 84   |      | 30   | 86  |     | 655 | s7  |   |  |
|  |   | 1/01-2/01 | R   |   |                       | +ABS                  | 17-0595 | 44 | 23 | 23   | 85   | 80   |      |      | 86  |     | 746 | s8  |   |  |
|  |   | 2/01-     | R   |   |                       | +ABS                  | 17-0596 | 44 | 23 | 28   | 83,6 |      | 29,8 | 86   |     | 750 | s7  |     |   |  |

| <b>Scenic I (JA) '99-'03</b>                   |   |  | L/R |  |  | NOTE      | METELLI ref.   | ABS            | A  | B    | C    | D    | E    | F    | H    | I   | L   | M   | Fig |  |
|--|---|---|-----|---|---|-----------|----------------|----------------|----|------|------|------|------|------|------|-----|-----|-----|-----|--|
| 2.0 16v (JA1B/D) (102-103 kW) Eng. F4R740/ 741 |    | 00-   |     | ●   |   | +ABS      | <b>13-0388</b> |                |    |      | 26   | 86   | 138  |      |      |     |     |     |     |  |
|  |    | 00-   |     | ●   |   | +ABS      | <b>15-1573</b> | 44             | 23 | 35   | 57,4 | 95   | 51   |      |      |     |     | 11  | 2   |  |
|  |    | 00-   | L   |   |   |           | +ABS           | <b>17-0591</b> | 44 | 23   |      |      | 95   |      |      | 86  |     | 657 | s7  |  |
|  |   | 00-   | R   |   |   |           | +ABS           | <b>17-0592</b> | 44 | 23   | 23   |      | 90   |      |      | 85  |     | 745 | s8  |  |
| 2.0 16v IDE (103 kW) Eng. F5R740               |    | 99-   |     | ●   |   | +ABS      | <b>13-0388</b> |                |    |      | 26   | 86   | 138  |      |      |     |     |     |     |  |
|  |    | 99-   |     | ●   |   | +ABS      | <b>15-1573</b> | 44             | 23 | 35   | 57,4 | 95   | 51   |      |      |     |     | 11  | 2   |  |
| 2.0 16v RX4 (102 kW) Eng. F4R744               |    | 00-   | L   |   |   | +ABS, FWD | <b>17-0739</b> | 44             | 23 |      |      | 82,5 |      |      | 85   |     | 680 | s7  |     |  |
|  |   | 00-   | R   |   |   | +ABS, FWD | <b>17-0740</b> | 44             | 23 | 23   |      | 82,5 |      |      | 85   |     | 780 | s8  |     |  |
| <b>Scenic II (JM) '03-'09</b>                  |   |  | L/R |  |  | NOTE      | METELLI ref.   | ABS            | A  | B    | C    | D    | E    | F    | H    | I   | L   | M   | Fig |  |
| 1.4 16v (72 kW) Eng. K4J730                    |    | 03-09   |     | ●   |   |           | <b>13-0364</b> |                |    |      | 31   | 75   | 115  |      |      |     |     |     |     |  |
|  |    | 03-09   |     | ●   |   |           | <b>15-1523</b> | 25             | 22 | 52,5 | 79,5 | 53,5 |      |      |      |     |     | 3   | 2   |  |
|  |    | 03-09   | L   |   |   |           | M/T            | <b>17-0906</b> | 25 | 26   |      | 79,5 | 75,4 |      | 87,5 | 62  | 661 | s3  |     |  |
|  |   | 03-09   | R   |   |   |           | M/T            | <b>17-0909</b> | 25 | 26   |      | 79,5 |      |      | 87,5 | 325 | 916 | s4  |     |  |
| 1.5 DCi (60 kW) Eng. K9K702/ 710/ 722          |    | 03-   |     | ●   |   |           | <b>13-0390</b> |                |    |      | 24   | 80   | 116  |      |      |     |     |     |     |  |
|  |    | 03-   |     | ●   |   |           | <b>15-1579</b> | 25             | 30 | 52,7 | 83,7 | 52,1 |      |      |      |     |     | 11  | 2   |  |
| 1.5 DCi (74 kW) Eng. K9K728                    |    | 03-   |     | ●   |   |           | <b>15-1577</b> | 32             | 25 | 52,7 | 81,1 | 52,5 |      |      |      |     |     | 11  | 2   |  |
| 1.5 DCi (78 kW) Eng. K9K732/ 764               |    | 05-   |     | ●   |   | M/T       | <b>13-0364</b> |                |    |      | 31   | 75   | 115  |      |      |     |     |     |     |  |
|  |    | 05-   |     | ●   |   | M/T       | <b>15-1523</b> | 25             | 22 | 52,5 | 79,5 | 53,5 |      |      |      |     |     | 3   | 2   |  |
| 1.6 (77 kW) Eng. K4M788                        |    | 06-09   |     | ●   |   |           | <b>13-0364</b> |                |    |      | 31   | 75   | 115  |      |      |     |     |     |     |  |
|  |  | 06-09   |     | ●   |   |           | <b>15-1523</b> | 25             | 22 | 52,5 | 79,5 | 53,5 |      |      |      |     |     | 3   | 2   |  |
|  |  | 06-09   | L   |   |   |           | M/T            | <b>17-0906</b> | 25 | 26   |      | 79,5 | 75,4 |      | 87,5 | 62  | 661 | s3  |     |  |
|  |   | 06-09   | R   |   |   |           | M/T            | <b>17-0909</b> | 25 | 26   |      | 79,5 |      |      | 87,5 | 325 | 916 | s4  |     |  |
| 1.6 16v (82 kW) Eng. K4M766                    |  | 07-09   | L   |   |   | M/T       | <b>17-0906</b> | 25             | 26 |      | 79,5 | 75,4 |      | 87,5 | 62   | 661 | s3  |     |     |  |
|  |   | 07-09   | R   |   |   | M/T       | <b>17-0909</b> | 25             | 26 |      | 79,5 |      |      | 87,5 | 325  | 916 | s4  |     |     |  |
| 1.6 16v (83 kW) Eng. K4M761/ 782               |  | 03-09   |     | ●   |   |           | <b>13-0364</b> |                |    |      | 31   | 75   | 115  |      |      |     |     |     |     |  |
|  |  | 03-09   |     | ●   |   |           | <b>15-1523</b> | 25             | 22 | 52,5 | 79,5 | 53,5 |      |      |      |     |     | 3   | 2   |  |
|  |  | 03-09   | L   |   |   |           | M/T            | <b>17-0906</b> | 25 | 26   |      | 79,5 | 75,4 |      | 87,5 | 62  | 661 | s3  |     |  |
|  |   | 03-09   | R   |   |   |           | M/T            | <b>17-0909</b> | 25 | 26   |      | 79,5 |      |      | 87,5 | 325 | 916 | s4  |     |  |
| 1.9 DCi (88 kW) Eng. F9Q812                    |  | 03-   |     | ●   |   |           | <b>13-0361</b> |                |    |      | 22   | 82   | 126  |      |      |     |     |     |     |  |
|  |  | 03-   |     | ●   |   |           | <b>15-1519</b> | 25             | 33 | 52,7 | 84   | 52,5 |      |      |      |     |     | 11  | 2   |  |
| 1.9 DCi (96 kW) Eng. F9Q804                    |  | 03-   |     | ●   |   |           | <b>13-0361</b> |                |    |      | 22   | 82   | 126  |      |      |     |     |     |     |  |
|  |  | 03-   |     | ●   |   |           | <b>15-1519</b> | 25             | 33 | 52,7 | 84   | 52,5 |      |      |      |     |     | 11  | 2   |  |

| <b>Scenic II (JM) '03-'09</b>  |   |  | L/R |  |  | NOTE        | METELLI ref. | ABS | A  | B  | C    | D    | E    | F  | H  | I | L   | M  | Fig |  |
|--|---|---|-----|---|--|-------------|--------------|-----|----|----|------|------|------|----|----|---|-----|----|-----|--|
| 2.0 (99 kW) Eng. F4R770/ 771   |    | 03-   |     |   | •  |             | 13-0361      |     |    |    | 22   | 82   | 126  |    |    |   |     |    |     |  |
|  |    | 03-   |     |   | •  |             | 15-1519      |     | 25 | 33 | 52,7 | 84   | 52,5 |    |    |   |     | 11 | 2   |  |
| 2.0 16v T. (120 kW) Eng. F4R776  |    | 04-   |     |   | •  |             | 13-0361      |     |    |    | 22   | 82   | 126  |    |    |   |     |    |     |  |
|  |    | 04-   |     |   | •  |             | 15-1519      |     | 25 | 33 | 52,7 | 84   | 52,5 |    |    |   |     | 11 | 2   |  |
| <b>Scenic III (JZ) '09-</b>  |   |  | L/R |  |  | NOTE        | METELLI ref. | ABS | A  | B  | C    | D    | E    | F  | H  | I | L   | M  | Fig |  |
| 1.4 16v (96 kW) Eng. HJ4700  |    | 09-   |     |   | •  | M/T, 6Sp    | 13-0494      |     |    |    | 26   | 87   | 117  |    |    |   |     |    |     |  |
|  |    | 09-   |     |   | •  | M/T, 6Sp    | 15-1727      |     | 25 | 33 | 52,5 | 89,9 | 53,9 |    |    |   |     | 11 | 2   |  |
| 1.6 16v (81 kW) Eng. K4M858/ 866   |    | 09-   |     |   | •  |             | 13-0495      |     |    |    | 22   | 82   | 126  |    |    |   |     |    |     |  |
|  |    | 09-   |     |   | •  |             | 15-1728      |     | 25 | 23 | 52,5 | 82   | 54,9 |    |    |   |     | 5  | 1   |  |
| 1.6 DCi (96 kW) Eng. R9M402/ 404   |    | 11-   |     |   | •  | 6Sp         | 13-0494      |     |    |    | 26   | 87   | 117  |    |    |   |     |    |     |  |
|  |    | 11-   |     |   | •  | 6Sp         | 15-1727      |     | 25 | 33 | 52,5 | 89,9 | 53,9 |    |    |   |     | 11 | 2   |  |
| 1.6 GPL (81 kW) Eng. K4M866  |    | 12-   |     |   | •  | 6Sp         | 13-0494      |     |    |    | 26   | 87   | 117  |    |    |   |     |    |     |  |
|  |    | 12-   |     |   | •  | 6Sp         | 15-1727      |     | 25 | 33 | 52,5 | 89,9 | 53,9 |    |    |   |     | 11 | 2   |  |
| <b>Super 5 (B/C40) '84-'96</b>   |   |  | L/R |  |  | NOTE        | METELLI ref. | ABS | A  | B  | C    | D    | E    | F  | H  | I | L   | M  | Fig |  |
| 0.95 (B/C/400) (30 kW) Eng. C1C700                                       |    | 8/84-   | L   |   |  | G.Box:JB0/1 | 17-0038      |     | 21 |    |      | 76,5 |      | 30 | 84 |   | 600 | s7 |     |  |
|  |   | 8/84-   | L   |   |  | G.Box:JB4/5 | 17-0036      |     | 21 |    |      | 76,5 |      | 30 | 84 |   | 610 | s7 |     |  |
|  |   | 8/84-   | R   |   |  | G.Box:JB1   | 17-0039      |     | 21 |    | 23   | 76,5 | 81,5 | 30 | 84 |   | 692 | s8 |     |  |
|  |   | 8/84-   | R   |   |  | G.Box:JB4/5 | 17-0037      |     | 21 |    | 23   | 76,5 | 72,5 | 30 | 84 |   | 680 | s8 |     |  |
| 1.1 (B/C/401) (25-33-35 kW) Eng. C1E750/ 752/ 754                        |  | 8/84-   | L   |   |  | G.Box:JB0/1 | 17-0038      |     | 21 |    |      | 76,5 |      | 30 | 84 |   | 600 | s7 |     |  |
|  |   | 8/84-   | L   |   |  | G.Box:JB4/5 | 17-0036      |     | 21 |    |      | 76,5 |      | 30 | 84 |   | 610 | s7 |     |  |
|  |   | 8/84-   | R   |   |  | G.Box:JB0/1 | 17-0039      |     | 21 |    | 23   | 76,5 | 81,5 | 30 | 84 |   | 692 | s8 |     |  |
|  |   | 8/84-   | R   |   |  | G.Box:JB4/5 | 17-0037      |     | 21 |    | 23   | 76,5 | 72,5 | 30 | 84 |   | 680 | s8 |     |  |
| 1.1 (B/C/401/H) (34-35 kW) Eng. C1E750/ 752/ 756/ 760                    |  | 86-   | L   |   |  | G.Box:JB0/1 | 17-0038      |     | 21 |    |      | 76,5 |      | 30 | 84 |   | 600 | s7 |     |  |
|  |   | 86-   | L   |   |  | G.Box:JB4/5 | 17-0036      |     | 21 |    |      | 76,5 |      | 30 | 84 |   | 610 | s7 |     |  |
|  |   | 86-   | R   |   |  | G.Box:JB0/1 | 17-0039      |     | 21 |    | 23   | 76,5 | 81,5 | 30 | 84 |   | 692 | s8 |     |  |
|  |   | 86-   | R   |   |  | G.Box:JB4/5 | 17-0037      |     | 21 |    | 23   | 76,5 | 72,5 | 30 | 84 |   | 680 | s8 |     |  |
| 1.2 (B/C40F) (40 kW) Eng. C1G702/ 720/ 722                               |  | 87-   | L   |   |  | G.Box:JB4/5 | 17-0036      |     | 21 |    |      | 76,5 |      | 30 | 84 |   | 610 | s7 |     |  |
|  |   | 87-   | R   |   |  | G.Box:JB4/5 | 17-0037      |     | 21 |    | 23   | 76,5 | 72,5 | 30 | 84 |   | 680 | s8 |     |  |
| 1.4 (B/C402/407), Kat (35-43-44 kW) Eng. C1J/ C3J700/ 702/ 760/ 768/ 780 |  | 8/84-   | L   |   |  | G.Box:JB1   | 17-0038      |     | 21 |    |      | 76,5 |      | 30 | 84 |   | 600 | s7 |     |  |
|  |   | 8/84-   | R   |   |  | G.Box:JB1   | 17-0039      |     | 21 |    | 23   | 76,5 | 81,5 | 30 | 84 |   | 692 | s8 |     |  |
| 1.4 (B/C403) (43-46-50-53 kW) Eng. C2J700/ 780/ 781/ 788/ 798            |  | 8/84-   | L   |   |  | G.Box:JB1   | 17-0038      |     | 21 |    |      | 76,5 |      | 30 | 84 |   | 600 | s7 |     |  |
|  |   | 8/84-   | R   |   |  | G.Box:JB1   | 17-0039      |     | 21 |    | 23   | 76,5 | 81,5 | 30 | 84 |   | 692 | s8 |     |  |

















| <b>Super 5 (B/C40) '84-'96</b>                    |   |  | L/R |  |  | NOTE                           | METELLI ref.   | ABS | A  | B  | C    | D    | E    | F     | H    | I  | L   | M   | Fig |  |
|---|---|---|-----|---|--|--------------------------------|----------------|-----|----|----|------|------|------|-------|------|----|-----|-----|-----|--|
| 1.4 T. (C405) (77-85-88 kW) Eng. C1J782/ 784/ 788 |    | 85-   | L   |   |  | G.Box:JB3                      | <b>17-0109</b> |     | 21 |    |      | 86,5 |      | 30    | 84   |    | 597 | s7  |     |  |
|   |   | 85-   | R   |   |  | G.Box:JB3                      | <b>17-0110</b> |     | 21 |    | 23   | 86,5 | 85,5 | 37    | 84   |    | 688 | s8  |     |  |
| 1.6 D (B/C/404) (40 kW) Eng. F8M720/ 730          |    | 85-   | L   |   |  | G.Box:JB0/1                    | <b>17-0038</b> |     | 21 |    |      | 76,5 |      | 30    | 84   |    | 600 | s7  |     |  |
|   |   | 85-   | R   |   |  | G.Box:JB0/1                    | <b>17-0039</b> |     | 21 |    | 23   | 76,5 | 81,5 | 30    | 84   |    | 692 | s8  |     |  |
| 1.7 (B/C408) (54 kW) Eng. F3N716/ 717             |    | 86-   | L   |   |  | G.Box:JB3                      | <b>17-0109</b> |     | 21 |    |      | 86,5 |      | 30    | 84   |    | 597 | s7  |     |  |
|   |   | 86-   | R   |   |  | G.Box:JB3                      | <b>17-0110</b> |     | 21 |    | 23   | 86,5 | 85,5 | 37    | 84   |    | 688 | s8  |     |  |
| <b>Thalia '98-</b>                                |   |  | L/R |  |  | NOTE                           | METELLI ref.   | ABS | A  | B  | C    | D    | E    | F     | H    | I  | L   | M   | Fig |  |
| 1.4 (55 kW) Eng. K7J700/ 701                      |    | 00-   |     |   | •  | +ABS                           | <b>13-0260</b> |     |    |    | 20   | 78   | 103  |       |      |    |     |     |     |  |
|   |   | 00-   |     |   | •  | +ABS                           | <b>15-1378</b> | 26  | 21 | 30 | 52,2 | 84   | 51   |       |      |    |     | 11  | 2   |  |
| 1.4 16v (72 kW) Eng. K4J712/ 713                  |    | 00-   |     |   | •  | +ABS                           | <b>13-0260</b> |     |    |    | 20   | 78   | 103  |       |      |    |     |     |     |  |
|   |   | 00-   |     |   | •  | +ABS                           | <b>15-1378</b> | 26  | 21 | 30 | 52,2 | 84   | 51   |       |      |    |     | 11  | 2   |  |
| 1.5 DCi (48 kW) Eng. K9K700/ 704                  |    | 02-   |     |   | •  | +ABS                           | <b>13-0260</b> |     |    |    | 20   | 78   | 103  |       |      |    |     |     |     |  |
|   |   | 02-   |     |   | •  | +ABS                           | <b>15-1378</b> | 26  | 21 | 30 | 52,2 | 84   | 51   |       |      |    |     | 11  | 2   |  |
| 1.6 16v (79 kW) Eng. K4M740                       |    | 02-   |     |   | •  | +ABS                           | <b>13-0260</b> |     |    |    | 20   | 78   | 103  |       |      |    |     |     |     |  |
|   |   | 02-   |     |   | •  | +ABS                           | <b>15-1378</b> | 26  | 21 | 30 | 52,2 | 84   | 51   |       |      |    |     | 11  | 2   |  |
| <b>Twingo I (C06) '93-'07</b>                     |   |  | L/R |  |  | NOTE                           | METELLI ref.   | ABS | A  | B  | C    | D    | E    | F     | H    | I  | L   | M   | Fig |  |
| 1.2 (C063/64) (40 kW) Eng. C3G700/ 702            |    | 93-96   | L   |   |  | +ABS, A/T, G.Box:MB1           | <b>17-0587</b> | 26  | 21 |    |      | 86   |      | 29,9  | 84,5 |    | 625 | s7  |     |  |
|   |   | 93-96   | L   |   |  | -ABS, M/T+A/T, G.Box:JB0/1/MB1 | <b>17-0056</b> |     | 21 |    |      | 86,5 |      | 30    | 84   |    | 623 | s7  |     |  |
|   |   | 93-96   | R   |   |  | -ABS, M/T, G.Box:JB0/1         | <b>17-0057</b> |     | 21 |    | 23   | 86,5 | 81,5 | 30    | 84   |    | 743 | s8  |     |  |
| 1.2 (C066/68) (43-44 kW) Eng. D7F702/ 703/ 704    |  | 02-   | L   |   |  | +ABS, M/T, G.Box:JB0/1         | <b>17-0786</b> | 44  | 21 |    |      | 84   |      | 29,94 | 85,3 |    | 630 | s7  |     |  |
|   |   | 02-   | R   |   |  | +ABS, M/T, G.Box:JB0/1         | <b>17-0600</b> | 44  | 21 |    |      | 86   |      |       | 84,5 |    | 745 | s8  |     |  |
|   |   | 96-98   | L   |   |  | -ABS, M/T+A/T, G.Box:JB0/1/MB1 | <b>17-0056</b> |     | 21 |    |      | 86,5 |      | 30    | 84   |    | 623 | s7  |     |  |
|   |   | 96-98   | R   |   |  | -ABS, M/T, G.Box:JB0/1         | <b>17-0057</b> |     | 21 |    | 23   | 86,5 | 81,5 | 30    | 84   |    | 743 | s8  |     |  |
|   |   | 96-98   | R   |   |  | -ABS, M/T, G.Box:JB0/1         | <b>17-0586</b> |     |    |    |      |      |      |       |      |    |     | 738 | s8  |  |
|   |   | 98-02   | L   |   |  | +ABS, M/T+A/T, G.Box:JB0/1/MB1 | <b>17-0587</b> | 26  | 21 |    |      | 86   |      | 29,9  | 84,5 |    | 625 | s7  |     |  |
|   |   | 98-02   | L   |   |  | -ABS, M/T, G.Box:JB0/1         | <b>17-0585</b> |     | 21 |    |      | 86,5 |      | 30    | 84   | 24 | 623 | s7  |     |  |
|   |   | 98-02   | R   |   |  | +ABS, M/T, G.Box:JB0/1         | <b>17-0588</b> | 26  |    |    |      |      |      |       |      |    |     | 740 | s8  |  |
| 1.2 (C067) (40 kW) Eng. D7F700/ 701               |  | 96-   | L   |   |  | +ABS, A/T, G.Box:MB1           | <b>17-0587</b> | 26  | 21 |    |      | 86   |      | 29,9  | 84,5 |    | 625 | s7  |     |  |
|   |   | 96-   | L   |   |  | -ABS, M/T+A/T, G.Box:JB0/1/MB1 | <b>17-0056</b> |     | 21 |    |      | 86,5 |      | 30    | 84   |    | 623 | s7  |     |  |
|   |   | 96-   | R   |   |  | -ABS, M/T, G.Box:JB0/1         | <b>17-0057</b> |     | 21 |    | 23   | 86,5 | 81,5 | 30    | 84   |    | 743 | s8  |     |  |
| 1.2 16v (44 kW) Eng. D4F708                       |  | 04-07   | L   |   |  | +ABS, M/T, G.Box:JB0/1         | <b>17-0786</b> | 44  | 21 |    |      | 84   |      | 29,94 | 85,3 |    | 630 | s7  |     |  |
|   |   | 04-07   | R   |   |  | +ABS, M/T, G.Box:JB0/1         | <b>17-0600</b> | 44  | 21 |    |      | 86   |      |       | 84,5 |    | 745 | s8  |     |  |



























## RENAULT

579



















| <b>Twingo I (C06) '93-'07</b>                |   |  | L/R |  |  | NOTE | METELLI ref.           | ABS            | A  | B  | C  | D    | E    | F    | H     | I    | L   | M   | Fig |   |
|--|---|---|-----|---|---|------|------------------------|----------------|----|----|----|------|------|------|-------|------|-----|-----|-----|---|
| 1.2 16v (C06C/ D/K) (55 kW) Eng. D4F702/ 704 |  | 01-02   | L   |   |   | +ABS | <b>17-0587</b>         | 26             | 21 |    |    | 86   |      | 29,9 | 84,5  |      | 625 | s7  |     |   |
|  |   | 01-02   | L   |   |   | -ABS | <b>17-0585</b>         |                | 21 |    |    | 86,5 |      | 30   | 84    | 24   | 623 | s7  |     |   |
|  |   | 01-02   | R   |   |   |      | +ABS                   | <b>17-0588</b> | 26 |    |    |      |      |      |       |      |     | 740 | s8  |   |
|  |   | 01-02   | R   |   |   |      | -ABS                   | <b>17-0586</b> |    |    |    |      |      |      |       |      |     | 738 | s8  |   |
|  |   | 02-   | L   |   |   |      | +ABS, M/T, G.Box:JB0/1 | <b>17-0786</b> | 44 | 21 |    |      | 84   |      | 29,94 | 85,3 |     | 630 | s7  |   |
|  |   | 02-   | R   |   |   |      | +ABS, M/T, G.Box:JB0/1 | <b>17-0600</b> | 44 | 21 |    |      | 86   |      |       | 84,5 |     | 745 | s8  |   |
| <b>Twingo II (CN0) '07-</b>                  |   |  | L/R |  |  | NOTE | METELLI ref.           | ABS            | A  | B  | C  | D    | E    | F    | H     | I    | L   | M   | Fig |   |
| 1.2 (43 kW) Eng. D7F800                      |  | 07-   |     |   | •   |      | <b>13-0348</b>         |                |    |    | 20 | 68   | 100  |      |       |      |     |     |     |   |
|  |   |  | 07- |   |   | •    |                        | <b>15-1503</b> |    | 23 | 28 | 49   | 76   | 50   |       |      |     |     | 11  | 2 |
| 1.2 16v (55 kW) Eng. D4F722/ 772             |  | 09-   |     |   | •   | M/T  | <b>13-0348</b>         |                |    |    | 20 | 68   | 100  |      |       |      |     |     |     |   |
|  |   |  | 09- |   |   | •    | M/T                    | <b>15-1503</b> |    | 23 | 28 | 49   | 76   | 50   |       |      |     |     | 11  | 2 |
| 1.2 16v (56 kW) Eng. D4F772                  |  | 07-   |     |   | •   |      | <b>13-0348</b>         |                |    |    | 20 | 68   | 100  |      |       |      |     |     |     |   |
|  |   |  | 07- |   |   | •    |                        | <b>15-1503</b> |    | 23 | 28 | 49   | 76   | 50   |       |      |     |     | 11  | 2 |
| 1.2 16v TCE (74 kW) Eng. D4F780              |  | 07-   |     |   | •   |      | <b>13-0347</b>         |                |    |    | 22 | 82   | 126  |      |       |      |     |     |     |   |
|  |   |  | 07- |   |   | •    |                        | <b>15-1502</b> |    | 23 | 29 | 49   | 79,7 | 50,2 |       |      |     |     | 11  | 2 |
| 1.5 DCi (47 kW) Eng. K9K740                  |  | 07-   |     |   | •   |      | <b>13-0347</b>         |                |    |    | 22 | 82   | 126  |      |       |      |     |     |     |   |
|  |   |  | 07- |   |   | •    |                        | <b>15-1502</b> |    | 23 | 29 | 49   | 79,7 | 50,2 |       |      |     |     | 11  | 2 |
| 1.6 RS (98 kW) Eng. K4M854                   |  | 07-   |     |   | •   |      | <b>13-0390</b>         |                |    |    | 24 | 80   | 116  |      |       |      |     |     |     |   |
|  |   |  | 07- |   |   | •    |                        | <b>15-1579</b> |    | 25 | 30 | 52,7 | 83,7 | 52,1 |       |      |     |     | 11  | 2 |














## RENAULT LCV, TRUCK

| <b>Clio Van II (SB0) '98-'05</b>    |   |  | L/R |  |  | NOTE                   | METELLI ref.           | ABS            | A  | B  | C  | D    | E   | F  | H  | I  | L   | M   | Fig |   |
|-------------------------------------|---|---|-----|---|---|------------------------|------------------------|----------------|----|----|----|------|-----|----|----|----|-----|-----|-----|---|
| 1.2 (SB0A) (43 kW) Eng. D7F720/ 722 |  | 98-10/02  | L   |   |   | +ABS, M/T, G.Box:JB1/3 | <b>17-0397</b>         | 26             | 21 |    |    | 86   |     | 30 | 85 |    | 626 | s7  |     |   |
|                                     |   | 98-10/02  | L   |   |   | -ABS, M/T, G.Box:JB1/3 | <b>17-0395</b>         |                | 21 |    |    | 86   |     | 30 | 85 |    | 623 | s7  |     |   |
|                                     |   | 98-10/02  | R   |   |   |                        | +ABS, G.Box:JB1/3      | <b>17-0398</b> | 26 | 21 |    |      | 86  | 79 |    | 85 |     | 718 | s20 |   |
|                                     |   | 98-10/02  | R   |   |   |                        | -ABS, G.Box:JB1/3      | <b>17-0396</b> |    | 21 |    |      | 86  | 79 |    | 85 |     | 718 | s20 |   |
| 1.5 DCi (48 kW) Eng. K9K700/ 704    |  | 01-   |     |   | •   | +ABS                   | <b>13-0260</b>         |                |    |    | 20 | 78   | 103 |    |    |    |     |     |     |   |
|                                     |   |  | 01- |   |   | •                      | +ABS                   | <b>15-1378</b> | 26 | 21 | 30 | 52,2 | 84  | 51 |    |    |     |     | 11  | 2 |
|                                     |  | 01-10/02  | L   |   |   |                        | +ABS, M/T, G.Box:JB1/3 | <b>17-0397</b> | 26 | 21 |    |      | 86  |    | 30 | 85 |     | 626 | s7  |   |
|                                     |   | 01-10/02  | L   |   |   |                        | -ABS, M/T, G.Box:JB1/3 | <b>17-0395</b> |    | 21 |    |      | 86  |    | 30 | 85 |     | 623 | s7  |   |
|                                     |   | 01-10/02  | R   |   |   |                        | +ABS, G.Box:JB1/3      | <b>17-0398</b> | 26 | 21 |    |      | 86  | 79 |    | 85 |     | 718 | s20 |   |
|                                     |   | 01-10/02  | R   |   |   |                        | -ABS, G.Box:JB1/3      | <b>17-0396</b> |    | 21 |    |      | 86  | 79 |    | 85 |     | 718 | s20 |   |


















| <b>Clio Van II (SB0) '98-'05</b>                         |   |  | L/R |  |  | NOTE                   | METELLI ref.           | ABS     | A  | B  | C    | D  | E    | F    | H     | I    | L   | M   | Fig |   |
|--|---|---|-----|---|--|------------------------|------------------------|---------|----|----|------|----|------|------|-------|------|-----|-----|-----|---|
| 1.5 DCi (59 kW) Eng. K9K                                 |    | 6/01-5/05   | L   |   |  | +ABS, M/T, G.Box:JB1/3 | 17-0397                | 26      | 21 |    |      | 86 |      | 30   | 85    |      | 626 | s7  |     |   |
|  |   | 6/01-5/05   | L   |   |  | -ABS, M/T, G.Box:JB1/3 | 17-0395                |         | 21 |    |      | 86 |      | 30   | 85    |      | 623 | s7  |     |   |
|  |   | 6/01-5/05   | R   |   |  | +ABS, G.Box:JB1/3      | 17-0398                | 26      | 21 |    |      | 86 | 79   |      | 85    |      | 718 | s20 |     |   |
|  |   | 6/01-5/05   | R   |   |  | -ABS, G.Box:JB1/3      | 17-0396                |         | 21 |    |      | 86 | 79   |      | 85    |      | 718 | s20 |     |   |
| 1.9 D (SB0E) (40-44-47 kW) Eng. F8Q606/ 630/ 662         |    | 98-   |     |   | •  | +ABS                   | 13-0260                |         |    |    | 20   | 78 | 103  |      |       |      |     |     |     |   |
|  |   | 98-   |     |   | •  | +ABS                   | 15-1378                | 26      | 21 | 30 | 52,2 | 84 | 51   |      |       |      |     | 11  | 2   |   |
|  |    | 98-   | L   |   |  |                        | +ABS, M/T, G.Box:JB1/3 | 17-0397 | 26 | 21 |      |    | 86   |      | 30    | 85   |     | 626 | s7  |   |
|  |   | 98-   | L   |   |  |                        | -ABS, M/T, G.Box:JB1/3 | 17-0395 |    | 21 |      |    | 86   |      | 30    | 85   |     | 623 | s7  |   |
|  |   | 98-   | R   |   |  |                        | +ABS, M/T, G.Box:JB1/3 | 17-0432 | 26 | 21 |      | 23 | 86,5 | 83,5 | 30    | 85   |     | 724 | s8  |   |
|  |   | 98-   | R   |   |  |                        | -ABS, M/T, G.Box:JB1/3 | 17-0169 |    | 21 |      | 23 | 86,5 | 83,5 | 30    | 85   |     | 724 | s8  |   |
| 1.9 DTi (59 kW) Eng. F9Q780                              |    | 00-01   | L   |   |  | +ABS, M/T, G.Box:JB1/3 | 17-0397                | 26      | 21 |    |      | 86 |      | 30   | 85    |      | 626 | s7  |     |   |
|  |   | 00-01   | L   |   |  | -ABS, M/T, G.Box:JB1/3 | 17-0395                |         | 21 |    |      | 86 |      | 30   | 85    |      | 623 | s7  |     |   |
|  |   | 00-01   | R   |   |  |                        | +ABS, G.Box:JB1/3      | 17-0398 | 26 | 21 |      |    | 86   | 79   |       | 85   |     | 718 | s20 |   |
|  |   | 00-01   | R   |   |  |                        | -ABS, G.Box:JB1/3      | 17-0396 |    | 21 |      |    | 86   | 79   |       | 85   |     | 718 | s20 |   |
| <b>Clio Van III '05-</b>                                 |   |  | L/R |  |  | NOTE                   | METELLI ref.           | ABS     | A  | B  | C    | D  | E    | F    | H     | I    | L   | M   | Fig |   |
| 1.5 DCi (50 kW) Eng. K9K768                              |    | 05-   |     |   | •  |                        | 13-0347                |         |    |    | 22   | 82 | 126  |      |       |      |     |     |     |   |
|  |   | 05-   |     |   | •  |                        |                        | 15-1502 |    | 23 | 29   | 49 | 79,7 | 50,2 |       |      |     |     | 11  | 2 |
| <b>Kangoo I (FC0) Van '98-'08</b>                        |   |  | L/R |  |  | NOTE                   | METELLI ref.           | ABS     | A  | B  | C    | D  | E    | F    | H     | I    | L   | M   | Fig |   |
| 1.2 (44 kW) Eng. D7F764                                  |    | 98-   |     |   | •  | +ABS                   | 13-0260                |         |    |    | 20   | 78 | 103  |      |       |      |     |     |     |   |
|  |   | 98-   |     |   | •  | +ABS                   | 15-1378                | 26      | 21 | 30 | 52,2 | 84 | 51   |      |       |      |     | 11  | 2   |   |
| 1.2 (FC01,0A,0F) (43 kW) Eng. D7F710/ 720/ 722/ 744/ 746 |  | 3/98-   |     |   | •  | +ABS                   | 13-0260                |         |    |    | 20   | 78 | 103  |      |       |      |     |     |     |   |
|  |   | 3/98-   |     |   | •  | +ABS                   | 15-1378                | 26      | 21 | 30 | 52,2 | 84 | 51   |      |       |      |     | 11  | 2   |   |
|  |  | 11/02-  | L   |   |  |                        | +ABS, G.Box:JB1/3      | 17-0786 | 44 | 21 |      |    | 84   |      | 29,94 | 85,3 |     | 630 | s7  |   |
|  |   | 11/02-  | R   |   |  |                        | +ABS, G.Box:JB1/3      | 17-0787 | 44 | 21 | 23   |    | 84   | 80   |       | 85,3 | 40  | 725 | s8  |   |
|  |   | 3/98-10/02  | L   |   |  |                        | +ABS, M/T, G.Box:JB1/3 | 17-0397 | 26 | 21 |      |    | 86   |      | 30    | 85   |     | 626 | s7  |   |
|  |   | 3/98-10/02  | L   |   |  |                        | -ABS, M/T, G.Box:JB1/3 | 17-0395 |    | 21 |      |    | 86   |      | 30    | 85   |     | 623 | s7  |   |
|  |   | 3/98-10/02  | R   |   |  |                        | +ABS, M/T, G.Box:JB1/3 | 17-0432 | 26 | 21 |      | 23 | 86,5 | 83,5 | 30    | 85   |     | 724 | s8  |   |
| 3/98-10/02   | R   |   |     |   | -ABS, G.Box:JB1/3  | 17-0396                |                        | 21      |    |    | 86   | 79 |      | 85   |       | 718  | s20 |     |     |   |





















# RENAULT LCV, TRUCK

| Kangoo I (FC0) Van '98-'08                                     |    | L/R   |  |  | NOTE                   | METELLI ref.           | ABS            | A  | B  | C  | D    | E    | F    | H     | I    | L    | M   | Fig |  |
|--|---|---|---|---|------------------------|------------------------|----------------|----|----|----|------|------|------|-------|------|------|-----|-----|--|
| 1.2 16v (FC05) (55 kW) Eng. D4F712/ 714                        |    | 01-10/02  | L   |   | +ABS, M/T, G.Box:BE1/3 | <b>17-0397</b>         | 26             | 21 |    |    | 86   |      | 30   | 85    |      | 626  | s7  |     |  |
|  |   | 01-10/02  | L   |   | -ABS, M/T, G.Box:BE1/3 | <b>17-0395</b>         |                | 21 |    |    | 86   |      | 30   | 85    |      | 623  | s7  |     |  |
|  |   | 01-10/02  | R   |   |                        | +ABS, G.Box:JB1/3      | <b>17-0398</b> | 26 | 21 |    |      | 86   | 79   |       | 85   |      | 718 | s20 |  |
|  |   | 01-10/02  | R   |   |                        | -ABS, G.Box:JB1/3      | <b>17-0396</b> |    | 21 |    |      | 86   | 79   |       | 85   |      | 718 | s20 |  |
|  |   | 11/02-  | L   |   |                        | +ABS, G.Box:JB1/3      | <b>17-0786</b> | 44 | 21 |    |      | 84   |      | 29,94 | 85,3 |      | 630 | s7  |  |
|  |   | 11/02-  | R   |   |                        | +ABS, G.Box:JB1/3      | <b>17-0787</b> | 44 | 21 | 23 |      | 84   | 80   |       | 85,3 | 40   | 725 | s8  |  |
| 1.4 (FC0C,0B,0H,0M) (55 kW) Eng. E7J634/ 635/ 780/ K7J700/ 701 |    | 3/98-   |   | ●   | +ABS                   | <b>13-0260</b>         |                |    |    | 20 | 78   | 103  |      |       |      |      |     |     |  |
|  |   |    | 3/98-   |   | ●                      | +ABS                   | <b>15-1378</b> | 26 | 21 | 30 | 52,2 | 84   | 51   |       |      |      | 11  | 2   |  |
|  |    | 3/98-   | L   |   |                        | +ABS, M/T, G.Box:JB1/3 | <b>17-0397</b> | 26 | 21 |    |      | 86   |      | 30    | 85   |      | 626 | s7  |  |
|  |   | 3/98-   | L   |   |                        | -ABS, M/T, G.Box:JB1/3 | <b>17-0395</b> |    | 21 |    |      | 86   |      | 30    | 85   |      | 623 | s7  |  |
|  |   | 3/98-   | R   |   |                        | +ABS, M/T, G.Box:JB1/3 | <b>17-0432</b> | 26 | 21 |    | 23   | 86,5 | 83,5 | 30    | 85   |      | 724 | s8  |  |
|  |   | 3/98-   | R   |   |                        | -ABS, M/T, G.Box:JB1/3 | <b>17-0169</b> |    | 21 |    | 23   | 86,5 | 83,5 | 30    | 85   |      | 724 | s8  |  |
| 1.5 DCi (42 kW) Eng. K9K710                                    |    | 12/05-4/06  |   | ●   | +ABS                   | <b>13-0445</b>         |                |    |    | 20 | 78   | 103  |      |       |      |      |     |     |  |
|  |   |    | 12/05-4/06  |   | ●                      | +ABS                   | <b>15-1670</b> | 44 | 21 | 30 | 52,4 | 84,9 | 51,4 |       |      |      | 11  | 2   |  |
| 1.5 DCi (50 kW) Eng. K9K714                                    |    | 05-   |   | ●   |                        | <b>13-0372</b>         |                |    |    | 22 | 76   | 113  |      |       |      |      |     |     |  |
|  |   |    | 05-   |   | ●                      |                        | <b>15-1542</b> | 44 | 23 | 30 | 57,3 | 85   | 50,8 |       |      |      | 11  | 2   |  |
|  |    | 05-   | L   |   |                        | +ABS, M/T              | <b>17-1038</b> | 44 | 23 |    | 26   | 84   | -    | -     | -    | 64   | 606 |     |  |
|  |   | 05-   | R   |   |                        | +ABS, M/T              | <b>17-1039</b> | 44 | 23 |    | 26   | 84   | -    | -     | -    | 326  | 866 |     |  |
| 1.5 DCi (60 kW) Eng. K9K702/ 710/ 722                          |    | 12/05-4/06  |   | ●   | +ABS                   | <b>13-0445</b>         |                |    |    | 20 | 78   | 103  |      |       |      |      |     |     |  |
|  |   |    | 12/05-4/06  |   | ●                      | +ABS                   | <b>15-1670</b> | 44 | 21 | 30 | 52,4 | 84,9 | 51,4 |       |      |      | 11  | 2   |  |
|  |   | 03-07   | L   |   |                        | +ABS, M/T, G.Box:JB1   | <b>17-0865</b> | 44 | 23 |    |      | 83,6 |      | 30    | 86   |      | 630 | s7  |  |
|  |   | 03-07   | R   |   |                        | +ABS, M/T, G.Box:JB1   | <b>17-0866</b> | 44 | 23 | 23 |      | 83,6 | 78,5 |       | 86   | 40,2 | 721 | s8  |  |
| 1.5 DCi (62 kW) Eng. K9K718                                    |  | 05-07   |   | ●   | +ABS                   | <b>13-0446</b>         |                |    |    | 22 | 82   | 126  |      |       |      |      |     |     |  |
|  |   |  | 05-07   |   | ●                      | +ABS                   | <b>15-1671</b> | 44 | 23 | 32 | 57,5 | 87,4 | 52   |       |      |      | 11  | 2   |  |
|  |  | 05-   | L   |   |                        | +ABS, M/T              | <b>17-1038</b> | 44 | 23 |    | 26   | 84   | -    | -     | -    | 64   | 606 |     |  |
|  |   | 05-   | R   |   |                        | +ABS, M/T              | <b>17-1039</b> | 44 | 23 |    | 26   | 84   | -    | -     | -    | 326  | 866 |     |  |





























| Kangoo I (FC0) Van '98-'08                                    |   |  | L/R |  |  | NOTE                                  | METELLI ref.                          | ABS     | A  | B  | C    | D    | E    | F     | H     | I    | L   | M   | Fig |     |  |
|---|---|---|-----|---|--|---------------------------------------|---------------------------------------|---------|----|----|------|------|------|-------|-------|------|-----|-----|-----|-----|--|
| 1.5 DCi (FC07) (48 kW) Eng. K9K700/ 704                       |    | 01-   |     | ●   |  | +ABS                                  | 13-0372                               |         |    |    | 22   | 76   | 113  |       |       |      |     |     |     |     |  |
|   |   | 12/05-4/06  |     | ●   |  | +ABS                                  | 13-0445                               |         |    |    | 20   | 78   | 103  |       |       |      |     |     |     |     |  |
|   |    | 01-   |     | ●   |  | +ABS                                  | 15-1542                               | 44      | 23 | 30 | 57,3 | 85   | 50,8 |       |       |      |     |     | 11  | 2   |  |
|   |   | 12/05-4/06  |     | ●   |  | +ABS                                  | 15-1670                               | 44      | 21 | 30 | 52,4 | 84,9 | 51,4 |       |       |      |     |     | 11  | 2   |  |
|   |    | 01-10/02  | L   |   |  |                                       | +ABS, M/T, G.Box:BE1                  | 17-0397 | 26 | 21 |      |      | 86   |       | 30    | 85   |     |     | 626 | s7  |  |
|   |   | 01-10/02  | L   |   |  |                                       | -ABS, M/T, G.Box:BE1                  | 17-0395 |    | 21 |      |      | 86   |       | 30    | 85   |     |     | 623 | s7  |  |
|   |   | 01-10/02  | R   |   |  |                                       | +ABS, G.Box:JB1                       | 17-0398 | 26 | 21 |      |      | 86   | 79    |       | 85   |     |     | 718 | s20 |  |
|   |   | 01-10/02  | R   |   |  |                                       | -ABS, G.Box:JB1                       | 17-0396 |    | 21 |      |      | 86   | 79    |       | 85   |     |     | 718 | s20 |  |
| 11/02-  |   | L   |     |   |  | +ABS, G.Box:JB1/3                     | 17-0786                               | 44      | 21 |    |      | 84   |      | 29,94 | 85,3  |      |     | 630 | s7  |     |  |
| 11/02-  |   | R   |     |   |  | +ABS, G.Box:JB1/3                     | 17-0787                               | 44      | 21 | 23 |      | 84   | 80   |       | 85,3  | 40   |     | 725 | s8  |     |  |
| 1.6 16v, 4WD (FC0L, FC0P, FC0S) (70 kW) Eng. K4M750/ 752/ 753 |    | 01-08   | L   |   |  | +ABS, FWD, M/T, G.Box:JB1/3, Only 4WD | 17-0918                               | 44      | 23 |    |      | 82,3 |      | 30    | 84,8  |      |     | 639 | s7  |     |  |
|   |   | 01-08   | R   |   |  | +ABS, FWD, M/T, G.Box:JB1/3, Only 4WD | 17-0919                               | 44      | 23 | 23 |      | 82,3 | 69,9 |       | 84,8  | 35,5 |     | 740 | s8  |     |  |
|   |    | 01-10/02  | L   |   |  |                                       | +ABS, FWD, M/T, G.Box:BE1/3, Exc. 4WD | 17-0397 | 26 | 21 |      |      | 86   |       | 30    | 85   |     |     | 626 | s7  |  |
|   |   | 01-10/02  | L   |   |  |                                       | -ABS, FWD, M/T, G.Box:BE1/3, Exc. 4WD | 17-0395 |    | 21 |      |      | 86   |       | 30    | 85   |     |     | 623 | s7  |  |
|   |   | 01-10/02  | R   |   |  |                                       | +ABS, FWD, G.Box:JB1/3, Exc. 4WD      | 17-0398 | 26 | 21 |      |      | 86   | 79    |       | 85   |     |     | 718 | s20 |  |
|   |   | 01-10/02  | R   |   |  |                                       | -ABS, FWD, G.Box:JB1/3, Exc. 4WD      | 17-0396 |    | 21 |      |      | 86   | 79    |       | 85   |     |     | 718 | s20 |  |
|   |   | 11/02-  | L   |   |  |                                       | +ABS, G.Box:JB1/3, Exc. 4WD           | 17-0786 | 44 | 21 |      |      | 84   |       | 29,94 | 85,3 |     |     | 630 | s7  |  |
|   |   | 11/02-  | R   |   |  |                                       | +ABS, G.Box:JB1/3, Exc. 4WD           | 17-0787 | 44 | 21 | 23   |      | 84   | 80    |       | 85,3 | 40  |     | 725 | s8  |  |
| 1.9 D (FC0E,02,0J,0N) (47 kW) Eng. F8Q630/ 632                |    | 3/98-   |     | ●   |  | +ABS                                  | 13-0260                               |         |    |    | 20   | 78   | 103  |       |       |      |     |     |     |     |  |
|   |   | 3/98-   |     | ●   |  | +ABS                                  | 15-1378                               | 26      | 21 | 30 | 52,2 | 84   | 51   |       |       |      |     |     | 11  | 2   |  |
|   |  | 3/98-   | L   |   |  |                                       | +ABS, M/T, G.Box:JB1                  | 17-0397 | 26 | 21 |      |      | 86   |       | 30    | 85   |     |     | 626 | s7  |  |
|   |   | 3/98-   | L   |   |  |                                       | -ABS, M/T, G.Box:JB1                  | 17-0395 |    | 21 |      |      | 86   |       | 30    | 85   |     |     | 623 | s7  |  |
|   |   | 3/98-   | R   |   |  |                                       | +ABS, M/T, G.Box:JB1                  | 17-0432 | 26 | 21 |      | 23   | 86,5 | 83,5  | 30    | 85   |     |     | 724 | s8  |  |
|   |   | 3/98-   | R   |   |  |                                       | -ABS, M/T, G.Box:JB1                  | 17-0169 |    | 21 |      | 23   | 86,5 | 83,5  | 30    | 85   |     |     | 724 | s8  |  |
| 1.9 D 55 (FC0D) (40 kW) Eng. F8Q606/ 630/ 662                 |  | 3/98-99   |     | ●   |  | +ABS                                  | 13-0260                               |         |    |    | 20   | 78   | 103  |       |       |      |     |     |     |     |  |
|   |   | 3/98-99   |     | ●   |  | +ABS                                  | 15-1378                               | 26      | 21 | 30 | 52,2 | 84   | 51   |       |       |      |     |     | 11  | 2   |  |
|   |  | 3/98-   | L   |   |  |                                       | +ABS, M/T, G.Box:JB1                  | 17-0397 | 26 | 21 |      |      | 86   |       | 30    | 85   |     |     | 626 | s7  |  |
|   |   | 3/98-   | L   |   |  |                                       | -ABS, M/T, G.Box:JB1                  | 17-0395 |    | 21 |      |      | 86   |       | 30    | 85   |     |     | 623 | s7  |  |
|   |   | 3/98-   | R   |   |  |                                       | +ABS, M/T, G.Box:JB1                  | 17-0432 | 26 | 21 |      | 23   | 86,5 | 83,5  | 30    | 85   |     |     | 724 | s8  |  |
| 3/98-   | R   |   |     |   | -ABS, M/T, G.Box:JB1   | 17-0169                               |                                       | 21      |    | 23 | 86,5 | 83,5 | 30   | 85    |       |      | 724 | s8  |     |     |  |
| 1.9 DCi 4WD (FC0V) (59 kW) Eng. F9Q782/ 790                   |  | 01-08   | L   |   |  | +ABS, FWD, M/T, G.Box:JB1/3, Only 4WD | 17-0918                               | 44      | 23 |    |      | 82,3 |      | 30    | 84,8  |      |     | 639 | s7  |     |  |
|   |   | 01-08   | R   |   |  | +ABS, FWD, M/T, G.Box:JB1/3, Only 4WD | 17-0919                               | 44      | 23 | 23 |      | 82,3 | 69,9 |       | 84,8  | 35,5 |     | 740 | s8  |     |  |

# RENAULT LCV, TRUCK



























| <b>Kangoo I (FC0) Van '98-'08</b>                            |   |  | L/R |  |  | NOTE                         | METELLI ref.         | ABS            | A  | B  | C    | D    | E     | F     | H    | I  | L   | M    | Fig |  |
|--|---|---|-----|---|---|------------------------------|----------------------|----------------|----|----|------|------|-------|-------|------|----|-----|------|-----|--|
| 1.9 DTi (FC0U) (59 kW) Eng. F9Q780                           |    | 11/02-  | L   |   |   | +ABS, G.Box:JB1/3            | <b>17-0786</b>       | 44             | 21 |    |      | 84   |       | 29,94 | 85,3 |    | 630 | s7   |     |  |
|  |   | 11/02-  | R   |   |   | +ABS, G.Box:JB1/3            | <b>17-0787</b>       | 44             | 21 | 23 |      | 84   | 80    |       | 85,3 | 40 | 725 | s8   |     |  |
|  |   | 2/00-10/02  | L   |   |   | +ABS, M/T, G.Box:BE1/3       | <b>17-0397</b>       | 26             | 21 |    |      | 86   |       | 30    | 85   |    | 626 | s7   |     |  |
|  |   | 2/00-10/02  | L   |   |   | -ABS, M/T, G.Box:BE1/3       | <b>17-0395</b>       |                | 21 |    |      | 86   |       | 30    | 85   |    | 623 | s7   |     |  |
|  |   | 2/00-10/02  | R   |   |   | +ABS, G.Box:JB1/3            | <b>17-0398</b>       | 26             | 21 |    |      | 86   | 79    |       | 85   |    | 718 | s20  |     |  |
|  |   | 2/00-10/02  | R   |   |   | -ABS, G.Box:JB1/3            | <b>17-0396</b>       |                | 21 |    |      | 86   | 79    |       | 85   |    | 718 | s20  |     |  |
| <b>Master I '80-'98</b>                                      |   |  | L/R |  |  | NOTE                         | METELLI ref.         | ABS            | A  | B  | C    | D    | E     | F     | H    | I  | L   | M    | Fig |  |
| 2.0 28-35 (58-60 kW) Eng. J5R718/ 728                        |    | 86-98   | L/R |   |   | M/T, 5Sp, G.Box:RNUR         | <b>17-0111</b>       |                | 32 |    | 27   | 65   | 89,5  | 34    | 111  |    | 827 | s8   |     |  |
| 2.0 28-35 (59-63-76-80-81 kW) Eng. 829731/ 730               |    | 80-86   | L/R |   |   | M/T, 5Sp, G.Box:RNUR         | <b>17-0111</b>       |                | 32 |    | 27   | 65   | 89,5  | 34    | 111  |    | 827 | s8   |     |  |
| 2.1 D 28-35 (44-48-53-66 kW) Eng. J8S330                     |    | 80-98   | L/R |   |   | M/T, 5Sp, G.Box:RNUR         | <b>17-0111</b>       |                | 32 |    | 27   | 65   | 89,5  | 34    | 111  |    | 827 | s8   |     |  |
| 2.4 D 28-35 (52-55-59 kW)<br>Eng. Sofim-8140.61.2300/ S8U731 |    | 80-89   | L/R |   |   | M/T, 5Sp, G.Box:RNUR         | <b>17-0111</b>       |                | 32 |    | 27   | 65   | 89,5  | 34    | 111  |    | 827 | s8   |     |  |
| <b>Master II '98-'03</b>                                     |   |  | L/R |  |  | NOTE                         | METELLI ref.         | ABS            | A  | B  | C    | D    | E     | F     | H    | I  | L   | M    | Fig |  |
| 1.9 DCi 80 (60 kW) Eng. F9Q772                               |    | 01-03   |     |   | •   | +ABS, Ch B000462-            | <b>13-0313</b>       |                |    |    | 26   | 86   | 138   |       |      |    |     |      |     |  |
|  |   | 01-03   |     |   | •   | +ABS, Ch B000462-            | <b>15-1453</b>       | 51             | 28 | 36 | 64,5 | 96,5 | 58    |       |      |    |     | 11   | 2   |  |
|  |   | 01-03   | L   |   |   |                              | +ABS, M/T, G.Box:PF1 | <b>17-0869</b> | 51 | 28 |      |      | 101,5 |       | 37   | 96 |     | 644  | s7  |  |
|  |   | 01-03   | L   |   |   |                              | -ABS, M/T, G.Box:PF1 | <b>17-0867</b> |    | 28 |      |      | 101,5 |       | 37   | 96 |     | 644  | s7  |  |
|  |   | 01-03   | R   |   |   |                              | +ABS, M/T, G.Box:PF1 | <b>17-0870</b> | 51 | 28 | 39   |      | 101,5 | 81,1  |      | 96 | 390 | 1154 | s4  |  |
|  |   | 01-03   | R   |   |   |                              | -ABS, M/T, G.Box:PF1 | <b>17-0868</b> |    | 28 | 39   |      | 101,5 | 81,1  |      | 96 | 390 | 1154 | s4  |  |
| 1.9 DTi (59 kW) Eng. F9Q770                                  |   | 00-03   |     |   | •   | +ABS, Ch B000462-, G.Box:PF1 | <b>13-0313</b>       |                |    |    | 26   | 86   | 138   |       |      |    |     |      |     |  |
|  |   | 00-03   |     |   | •   | +ABS, Ch B000462-, G.Box:PF1 | <b>15-1453</b>       | 51             | 28 | 36 | 64,5 | 96,5 | 58    |       |      |    |     | 11   | 2   |  |
|  |   | 00-03   | L   |   |   |                              | +ABS, M/T, G.Box:PF1 | <b>17-0869</b> | 51 | 28 |      |      | 101,5 |       | 37   | 96 |     | 644  | s7  |  |
|  |   | 00-03   | L   |   |   |                              | -ABS, M/T, G.Box:PF1 | <b>17-0867</b> |    | 28 |      |      | 101,5 |       | 37   | 96 |     | 644  | s7  |  |
|  |   | 00-03   | R   |   |   |                              | +ABS, M/T, G.Box:PF1 | <b>17-0870</b> | 51 | 28 | 39   |      | 101,5 | 81,1  |      | 96 | 390 | 1154 | s4  |  |
|  |   | 00-03   | R   |   |   |                              | -ABS, M/T, G.Box:PF1 | <b>17-0868</b> |    | 28 | 39   |      | 101,5 | 81,1  |      | 96 | 390 | 1154 | s4  |  |
| 2.2 DCi 90 (66 kW) Eng. G9T722                               |  | 00-   |     |   | •   | +ABS, Ch B000462-, G.Box:PF1 | <b>13-0313</b>       |                |    |    | 26   | 86   | 138   |       |      |    |     |      |     |  |
|  |   | 00-   |     |   | •   | +ABS, Ch B000462-, G.Box:PF1 | <b>15-1453</b>       | 51             | 28 | 36 | 64,5 | 96,5 | 58    |       |      |    |     | 11   | 2   |  |
|  |   | 00-   | L   |   |   |                              | +ABS, M/T, G.Box:PF1 | <b>17-0411</b> | 51 | 28 |      |      | 101,5 |       |      | 96 |     | 670  | s7  |  |
|  |   | 00-   | L   |   |   |                              | -ABS, M/T, G.Box:PF1 | <b>17-0409</b> |    | 28 |      |      | 101,5 |       |      | 96 |     | 670  | s7  |  |
|  |   | 00-   | R   |   |   |                              | +ABS, M/T, G.Box:PF1 | <b>17-1028</b> | 51 | 28 |      | 39   | 101,5 | -     | -    | 96 | 421 | 1126 |     |  |
|  |   | 00-   | R   |   |   |                              | -ABS, M/T, G.Box:PF1 | <b>17-1027</b> |    | 28 |      | 39   | 101,5 | -     | -    | 96 | 421 | 1126 |     |  |

| <b>Master II '98-'03</b>             |   |    | L/R |    |    | NOTE                                    | METELLI ref.                            | ABS            | A  | B  | C    | D    | E     | F    | H  | I  | L     | M    | Fig |   |  |
|--------------------------------------|---|---|-----|---|--|---|---|----------------|----|----|------|------|-------|------|----|----|-------|------|-----|---|--|
| 2.5 D (59 kW) Eng. S8U770            |    | 98-01   |     | ●   |  | +ABS                                    | <b>13-0255</b>                          |                |    |    | 26   | 86   | 138   |      |    |    |       |      |     |   |  |
|                                      |    | 98-01   |     | ●   |  | +ABS                                    | <b>15-1371</b>                          | 51             | 28 | 27 | 67   | 98   | 57,6  |      |    |    |       | 4    | 2   |   |  |
|                                      |    | 98-01   | L   |   |  |   | +ABS                                    | <b>17-0407</b> | 51 | 28 |      |      | 98    |      | 37 | 93 |       | 670  | s7  |   |  |
|                                      |   | 98-01   | L   |   |  |   | -ABS                                    | <b>17-0405</b> |    | 28 |      |      | 98    |      | 37 | 93 |       | 670  | s7  |   |  |
|                                      |   | 98-01   | R   |   |  |   | +ABS                                    | <b>17-0408</b> | 51 | 28 |      | 39   | 98    | 81,5 | 34 | 93 | 435   | 1120 | s4  |   |  |
|                                      |   | 98-01   | R   |   |  |   | -ABS                                    | <b>17-0406</b> |    | 28 |      | 39   | 98    | 81,1 | 34 | 93 | 436   | 1120 | s4  |   |  |
| 2.5 DCi 120 (84 kW) Eng. G9U720/ 754 |    | 01-   |     | ●   |  | +ABS, Ch B000462-, G.Box:PK5            | <b>13-0313</b>                          |                |    |    | 26   | 86   | 138   |      |    |    |       |      |     |   |  |
|                                      |    | 01-   |     | ●   |  | +ABS, Ch B000462-, G.Box:PK5            | <b>15-1453</b>                          | 51             | 28 | 36 | 64,5 | 96,5 | 58    |      |    |    |       | 11   | 2   |   |  |
|                                      |    | 01-03   | L   |   |  |   | +ABS, M/T, G.Box:PK5                    | <b>17-0861</b> | 51 | 28 |      |      | 101,5 |      | 37 | 96 |       | 664  | s10 |   |  |
|                                      |   | 01-03   | R   |   |  |   | +ABS, M/T, G.Box:PK5                    | <b>17-0862</b> | 51 | 28 | 39   |      | 101,5 | 84   | 34 | 96 | 431,8 | 1142 | s4  |   |  |
| 2.8 DTi (84 kW) Eng. S9W702          |    | 3/00-   |     | ●   |  | +ABS, Ch B000462-                       | <b>13-0313</b>                          |                |    |    | 26   | 86   | 138   |      |    |    |       |      |     |   |  |
|                                      |   | 7/98-3/00   |     | ●   |  | +ABS                                    | <b>13-0255</b>                          |                |    |    | 26   | 86   | 138   |      |    |    |       |      |     |   |  |
|                                      |    | 3/00-   |     |   | ●  |   | +ABS, Ch B000462-                       | <b>15-1453</b> | 51 | 28 | 36   | 64,5 | 96,5  | 58   |    |    |       |      | 11  | 2 |  |
|                                      |   | 7/98-3/00   |     |   | ●  |   | +ABS                                    | <b>15-1371</b> | 51 | 28 | 27   | 67   | 98    | 57,6 |    |    |       |      | 4   | 2 |  |
|                                      |    | 3/00-   | L   |   |  |   | +ABS                                    | <b>17-0411</b> | 51 | 28 |      |      | 101,5 |      |    | 96 |       | 670  | s7  |   |  |
|                                      |   | 3/00-   | L   |   |  |   | -ABS                                    | <b>17-0409</b> |    | 28 |      |      | 101,5 |      |    | 96 |       | 670  | s7  |   |  |
|                                      |   | 3/00-   | R   |   |  |   | +ABS                                    | <b>17-0412</b> | 51 | 28 |      |      | 101,5 |      |    | 96 |       | 1127 | s4  |   |  |
|                                      |   | 3/00-   | R   |   |  |   | -ABS                                    | <b>17-0410</b> |    | 28 |      |      | 101,5 |      |    | 96 |       | 1127 | s4  |   |  |
|                                      |   | 7/98-3/00   | L   |   |  |   | +ABS                                    | <b>17-0407</b> | 51 | 28 |      |      | 98    |      | 37 | 93 |       | 670  | s7  |   |  |
|                                      |   | 7/98-3/00   | L   |   |  |   | -ABS                                    | <b>17-0405</b> |    | 28 |      |      | 98    |      | 37 | 93 |       | 670  | s7  |   |  |
|                                      |   | 7/98-3/00   | R   |   |  |   | +ABS                                    | <b>17-0408</b> | 51 | 28 |      | 39   | 98    | 81,5 | 34 | 93 | 435   | 1120 | s4  |   |  |
|                                      |   | 7/98-3/00   | R   |   |  |   | -ABS                                    | <b>17-0406</b> |    | 28 |      | 39   | 98    | 81,1 | 34 | 93 | 436   | 1120 | s4  |   |  |
| <b>Master III '03-'10</b>            |   |  | L/R |  |  | NOTE                                    | METELLI ref.                            | ABS            | A  | B  | C    | D    | E     | F    | H  | I  | L     | M    | Fig |   |  |
| 2.5 DCi (107 kW) Eng. G9U630         |  | 06-10   |     | ●   |  | +ABS, Ch -B000461, Self-locking nut     | <b>13-0484</b>                          |                |    |    | 26   | 86   | 138   |      |    |    |       |      |     |   |  |
|                                      |   | 06-10   |     | ●   |  | +ABS, Ch B000462-, Not Self-locking nut | <b>13-0486</b>                          |                |    |    | 26   | 86   | 138   |      |    |    |       |      |     |   |  |
|                                      |  | 06-10   |     |   | ●  |   | +ABS, Ch -B000461, Self-locking nut     | <b>15-1712</b> | 51 | 28 | 36   | 64,5 | 101,9 | 57,1 |    |    |       |      | 11  | 2 |  |
|                                      |   | 06-10   |     |   | ●  |   | +ABS, Ch B000462-, Not Self-locking nut | <b>15-1714</b> | 51 | 28 | 36   | 64,5 | 101,9 | 57,1 |    |    |       |      | 11  | 2 |  |
|                                      |  | 06-   | L   |   |  |   | +ABS, M/T, G.Box:PF6                    | <b>17-1037</b> | 51 | 28 |      | 39   | 101,5 | -    | -  | 96 | 74    | 701  |     |   |  |
|                                      |   | 8/06-   | R   |   |  |   | +ABS, M/T, G.Box:PF6                    | <b>17-1067</b> | 51 | 28 |      | 39   | 101,5 | -    | -  | 96 | 428   | 1116 |     |   |  |
| 2.5 DCi (74 kW) Eng. G9U650          |  | 00-10   |     | ●   |  | +ABS, Ch -B000461                       | <b>13-0485</b>                          |                |    |    | 26   | 86   | 138   |      |    |    |       |      |     |   |  |
|                                      |  | 00-10   |     | ●   |  | +ABS, Ch -B000461                       | <b>15-1713</b>                          | 51             | 28 | 36 | 64,5 | 96,5 | 58    |      |    |    |       | 11   | 2   |   |  |

# RENAULT LCV, TRUCK






































| <b>Master III '03-'10</b>   |   |    | L/R |    |    | NOTE                                    | METELLI ref.                            | ABS            | A  | B  | C    | D     | E     | F    | H  | I   | L     | M    | Fig |   |
|---|---|---|-----|---|--|---|---|----------------|----|----|------|-------|-------|------|----|-----|-------|------|-----|---|
| 2.5 DCi (84 kW) Eng. G9U750   |    | 00-10   |     | ●   |  | +ABS, Ch -B000461                       | <b>13-0485</b>                          |                |    |    | 26   | 86    | 138   |      |    |     |       |      |     |   |
|   |    | 00-10   |     | ●   |  | +ABS, Ch -B000461                       | <b>15-1713</b>                          | 51             | 28 | 36 | 64,5 | 96,5  | 58    |      |    |     |       | 11   | 2   |   |
|   |    | 04-10   | L   |   |  |   | +ABS, M/T, G.Box:PK5                    | <b>17-0861</b> | 51 | 28 |      |       | 101,5 |      | 37 | 96  |       | 664  | s10 |   |
|   |   | 04-10   | R   |   |  |   | +ABS, M/T, G.Box:PK5                    | <b>17-0862</b> | 51 | 28 | 39   |       | 101,5 | 84   | 34 | 96  | 431,8 | 1142 | s4  |   |
| 2.5 DCi (88 kW) Eng. G9U632   |    | 06-   |     | ●   |  | +ABS, Ch B000462-, G.Box:PF6            | <b>13-0313</b>                          |                |    |    | 26   | 86    | 138   |      |    |     |       |      |     |   |
|   |   | 06-10   |     | ●   |  | +ABS, Ch -B000461, Self-locking nut     | <b>13-0484</b>                          |                |    |    | 26   | 86    | 138   |      |    |     |       |      |     |   |
|   |   | 06-10   |     | ●   |  | +ABS, Ch B000462-, Not Self-locking nut | <b>13-0486</b>                          |                |    |    | 26   | 86    | 138   |      |    |     |       |      |     |   |
|   |    | 06-   |     | ●   |  |   | +ABS, Ch B000462-, G.Box:PF6            | <b>15-1453</b> | 51 | 28 | 36   | 64,5  | 96,5  | 58   |    |     |       |      | 11  | 2 |
|   |   | 06-10   |     | ●   |  |   | +ABS, Ch -B000461, Self-locking nut     | <b>15-1712</b> | 51 | 28 | 36   | 64,5  | 101,9 | 57,1 |    |     |       |      | 11  | 2 |
|   |   | 06-10   |     | ●   |  |   | +ABS, Ch B000462-, Not Self-locking nut | <b>15-1714</b> | 51 | 28 | 36   | 64,5  | 101,9 | 57,1 |    |     |       |      | 11  | 2 |
|  | 06-   | L   |     |   |  | +ABS, M/T, G.Box:PF6                    | <b>17-1037</b>                          | 51             | 28 |    | 39   | 101,5 | -     | -    | 96 | 74  | 701   |      |     |   |
|   | 8/06-   | R   |     |   |  | +ABS, M/T, G.Box:PF6                    | <b>17-1067</b>                          | 51             | 28 |    | 39   | 101,5 | -     | -    | 96 | 428 | 1116  |      |     |   |
| 2.5 DCi 100 (73 kW) Eng. G9U754   |    | 00-10   |     | ●   |  | +ABS, Ch -B000461                       | <b>13-0485</b>                          |                |    |    | 26   | 86    | 138   |      |    |     |       |      |     |   |
|   |   | 03-10   |     | ●   |  | +ABS, Ch B000462-                       | <b>13-0313</b>                          |                |    |    | 26   | 86    | 138   |      |    |     |       |      |     |   |
|   |    | 00-10   |     | ●   |  |   | +ABS, Ch -B000461                       | <b>15-1713</b> | 51 | 28 | 36   | 64,5  | 96,5  | 58   |    |     |       |      | 11  | 2 |
|   |   | 03-10   |     | ●   |  |   | +ABS, Ch B000462-                       | <b>15-1453</b> | 51 | 28 | 36   | 64,5  | 96,5  | 58   |    |     |       |      | 11  | 2 |
|   |    | 03-10   | L   |   |  |   | +ABS, M/T, G.Box:PK5                    | <b>17-0861</b> | 51 | 28 |      |       | 101,5 |      | 37 | 96  |       | 664  | s10 |   |
|   |   | 03-10   | R   |   |  |   | +ABS, M/T, G.Box:PK5                    | <b>17-0862</b> | 51 | 28 | 39   |       | 101,5 | 84   | 34 | 96  | 431,8 | 1142 | s4  |   |
| 3.0 DCi 140 (100 kW) Eng. ZD3200/ 202   |    | 03-   |     | ●   |  | +ABS, Ch B000462-, G.Box:PF6            | <b>13-0313</b>                          |                |    |    | 26   | 86    | 138   |      |    |     |       |      |     |   |
|   |   | 03-   |     | ●   |  | +ABS, Ch B000462-, G.Box:PF6            | <b>15-1453</b>                          | 51             | 28 | 36 | 64,5 | 96,5  | 58    |      |    |     |       | 11   | 2   |   |
|   |   | 10/03-  | L   |   |  |   | +ABS, M/T, G.Box:PF6                    | <b>17-1029</b> | 51 | 28 |      | 39    | 101,5 | 88   | 38 | 96  | 74    | 685  |     |   |
|   |   | 10/03-  | R   |   |  |   | +ABS, M/T, G.Box:PF6                    | <b>17-1030</b> | 51 | 28 |      | 39    | 101,5 | 88   | 38 | 96  | 549   | 1126 |     |   |
| <b>Megane II Van '02-'07</b>  |   |  | L/R |  |  | NOTE                                    | METELLI ref.                            | ABS            | A  | B  | C    | D     | E     | F    | H  | I   | L     | M    | Fig |   |
| 1.5 DCi (63 kW) Eng. K9K724   |  | 05-   |     | ●   |  |   | <b>13-0346</b>                          |                |    |    | 20   | 68    | 100   |      |    |     |       |      |     |   |
|   |  | 05-   |     | ●   |  |   | <b>15-1501</b>                          |                | 23 | 30 | 49   | 83,6  | 50    |      |    |     |       | 11   | 2   |   |
| 1.5 DCi (78 kW) Eng. K9K764   |  | 05-   |     | ●   |  |   | <b>13-0346</b>                          |                |    |    | 20   | 68    | 100   |      |    |     |       |      |     |   |
|   |  | 05-   |     | ●   |  |   | <b>15-1501</b>                          |                | 23 | 30 | 49   | 83,6  | 50    |      |    |     |       | 11   | 2   |   |
| <b>Modus Van '04-</b>   |   |  | L/R |  |  | NOTE                                    | METELLI ref.                            | ABS            | A  | B  | C    | D     | E     | F    | H  | I   | L     | M    | Fig |   |
| 1.2 16v (55 kW) Eng. D4F740   |  | 04-   |     | ●   |  | +/-ABS                                  | <b>13-0348</b>                          |                |    |    | 20   | 68    | 100   |      |    |     |       |      |     |   |
|   |  | 04-   |     | ●   |  | +/-ABS                                  | <b>15-1503</b>                          |                | 23 | 28 | 49   | 76    | 50    |      |    |     |       | 11   | 2   |   |
| 1.5 DCi (50 kW) Eng. K9K752   |  | 04-   |     | ●   |  | +/-ABS                                  | <b>13-0347</b>                          |                |    |    | 22   | 82    | 126   |      |    |     |       |      |     |   |
|   |  | 04-   |     | ●   |  | +/-ABS                                  | <b>15-1502</b>                          |                | 23 | 29 | 49   | 79,7  | 50,2  |      |    |     |       | 11   | 2   |   |




































| <b>Modus Van '04-</b>                                     |   |    | L/R |    |    | NOTE                       | METELLI ref. | ABS | A  | B  | C     | D    | E    | F  | H   | I | L | M   | Fig |   |
|---|---|---|-----|---|--|----------------------------|--------------|-----|----|----|-------|------|------|----|-----|---|---|-----|-----|---|
| 1.5 DCi (63 kW) Eng. K9K750                               |    | 04-   |     | •   |  | +/-ABS                     | 13-0347      |     |    |    | 22    | 82   | 126  |    |     |   |   |     |     |   |
|   |    | 04-   |     | •   |  | +/-ABS                     | 15-1502      |     | 23 | 29 | 49    | 79,7 | 50,2 |    |     |   |   |     | 11  | 2 |
| <b>Rapid/Express (F40, G40) Van '85-'98</b>               |   |    | L/R |    |    | NOTE                       | METELLI ref. | ABS | A  | B  | C     | D    | E    | F  | H   | I | L | M   | Fig |   |
| 1.1 (F401) (34 kW) Eng. C1E750/ 752/ 760/ 762/ 792        |    | 85-   | L   |   |  | G.Box:JB0/1                | 17-0038      |     | 21 |    |       | 76,5 |      | 30 | 84  |   |   | 600 | s7  |   |
|   |   | 85-   | L   |   |  | G.Box:JB4/5                | 17-0036      |     | 21 |    |       | 76,5 |      | 30 | 84  |   |   | 610 | s7  |   |
|   |   | 85-   | R   |   |  | G.Box:JB0/1                | 17-0039      |     | 21 |    | 23    | 76,5 | 81,5 | 30 | 84  |   |   | 692 | s8  |   |
|   |   | 85-   | R   |   |  | G.Box:JB4/5                | 17-0037      |     | 21 |    | 23    | 76,5 | 72,5 | 30 | 84  |   |   | 680 | s8  |   |
| 1.1 (F40H) (25-33-35 kW) Eng. C1E756                      |    | 87-91   | L   |   |  | G.Box:JB0/1                | 17-0038      |     | 21 |    |       | 76,5 |      | 30 | 84  |   |   | 600 | s7  |   |
|   |   | 87-91   | L   |   |  | G.Box:JB4/5                | 17-0036      |     | 21 |    |       | 76,5 |      | 30 | 84  |   |   | 610 | s7  |   |
|   |   | 87-91   | R   |   |  | G.Box:JB0/1                | 17-0039      |     | 21 |    | 23    | 76,5 | 81,5 | 30 | 84  |   |   | 692 | s8  |   |
|   |   | 87-91   | R   |   |  | G.Box:JB4/5                | 17-0037      |     | 21 |    | 23    | 76,5 | 72,5 | 30 | 84  |   |   | 680 | s8  |   |
| 1.2 (F406, G40A) (40 kW) Eng. C3G710/ 712                 |    | 91-   | L   |   |  | G.Box:JB0/1, Mod. Phase II | 17-0038      |     | 21 |    |       | 76,5 |      | 30 | 84  |   |   | 600 | s7  |   |
|   |   | 91-   | R   |   |  | G.Box:JB0/1, Mod. Phase II | 17-0039      |     | 21 |    | 23    | 76,5 | 81,5 | 30 | 84  |   |   | 692 | s8  |   |
| 1.4 (F402) (35-43-44 kW) Eng. C1J768/ 780                 |    | 85-   | L   |   |  | G.Box:JB0/1/3              | 17-0038      |     | 21 |    |       | 76,5 |      | 30 | 84  |   |   | 600 | s7  |   |
|   |   | 85-   | R   |   |  | G.Box:JB0/1/3              | 17-0039      |     | 21 |    | 23    | 76,5 | 81,5 | 30 | 84  |   |   | 692 | s8  |   |
| 1.4 (F407) Kat (43 kW) Eng. C3J700/ 702/ 760/ 762         |    | 88-   | L   |   |  | G.Box:JB0/1/3              | 17-0038      |     | 21 |    |       | 76,5 |      | 30 | 84  |   |   | 600 | s7  |   |
|   |   | 88-   | R   |   |  | G.Box:JB0/1/3              | 17-0039      |     | 21 |    | 23    | 76,5 | 81,5 | 30 | 84  |   |   | 692 | s8  |   |
| 1.4 (F40M) (43-46-50-53 kW) Eng. C2J784                   |    | 86-   | L   |   |  | G.Box:JB0/1/3              | 17-0038      |     | 21 |    |       | 76,5 |      | 30 | 84  |   |   | 600 | s7  |   |
|   |   | 86-   | R   |   |  | G.Box:JB0/1/3              | 17-0039      |     | 21 |    | 23    | 76,5 | 81,5 | 30 | 84  |   |   | 692 | s8  |   |
| 1.6 D (F404) (40 kW) Eng. F8M730/ 736/ 760                |    | 86-   | L   |   |  | G.Box:JB0/1                | 17-0038      |     | 21 |    |       | 76,5 |      | 30 | 84  |   |   | 600 | s7  |   |
|   |   | 86-   | R   |   |  | G.Box:JB0/1                | 17-0039      |     | 21 |    | 23    | 76,5 | 81,5 | 30 | 84  |   |   | 692 | s8  |   |
| 1.9 D (F40P/N/E) (47-66-68 kW) Eng. F8Q722/ 724/ 774/ 776 |  | 91-   | L   |   |  | G.Box:JB0/1/3              | 17-0038      |     | 21 |    |       | 76,5 |      | 30 | 84  |   |   | 600 | s7  |   |
|   |   | 91-   | R   |   |  | G.Box:JB0/1/3              | 17-0039      |     | 21 |    | 23    | 76,5 | 81,5 | 30 | 84  |   |   | 692 | s8  |   |
| 1.9 D (F40R) (40 kW) Eng. F8Q640/ 682                     |  | 94-   | L   |   |  | G.Box:JB0/1/3              | 17-0038      |     | 21 |    |       | 76,5 |      | 30 | 84  |   |   | 600 | s7  |   |
|   |   | 94-   | R   |   |  | G.Box:JB0/1/3              | 17-0039      |     | 21 |    | 23    | 76,5 | 81,5 | 30 | 84  |   |   | 692 | s8  |   |
| <b>Traffic I (P6) '80-'89</b>                             |   |  | L/R |  |  | NOTE                       | METELLI ref. | ABS | A  | B  | C     | D    | E    | F  | H   | I | L | M   | Fig |   |
| 1.4 (35-43-44 kW) Eng. 847700/ 701/ C1J700                |  | 80-89   |     | •   |  |                            | 13-0088      |     |    |    | 28    | 74   | 115  |    |     |   |   |     |     |   |
|   |  | 80-89   |     | •   |  |                            | 15-1102      |     | 23 | 25 | 56,45 | 90   | 79   |    |     |   |   |     | 3   | 3 |
|   |  | 80-89   | L/R |   |  |                            | 17-0051      |     | 23 |    | 27    | 98   | 84,5 | 34 | 110 |   |   | 714 | s8  |   |
| 1.6, 4WD (47-66-68 kW) Eng. 841705/ A1M705/ 707/ 708      |  | 84-86   |     | •   |  |                            | 13-0088      |     |    |    | 28    | 74   | 115  |    |     |   |   |     |     |   |
|   |  | 84-86   |     | •   |  |                            | 15-1102      |     | 23 | 25 | 56,45 | 90   | 79   |    |     |   |   |     | 3   | 3 |
|   |  | 84-86   | L/R |   |  |                            | 17-0051      |     | 23 |    | 27    | 98   | 84,5 | 34 | 110 |   |   | 714 | s8  |   |








































| Trafic I Bus '80-'89                                 |   |    | L/R |    |    | NOTE | METELLI ref. | ABS | A  | B  | C     | D  | E    | F  | H   | I | L | M   | Fig |   |
|--|---|---|-----|---|--|------|--------------|-----|----|----|-------|----|------|----|-----|---|---|-----|-----|---|
| 2.1 D (43-49 kW) Eng. 852720/ 750                    |    | 80-89   |     | •   |  |      | 13-0088      |     |    |    | 28    | 74 | 115  |    |     |   |   |     |     |   |
|  |    | 80-89   |     | •   |  |      | 15-1102      |     | 23 | 25 | 56,45 | 90 | 79   |    |     |   |   |     | 3   | 3 |
|  |    | 80-89   | L/R |   |  |      | 17-0051      |     | 23 |    | 27    | 98 | 84,5 | 34 | 110 |   |   | 714 | s8  |   |
| Trafic I Van '80-'89                                 |   |    | L/R |    |    | NOTE | METELLI ref. | ABS | A  | B  | C     | D  | E    | F  | H   | I | L | M   | Fig |   |
| 1.4 (35 kW) Eng. 847700/ 701/ C1J700                 |    | 80-89   |     | •   |  |      | 13-0088      |     |    |    | 28    | 74 | 115  |    |     |   |   |     |     |   |
|  |    | 80-89   |     | •   |  |      | 15-1102      |     | 23 | 25 | 56,45 | 90 | 79   |    |     |   |   |     | 3   | 3 |
|  |    | 80-89   | L/R |   |  |      | 17-0051      |     | 23 |    | 27    | 98 | 84,5 | 34 | 110 |   |   | 714 | s8  |   |
| 1.6, 4WD (47-66-68 kW) Eng. 841705/ A1M705/ 707/ 708 |    | 84-86   |     | •   |  |      | 13-0088      |     |    |    | 28    | 74 | 115  |    |     |   |   |     |     |   |
|  |    | 84-86   |     | •   |  |      | 15-1102      |     | 23 | 25 | 56,45 | 90 | 79   |    |     |   |   |     | 3   | 3 |
|  |    | 84-86   | L/R |   |  |      | 17-0051      |     | 23 |    | 27    | 98 | 84,5 | 34 | 110 |   |   | 714 | s8  |   |
| 1.7 (50 kW) Eng. F1N720/ 722/ 724                    |    | 86-   |     | •   |  |      | 13-0088      |     |    |    | 28    | 74 | 115  |    |     |   |   |     |     |   |
|  |    | 86-   |     | •   |  |      | 15-1102      |     | 23 | 25 | 56,45 | 90 | 79   |    |     |   |   |     | 3   | 3 |
|  |    | 86-   | L/R |   |  |      | 17-0051      |     | 23 |    | 27    | 98 | 84,5 | 34 | 110 |   |   | 714 | s8  |   |
| 2.0, 4WD (58-63-76-81 kW) Eng. J5R716/ 722/ 726      |    | 80-   |     | •   |  |      | 13-0088      |     |    |    | 28    | 74 | 115  |    |     |   |   |     |     |   |
|  |    | 80-   |     | •   |  |      | 15-1102      |     | 23 | 25 | 56,45 | 90 | 79   |    |     |   |   |     | 3   | 3 |
|  |    | 80-   | L/R |   |  |      | 17-0051      |     | 23 |    | 27    | 98 | 84,5 | 34 | 110 |   |   | 714 | s8  |   |
| 2.1 D, 4WD (43 kW) Eng. 852720/ 750                  |    | 80-89   |     | •   |  |      | 13-0088      |     |    |    | 28    | 74 | 115  |    |     |   |   |     |     |   |
|  |    | 80-89   |     | •   |  |      | 15-1102      |     | 23 | 25 | 56,45 | 90 | 79   |    |     |   |   |     | 3   | 3 |
|  |   | 80-89   | L/R |   |  |      | 17-0051      |     | 23 |    | 27    | 98 | 84,5 | 34 | 110 |   |   | 714 | s8  |   |
| Trafic II (PXX) '89-'01                              |   |  | L/R |  |  | NOTE | METELLI ref. | ABS | A  | B  | C     | D  | E    | F  | H   | I | L | M   | Fig |   |
| 1.7 (50 kW) Eng. F1N720/ 722/ 724                    |  | 89-94   | L/R |   |  |      | 17-0076      |     | 25 |    | 27    | 93 | 84,5 | 34 | 100 |   |   | 715 | s8  |   |
| 2.0 (59 kW) Eng. J5R716/ 726                         |  | 89-97   | L/R |   |  |      | 17-0076      |     | 25 |    | 27    | 93 | 84,5 | 34 | 100 |   |   | 715 | s8  |   |
| 2.1 D (43 kW) Eng. 852720/ 750                       |  | 89-94   | L/R |   |  |      | 17-0076      |     | 25 |    | 27    | 93 | 84,5 | 34 | 100 |   |   | 715 | s8  |   |
| 2.1 D (47 kW) Eng. J8S620/ 758                       |  | 94-97   | L/R |   |  |      | 17-0076      |     | 25 |    | 27    | 93 | 84,5 | 34 | 100 |   |   | 715 | s8  |   |
| 2.4 D (51 kW) Eng. Sofim-8140.61.240/ S8U720/ 722    |  | 4/89-01   | L/R |   |  |      | 17-0076      |     | 25 |    | 27    | 93 | 84,5 | 34 | 100 |   |   | 715 | s8  |   |
| Trafic II Bus (TXW) '89-'01                          |   |  | L/R |  |  | NOTE | METELLI ref. | ABS | A  | B  | C     | D  | E    | F  | H   | I | L | M   | Fig |   |
| 1.7 (50 kW) Eng. F1N720/ 722/ 724                    |  | 89-94   | L/R |   |  |      | 17-0076      |     | 25 |    | 27    | 93 | 84,5 | 34 | 100 |   |   | 715 | s8  |   |
| 1.9 D (44 kW) Eng. F8Q606/ 630/ 662                  |  | 97-01   | L/R |   |  |      | 17-0076      |     | 25 |    | 27    | 93 | 84,5 | 34 | 100 |   |   | 715 | s8  |   |





































# RENAULT LCV, TRUCK























| <b>Traffic II Bus (TXW) '89-'01</b>                                   |   |  | L/R |  |  | NOTE | METELLI ref.   | ABS | A  | B    | C    | D    | E    | F  | H   | I | L   | M    | Fig |  |
|---|---|---|-----|---|--|------|----------------|-----|----|------|------|------|------|----|-----|---|-----|------|-----|--|
| 2.0 (59 kW) Eng. J5R716/ 726  |    | 89-97   | L/R |   |  |      | <b>17-0076</b> |     | 25 |      | 27   | 93   | 84,5 | 34 | 100 |   | 715 | s8   |     |  |
| 2.1 D (43 kW) Eng. 852720/ 750  |    | 89-94   | L/R |   |  |      | <b>17-0076</b> |     | 25 |      | 27   | 93   | 84,5 | 34 | 100 |   | 715 | s8   |     |  |
| 2.1 D (47 kW) Eng. J8S620/ 758  |    | 94-97   | L/R |   |  |      | <b>17-0076</b> |     | 25 |      | 27   | 93   | 84,5 | 34 | 100 |   | 715 | s8   |     |  |
| 2.2, 4WD (70 kW) Eng. J7T780  |    | 89-94   | L/R |   |  |      | <b>17-0076</b> |     | 25 |      | 27   | 93   | 84,5 | 34 | 100 |   | 715 | s8   |     |  |
| 2.5 D, 4WD (55 kW) Eng. Sofim-8140.67.2500/ .2550/ .2580/ S8U750/ 752 |    | 4/89-01   | L/R |   |  |      | <b>17-0076</b> |     | 25 |      | 27   | 93   | 84,5 | 34 | 100 |   | 715 | s8   |     |  |
| <b>Traffic II Van (TXX) '89-'01</b>                                   |   |  | L/R |  |  | NOTE | METELLI ref.   | ABS | A  | B    | C    | D    | E    | F  | H   | I | L   | M    | Fig |  |
| 1.4 (35 kW) Eng. C1J700   |    | 89-91   | L/R |   |  |      | <b>17-0076</b> |     | 25 |      | 27   | 93   | 84,5 | 34 | 100 |   | 715 | s8   |     |  |
| 1.7 (50 kW) Eng. F1N720/ 722/ 724                                     |    | 89-94   | L/R |   |  |      | <b>17-0076</b> |     | 25 |      | 27   | 93   | 84,5 | 34 | 100 |   | 715 | s8   |     |  |
| 1.9 D (44 kW) Eng. F8Q606/ 630/ 662                                   |    | 97-01   | L/R |   |  |      | <b>17-0076</b> |     | 25 |      | 27   | 93   | 84,5 | 34 | 100 |   | 715 | s8   |     |  |
| 2.0 (59 kW) Eng. J5R716/ 726  |    | 89-97   | L/R |   |  |      | <b>17-0076</b> |     | 25 |      | 27   | 93   | 84,5 | 34 | 100 |   | 715 | s8   |     |  |
| 2.1 D (43 kW) Eng. 852720/ 750  |    | 89-94   | L/R |   |  |      | <b>17-0076</b> |     | 25 |      | 27   | 93   | 84,5 | 34 | 100 |   | 715 | s8   |     |  |
| 2.1 D (47 kW) Eng. J8S620/ 758  |    | 94-97   | L/R |   |  |      | <b>17-0076</b> |     | 25 |      | 27   | 93   | 84,5 | 34 | 100 |   | 715 | s8   |     |  |
| 2.2, 4WD (70 kW) Eng. J7T780  |    | 89-94   | L/R |   |  |      | <b>17-0076</b> |     | 25 |      | 27   | 93   | 84,5 | 34 | 100 |   | 715 | s8   |     |  |
| 2.5 D, 4WD (55 kW) Eng. Sofim-8140.67.2500/ .2550/ .2580/ S8U750/ 752 |    | 4/89-01   | L/R |   |  |      | <b>17-0076</b> |     | 25 |      | 27   | 93   | 84,5 | 34 | 100 |   | 715 | s8   |     |  |
| <b>Traffic III (EL, FL, JL) '01-</b>                                  |   |  | L/R |  |  | NOTE | METELLI ref.   | ABS | A  | B    | C    | D    | E    | F  | H   | I | L   | M    | Fig |  |
| 1.9 DCi (60 kW) Eng. F9Q762   |    | 01-   |     | •   |  |      | <b>13-0377</b> |     |    |      | 26   | 86   | 138  |    |     |   |     |      |     |  |
|   |   | 01-   |     | •   |  |      | <b>15-1549</b> | 27  | 26 | 56,5 | 91,6 | 59,6 |      |    |     |   |     | 3    | 1   |  |
|   |  | 3/01-   | L   |   |  | -ABS | <b>17-0196</b> | 27  |    |      |      | 91   |      |    | 94  |   |     | 675  | s7  |  |
|   |   | 3/01-   | R   |   |  | -ABS | <b>17-0378</b> | 27  |    | 39   |      | 91   |      |    | 94  |   |     | 1016 | s6  |  |
| 1.9 DCi (74 kW) Eng. F9Q760   |  | 01-   |     | •   |  |      | <b>13-0377</b> |     |    |      | 26   | 86   | 138  |    |     |   |     |      |     |  |
|   |  | 01-   |     | •   |  |      | <b>15-1549</b> | 27  | 26 | 56,5 | 91,6 | 59,6 |      |    |     |   |     | 3    | 1   |  |
|   |  | 3/01-   | L   |   |  | -ABS | <b>17-0196</b> | 27  |    |      |      | 91   |      |    | 94  |   |     | 675  | s7  |  |
|   |   | 3/01-   | R   |   |  | -ABS | <b>17-0378</b> | 27  |    | 39   |      | 91   |      |    | 94  |   |     | 1016 | s6  |  |
| 2.0 (88 kW) Eng. F4R720/ 722  |  | 01-   |     | •   |  |      | <b>13-0377</b> |     |    |      | 26   | 86   | 138  |    |     |   |     |      |     |  |
|   |  | 01-   |     | •   |  |      | <b>15-1549</b> | 27  | 26 | 56,5 | 91,6 | 59,6 |      |    |     |   |     | 3    | 1   |  |
|   |  | 3/01-   | L   |   |  | -ABS | <b>17-0196</b> | 27  |    |      |      | 91   |      |    | 94  |   |     | 675  | s7  |  |
|   |   | 3/01-   | R   |   |  | -ABS | <b>17-0378</b> | 27  |    | 39   |      | 91   |      |    | 94  |   |     | 1016 | s6  |  |
| 2.0 16v (86 kW) Eng. F4R820   |  | 06-   |     | •   |  |      | <b>13-0377</b> |     |    |      | 26   | 86   | 138  |    |     |   |     |      |     |  |
|   |  | 06-   |     | •   |  |      | <b>15-1549</b> | 27  | 26 | 56,5 | 91,6 | 59,6 |      |    |     |   |     | 3    | 1   |  |

































| Traffic III (EL, FL, JL) '01-    |  | L/R |  |  | NOTE | METELLI ref. | ABS | A  | B  | C    | D     | E    | F  | H  | I   | L    | M  | Fig |  |
|----------------------------------|---|-----|---|--|------|--------------|-----|----|----|------|-------|------|----|----|-----|------|----|-----|--|
| 2.0 DCi (66 kW) Eng. M9R780      |  | 06- | •   |  |      | 13-0519      |     |    |    | 29,5 | 100,6 | 130  |    |    |     |      |    |     |  |
|                                  |  | 06- | •   |  |      | 15-1733      |     | 27 | 36 | 56,5 | 101,3 | 60,1 |    |    |     |      | 5  | 2   |  |
| 2.0 DCi (84 kW) Eng. M9R780      |  | 06- | •   |  |      | 13-0519      |     |    |    | 29,5 | 100,6 | 130  |    |    |     |      |    |     |  |
|                                  |  | 06- | •   |  |      | 15-1733      |     | 27 | 36 | 56,5 | 101,3 | 60,1 |    |    |     |      | 5  | 2   |  |
| 2.5 DCi 150 (107 kW) Eng. G9U630 |  | 06- | •   |  |      | 13-0519      |     |    |    | 29,5 | 100,6 | 130  |    |    |     |      |    |     |  |
|                                  |  | 06- | •   |  |      | 15-1733      |     | 27 | 36 | 56,5 | 101,3 | 60,1 |    |    |     |      | 5  | 2   |  |
| 2.5 DTi (99 kW) Eng. G9U730      |  | 03- | •   |  |      | 13-0377      |     |    |    | 26   | 86    | 138  |    |    |     |      |    |     |  |
|                                  |  | 03- | •   |  |      | 15-1549      |     | 27 | 26 | 56,5 | 91,6  | 59,6 |    |    |     |      | 3  | 1   |  |
|                                  |  | 03- | L   |  | M/T  | 17-0850      |     | 27 |    |      | 102   |      | 37 | 93 |     | 636  | s7 |     |  |
|                                  |  | 03- | R   |  | M/T  | 17-0851      |     | 27 | 39 |      | 102   | 89   |    | 93 | 409 | 1058 | s4 |     |  |

## ROVER
























| 100 (METRO) (Xp) '90-'98                        |    | L/R         |    |    | NOTE    | METELLI ref. | ABS | A  | B  | C  | D    | E   | F | H | I | L | M   | Fig |  |
|---|---|-------------|---|--|---------|--------------|-----|----|----|----|------|-----|---|---|---|---|-----|-----|--|
| 111, Cabrio (44 kW) Eng. 11K2A/ D               |    | 9/90-12/98  | •   |  | M/T+A/T | 13-0014      |     |    |    | 20 | 78   | 103 |   |   |   |   |     |     |  |
|   |    | 9/90-12/98  | •   |  | M/T+A/T | 15-1205      |     | 25 | 22 | 50 | 81   | 53  |   |   |   |   | 4   | 2   |  |
| 114 D (38 kW) Eng. TUD3                         |    | 92-94       | •   |  | M/T     | 13-0014      |     |    |    | 20 | 78   | 103 |   |   |   |   |     |     |  |
|   |    | 92-94       | •   |  | M/T     | 15-1205      |     | 25 | 22 | 50 | 81   | 53  |   |   |   |   | 4   | 2   |  |
| 114 GTI 16v, GSi, Cabrio (76 kW) Eng. 14K4F     |    | 91-12/98    | •   |  | M/T     | 13-0014      |     |    |    | 20 | 78   | 103 |   |   |   |   |     |     |  |
|   |   | 91-12/98    | •   |  | M/T     | 15-1205      |     | 25 | 22 | 50 | 81   | 53  |   |   |   |   | 4   | 2   |  |
| 114 GTI/GT 16v, Kat (66-69-70 kW) Eng. 14K4C/ D |  | 1/90-12/98  | •   |  | M/T     | 13-0014      |     |    |    | 20 | 78   | 103 |   |   |   |   |     |     |  |
|   |  | 1/90-12/98  | •   |  | M/T     | 15-1205      |     | 25 | 22 | 50 | 81   | 53  |   |   |   |   | 4   | 2   |  |
| 114, Cabrio (55 kW) Eng. 14K2A/ D               |  | 9/90-12/98  | •   |  | M/T+A/T | 13-0014      |     |    |    | 20 | 78   | 103 |   |   |   |   |     |     |  |
|   |  | 9/90-12/98  | •   |  | M/T+A/T | 15-1205      |     | 25 | 22 | 50 | 81   | 53  |   |   |   |   | 4   | 2   |  |
| 115 D (42 kW) Eng. TUD5                         |  | 12/94-12/98 | •   |  | M/T     | 13-0014      |     |    |    | 20 | 78   | 103 |   |   |   |   |     |     |  |
|   |  | 12/94-12/98 | •   |  | M/T     | 15-1205      |     | 25 | 22 | 50 | 81   | 53  |   |   |   |   | 4   | 2   |  |
| 1000-Series Mk II '67-'78                       |  | L/R         |  |  | NOTE    | METELLI ref. | ABS | A  | B  | C  | D    | E   | F | H | I | L | M   | Fig |  |
| 1.1 (33-36-40-41 kW) Eng. 10H                   |  | 70-         | •   |  |         | 13-0038      |     |    |    | 17 | 68   | 100 |   |   |   |   |     |     |  |
|   |  | 70-         | •   |  |         | 15-1038      |     | 29 | 19 | 48 | 72,3 | 77  |   |   |   |   | 14a | 2   |  |
| 1.3 (39 kW)                                     |  | 70-         | •   |  |         | 13-0038      |     |    |    | 17 | 68   | 100 |   |   |   |   |     |     |  |
|   |  | 70-         | •   |  |         | 15-1038      |     | 29 | 19 | 48 | 72,3 | 77  |   |   |   |   | 14a | 2   |  |

| <b>1000-Series Mk II '67-'78</b>           |   |  | L/R  |  |  | NOTE      | METELLI ref. | ABS | A  | B  | C  | D    | E   | F | H | I | L | M   | Fig |  |
|--|---|---|---|--|---|-----------|--------------|-----|----|----|----|------|-----|---|---|---|---|-----|-----|--|
| 1.3 (43-46-52 kW)                          |    | 65-   |   | •  |   |           | 13-0038      |     |    |    | 17 | 68   | 100 |   |   |   |   |     |     |  |
|  |    | 65-   |   | •  |   |           | 15-1038      |     | 29 | 19 | 48 | 72,3 | 77  |   |   |   |   | 14a | 2   |  |
| 1.3 GT (50 kW)                             |    | 70-   |   | •  |   |           | 13-0038      |     |    |    | 17 | 68   | 100 |   |   |   |   |     |     |  |
|  |    | 70-   |   | •  |   |           | 15-1038      |     | 29 | 19 | 48 | 72,3 | 77  |   |   |   |   | 14a | 2   |  |
| 1.3 TC (48-56 kW) Eng. 12H                 |    | 67-   |   | •  |   |           | 13-0038      |     |    |    | 17 | 68   | 100 |   |   |   |   |     |     |  |
|  |    | 67-   |   | •  |   |           | 15-1038      |     | 29 | 19 | 48 | 72,3 | 77  |   |   |   |   | 14a | 2   |  |
| 1.5 (42-49 kW) Eng. 1EH/ 1EL               |    | 70-   |   | •  |   |           | 13-0038      |     |    |    | 17 | 68   | 100 |   |   |   |   |     |     |  |
|  |    | 70-   |   | •  |   |           | 15-1038      |     | 29 | 19 | 48 | 72,3 | 77  |   |   |   |   | 14a | 2   |  |
| 1.5 (53 kW) Eng. GFM11                     |    | 70-   |   | •  |   |           | 13-0038      |     |    |    | 17 | 68   | 100 |   |   |   |   |     |     |  |
|  |    | 70-   |   | •  |   |           | 15-1038      |     | 29 | 19 | 48 | 72,3 | 77  |   |   |   |   | 14a | 2   |  |
| <b>200 I (XH) '85-'89</b>                  |   |  | L/R  |  |  | NOTE      | METELLI ref. | ABS | A  | B  | C  | D    | E   | F | H | I | L | M   | Fig |  |
| 213 (54 kW) Eng. EV2                       |    | 9/85-9/89   |   | •  |   | M/T+A/T   | 13-0079      |     |    |    | 20 | 78   | 103 |   |   |   |   |     |     |  |
|  |    | 9/85-9/89   |   | •  |   | M/T+A/T   | 15-1089      |     | 23 | 22 | 49 | 81   | 52  |   |   |   |   | 3   | 2   |  |
| 216 EFi (61 kW) Eng. 16H                   |    | 85-89   |   | •  |   | M/T+A/T   | 13-0079      |     |    |    | 20 | 78   | 103 |   |   |   |   |     |     |  |
|  |    | 85-89   |   | •  |   | M/T+A/T   | 15-1089      |     | 23 | 22 | 49 | 81   | 52  |   |   |   |   | 3   | 2   |  |
| <b>200 II (XW), Coupe '89-'99</b>          |   |  | L/R  |  |  | NOTE      | METELLI ref. | ABS | A  | B  | C  | D    | E   | F | H | I | L | M   | Fig |  |
| 214 (55 kW) Eng. 14K2A/ D                  |    | 93-95   |   | •  |   | -ABS, M/T | 13-0169      |     |    |    | 20 | 78   | 103 |   |   |   |   |     |     |  |
|  |    | 93-95   |   | •  |   | -ABS, M/T | 15-1221      |     | 26 | 22 | 49 | 83,6 | 51  |   |   |   |   | 1   | 2   |  |
| 214 16v Si, GSi, Cabrio (76 kW) Eng. 14K4F |   | 93-99   |   | •  |   | -ABS, M/T | 13-0169      |     |    |    | 20 | 78   | 103 |   |   |   |   |     |     |  |
|  |  | 93-99   |   | •  |   | -ABS, M/T | 15-1221      |     | 26 | 22 | 49 | 83,6 | 51  |   |   |   |   | 1   | 2   |  |
| 214 Si, Gsi, Cabrio (66-70 kW) Eng. 14K4C  |  | 90-95   |   | •  |   | -ABS, M/T | 13-0169      |     |    |    | 20 | 78   | 103 |   |   |   |   |     |     |  |
|  |  | 90-95   |   | •  |   | -ABS, M/T | 15-1221      |     | 26 | 22 | 49 | 83,6 | 51  |   |   |   |   | 1   | 2   |  |
| 214, Si, GSi, Cabrio (66 kW) Eng. 14K4C/ D |  | 89-99   |   | •  |   | -ABS, M/T | 13-0169      |     |    |    | 20 | 78   | 103 |   |   |   |   |     |     |  |
|  |  | 89-99   |   | •  |   | -ABS, M/T | 15-1221      |     | 26 | 22 | 49 | 83,6 | 51  |   |   |   |   | 1   | 2   |  |
| 216 16v Cabrio (82 kW) Eng. 16K4F          |  | 96-   |   | •  |   | +ABS      | 13-0169      |     |    |    | 20 | 78   | 103 |   |   |   |   |     |     |  |
|  |  | 96-   |   | •  |   | +ABS      | 15-1303      | 43  | 26 | 22 | 49 | 84   | 51  |   |   |   |   | 1   | 2   |  |






























| <b>200 II (XW), Coupe '89-'99</b>   |   |    | L/R |    |    | NOTE      | METELLI ref.           | ABS            | A  | B  | C    | D    | E    | F  | H  | I    | L   | M   | Fig |  |
|-------------------------------------|---|---|-----|---|---|-----------|------------------------|----------------|----|----|------|------|------|----|----|------|-----|-----|-----|--|
| 216 GSi (82 kW) Eng. D16Z2          |    | 1/93-95   |     | ●   |   | -ABS, M/T | <b>13-0168</b>         |                |    |    | 20   | 80   | 93   |    |    |      |     |     |     |  |
|                                     |   | 11/89-12/92   |     | ●   |   | -ABS, M/T | <b>13-0192</b>         |                |    |    | 23   | 81   | 96   |    |    |      |     |     |     |  |
|                                     |    | 1/93-95   |     | ●   |   | -ABS, M/T | <b>15-1220</b>         | 26             | 23 | 49 | 83,6 | 51   |      |    |    |      |     | 1   | 2   |  |
|                                     |   | 11/89-12/92   |     | ●   |   | -ABS, M/T | <b>15-1260</b>         | 26             | 23 | 49 | 85   | 51   |      |    |    |      |     | 4   | 1   |  |
|                                     |    | 11/92-  | L   |   |   |           | Ch 534200001-53E012217 | <b>17-0338</b> | 26 |    | 27   | 84   | 84,5 | 38 | 78 | 54,5 | 607 | s16 |     |  |
|                                     |   | 11/92-  | R   |   |   |           | Ch 605482-             | <b>17-0363</b> | 26 |    | 27   | 84   | 84,5 | 38 | 78 | 54,5 | 607 | s16 |     |  |
| 216 GSi (85 kW) Eng. D16A7          |    | 1/93-95   |     | ●   |   | -ABS, M/T | <b>13-0168</b>         |                |    |    | 20   | 80   | 93   |    |    |      |     |     |     |  |
|                                     |   | 11/89-12/92   |     | ●   |   | -ABS, M/T | <b>13-0192</b>         |                |    |    | 23   | 81   | 96   |    |    |      |     |     |     |  |
|                                     |    | 1/93-95   |     | ●   |   | -ABS, M/T | <b>15-1220</b>         | 26             | 23 | 49 | 83,6 | 51   |      |    |    |      |     | 1   | 2   |  |
|                                     |   | 11/89-12/92   |     | ●   |   | -ABS, M/T | <b>15-1260</b>         | 26             | 23 | 49 | 85   | 51   |      |    |    |      |     | 4   | 1   |  |
|                                     |    | 11/92-  | L   |   |   |           | Ch 534200001-53E012217 | <b>17-0338</b> | 26 |    | 27   | 84   | 84,5 | 38 | 78 | 54,5 | 607 | s16 |     |  |
|                                     |   | 11/92-  | R   |   |   |           | Ch 605482-             | <b>17-0363</b> | 26 |    | 27   | 84   | 84,5 | 38 | 78 | 54,5 | 607 | s16 |     |  |
| 216, GTi, Cabrio (90 kW) Eng. D16A8 |    | 1/93-99   |     | ●   |   | -ABS, M/T | <b>13-0168</b>         |                |    |    | 20   | 80   | 93   |    |    |      |     |     |     |  |
|                                     |   | 90-12/92  |     | ●   |   | -ABS, M/T | <b>13-0192</b>         |                |    |    | 23   | 81   | 96   |    |    |      |     |     |     |  |
|                                     |    | 1/93-99   |     | ●   |   | -ABS, M/T | <b>15-1220</b>         | 26             | 23 | 49 | 83,6 | 51   |      |    |    |      |     | 1   | 2   |  |
|                                     |   | 90-12/92  |     | ●   |   | -ABS, M/T | <b>15-1260</b>         | 26             | 23 | 49 | 85   | 51   |      |    |    |      |     | 4   | 1   |  |
|                                     |    | 90-   | L   |   |   |           | Ch 534200001-53E012217 | <b>17-0338</b> | 26 |    | 27   | 84   | 84,5 | 38 | 78 | 54,5 | 607 | s16 |     |  |
|                                     |   | 90-   | R   |   |   |           | Ch 605482-             | <b>17-0363</b> | 26 |    | 27   | 84   | 84,5 | 38 | 78 | 54,5 | 607 | s16 |     |  |
| 218 D (49-52 kW) Eng. XUD9AL        |    | 9/91-95   |     | ●   |   | +ABS, M/T | <b>13-0198</b>         |                |    |    | 21   | 85   | 103  |    |    |      |     |     |     |  |
|                                     |   | 9/91-95   |     | ●   |   | +ABS, M/T | <b>15-1270</b>         | 27             | 26 | 32 | 49   | 91,9 | 51   |    |    |      |     | 1   | 2   |  |
| 218 TD (65 kW) Eng. XUD7TE          |    | 9/91-95   |     | ●   |   | +ABS, M/T | <b>13-0198</b>         |                |    |    | 21   | 85   | 103  |    |    |      |     |     |     |  |
|                                     |   | 9/91-95   |     | ●   |   | +ABS, M/T | <b>15-1270</b>         | 27             | 26 | 32 | 49   | 91,9 | 51   |    |    |      |     | 1   | 2   |  |
| 220 GTi (103 kW) Eng. 20M4F         |  | 9/91-   |     | ●   |   | +ABS      | <b>13-0169</b>         |                |    |    | 20   | 78   | 103  |    |    |      |     |     |     |  |
|                                     |   | 9/91-95   |     | ●   |   | +ABS, M/T | <b>13-0198</b>         |                |    |    | 21   | 85   | 103  |    |    |      |     |     |     |  |
|                                     |  | 9/91-   |     | ●   |   | +ABS      | <b>15-1303</b>         | 43             | 26 | 22 | 49   | 84   | 51   |    |    |      |     | 1   | 2   |  |
|                                     |   | 9/91-95   |     | ●   |   | +ABS, M/T | <b>15-1270</b>         | 27             | 26 | 32 | 49   | 91,9 | 51   |    |    |      |     | 1   | 2   |  |
| 220 GTi, GSi (100 kW) Eng. 20T4H    |  | 93-   |     | ●   |   | +ABS      | <b>13-0169</b>         |                |    |    | 20   | 78   | 103  |    |    |      |     |     |     |  |
|                                     |   | 93-   |     | ●   |   | +ABS, M/T | <b>13-0198</b>         |                |    |    | 21   | 85   | 103  |    |    |      |     |     |     |  |
|                                     |  | 93-   |     | ●   |   | +ABS      | <b>15-1303</b>         | 43             | 26 | 22 | 49   | 84   | 51   |    |    |      |     | 1   | 2   |  |
|                                     |   | 93-   |     | ●   |   | +ABS, M/T | <b>15-1270</b>         | 27             | 26 | 32 | 49   | 91,9 | 51   |    |    |      |     | 1   | 2   |  |
| <b>200 III (RF) '95-'00</b>         |   |  | L/R |  |  | NOTE      | METELLI ref.           | ABS            | A  | B  | C    | D    | E    | F  | H  | I    | L   | M   | Fig |  |
| 211 (44 kW) Eng. 11K2A/ D           |  | 98-00   |     | ●   |   | +ABS      | <b>13-0169</b>         |                |    |    | 20   | 78   | 103  |    |    |      |     |     |     |  |
|                                     |   | 98-00   |     | ●   |   | +ABS      | <b>15-1303</b>         | 43             | 26 | 22 | 49   | 84   | 51   |    |    |      |     | 1   | 2   |  |






































| <b>200 III (RF) '95-'00</b>       |   |  | L/R |  |  | NOTE   | METELLI ref. | ABS | A  | B  | C  | D    | E   | F | H | I | L | M | Fig |  |
|-----------------------------------|---|---|-----|---|--|--------|--------------|-----|----|----|----|------|-----|---|---|---|---|---|-----|--|
| 214 (55 kW) Eng. 14K2F            |    | 11/95-  |     | ●   |  | +ABS   | 13-0169      |     |    |    | 20 | 78   | 103 |   |   |   |   |   |     |  |
|                                   |    | 11/95-  |     | ●   |  | +ABS   | 15-1303      | 43  | 26 | 22 | 49 | 84   | 51  |   |   |   |   | 1 | 2   |  |
| 214 Si (76 kW) Eng. 14K4F         |    | 11/95-  |     | ●   |  | +ABS   | 13-0169      |     |    |    | 20 | 78   | 103 |   |   |   |   |   |     |  |
|                                   |    | 11/95-  |     | ●   |  | +ABS   | 15-1303      | 43  | 26 | 22 | 49 | 84   | 51  |   |   |   |   | 1 | 2   |  |
| 216 Si (82 kW) Eng. 16K4F         |    | 11/95-  |     | ●   |  | +ABS   | 13-0169      |     |    |    | 20 | 78   | 103 |   |   |   |   |   |     |  |
|                                   |    | 11/95-  |     | ●   |  | +ABS   | 15-1303      | 43  | 26 | 22 | 49 | 84   | 51  |   |   |   |   | 1 | 2   |  |
| 218 (88-107 kW) Eng. 18K4K(VVC)   |    | 11/95-  |     | ●   |  | +ABS   | 13-0169      |     |    |    | 20 | 78   | 103 |   |   |   |   |   |     |  |
|                                   |    | 11/95-  |     | ●   |  | +ABS   | 15-1303      | 43  | 26 | 22 | 49 | 84   | 51  |   |   |   |   | 1 | 2   |  |
| 220 D/SD (63 kW) Eng. 20T2R       |    | 95-   |     | ●   |  | +ABS   | 13-0198      |     |    |    | 21 | 85   | 103 |   |   |   |   |   |     |  |
|                                   |    | 95-   |     | ●   |  |        | 15-1366      |     | 26 | 32 | 49 | 91,9 | 51  |   |   |   |   | 1 | 2   |  |
|                                   |   | 95-   |     | ●   |  | +ABS   | 15-1383      | 43  | 26 | 32 | 49 | 92   | 52  |   |   |   |   | 1 | 2   |  |
| 220 SDi (74-77 kW) Eng. 20T2N     |    | 95-   |     | ●   |  | +/-ABS | 13-0198      |     |    |    | 21 | 85   | 103 |   |   |   |   |   |     |  |
|                                   |    | 95-   |     | ●   |  | +ABS   | 15-1383      | 43  | 26 | 32 | 49 | 92   | 52  |   |   |   |   | 1 | 2   |  |
|                                   |   | 95-   |     | ●   |  | -ABS   | 15-1366      |     | 26 | 32 | 49 | 91,9 | 51  |   |   |   |   | 1 | 2   |  |
| <b>25 (RF) '99-</b>               |   |  | L/R |  |  | NOTE   | METELLI ref. | ABS | A  | B  | C  | D    | E   | F | H | I | L | M | Fig |  |
| 1.1 16v (55 kW) Eng. 11K4F        |    | 04-   |     | ●   |  | +ABS   | 13-0169      |     |    |    | 20 | 78   | 103 |   |   |   |   |   |     |  |
|                                   |    | 04-   |     | ●   |  | +ABS   | 15-1303      | 43  | 26 | 22 | 49 | 84   | 51  |   |   |   |   | 1 | 2   |  |
| 1.4 (62 kW) Eng. 14K4M            |    | 10/99-  |     | ●   |  | +ABS   | 13-0169      |     |    |    | 20 | 78   | 103 |   |   |   |   |   |     |  |
|                                   |   | 10/99-  |     | ●   |  | +ABS   | 15-1303      | 43  | 26 | 22 | 49 | 84   | 51  |   |   |   |   | 1 | 2   |  |
| 1.4 16v (76 kW) Eng. 14K4F        |  | 10/99-  |     | ●   |  | +ABS   | 13-0169      |     |    |    | 20 | 78   | 103 |   |   |   |   |   |     |  |
|                                   |  | 10/99-  |     | ●   |  | +ABS   | 15-1303      | 43  | 26 | 22 | 49 | 84   | 51  |   |   |   |   | 1 | 2   |  |
| 1.6 16v (80 kW) Eng. 16K4F/ 16    |  | 10/99-  |     | ●   |  | +ABS   | 13-0169      |     |    |    | 20 | 78   | 103 |   |   |   |   |   |     |  |
|                                   |  | 10/99-  |     | ●   |  | +ABS   | 15-1303      | 43  | 26 | 22 | 49 | 84   | 51  |   |   |   |   | 1 | 2   |  |
| 1.8 16v (107 kW) Eng. 18K4K(VVC)  |  | 2/00-   |     | ●   |  | +ABS   | 13-0169      |     |    |    | 20 | 78   | 103 |   |   |   |   |   |     |  |
|                                   |  | 2/00-   |     | ●   |  | +ABS   | 15-1303      | 43  | 26 | 22 | 49 | 84   | 51  |   |   |   |   | 1 | 2   |  |
| 1.8 16v (85 kW) Eng. 18K4F/ 16    |  | 10/99-  |     | ●   |  | +ABS   | 13-0169      |     |    |    | 20 | 78   | 103 |   |   |   |   |   |     |  |
|                                   |  | 10/99-  |     | ●   |  | +ABS   | 15-1303      | 43  | 26 | 22 | 49 | 84   | 51  |   |   |   |   | 1 | 2   |  |
| 2.0 i DT (74-77-83 kW) Eng. 20T2N |  | 10/99-  |     | ●   |  | +/-ABS | 13-0198      |     |    |    | 21 | 85   | 103 |   |   |   |   |   |     |  |
|                                   |  | 10/99-  |     | ●   |  | +ABS   | 15-1383      | 43  | 26 | 32 | 49 | 92   | 52  |   |   |   |   | 1 | 2   |  |
|                                   |   | 10/99-  |     | ●   |  | -ABS   | 15-1366      |     | 26 | 32 | 49 | 91,9 | 51  |   |   |   |   | 1 | 2   |  |








































| 400 I (XW) '90-'95                           |    | L/R      |  |  | NOTE                         | METELLI ref.                 | ABS     | A  | B  | C  | D    | E    | F    | H  | I    | L    | M   | Fig |   |   |
|--|---|----------|---|---|------------------------------|------------------------------|---------|----|----|----|------|------|------|----|------|------|-----|-----|---|---|
| 414 GSI/SI Kat (76 kW) Eng. 14K4F            |    | 93-95    | •   |   | -ABS, M/T                    | 13-0169                      |         |    |    | 20 | 78   | 103  |      |    |      |      |     |     |   |   |
|  |    | 93-95    | •   |   | -ABS, M/T                    | 15-1221                      |         | 26 | 22 | 49 | 83,6 | 51   |      |    |      |      |     | 1   | 2 |   |
| 414 Si, Gsi (66 kW) Eng. 14K4C/ D            |    | 90-95    | •   |   | -ABS, M/T                    | 13-0169                      |         |    |    | 20 | 78   | 103  |      |    |      |      |     |     |   |   |
|  |    | 90-95    | •   |   | -ABS, M/T                    | 15-1221                      |         | 26 | 22 | 49 | 83,6 | 51   |      |    |      |      |     | 1   | 2 |   |
| 414 Si, Gsi, Cabrio (69-70 kW) Eng. 14K4C/ D |    | 93-95    | •   |   | -ABS, M/T                    | 13-0169                      |         |    |    | 20 | 78   | 103  |      |    |      |      |     |     |   |   |
|  |    | 93-95    | •   |   | -ABS, M/T                    | 15-1221                      |         | 26 | 22 | 49 | 83,6 | 51   |      |    |      |      |     | 1   | 2 |   |
| 416 GSI, SW (82 kW) Eng. D16Z2               |    | 1/93-95  | •   |   | -ABS, M/T                    | 13-0168                      |         |    |    | 20 | 80   | 93   |      |    |      |      |     |     |   |   |
|  |   | 90-12/92 | •   |   | -ABS, M/T                    | 13-0192                      |         |    |    | 23 | 81   | 96   |      |    |      |      |     |     |   |   |
|  |    | 1/93-95  | •   |   | -ABS, M/T                    | 15-1220                      |         | 26 | 23 | 49 | 83,6 | 51   |      |    |      |      |     | 1   | 2 |   |
|  |   | 90-12/92 | •   |   | -ABS, M/T                    | 15-1260                      |         | 26 | 23 | 49 | 85   | 51   |      |    |      |      |     | 4   | 1 |   |
|  |    | 11/92-   | L   |   |                              | -ABS, Ch 605482-             | 17-0338 |    | 26 |    | 27   | 84   | 84,5 | 38 | 78   | 54,5 | 607 | s16 |   |   |
|  |   | 11/92-   | R   |   |                              | -ABS, Ch 534200001-53E012217 | 17-0363 |    | 26 |    | 27   | 84   | 84,5 | 38 | 78   | 54,5 | 607 | s16 |   |   |
| 416 GSI/GSE (85 kW) Eng. 16K16               |    | 1/93-95  | •   |   | -ABS, M/T                    | 13-0168                      |         |    |    | 20 | 80   | 93   |      |    |      |      |     |     |   |   |
|  |   | 90-12/92 | •   |   | -ABS, M/T                    | 13-0192                      |         |    |    | 23 | 81   | 96   |      |    |      |      |     |     |   |   |
|  |    | 1/93-95  | •   |   | -ABS, M/T                    | 15-1220                      |         | 26 | 23 | 49 | 83,6 | 51   |      |    |      |      |     | 1   | 2 |   |
|  |   | 90-12/92 | •   |   | -ABS, M/T                    | 15-1260                      |         | 26 | 23 | 49 | 85   | 51   |      |    |      |      |     | 4   | 1 |   |
|  |    | 11/92-   | L   |   |                              | -ABS, Ch 605482-             | 17-0338 |    | 26 |    | 27   | 84   | 84,5 | 38 | 78   | 54,5 | 607 | s16 |   |   |
|  |   | 11/92-   | R   |   |                              | -ABS, Ch 5342000001-         | 17-0363 |    | 26 |    | 27   | 84   | 84,5 | 38 | 78   | 54,5 | 607 | s16 |   |   |
| 416 GTI, SW (90 kW) Eng. D16A8               |    | 1/93-95  | •   |   | +/-ABS, M/T                  | 13-0168                      |         |    |    | 20 | 80   | 93   |      |    |      |      |     |     |   |   |
|  |   | 90-12/92 | •   |   | -ABS, M/T                    | 13-0192                      |         |    |    | 23 | 81   | 96   |      |    |      |      |     |     |   |   |
|  |   | 1/93-95  | •   |   | +ABS, M/T                    | 15-1242                      |         | 50 | 26 | 23 | 49   | 84   | 51,5 |    |      |      |     | 1   | 2 |   |
|  |   | 1/93-95  | •   |   | -ABS, M/T                    | 15-1220                      |         |    | 26 | 23 | 49   | 83,6 | 51   |    |      |      |     |     | 1 | 2 |
|  |   | 90-12/92 | •   |   | -ABS, M/T                    | 15-1260                      |         |    | 26 | 23 | 49   | 85   | 51   |    |      |      |     |     | 4 | 1 |
|  |  | 11/92-   | L   |   |                              | -ABS, Ch 605482-             | 17-0338 |    | 26 |    | 27   | 84   | 84,5 | 38 | 78   | 54,5 | 607 | s16 |   |   |
|  | 11/92-  | R        |   |   | -ABS, Ch 5342000001-         | 17-0363                      |         | 26 |    | 27 | 84   | 84,5 | 38   | 78 | 54,5 | 607  | s16 |     |   |   |
| 416 GTI/GTE (96 kW) Eng. D16A9               |  | 1/93-95  | •   |   | +/-ABS, M/T                  | 13-0168                      |         |    |    | 20 | 80   | 93   |      |    |      |      |     |     |   |   |
|  |   | 90-12/92 | •   |   | -ABS, M/T                    | 13-0192                      |         |    |    | 23 | 81   | 96   |      |    |      |      |     |     |   |   |
|  |  | 1/93-95  | •   |   | +ABS, M/T                    | 15-1242                      |         | 50 | 26 | 23 | 49   | 84   | 51,5 |    |      |      |     | 1   | 2 |   |
|  |   | 1/93-95  | •   |   | -ABS, M/T                    | 15-1220                      |         |    | 26 | 23 | 49   | 83,6 | 51   |    |      |      |     |     | 1 | 2 |
|  |   | 90-12/92 | •   |   | -ABS, M/T                    | 15-1260                      |         |    | 26 | 23 | 49   | 85   | 51   |    |      |      |     |     | 4 | 1 |
|  |  | 11/92-   | L   |   |                              | -ABS, Ch 5342000001-         | 17-0338 |    | 26 |    | 27   | 84   | 84,5 | 38 | 78   | 54,5 | 607 | s16 |   |   |
|  | 11/92-  | R        |   |   | -ABS, Ch 534200001-53E012217 | 17-0363                      |         | 26 |    | 27 | 84   | 84,5 | 38   | 78 | 54,5 | 607  | s16 |     |   |   |
| 418 TD, SW (65 kW) Eng. XUD7TE               |  | 9/91-95  | •   |   | +ABS, M/T                    | 13-0198                      |         |    |    | 21 | 85   | 103  |      |    |      |      |     |     |   |   |
|  |  | 9/91-95  | •   |   | +ABS, M/T                    | 15-1270                      |         | 27 | 26 | 32 | 49   | 91,9 | 51   |    |      |      |     | 1   | 2 |   |



| <b>400 I (XW) '90-'95</b>                              |   |    | L/R |    |    | NOTE        | METELLI ref. | ABS | A  | B  | C    | D    | E   | F | H | I | L | M | Fig |   |
|--|---|---|-----|---|--|-------------|--------------|-----|----|----|------|------|-----|---|---|---|---|---|-----|---|
| 420 GSI/SLI/GTI/Vitesse, SW (100-132 kW)<br>Eng. 20T4H |    | 93-95   |     | ●   |  | +ABS, M/T   | 13-0198      |     |    |    | 21   | 85   | 103 |   |   |   |   |   |     |   |
|  |    | 93-95   |     | ●   |  | +ABS, M/T   | 15-1270      | 27  | 26 | 32 | 49   | 91,9 | 51  |   |   |   |   |   | 1   | 2 |
| 420 GTI/GSI/Vitesse (103 kW) Eng. 20M4F                |    | 92-95   |     | ●   |  | +ABS, M/T   | 13-0198      |     |    |    | 21   | 85   | 103 |   |   |   |   |   |     |   |
|  |    | 92-95   |     | ●   |  | +ABS, M/T   | 15-1270      | 27  | 26 | 32 | 49   | 91,9 | 51  |   |   |   |   |   | 1   | 2 |
| <b>400 II (RT) '95-'00</b>                             |   |    | L/R |    |    | NOTE        | METELLI ref. | ABS | A  | B  | C    | D    | E   | F | H | I | L | M | Fig |   |
| 414 Si (76 kW) Eng. 14K4F                              |    | 5/95-   |     | ●   |  | +/-ABS      | 13-0210      |     |    |    | 20   | 78   | 103 |   |   |   |   |   |     |   |
|  |    | 5/95-   |     | ●   |  | +ABS        | 15-1288      | 43  | 26 | 22 | 55   | 84   | 51  |   |   |   |   |   | 3   | 2 |
|  |   | 5/95-   |     | ●   |  | -ABS        | 15-1299      |     | 26 | 22 | 55   | 84   | 51  |   |   |   |   |   | 3   | 2 |
| 416 Si (82 kW) Eng. 16K4F                              |    | 5/95-   |     | ●   |  | +/-ABS      | 13-0210      |     |    |    | 20   | 78   | 103 |   |   |   |   |   |     |   |
|  |    | 5/95-   |     | ●   |  | +ABS        | 15-1288      | 43  | 26 | 22 | 55   | 84   | 51  |   |   |   |   |   | 3   | 2 |
|  |   | 5/95-   |     | ●   |  | -ABS        | 15-1299      |     | 26 | 22 | 55   | 84   | 51  |   |   |   |   |   | 3   | 2 |
| 416 Si (83 kW) Eng. D16Y2                              |    | 5/95-   |     | ●   |  | +/-ABS      | 13-0210      |     |    |    | 20   | 78   | 103 |   |   |   |   |   |     |   |
|  |    | 5/95-   |     | ●   |  | +ABS        | 15-1288      | 43  | 26 | 22 | 55   | 84   | 51  |   |   |   |   |   | 3   | 2 |
|  |   | 5/95-   |     | ●   |  | -ABS        | 15-1299      |     | 26 | 22 | 55   | 84   | 51  |   |   |   |   |   | 3   | 2 |
| 420 D (63 kW) Eng. 20T2R                               |    | 95-00   |     | ●   |  | +/-ABS, M/T | 13-0274      |     |    |    | 21   | 85   | 103 |   |   |   |   |   |     |   |
|  |    | 95-00   |     | ●   |  | +ABS, M/T   | 15-1399      | 43  | 26 | 32 | 54,6 | 91,9 | 51  |   |   |   |   |   | 1   | 2 |
|  |   | 95-00   |     | ●   |  | -ABS, M/T   | 15-1408      |     | 26 | 32 | 54,6 | 93   | 51  |   |   |   |   |   | 1   | 2 |
| 420 Di (74-77 kW) Eng. 20T2N                           |    | 95-00   |     | ●   |  | +/-ABS, M/T | 13-0274      |     |    |    | 21   | 85   | 103 |   |   |   |   |   |     |   |
|  |    | 95-00   |     | ●   |  | +ABS, M/T   | 15-1399      | 43  | 26 | 32 | 54,6 | 91,9 | 51  |   |   |   |   |   | 1   | 2 |
|  |   | 95-00   |     | ●   |  | -ABS, M/T   | 15-1408      |     | 26 | 32 | 54,6 | 93   | 51  |   |   |   |   |   | 1   | 2 |
| <b>45 (RT) '00-</b>                                    |   |  | L/R |  |  | NOTE        | METELLI ref. | ABS | A  | B  | C    | D    | E   | F | H | I | L | M | Fig |   |
| 1.4 16v (76 kW) Eng. 14K4F                             |  | 2/00-   |     | ●   |  | +/-ABS      | 13-0210      |     |    |    | 20   | 78   | 103 |   |   |   |   |   |     |   |
|  |  | 2/00-   |     | ●   |  | +ABS        | 15-1288      | 43  | 26 | 22 | 55   | 84   | 51  |   |   |   |   |   | 3   | 2 |
|  |   | 2/00-   |     | ●   |  | -ABS        | 15-1299      |     | 26 | 22 | 55   | 84   | 51  |   |   |   |   |   | 3   | 2 |
| 1.6 16v (80 kW) Eng. 16K4F/ 16                         |  | 2/00-   |     | ●   |  | +/-ABS      | 13-0210      |     |    |    | 20   | 78   | 103 |   |   |   |   |   |     |   |
|  |  | 2/00-   |     | ●   |  | +ABS        | 15-1288      | 43  | 26 | 22 | 55   | 84   | 51  |   |   |   |   |   | 3   | 2 |
|  |   | 2/00-   |     | ●   |  | -ABS        | 15-1299      |     | 26 | 22 | 55   | 84   | 51  |   |   |   |   |   | 3   | 2 |
| 1.8 16v (85-86 kW) Eng. 18K4F/ 16                      |  | 2/00-   |     | ●   |  | +/-ABS      | 13-0210      |     |    |    | 20   | 78   | 103 |   |   |   |   |   |     |   |
|  |  | 2/00-   |     | ●   |  | +ABS        | 15-1288      | 43  | 26 | 22 | 55   | 84   | 51  |   |   |   |   |   | 3   | 2 |
|  |   | 2/00-   |     | ●   |  | -ABS        | 15-1299      |     | 26 | 22 | 55   | 84   | 51  |   |   |   |   |   | 3   | 2 |












| <b>45 (RT) '00-</b>                |   |    | L/R |    |    | NOTE        | METELLI ref.   | ABS | A  | B  | C    | D    | E   | F | H | I | L | M | Fig |  |
|------------------------------------|---|---|-----|---|---|-------------|----------------|-----|----|----|------|------|-----|---|---|---|---|---|-----|--|
| 2.0 i DT (74-77-83 kW) Eng. 20T2N  |    | 00-   |     | •   |   | +/-ABS, M/T | <b>13-0274</b> |     |    |    | 21   | 85   | 103 |   |   |   |   |   |     |  |
|                                    |    | 00-   |     | •   |   | +ABS, M/T   | <b>15-1399</b> | 43  | 26 | 32 | 54,6 | 91,9 | 51  |   |   |   |   | 1 | 2   |  |
|                                    |    | 00-   |     | •   |   | -ABS, M/T   | <b>15-1408</b> |     | 26 | 32 | 54,6 | 93   | 51  |   |   |   |   | 1 | 2   |  |
| 2.0 TD (83 kW) Eng. 20T2           |    | 00-   |     | •   |   | +ABS        | <b>13-0274</b> |     |    |    | 21   | 85   | 103 |   |   |   |   |   |     |  |
|                                    |    | 00-   |     | •   |   | +ABS        | <b>15-1399</b> | 43  | 26 | 32 | 54,6 | 91,9 | 51  |   |   |   |   | 1 | 2   |  |
| 2.0 V6 (110 kW) Eng. 20K4F         |    | 00-   |     | •   |   | +ABS, M/T   | <b>13-0274</b> |     |    |    | 21   | 85   | 103 |   |   |   |   |   |     |  |
|                                    |    | 00-   |     | •   |   | M/T         | <b>15-1408</b> |     | 26 | 32 | 54,6 | 93   | 51  |   |   |   |   | 1 | 2   |  |
|                                    |    | 00-   |     | •   |   | +ABS, M/T   | <b>15-1399</b> | 43  | 26 | 32 | 54,6 | 91,9 | 51  |   |   |   |   | 1 | 2   |  |
| <b>600 (RH) '93-'99</b>            |   |    | L/R |    |    | NOTE        | METELLI ref.   | ABS | A  | B  | C    | D    | E   | F | H | I | L | M | Fig |  |
| 618 (85 kW) Eng. F18A3             |    | 96-99   |     | •   |   | +ABS        | <b>13-0206</b> |     |    |    | 22   | 86   | 91  |   |   |   |   |   |     |  |
|                                    |    | 96-99   |     | •   |   | +ABS        | <b>15-1284</b> | 50  | 28 | 32 | 60   | 91,9 | 61  |   |   |   |   | 3 | 2   |  |
| 620 (85-96 kW) Eng. F20Z1/ Z2      |    | 93-96   |     | •   |   | +ABS        | <b>13-0206</b> |     |    |    | 22   | 86   | 91  |   |   |   |   |   |     |  |
|                                    |    | 93-96   |     | •   |   | +ABS        | <b>15-1284</b> | 50  | 28 | 32 | 60   | 91,9 | 61  |   |   |   |   | 3 | 2   |  |
| 620 (96 kW) Eng. F20Z1             |    | 93-99   |     | •   |   | +ABS        | <b>13-0206</b> |     |    |    | 22   | 86   | 91  |   |   |   |   |   |     |  |
|                                    |    | 93-99   |     | •   |   | +ABS        | <b>15-1284</b> | 50  | 28 | 32 | 60   | 91,9 | 61  |   |   |   |   | 3 | 2   |  |
| 620 Di (77 kW) Eng. 20T2N          |    | 94-99   |     | •   |   | +ABS        | <b>13-0206</b> |     |    |    | 22   | 86   | 91  |   |   |   |   |   |     |  |
|                                    |    | 94-99   |     | •   |   | +ABS        | <b>15-1284</b> | 50  | 28 | 32 | 60   | 91,9 | 61  |   |   |   |   | 3 | 2   |  |
| 620 SDi (74 kW) Eng. 20T2N         |   | 94-99   |     | •   |   | +ABS        | <b>13-0206</b> |     |    |    | 22   | 86   | 91  |   |   |   |   |   |     |  |
|                                    |  | 94-99   |     | •   |   | +ABS        | <b>15-1284</b> | 50  | 28 | 32 | 60   | 91,9 | 61  |   |   |   |   | 3 | 2   |  |
| 620 Ti Vitesse (147 kW) Eng. 20T4G |  | 6/94-2/99   |     | •   |   | +ABS        | <b>13-0206</b> |     |    |    | 22   | 86   | 91  |   |   |   |   |   |     |  |
|                                    |  | 6/94-2/99   |     | •   |   | +ABS        | <b>15-1284</b> | 50  | 28 | 32 | 60   | 91,9 | 61  |   |   |   |   | 3 | 2   |  |
| 623 (116 kW) Eng. H23A3            |  | 93-99   |     | •   |   | +ABS        | <b>13-0206</b> |     |    |    | 22   | 86   | 91  |   |   |   |   |   |     |  |
|                                    |  | 93-99   |     | •   |   | +ABS        | <b>15-1284</b> | 50  | 28 | 32 | 60   | 91,9 | 61  |   |   |   |   | 3 | 2   |  |
| <b>75 (RJ), SW '99-</b>            |   |  | L/R |  |  | NOTE        | METELLI ref.   | ABS | A  | B  | C    | D    | E   | F | H | I | L | M | Fig |  |
| 1.8 (88 kW) Eng. 18K16             |  | 2/99-   |     | •   |   |             | <b>13-0296</b> |     |    |    | 20   | 68   | 100 |   |   |   |   |   |     |  |
|                                    |  | 2/99-   |     | •   |   |             | <b>15-1431</b> |     | 28 | 23 | 57,7 | 82   | 52  |   |   |   |   | 1 | 1   |  |
| 1.8 T. (110 kW) Eng. 18K4K         |  | 03-   |     | •   |   | +/-ABS      | <b>13-0359</b> |     |    |    | 24   | 80   | 116 |   |   |   |   |   |     |  |
|                                    |  | 03-   |     | •   |   | +/-ABS      | <b>15-1514</b> |     | 28 | 24 | 57,7 | 84   | 52  |   |   |   |   | 2 | 1   |  |
| 2.0 CDT (85 kW) Eng. M47R          |  | 99-   |     | •   |   | +/-ABS      | <b>13-0359</b> |     |    |    | 24   | 80   | 116 |   |   |   |   |   |     |  |
|                                    |  | 99-   |     | •   |   | +/-ABS      | <b>15-1514</b> |     | 28 | 24 | 57,7 | 84   | 52  |   |   |   |   | 2 | 1   |  |

| <b>75 (RJ), SW '99-</b>                                  |   |    | L/R |    |    | NOTE                       | METELLI ref. | ABS | A  | B  | C    | D    | E   | F | H | I | L | M   | Fig |  |
|--|---|---|-----|---|--|----------------------------|--------------|-----|----|----|------|------|-----|---|---|---|---|-----|-----|--|
| 2.0 CDTi (96 kW) Eng. 204D2                              |    | 03-   |     | •   |  | +/-ABS                     | 13-0359      |     |    |    | 24   | 80   | 116 |   |   |   |   |     |     |  |
|  |    | 03-   |     | •   |  | +/-ABS                     | 15-1514      |     | 28 | 24 | 57,7 | 84   | 52  |   |   |   |   | 2   | 1   |  |
| 2.0 V6 (110 kW) Eng. 20K4F                               |    | 99-   |     | •   |  | +/-ABS                     | 13-0359      |     |    |    | 24   | 80   | 116 |   |   |   |   |     |     |  |
|  |    | 99-   |     | •   |  | +/-ABS                     | 15-1514      |     | 28 | 24 | 57,7 | 84   | 52  |   |   |   |   | 2   | 1   |  |
| 2.5 V6 (129-130 kW) Eng. 25K4F/ KV6                      |    | 99-   |     | •   |  | +/-ABS                     | 13-0359      |     |    |    | 24   | 80   | 116 |   |   |   |   |     |     |  |
|  |    | 99-   |     | •   |  | +/-ABS                     | 15-1514      |     | 28 | 24 | 57,7 | 84   | 52  |   |   |   |   | 2   | 1   |  |
| <b>800 '86-'99</b>                                       |   |    | L/R |    |    | NOTE                       | METELLI ref. | ABS | A  | B  | C    | D    | E   | F | H | I | L | M   | Fig |  |
| 820 (100 kW) Eng. 20T4H/ T16                             |    | 92-   |     | •   |  | +ABS, M/T+A/T, Mod. XS     | 13-0080      |     |    |    | 21   | 85   | 103 |   |   |   |   |     |     |  |
|  |    | 92-   |     | •   |  | +ABS, M/T+A/T, Mod. XS     | 15-1090      | 45  | 28 | 32 | 56   | 92   | 53  |   |   |   |   | 2   | 2   |  |
| 820 16v (103 kW) Eng. 20HD                               |    | 10/86-  |     | •   |  | +ABS, M/T+A/T, Mod. XS     | 13-0080      |     |    |    | 21   | 85   | 103 |   |   |   |   |     |     |  |
|  |    | 10/86-  |     | •   |  | +ABS, M/T+A/T, Mod. XS     | 15-1090      | 45  | 28 | 32 | 56   | 92   | 53  |   |   |   |   | 2   | 2   |  |
| 820 Si (98 kW) Eng. 20HDM16                              |    | 88-   |     | •   |  | +ABS, M/T+A/T, Mod. XS     | 13-0080      |     |    |    | 21   | 85   | 103 |   |   |   |   |     |     |  |
|  |    | 88-   |     | •   |  | +ABS, M/T+A/T, Mod. XS     | 15-1090      | 45  | 28 | 32 | 56   | 92   | 53  |   |   |   |   | 2   | 2   |  |
| 820e, SE/Si (88 kW) Eng. 20HS                            |    | 10/86-  |     | •   |  | +ABS, M/T+A/T, Mod. XS     | 13-0080      |     |    |    | 21   | 85   | 103 |   |   |   |   |     |     |  |
|  |    | 10/86-  |     | •   |  | +ABS, M/T+A/T, Mod. XS     | 15-1090      | 45  | 28 | 32 | 56   | 92   | 53  |   |   |   |   | 2   | 2   |  |
| 825 D/SD, Coupe (87 kW) Eng. 425SL1RR/ 4924SHIRG         |    | 1/90-   |     | •   |  | +ABS, M/T+A/T, Mod. XS     | 13-0080      |     |    |    | 21   | 85   | 103 |   |   |   |   |     |     |  |
|  |    | 1/90-   |     | •   |  | +ABS, M/T+A/T, Mod. XS     | 15-1090      | 45  | 28 | 32 | 56   | 92   | 53  |   |   |   |   | 2   | 2   |  |
| 825 Si Lux, Coupe (129 kW) Eng. 25K4F                    |    | 96-   |     | •   |  | +ABS, M/T+A/T, Mod. RS, XS | 13-0080      |     |    |    | 21   | 85   | 103 |   |   |   |   |     |     |  |
|  |   | 96-   |     | •   |  | +ABS, M/T+A/T, Mod. RS, XS | 15-1090      | 45  | 28 | 32 | 56   | 92   | 53  |   |   |   |   | 2   | 2   |  |
| 825 SI/Sterling (123-127 kW) Eng. C25A2                  |  | 10/86-  |     | •   |  | +ABS, M/T+A/T, Mod. RS, XS | 13-0080      |     |    |    | 21   | 85   | 103 |   |   |   |   |     |     |  |
|  |  | 10/86-  |     | •   |  | +ABS, M/T+A/T, Mod. RS, XS | 15-1090      | 45  | 28 | 32 | 56   | 92   | 53  |   |   |   |   | 2   | 2   |  |
| 825 SI/Sterling Kat (110 kW) Eng. C25A1                  |  | 10/86-  |     | •   |  | +ABS, M/T+A/T, Mod. RS, XS | 13-0080      |     |    |    | 21   | 85   | 103 |   |   |   |   |     |     |  |
|  |  | 10/86-  |     | •   |  | +ABS, M/T+A/T, Mod. RS, XS | 15-1090      | 45  | 28 | 32 | 56   | 92   | 53  |   |   |   |   | 2   | 2   |  |
| 827 24v, Vitesse, Coupe, SI/Sterling (124 kW) Eng. C27A1 |  | 92-   |     | •   |  | +ABS, M/T+A/T              | 13-0080      |     |    |    | 21   | 85   | 103 |   |   |   |   |     |     |  |
|  |  | 92-   |     | •   |  | +ABS, M/T+A/T              | 15-1090      | 45  | 28 | 32 | 56   | 92   | 53  |   |   |   |   | 2   | 2   |  |
| 827 SI/Sterling, Vitesse, SLi (130 kW) Eng. C27A2        |  | 88-   |     | •   |  | +ABS, M/T+A/T              | 13-0080      |     |    |    | 21   | 85   | 103 |   |   |   |   |     |     |  |
|  |  | 88-   |     | •   |  | +ABS, M/T+A/T              | 15-1090      | 45  | 28 | 32 | 56   | 92   | 53  |   |   |   |   | 2   | 2   |  |
| <b>Allegro (ADO 67) '73-</b>                             |   |  | L/R |  |  | NOTE                       | METELLI ref. | ABS | A  | B  | C    | D    | E   | F | H | I | L | M   | Fig |  |
| 1.1 (33-36-40-41 kW) Eng. 10H                            |  | 73-81   |     | •   |  |                            | 13-0038      |     |    |    | 17   | 68   | 100 |   |   |   |   |     |     |  |
|  |  | 73-81   |     | •   |  |                            | 15-1038      |     | 29 | 19 | 48   | 72,3 | 77  |   |   |   |   | 14a | 2   |  |












| <b>Allegro (ADO 67) '73-</b>                          |  |             | L/R |   |         | NOTE | METELLI ref. | ABS | A  | B  | C  | D    | E   | F | H | I | L | M   | Fig |
|---|--|-------------|-----|---|---------|------|--------------|-----|----|----|----|------|-----|---|---|---|---|-----|-----|
| 1.3, SW (40-43 kW) Eng. 12H                           |  | 73-82       |     | • |         |      | 13-0038      |     |    |    | 17 | 68   | 100 |   |   |   |   |     |     |
|   |  | 73-82       |     | • |         |      | 15-1038      |     | 29 | 19 | 48 | 72,3 | 77  |   |   |   |   | 14a | 2   |
| <b>Maestro I (XC) '83-'91</b>                         |  |             | L/R |   |         | NOTE | METELLI ref. | ABS | A  | B  | C  | D    | E   | F | H | I | L | M   | Fig |
| 1.3 LS (49 kW) Eng. 12H                               |  | 1/86-90     |     | • | M/T+A/T |      | 13-0014      |     |    |    | 20 | 78   | 103 |   |   |   |   |     |     |
|   |  | 3/83-12/85  |     | • | M/T+A/T |      | 13-0034      |     |    |    | 20 | 78   | 103 |   |   |   |   |     |     |
|   |  | 1/86-90     |     | • | M/T+A/T |      | 15-1205      |     | 25 | 22 | 50 | 81   | 53  |   |   |   |   | 4   | 2   |
|   |  | 3/83-12/85  |     | • | M/T+A/T |      | 15-1061      |     | 25 | 22 | 50 | 84   | 53  |   |   |   |   | 4   | 2   |
| 1.6 (59 kW) Eng. 16H956AK                             |  | 83-         |     | • | M/T+A/T |      | 13-0034      |     |    |    | 20 | 78   | 103 |   |   |   |   |     |     |
|   |  | 83-         |     | • | M/T+A/T |      | 15-1061      |     | 25 | 22 | 50 | 84   | 53  |   |   |   |   | 4   | 2   |
| 2.0 EFi (83 kW) Eng. 20HA50AA/ 20HC51AA/ 20HC81       |  | 10/84-90    |     | • | M/T+A/T |      | 13-0034      |     |    |    | 20 | 78   | 103 |   |   |   |   |     |     |
|   |  | 1/86-90     |     | • | M/T+A/T |      | 15-1033      |     | 25 | 22 | 50 | 84   | 53  |   |   |   |   | 4   | 2   |
|   |  | 10/84-12/85 |     | • | M/T+A/T |      | 15-1061      |     | 25 | 22 | 50 | 84   | 53  |   |   |   |   | 4   | 2   |
| <b>MG ZR, Express '01-</b>                            |  |             | L/R |   |         | NOTE | METELLI ref. | ABS | A  | B  | C  | D    | E   | F | H | I | L | M   | Fig |
| 1.8 (118 kW) Eng. 18K4K                               |  | 01-         |     | • | +ABS    |      | 13-0169      |     |    |    | 20 | 78   | 103 |   |   |   |   |     |     |
|   |  | 01-         |     | • | +ABS    |      | 15-1303      | 43  | 26 | 22 | 49 | 84   | 51  |   |   |   |   | 1   | 2   |
| <b>Mini Mk I '67-</b>                                 |  |             | L/R |   |         | NOTE | METELLI ref. | ABS | A  | B  | C  | D    | E   | F | H | I | L | M   | Fig |
| 0.8 (25-30 kW) Eng. BMCSerieA                         |  | -79         |     | • | M/T+A/T |      | 13-0039      |     |    |    | 22 | 63   | 96  |   |   |   |   |     |     |
|   |  | -79         |     | • | M/T+A/T |      | 15-1039      |     | 19 | 19 | 48 | 68,4 | 67  |   |   |   |   | 5   | 2   |
| 1.0 (26 kW)   |  | 67-84       |     | • | M/T+A/T |      | 13-0038      |     |    |    | 17 | 68   | 100 |   |   |   |   |     |     |
|   |  | 67-84       |     | • | M/T+A/T |      | 15-1038      |     | 29 | 19 | 48 | 72,3 | 77  |   |   |   |   | 14a | 2   |
| 1.0 Mayfair (31-41 kW) Eng. 99H997P/ 99HA53P/ 99HC20P |  | 82-         |     | • | M/T+A/T |      | 13-0038      |     |    |    | 17 | 68   | 100 |   |   |   |   |     |     |
|   |  | 82-         |     | • | M/T+A/T |      | 15-1038      |     | 29 | 19 | 48 | 72,3 | 77  |   |   |   |   | 14a | 2   |
| 1.0, Mayfair Sport (30 kW) Eng. 99HD81                |  | 88-93       |     | • | M/T+A/T |      | 13-0038      |     |    |    | 17 | 68   | 100 |   |   |   |   |     |     |
|   |  | 88-93       |     | • | M/T+A/T |      | 15-1038      |     | 29 | 19 | 48 | 72,3 | 77  |   |   |   |   | 14a | 2   |
| 1.1 Special (33-36-40-41 kW) Eng. 10H                 |  | 76-         |     | • | M/T+A/T |      | 13-0039      |     |    |    | 22 | 63   | 96  |   |   |   |   |     |     |
|   |  | 76-         |     | • | M/T+A/T |      | 15-1039      |     | 19 | 19 | 48 | 68,4 | 67  |   |   |   |   | 5   | 2   |
| 1.25 GT (39 kW)                                       |  | 69-         |     | • | M/T+A/T |      | 13-0038      |     |    |    | 17 | 68   | 100 |   |   |   |   |     |     |
|   |  | 69-         |     | • | M/T+A/T |      | 15-1038      |     | 29 | 19 | 48 | 72,3 | 77  |   |   |   |   | 14a | 2   |
| 1.3 (39 kW) Eng. 12A2D                                |  | 92-         |     | • | M/T+A/T |      | 13-0038      |     |    |    | 17 | 68   | 100 |   |   |   |   |     |     |
|   |  | 92-         |     | • | M/T+A/T |      | 15-1038      |     | 29 | 19 | 48 | 72,3 | 77  |   |   |   |   | 14a | 2   |





























## ROVER

599



























|                                   |   |  | L/R |  |  | NOTE    | METELLI ref.   | ABS            | A  | B  | C  | D  | E   | F  | H | I | L | M | Fig |   |
|-----------------------------------|---|---|-----|---|---|---------|----------------|----------------|----|----|----|----|-----|----|---|---|---|---|-----|---|
|                                   |   |   |     |   |   |         |                |                |    |    |    |    |     |    |   |   |   |   |     |   |
| <b>Montego (XE), SW '84-'95</b>   |  | 1/86-88   |     | •   |   | M/T+A/T | <b>13-0014</b> |                |    |    | 20 | 78 | 103 |    |   |   |   |   |     |   |
|                                   |   | 4/84-12/85  |     | •   |   | M/T+A/T | <b>13-0034</b> |                |    |    | 20 | 78 | 103 |    |   |   |   |   |     |   |
|                                   |  | 1/86-88   |     | •   |   | M/T+A/T | <b>15-1205</b> |                | 25 | 22 | 50 | 81 | 53  |    |   |   |   |   | 4   | 2 |
|                                   |   | 4/84-12/85  |     | •   |   | M/T+A/T | <b>15-1061</b> |                | 25 | 22 | 50 | 84 | 53  |    |   |   |   |   | 4   | 2 |
| 1.6 LS,HL (61 kW) Eng. 16HC37     |  | 4/84-88   |     | •   |   | M/T+A/T | <b>13-0034</b> |                |    |    | 20 | 78 | 103 |    |   |   |   |   |     |   |
|                                   |   | 1/86-88   |     | •   |   | M/T+A/T | <b>15-1033</b> |                | 25 | 22 | 50 | 84 | 53  |    |   |   |   | 4 | 2   |   |
|                                   |  | 4/84-12/85  |     | •   |   | M/T+A/T | <b>15-1061</b> |                | 25 | 22 | 50 | 84 | 53  |    |   |   |   | 4 | 2   |   |
| 2.0 (74 kW) Eng. 20H/ HSC         |  | 84-   |     | •   |   | M/T+A/T | <b>13-0034</b> |                |    |    | 20 | 78 | 103 |    |   |   |   |   |     |   |
|                                   |   |  | 84- |   | •   |         | M/T+A/T        | <b>15-1061</b> |    | 25 | 22 | 50 | 84  | 53 |   |   |   |   | 4   | 2 |
| 2.0 EFi, Mayfair (86 kW) Eng. 20H |  | 84-   |     | •   |   | M/T+A/T | <b>13-0034</b> |                |    |    | 20 | 78 | 103 |    |   |   |   |   |     |   |
|                                   |   |  | 84- |   | •   |         | M/T+A/T        | <b>15-1033</b> |    | 25 | 22 | 50 | 84  | 53 |   |   |   |   | 4   | 2 |

## SAAB



































|   |   |    | L/R       |  |  | NOTE                    | METELLI ref.   | ABS            | A  | B  | C    | D    | E   | F  | H | I | L | M  | Fig |   |
|---|---|---|-----------|---|---|-------------------------|----------------|----------------|----|----|------|------|-----|----|---|---|---|----|-----|---|
|   |   |   |           |   |   |                         |                |                |    |    |      |      |     |    |   |   |   |    |     |   |
| <b>90 '84-'87</b>   |    | 8/84-8/87   |           | •   |   | -ABS, M/T               | <b>13-0030</b> |                |    |    | 22   | 90   | 105 |    |   |   |   |    |     |   |
|   |   |    | 8/84-8/87 |   | •   |                         | -ABS, M/T      | <b>15-1031</b> |    | 25 | 25   | 56,6 | 90  | 54 |   |   |   |    | 11  | 3 |
| <b>900 I, SW Coupe '78-'94</b>                                    |    | 1/88-   |           | •   |   | -ABS, M/T               | <b>13-0031</b> |                |    |    | 22   | 83   | 79  |    |   |   |   |    |     |   |
|   |   | 9/79-12/88  |           | •   |   | +ABS, M/T               | <b>13-0024</b> |                |    |    | 22   | 83   | 79  |    |   |   |   |    |     |   |
|   |   | 1/88-   |           | •   |   | -ABS, M/T               | <b>15-1062</b> |                | 25 | 25 | 56,6 | 90   | 54  |    |   |   |   |    | 11  | 3 |
|   |   | 9/79-12/88  |           | •   |   | +ABS, M/T               | <b>15-1143</b> | 94             | 25 | 25 | 56   | 90   | 54  |    |   |   |   |    | 11  | 3 |
| 2.0 c (74-79-80-85-87-93-107 kW) Eng. B20/ B201/ BI20/ BS120 BT20 |  | 78-84   |           | •   |   | -ABS, M/T               | <b>13-0030</b> |                |    |    | 22   | 90   | 105 |    |   |   |   |    |     |   |
|   |   |  | 78-84     |   | •   |                         | -ABS, M/T      | <b>15-1031</b> |    | 25 | 25   | 56,6 | 90  | 54 |   |   |   |    | 11  | 3 |
| 2.0 i (74-79-80-85-87-93-107 kW) Eng. B20/ B201/ BI20/ BS120 BT20 |  | 85-   |           | •   |   | +ABS, M/T, Ch -K7024508 | <b>13-0024</b> |                |    |    | 22   | 83   | 79  |    |   |   |   |    |     |   |
|   |   | 85-90   |           | •   |   | +/-ABS, M/T             | <b>13-0031</b> |                |    |    | 22   | 83   | 79  |    |   |   |   |    |     |   |
|   |  | 85-   |           | •   |   | +ABS, M/T, Ch -K7024508 | <b>15-1143</b> | 94             | 25 | 25 | 56   | 90   | 54  |    |   |   |   |    | 11  | 3 |
|   |   | 85-90   |           | •   |   | -ABS, M/T               | <b>15-1062</b> |                | 25 | 25 | 56,6 | 90   | 54  |    |   |   |   |    | 11  | 3 |
|   |   | -90   |           | •   |   | +ABS, M/T, Ch K7024509- | <b>15-1144</b> | 46             | 25 | 25 | 79   | 90   | 54  |    |   |   |   | 11 | 3   |   |

| <b>900 I, SW Coupe '78-'94</b>                                     |   |    | L/R       |    |    | NOTE                    | METELLI ref.            | ABS            | A  | B  | C  | D    | E   | F    | H | I | L | M | Fig |    |   |
|--|---|---|-----------|---|--|-------------------------|-------------------------|----------------|----|----|----|------|-----|------|---|---|---|---|-----|----|---|
| 2.0 i (85 kW) Eng. B201XI  |    | 1/81-7/85   | •         |   |  | -ABS, M/T               | <b>13-0030</b>          |                |    |    | 22 | 90   | 105 |      |   |   |   |   |     |    |   |
|  |   | 1/88-   | •         |   |  | +ABS, M/T, Ch -K7024508 | <b>13-0024</b>          |                |    |    | 22 | 83   | 79  |      |   |   |   |   |     |    |   |
|  |   | 1/88-90   | •         |   |  | +/-ABS, M/T             | <b>13-0031</b>          |                |    |    | 22 | 83   | 79  |      |   |   |   |   |     |    |   |
|  |    | 1/81-7/85   | •         |   |  |                         | -ABS, M/T               | <b>15-1031</b> |    | 25 | 25 | 56,6 | 90  | 54   |   |   |   |   |     | 11 | 3 |
|  |   | 1/88-   | •         |   |  |                         | +ABS, M/T, Ch -K7024508 | <b>15-1143</b> | 94 | 25 | 25 | 56   | 90  | 54   |   |   |   |   |     | 11 | 3 |
|  |   | 1/88-90   | •         |   |  |                         | -ABS, M/T               | <b>15-1062</b> |    | 25 | 25 | 56,6 | 90  | 54   |   |   |   |   |     | 11 | 3 |
|  |   | -90   | •         |   |  |                         | +ABS, M/T, Ch K7024509- | <b>15-1144</b> | 46 | 25 | 25 | 79   | 90  | 54   |   |   |   |   |     | 11 | 3 |
| 2.0 T. (74-79-80-85-87-93-107 kW) Eng. B20/ B201/ BI20/ BS120 BT20 |    | 1/81-7/85   | •         |   |  | -ABS, M/T               | <b>13-0030</b>          |                |    |    | 22 | 90   | 105 |      |   |   |   |   |     |    |   |
|  |   |    | 1/81-7/85 | •   |  |                         | -ABS, M/T               | <b>15-1031</b> |    | 25 | 25 | 56,6 | 90  | 54   |   |   |   |   |     | 11 | 3 |
| 2.0-16 T. (96-104-118-129 kW) Eng. B202S                           |    | 7/91-94   | •         |   |  | +ABS, M/T               | <b>13-0031</b>          |                |    |    | 22 | 83   | 79  |      |   |   |   |   |     |    |   |
|  |   |    | 7/91-94   | •   |  |                         | +ABS, M/T               | <b>15-1144</b> | 46 | 25 | 25 | 79   | 90  | 54   |   |   |   |   |     | 11 | 3 |
| 2.0-16 T. (96-118-129 kW) Eng. B202L                               |    | 1/93-6/94   | •         |   |  | +ABS                    | <b>13-0032</b>          |                |    |    | 26 | 86   | 138 |      |   |   |   |   |     |    |   |
|  |   |    | 1/93-6/94 | •   |  |                         | +ABS                    | <b>15-1269</b> | 29 | 33 | 25 | 52   | 90  | 59,5 |   |   |   |   |     | 5  | 3 |
| 2.0-16 T., Cabrio (92-118-129 kW) Eng. B202X/ I                    |    | 85-   | •         |   |  | -ABS, M/T               | <b>13-0030</b>          |                |    |    | 22 | 90   | 105 |      |   |   |   |   |     |    |   |
|  |   |    | 85-       | •   |  |                         | -ABS, M/T               | <b>15-1031</b> |    | 25 | 25 | 56,6 | 90  | 54   |   |   |   |   |     | 11 | 3 |
| 2.0-16 T., Cabrio, kat (92-118-125-129 kW) Eng. B202XL             |    | 84-   | •         |   |  | -ABS, M/T               | <b>13-0030</b>          |                |    |    | 22 | 90   | 105 |      |   |   |   |   |     |    |   |
|  |   |    | 84-       | •   |  |                         | -ABS, M/T               | <b>15-1031</b> |    | 25 | 25 | 56,6 | 90  | 54   |   |   |   |   |     | 11 | 3 |
| 2.0-16, Cabrio (87-93-98 kW) Eng. B202I                            |    | 89-   | •         |   |  | +ABS, M/T, Ch -K7024508 | <b>13-0024</b>          |                |    |    | 22 | 83   | 79  |      |   |   |   |   |     |    |   |
|  |   | 89-6/94   | •         |   |  | +/-ABS, M/T             | <b>13-0031</b>          |                |    |    | 22 | 83   | 79  |      |   |   |   |   |     |    |   |
|  |   | -6/94   | •         |   |  |                         | +ABS, M/T, Ch K7024509- | <b>15-1144</b> | 46 | 25 | 25 | 79   | 90  | 54   |   |   |   |   |     | 11 | 3 |
|  |   | 89-   | •         |   |  |                         | +ABS, M/T, Ch -K7024508 | <b>15-1143</b> | 94 | 25 | 25 | 56   | 90  | 54   |   |   |   |   |     | 11 | 3 |
|  |   | 89-6/94   | •         |   |  |                         | -ABS, M/T               | <b>15-1062</b> |    | 25 | 25 | 56,6 | 90  | 54   |   |   |   |   |     | 11 | 3 |
| 2.1-16, Cabrio (100 kW) Eng. B212I                                 |  | 89-93   | •         |   |  | +ABS, M/T               | <b>13-0031</b>          |                |    |    | 22 | 83   | 79  |      |   |   |   |   |     |    |   |
|  |   |  | 89-93     | •   |  |                         | +ABS, M/T               | <b>15-1144</b> | 46 | 25 | 25 | 79   | 90  | 54   |   |   |   |   |     | 11 | 3 |
| <b>900 II, Coupe, Cabrio '93-'98</b>                               |   |  | L/R       |  |  | NOTE                    | METELLI ref.            | ABS            | A  | B  | C  | D    | E   | F    | H | I | L | M | Fig |    |   |
| 2.0-16 (96 kW) Eng. B204I  |  | 94-98   | •         |   |  | +ABS, M/T+A/T           | <b>13-0032</b>          |                |    |    | 26 | 86   | 138 |      |   |   |   |   |     |    |   |
|  |   |  | 94-98     | •   |  |                         | +ABS, M/T+A/T           | <b>15-1269</b> | 29 | 33 | 25 | 52   | 90  | 59,5 |   |   |   |   |     | 5  | 3 |
| 2.0-16 (Exc. Cabrio) (98 kW) Eng. B206I                            |  | 93-94   | •         |   |  | +ABS, M/T+A/T           | <b>13-0032</b>          |                |    |    | 26 | 86   | 138 |      |   |   |   |   |     |    |   |
|  |   |  | 93-94     | •   |  |                         | +ABS, M/T+A/T           | <b>15-1269</b> | 29 | 33 | 25 | 52   | 90  | 59,5 |   |   |   |   |     | 5  | 3 |
| 2.0-16 T. (136 kW) Eng. B204L                                      |  | 93-98   | •         |   |  | +ABS, M/T+A/T           | <b>13-0032</b>          |                |    |    | 26 | 86   | 138 |      |   |   |   |   |     |    |   |
|  |   |  | 93-98     | •   |  |                         | +ABS, M/T+A/T           | <b>15-1269</b> | 29 | 33 | 25 | 52   | 90  | 59,5 |   |   |   |   |     | 5  | 3 |





























# SAAB














| <b>900 II, Coupe, Cabrio '93-'98</b>            |   |  | L/R |  |  | NOTE            | METELLI ref.   | ABS | A  | B  | C    | D  | E    | F | H | I | L | M | Fig |  |
|---|---|---|-----|---|--|-----------------|----------------|-----|----|----|------|----|------|---|---|---|---|---|-----|--|
| 2.3-16 (110 kW) Eng. B234I                      |    | 93-98   |     | ●   |  | +ABS, M/T+A/T   | <b>13-0032</b> |     |    |    | 26   | 86 | 138  |   |   |   |   |   |     |  |
|   |    | 93-98   |     | ●   |  | +ABS, M/T+A/T   | <b>15-1269</b> | 29  | 33 | 25 | 52   | 90 | 59,5 |   |   |   |   | 5 | 3   |  |
| 2.5-24 V6 (125 kW) Eng. B258I                   |    | 93-98   |     | ●   |  | +ABS, M/T+A/T   | <b>13-0032</b> |     |    |    | 26   | 86 | 138  |   |   |   |   |   |     |  |
|   |    | 93-98   |     | ●   |  | +ABS, M/T+A/T   | <b>15-1269</b> | 29  | 33 | 25 | 52   | 90 | 59,5 |   |   |   |   | 5 | 3   |  |
| <b>9000 '84-'98</b>                             |   |  | L/R |  |  | NOTE            | METELLI ref.   | ABS | A  | B  | C    | D  | E    | F | H | I | L | M | Fig |  |
| 2.0-16 (92-94-118-129 kW) Eng. B202I            |    | 89-12/98  |     | ●   |  | +/-ABS, M/T+A/T | <b>13-0031</b> |     |    |    | 22   | 83 | 79   |   |   |   |   |   |     |  |
|   |    | -12/98  |     | ●   |  | +ABS, M/T+A/T   | <b>15-1170</b> | 94  | 26 | 25 | 79   | 90 | 50   |   |   |   |   | 4 | 3   |  |
|   |   | -12/98  |     | ●   |  | -ABS, M/T+A/T   | <b>15-1168</b> |     | 26 | 25 | 56,5 | 90 | 50   |   |   |   |   | 4 | 3   |  |
|   |   | 89-12/98  |     | ●   |  | +ABS, M/T+A/T   | <b>15-1167</b> | 46  | 26 | 25 | 79   | 90 | 51   |   |   |   |   | 4 | 3   |  |
| 2.0-16 (96-110 kW) Eng. B204I/ L                |    | 93-98   |     | ●   |  | +/-ABS, M/T+A/T | <b>13-0031</b> |     |    |    | 22   | 83 | 79   |   |   |   |   |   |     |  |
|   |    | 93-98   |     | ●   |  | +ABS, M/T+A/T   | <b>15-1167</b> | 46  | 26 | 25 | 79   | 90 | 51   |   |   |   |   | 4 | 3   |  |
|   |   | 93-98   |     | ●   |  | -ABS, M/T+A/T   | <b>15-1168</b> |     | 26 | 25 | 56,5 | 90 | 50   |   |   |   |   | 4 | 3   |  |
| 2.0-16 T. (127 kW) Eng. B202                    |    | 6/89-12/92  |     | ●   |  | +/-ABS, M/T+A/T | <b>13-0031</b> |     |    |    | 22   | 83 | 79   |   |   |   |   |   |     |  |
|   |    | 6/89-12/92  |     | ●   |  | +ABS, M/T+A/T   | <b>15-1170</b> | 94  | 26 | 25 | 79   | 90 | 50   |   |   |   |   | 4 | 3   |  |
|   |   | 6/89-12/92  |     | ●   |  | -ABS, M/T+A/T   | <b>15-1168</b> |     | 26 | 25 | 56,5 | 90 | 50   |   |   |   |   | 4 | 3   |  |
| 2.0-16 T. (92-94-118-129 kW) Eng. B202X/ XI/ XL |    | 84-93   |     | ●   |  | +/-ABS, M/T+A/T | <b>13-0031</b> |     |    |    | 22   | 83 | 79   |   |   |   |   |   |     |  |
|   |    | 84-93   |     | ●   |  | +ABS, M/T+A/T   | <b>15-1170</b> | 94  | 26 | 25 | 79   | 90 | 50   |   |   |   |   | 4 | 3   |  |
|   |   | 84-93   |     | ●   |  | -ABS, M/T+A/T   | <b>15-1168</b> |     | 26 | 25 | 56,5 | 90 | 50   |   |   |   |   | 4 | 3   |  |
| 2.0-16 T. (96-118-129-136 kW) Eng. B202L        |    | 88-98   |     | ●   |  | +/-ABS, M/T+A/T | <b>13-0130</b> |     |    |    | 24   | 90 | 83   |   |   |   |   |   |     |  |
|   |   | 88-98   |     | ●   |  | +ABS, M/T+A/T   | <b>15-1169</b> | 46  | 26 | 25 | 79   | 98 | 51   |   |   |   |   | 4 | 3   |  |
|   |   | 88-98   |     | ●   |  | -ABS, M/T+A/T   | <b>15-1166</b> |     | 26 | 25 | 56,6 | 98 | 50   |   |   |   |   | 4 | 3   |  |
| 2.3 16 T. (147 kW) Eng. B234L                   |  | 90-   |     | ●   |  | +/-ABS, M/T+A/T | <b>13-0130</b> |     |    |    | 24   | 90 | 83   |   |   |   |   |   |     |  |
|   |  | 90-   |     | ●   |  | +ABS, M/T+A/T   | <b>15-1169</b> | 46  | 26 | 25 | 79   | 98 | 51   |   |   |   |   | 4 | 3   |  |
|   |   | 90-   |     | ●   |  | -ABS, M/T+A/T   | <b>15-1166</b> |     | 26 | 25 | 56,6 | 98 | 50   |   |   |   |   | 4 | 3   |  |
| 2.3-16 (107-108-110 kW) Eng. B234I              |  | 9/89-   |     | ●   |  | +/-ABS, M/T+A/T | <b>13-0031</b> |     |    |    | 22   | 83 | 79   |   |   |   |   |   |     |  |
|   |  | 9/89-   |     | ●   |  | +ABS, M/T+A/T   | <b>15-1167</b> | 46  | 26 | 25 | 79   | 90 | 51   |   |   |   |   | 4 | 3   |  |
|   |   | 9/89-   |     | ●   |  | -ABS, M/T+A/T   | <b>15-1168</b> |     | 26 | 25 | 56,5 | 90 | 50   |   |   |   |   | 4 | 3   |  |
| 2.3-16 T. (143 kW) Eng. B234L                   |  | 90-   |     | ●   |  | +/-ABS, M/T+A/T | <b>13-0130</b> |     |    |    | 24   | 90 | 83   |   |   |   |   |   |     |  |
|   |  | 90-   |     | ●   |  | +ABS, M/T+A/T   | <b>15-1169</b> | 46  | 26 | 25 | 79   | 98 | 51   |   |   |   |   | 4 | 3   |  |
|   |   | 90-   |     | ●   |  | -ABS, M/T+A/T   | <b>15-1166</b> |     | 26 | 25 | 56,6 | 98 | 50   |   |   |   |   | 4 | 3   |  |














| <b>9-3 I (YS3D), Cabrio '98-'02</b>       |   |   | L/R |   |   | NOTE | METELLI ref.   | ABS | A  | B  | C    | D     | E    | F | H | I | L | M | Fig |  |
|---|---|--|-----|--|---|------|----------------|-----|----|----|------|-------|------|---|---|---|---|---|-----|--|
| 2.0 T. (110 kW) Eng. B205E                |    | 01-02  |     | •  |   | +ABS | <b>13-0032</b> |     |    |    | 26   | 86    | 138  |   |   |   |   |   |     |  |
|   |    | 01-02  |     | •  |   | +ABS | <b>15-1269</b> | 29  | 33 | 25 | 52   | 90    | 59,5 |   |   |   |   | 5 | 3   |  |
| 2.0 T. (110-113 kW) Eng. B204E            |    | 2/98-  |     | •  |   | +ABS | <b>13-0032</b> |     |    |    | 26   | 86    | 138  |   |   |   |   |   |     |  |
|   |    | 2/98-  |     | •  |   | +ABS | <b>15-1269</b> | 29  | 33 | 25 | 52   | 90    | 59,5 |   |   |   |   | 5 | 3   |  |
| 2.0 T. (136 kW) Eng. B204L                |    | 2/98-  |     | •  |   | +ABS | <b>13-0032</b> |     |    |    | 26   | 86    | 138  |   |   |   |   |   |     |  |
|   |    | 2/98-  |     | •  |   | +ABS | <b>15-1269</b> | 29  | 33 | 25 | 52   | 90    | 59,5 |   |   |   |   | 5 | 3   |  |
| 2.0 T. (147 kW) Eng. B204R                |    | 2/98-  |     | •  |   | +ABS | <b>13-0032</b> |     |    |    | 26   | 86    | 138  |   |   |   |   |   |     |  |
|   |    | 2/98-  |     | •  |   | +ABS | <b>15-1269</b> | 29  | 33 | 25 | 52   | 90    | 59,5 |   |   |   |   | 5 | 3   |  |
| 2.0-16 (96 kW) Eng. B204I                 |    | 2/98-  |     | •  |   | +ABS | <b>13-0032</b> |     |    |    | 26   | 86    | 138  |   |   |   |   |   |     |  |
|   |    | 2/98-  |     | •  |   | +ABS | <b>15-1269</b> | 29  | 33 | 25 | 52   | 90    | 59,5 |   |   |   |   | 5 | 3   |  |
| 2.2 TiD (Exc. Cabrio) (85 kW) Eng. X22DTH |    | 2/98-  |     | •  |   | +ABS | <b>13-0032</b> |     |    |    | 26   | 86    | 138  |   |   |   |   |   |     |  |
|   |    | 2/98-  |     | •  |   | +ABS | <b>15-1269</b> | 29  | 33 | 25 | 52   | 90    | 59,5 |   |   |   |   | 5 | 3   |  |
| 2.2 TiD (Exc. Cabrio) (92 kW) Eng. D223L  |    | 2/98-  |     | •  |   | +ABS | <b>13-0032</b> |     |    |    | 26   | 86    | 138  |   |   |   |   |   |     |  |
|   |    | 2/98-  |     | •  |   | +ABS | <b>15-1269</b> | 29  | 33 | 25 | 52   | 90    | 59,5 |   |   |   |   | 5 | 3   |  |
| 2.3 i (108-110 kW) Eng. B234I             |    | 2/98-  |     | •  |   | +ABS | <b>13-0032</b> |     |    |    | 26   | 86    | 138  |   |   |   |   |   |     |  |
|   |    | 2/98-  |     | •  |   | +ABS | <b>15-1269</b> | 29  | 33 | 25 | 52   | 90    | 59,5 |   |   |   |   | 5 | 3   |  |
| 2.3 T. (165-169 kW) Eng. B235R            |    | 98-  |     | •  |   | +ABS | <b>13-0338</b> |     |    |    | 26   | 86    | 138  |   |   |   |   |   |     |  |
|   |    | 98-  |     | •  |   | +ABS | <b>15-1487</b> | 29  | 33 | 27 | 59   | 98    | 60   |   |   |   |   | 5 | 2   |  |
| <b>9-3 II (YS3F), SW, Cabrio '02-</b>     |   |  | L/R |  |  | NOTE | METELLI ref.   | ABS | A  | B  | C    | D     | E    | F | H | I | L | M | Fig |  |
| 1.8 i (90 kW) Eng. Z18XE                  |  | 04-  |     | •  |   |      | <b>13-0432</b> |     |    |    | 25   | 90    | 107  |   |   |   |   |   |     |  |
|   |  | 04-  |     | •  |   |      | <b>15-1652</b> |     | 30 | 25 | 52,4 | 89,95 | 59   |   |   |   |   | 7 | 3   |  |
| 1.8 T. (110 kW) Eng. B207E                |  | 02-  |     | •  |   |      | <b>13-0514</b> |     |    |    | 37,5 | 91    | 127  |   |   |   |   |   |     |  |
|   |  | 02-  |     | •  |   |      | <b>15-1599</b> |     | 30 | 28 | 55,4 | 92,1  | 52,5 |   |   |   |   | 7 | 1   |  |
| 1.9 TiD (110 kW) Eng. Z19DTH              |  | 04-  |     | •  |   |      | <b>13-0432</b> |     |    |    | 25   | 90    | 107  |   |   |   |   |   |     |  |
|   |  | 04-  |     | •  |   |      | <b>15-1652</b> |     | 30 | 25 | 52,4 | 89,95 | 59   |   |   |   |   | 7 | 3   |  |
| 1.9 TiD (88 kW) Eng. Z19DT                |  | 04-  |     | •  |   |      | <b>13-0432</b> |     |    |    | 25   | 90    | 107  |   |   |   |   |   |     |  |
|   |  | 04-  |     | •  |   |      | <b>15-1652</b> |     | 30 | 25 | 52,4 | 89,95 | 59   |   |   |   |   | 7 | 3   |  |
| 1.9 TTiD (132 kW) Eng. Z19DTR             |  | 08-  |     | •  |   | M/T  | <b>13-0514</b> |     |    |    | 37,5 | 91    | 127  |   |   |   |   |   |     |  |
|   |  | 08-  |     | •  |   | M/T  | <b>15-1599</b> |     | 30 | 28 | 55,4 | 92,1  | 52,5 |   |   |   |   | 7 | 1   |  |










| <b>9-3 II (YS3F), SW, Cabrio '02-</b> |   |    | L/R |  |  | NOTE | METELLI ref.   | ABS            | A  | B  | C    | D     | E    | F  | H | I | L | M | Fig |   |  |
|---------------------------------------|---|---|-----|---|---|------|----------------|----------------|----|----|------|-------|------|----|---|---|---|---|-----|---|--|
| 2.0 T. (129 kW) Eng. B207L            |    | 02-   |     | •   |   |      | <b>13-0514</b> |                |    |    | 37,5 | 91    | 127  |    |   |   |   |   |     |   |  |
|                                       |   | 07-   |     | •   |   |      | <b>13-0514</b> |                |    |    | 37,5 | 91    | 127  |    |   |   |   |   |     |   |  |
|                                       |    | 02-   |     | •   |   |      | <b>15-1599</b> |                | 30 | 28 | 55,4 | 92,1  | 52,5 |    |   |   |   |   | 7   | 1 |  |
|                                       |   | 07-   |     | •   |   |      | <b>15-1599</b> |                | 30 | 28 | 55,4 | 92,1  | 52,5 |    |   |   |   |   | 7   | 1 |  |
| 2.0 T. (154 kW) Eng. B207R            |    | 02-   |     | •   |   |      | <b>13-0514</b> |                |    |    | 37,5 | 91    | 127  |    |   |   |   |   |     |   |  |
|                                       |   |    | 02- |   | •   |      | <b>15-1599</b> |                | 30 | 28 | 55,4 | 92,1  | 52,5 |    |   |   |   |   | 7   | 1 |  |
| 2.2 TiD (85-88-92 kW) Eng. D223L      |    | 02-   |     | •   |   |      | <b>13-0514</b> |                |    |    | 37,5 | 91    | 127  |    |   |   |   |   |     |   |  |
|                                       |   |    | 02- |   | •   |      | <b>15-1599</b> |                | 30 | 28 | 55,4 | 92,1  | 52,5 |    |   |   |   |   | 7   | 1 |  |
| 2.8 T V6 (188 kW) Eng. B284L          |    | 07-   |     | •   |   |      | <b>13-0514</b> |                |    |    | 37,5 | 91    | 127  |    |   |   |   |   |     |   |  |
|                                       |   |    | 07- |   | •   |      | <b>15-1599</b> |                | 30 | 28 | 55,4 | 92,1  | 52,5 |    |   |   |   |   | 7   | 1 |  |
| 2.8 T. V6 (184 kW) Eng. B638R         |    | 05-   |     | •   |   |      | <b>13-0432</b> |                |    |    | 25   | 90    | 107  |    |   |   |   |   |     |   |  |
|                                       |   |    | 05- |   | •   |      | <b>15-1652</b> |                | 30 | 25 | 52,4 | 89,95 | 59   |    |   |   |   |   | 7   | 3 |  |
| 2.8 T. V6 XWD (206 kW) Eng. B284R     |    | 08-   |     | •   |   |      | <b>13-0514</b> |                |    |    | 37,5 | 91    | 127  |    |   |   |   |   |     |   |  |
|                                       |   |    | 08- |   | •   |      | <b>15-1599</b> |                | 30 | 28 | 55,4 | 92,1  | 52,5 |    |   |   |   |   | 7   | 1 |  |
| <b>9-5 I (YS3E), SW '97-'10</b>       |   |    | L/R |  |  | NOTE | METELLI ref.   | ABS            | A  | B  | C    | D     | E    | F  | H | I | L | M | Fig |   |  |
| 1.9 TiD (110 kW) Eng. Z19DTH          |    | 06-   |     | •   |   | +ABS | <b>13-0337</b> |                |    |    | 26   | 86    | 138  |    |   |   |   |   |     |   |  |
|                                       |   |    | 06- |   | •   |      | +ABS           | <b>15-1486</b> | 29 | 30 | 27   | 59    | 98   | 56 |   |   |   |   | 5   | 1 |  |
| 2.0 T. (110 kW) Eng. B205E            |    | 01-   |     | •   |   | +ABS | <b>13-0337</b> |                |    |    | 26   | 86    | 138  |    |   |   |   |   |     |   |  |
|                                       |   | 97-01   |     | •   |   | +ABS | <b>13-0338</b> |                |    |    | 26   | 86    | 138  |    |   |   |   |   |     |   |  |
|                                       |   | 01-   |     | •   |   | +ABS | <b>15-1486</b> | 29             | 30 | 27 | 59   | 98    | 56   |    |   |   |   |   | 5   | 1 |  |
|                                       |   | 97-01   |     | •   |   | +ABS | <b>15-1487</b> | 29             | 33 | 27 | 59   | 98    | 60   |    |   |   |   |   | 5   | 2 |  |
| 2.2 TiD (85-88-92 kW) Eng. D223L      |  | 02-   |     | •   |   | +ABS | <b>13-0337</b> |                |    |    | 26   | 86    | 138  |    |   |   |   |   |     |   |  |
|                                       |   |  | 02- |   | •   |      | +ABS           | <b>15-1486</b> | 29 | 30 | 27   | 59    | 98   | 56 |   |   |   |   | 5   | 1 |  |
| 2.3 T. (125-169 kW) Eng. B235E        |  | 01-   |     | •   |   | +ABS | <b>13-0337</b> |                |    |    | 26   | 86    | 138  |    |   |   |   |   |     |   |  |
|                                       |   | 97-01   |     | •   |   | +ABS | <b>13-0338</b> |                |    |    | 26   | 86    | 138  |    |   |   |   |   |     |   |  |
|                                       |  | 01-   |     | •   |   | +ABS | <b>15-1486</b> | 29             | 30 | 27 | 59   | 98    | 56   |    |   |   |   |   | 5   | 1 |  |
|                                       |   | 97-01   |     | •   |   | +ABS | <b>15-1487</b> | 29             | 33 | 27 | 59   | 98    | 60   |    |   |   |   |   | 5   | 2 |  |
| 2.3 T. (136 kW) Eng. B235E            |  | 01-12/01  |     | •   |   | +ABS | <b>13-0338</b> |                |    |    | 26   | 86    | 138  |    |   |   |   |   |     |   |  |
|                                       |   | 02-   |     | •   |   | +ABS | <b>13-0337</b> |                |    |    | 26   | 86    | 138  |    |   |   |   |   |     |   |  |
|                                       |  | 01-12/01  |     | •   |   | +ABS | <b>15-1487</b> | 29             | 33 | 27 | 59   | 98    | 60   |    |   |   |   |   | 5   | 2 |  |
|                                       |   | 02-   |     | •   |   | +ABS | <b>15-1486</b> | 29             | 30 | 27 | 59   | 98    | 56   |    |   |   |   |   | 5   | 1 |  |



























| 9-5 I (YS3E), SW '97-'10    |   |  | L/R |  |  | NOTE      | METELLI ref. | ABS | A  | B  | C  | D  | E   | F | H | I | L | M | Fig |   |   |
|-----------------------------|---|---|-----|---|--|-----------|--------------|-----|----|----|----|----|-----|---|---|---|---|---|-----|---|---|
| 2.3 T. (162 kW) Eng. B235L  |  | 03-   |     | •   |  | +ABS      | 13-0337      |     |    |    | 26 | 86 | 138 |   |   |   |   |   |     |   |   |
|                             |  | 03-   |     | •   |  | +ABS      | 15-1486      | 29  | 30 | 27 | 59 | 98 | 56  |   |   |   |   |   | 5   | 1 |   |
| 2.3 T. (169 kW) Eng. B235R  |  | 99-01   |     | •   |  | +ABS      | 13-0338      |     |    |    | 26 | 86 | 138 |   |   |   |   |   |     |   |   |
|                             |  | 99-01   |     | •   |  | +ABS      | 15-1487      | 29  | 33 | 27 | 59 | 98 | 60  |   |   |   |   |   | 5   | 2 |   |
| 2.3 T. (184 kW) Eng. B235R  |  | 01-   |     | •   |  |           | 13-0337      |     |    |    | 26 | 86 | 138 |   |   |   |   |   |     |   |   |
|                             |  | 01-   |     | •   |  |           | 15-1486      | 29  | 30 | 27 | 59 | 98 | 56  |   |   |   |   |   | 5   | 1 |   |
| 3.0 TiD (130 kW) Eng. D308L |  | 01-   |     | •   |  | +ABS      | 13-0337      |     |    |    | 26 | 86 | 138 |   |   |   |   |   |     |   |   |
|                             |  | 01-   |     | •   |  | +ABS      | 15-1486      | 29  | 30 | 27 | 59 | 98 | 56  |   |   |   |   |   | 5   | 1 |   |
| 3.0 V6t (147 kW) Eng. B308E |  | 01-   |     | •   |  | +ABS      | 13-0337      |     |    |    | 26 | 86 | 138 |   |   |   |   |   |     |   |   |
|                             |   | 98-01   |     | •   |  | +ABS, A/T | 13-0338      |     |    |    | 26 | 86 | 138 |   |   |   |   |   |     |   |   |
|                             |  | 01-   |     | •   |  | +ABS      | 15-1486      | 29  | 30 | 27 | 59 | 98 | 56  |   |   |   |   |   |     | 5 | 1 |
|                             |   | 98-01   |     | •   |  | +ABS, A/T | 15-1487      | 29  | 33 | 27 | 59 | 98 | 60  |   |   |   |   |   |     | 5 | 2 |

































  

| 99 '72-'84                                |   |  | L/R |  |  | NOTE              | METELLI ref. | ABS | A  | B  | C    | D  | E   | F | H | I | L | M | Fig |   |
|---|---|---|-----|---|--|-------------------|--------------|-----|----|----|------|----|-----|---|---|---|---|---|-----|---|
| 2.0 (70 kW) Eng. B20P                     |    | 72-   |     | •   |  | M/T, Ch C6010842- | 13-0030      |     |    |    | 22   | 90 | 105 |   |   |   |   |   |     |   |
|   |    | 72-   |     | •   |  | M/T, Ch C6010842- | 15-1031      |     | 25 | 25 | 56,6 | 90 | 54  |   |   |   |   |   | 11  | 3 |
| 2.0 (74-85-87-80-93 kW) Eng. B20C/ B20I   |    | 74-   |     | •   |  | M/T, Ch C6010842- | 13-0030      |     |    |    | 22   | 90 | 105 |   |   |   |   |   |     |   |
|   |    | 74-   |     | •   |  | M/T, Ch C6010842- | 15-1031      |     | 25 | 25 | 56,6 | 90 | 54  |   |   |   |   |   | 11  | 3 |
| 2.0 (74-85-87-80-93 kW) Eng. B20I         |    | 74-   |     | •   |  | M/T, Ch C6010842- | 13-0030      |     |    |    | 22   | 90 | 105 |   |   |   |   |   |     |   |
|   |    | 74-   |     | •   |  | M/T, Ch C6010842- | 15-1031      |     | 25 | 25 | 56,6 | 90 | 54  |   |   |   |   |   | 11  | 3 |
| 2.0 (74-85-87-80-93 kW) Eng. BH120/ B20IH |   | 72-   |     | •   |  | M/T, Ch C6010842- | 13-0030      |     |    |    | 22   | 90 | 105 |   |   |   |   |   |     |   |
|   |  | 72-   |     | •   |  | M/T, Ch C6010842- | 15-1031      |     | 25 | 25 | 56,6 | 90 | 54  |   |   |   |   |   | 11  | 3 |



































## SEAT































| 127 (127A) '72-'82        |   |  | L/R |  |  | NOTE | METELLI ref. | ABS | A  | B  | C    | D  | E  | F | H | I | L | M | Fig |   |   |
|---------------------------|---|---|-----|---|--|------|--------------|-----|----|----|------|----|----|---|---|---|---|---|-----|---|---|
| 0.9 (33 kW) Eng. A112A5   |  | 3/80-82   |     | •   |  |      | 13-0002      |     |    |    | 20   | 68 | 80 |   |   |   |   |   |     |   |   |
|                           |   | 72-2/80   |     | •   |  |      | 13-0001      |     |    |    | 20   | 68 | 80 |   |   |   |   |   |     |   |   |
|                           |  | 3/80-82   |     | •   |  |      | 15-1019      |     | 20 | 20 | 43,1 | 80 | 55 |   |   |   |   |   |     | 4 | 3 |
|                           |   | 72-2/80   |     | •   |  |      | 15-1001      |     | 20 | 20 | 43,1 | 80 | 55 |   |   |   |   |   |     | 4 | 3 |
| 1.0 (38 kW) Eng. 127A.000 |  | -82   |     | •   |  |      | 13-0002      |     |    |    | 20   | 68 | 80 |   |   |   |   |   |     |   |   |
|                           |  | -82   |     | •   |  |      | 15-1019      |     | 20 | 20 | 43,1 | 80 | 55 |   |   |   |   |   |     | 4 | 3 |


























| 128 '76-'80                            |   |    | L/R       |  |  | NOTE | METELLI ref.   | ABS     | A  | B  | C    | D    | E    | F   | H | I  | L   | M   | Fig |   |
|--|---|---|-----------|---|--|------|----------------|---------|----|----|------|------|------|-----|---|----|-----|-----|-----|---|
| 1.2 (49 kW)                            |    | 76-80   |           | •   |  |      | 13-0002        |         |    |    | 20   | 68   | 80   |     |   |    |     |     |     |   |
|  |    | 76-80   |           | •   |  |      | 15-1019        |         | 20 | 20 | 43,1 | 80   | 55   |     |   |    |     | 4   | 3   |   |
| 1.4 (57 kW)                            |    | 76-80   |           | •   |  |      | 13-0002        |         |    |    | 20   | 68   | 80   |     |   |    |     |     |     |   |
|  |    | 76-80   |           | •   |  |      | 15-1019        |         | 20 | 20 | 43,1 | 80   | 55   |     |   |    |     | 4   | 3   |   |
| Alhambra I (7V8, 7V9) '96-'10          |   |    | L/R       |  |  | NOTE | METELLI ref.   | ABS     | A  | B  | C    | D    | E    | F   | H | I  | L   | M   | Fig |   |
| 1.8 T. 20v (110 kW) Eng. AJH/ AWC      |    | 5/00-   |           | •   |  | +ABS | 13-0306        |         |    |    | 26   | 86   | 138  |     |   |    |     |     |     |   |
|  |   | 97-4/00   |           | •   |  | +ABS | 13-0266        |         |    |    | 26   | 86   | 138  |     |   |    |     |     |     |   |
|  |    | 5/00-   |           | •   |  | +ABS | 15-1444        | 48      | 38 | 36 | 60   | 97,5 | 34   |     |   |    |     |     | 13  | 2 |
|  |   | 97-4/00   |           | •   |  | +ABS | 15-1389        | 48      | 38 | 27 | 60   | 93,3 | 34   |     |   |    |     |     | 13  | 2 |
| 1.9 TDi (110 kW) Eng. BTB              |    | 05-   |           | •   |  | +ABS | 13-0266        |         |    |    | 26   | 86   | 138  |     |   |    |     |     |     |   |
|  |   |    | 05-       |   | •  |      | +ABS           | 15-1389 | 48 | 38 | 27   | 60   | 93,3 | 34  |   |    |     |     | 13  | 2 |
| 1.9 TDi (66 kW) Eng. 1Z/ AHU/ ANU      |    | 5/00-   |           | •   |  | +ABS | 13-0306        |         |    |    | 26   | 86   | 138  |     |   |    |     |     |     |   |
|  |   | 8/96-4/00   |           | •   |  | +ABS | 13-0266        |         |    |    | 26   | 86   | 138  |     |   |    |     |     |     |   |
|  |    | 5/00-   |           | •   |  | +ABS | 15-1444        | 48      | 38 | 36 | 60   | 97,5 | 34   |     |   |    |     |     | 13  | 2 |
|  |   | 8/96-4/00   |           | •   |  | +ABS | 15-1389        | 48      | 38 | 27 | 60   | 93,3 | 34   |     |   |    |     |     | 13  | 2 |
|  |    | 8/96-   | L         |   |  |      | +ABS           | 17-0360 | 48 | 38 | 28   | 26   | 98   | 101 |   | 34 | 100 | 620 | s19 |   |
|  |   | 8/96-   | R         |   |  |      | +ABS           | 17-0267 | 48 | 38 | 28   | 35   | 98   | 104 |   | 34 | 40  | 558 | s18 |   |
| 1.9 TDi (81 kW) Eng. AFN               |    | 8/96-4/00   |           | •   |  | +ABS | 13-0266        |         |    |    | 26   | 86   | 138  |     |   |    |     |     |     |   |
|  |   |    | 8/96-4/00 |   | •  |      | +ABS           | 15-1389 | 48 | 38 | 27   | 60   | 93,3 | 34  |   |    |     |     | 13  | 2 |
|  |   | 8/96-   | L         |   |  |      | +ABS           | 17-0360 | 48 | 38 | 28   | 26   | 98   | 101 |   | 34 | 100 | 620 | s19 |   |
|  |   | 8/96-   | R         |   |  |      | +ABS           | 17-0267 | 48 | 38 | 28   | 35   | 98   | 104 |   | 34 | 40  | 558 | s18 |   |
| 1.9 TDi, 4motion (85 kW) Eng. AUY/ BVK |  | 6/00-   |           | •   |  | +ABS | 13-0306        |         |    |    | 26   | 86   | 138  |     |   |    |     |     |     |   |
|  |   |  | 6/00-     |   | •  |      | +ABS           | 15-1444 | 48 | 38 | 36   | 60   | 97,5 | 34  |   |    |     |     | 13  | 2 |
|  |  | 00-   | L/R       |   |  |      | +ABS, FWD, A/T | 17-0546 | 48 | 38 |      |      | 100  |     |   | 34 |     | 486 |     |   |
|  |   | 6/00-   | L/R       |   |  |      | +ABS, FWD, M/T | 17-0547 | 48 | 38 |      |      | 100  |     |   | 34 |     | 507 |     |   |
| 1.9 TDi, 4x4 (96 kW) Eng. ASZ          |  | 11/02-  |           | •   |  | +ABS | 13-0306        |         |    |    | 26   | 86   | 138  |     |   |    |     |     |     |   |
|  |   |  | 11/02-    |   | •  |      | +ABS           | 15-1444 | 48 | 38 | 36   | 60   | 97,5 | 34  |   |    |     |     | 13  | 2 |
|  |  | 11/02-  | L/R       |   |  |      | +ABS, A/T      | 17-0546 | 48 | 38 |      |      | 100  |     |   | 34 |     | 486 |     |   |
|  |   | 11/02-  | L/R       |   |  |      | +ABS, M/T      | 17-0547 | 48 | 38 |      |      | 100  |     |   | 34 |     | 507 |     |   |

| <b>Alhambra I (7V8, 7V9) '96-'10</b>       |   |  | L/R |  |  | NOTE                                    | METELLI ref.    | ABS            | A  | B  | C    | D    | E    | F   | H  | I  | L   | M   | Fig |  |  |
|--|---|---|-----|---|--|---|-----------------|----------------|----|----|------|------|------|-----|----|----|-----|-----|-----|--|--|
| 2.0 i (85 kW) Eng. ADY/ ATM                |    | 5/00-   |     | •   |  | +ABS                                    | <b>13-0306</b>  |                |    |    | 26   | 86   | 138  |     |    |    |     |     |     |  |  |
|  |   | 8/96-4/00   |     | •   |  | +ABS, Eng. ADY                          | <b>13-0266</b>  |                |    |    | 26   | 86   | 138  |     |    |    |     |     |     |  |  |
|  |    | 5/00-   |     | •   |  | +ABS                                    | <b>15-1444</b>  | 48             | 38 | 36 | 60   | 97,5 | 34   |     |    |    |     | 13  | 2   |  |  |
|  |   | 8/96-4/00   |     | •   |  | +ABS, Eng. ADY                          | <b>15-1389</b>  | 48             | 38 | 27 | 60   | 93,3 | 34   |     |    |    |     | 13  | 2   |  |  |
|  |    | 8/96-   | L   |   |  |   | +ABS, Eng. ADY  | <b>17-0360</b> | 48 | 38 | 28   | 26   | 98   | 101 |    | 34 | 100 | 620 | s19 |  |  |
|  |   | 8/96-   | R   |   |  |   | +ABS, Eng. ADY  | <b>17-0267</b> | 48 | 38 | 28   | 35   | 98   | 104 |    | 34 | 40  | 558 | s18 |  |  |
| 2.0 TDi (103 kW) Eng. BRT                  |    | 05-   |     | •   |  | +ABS                                    | <b>13-0306</b>  |                |    |    | 26   | 86   | 138  |     |    |    |     |     |     |  |  |
|  |    | 05-   |     | •   |  | +ABS                                    | <b>15-1444</b>  | 48             | 38 | 36 | 60   | 97,5 | 34   |     |    |    |     | 13  | 2   |  |  |
| 2.8 V6 (150 kW) Eng. AYL                   |    | 6/00-   |     | •   |  | +ABS                                    | <b>13-0306</b>  |                |    |    | 26   | 86   | 138  |     |    |    |     |     |     |  |  |
|  |    | 6/00-   |     | •   |  | +ABS                                    | <b>15-1444</b>  | 48             | 38 | 36 | 60   | 97,5 | 34   |     |    |    |     | 13  | 2   |  |  |
|  |    | 6/00-   | L/R |   |  | +ABS, A/T                               | <b>17-0546</b>  | 48             | 38 |    |      | 100  |      |     | 34 |    | 486 |     |     |  |  |
|  |   | 6/00-   | L/R |   |  | +ABS, M/T                               | <b>17-0547</b>  | 48             | 38 |    |      | 100  |      |     | 34 |    | 507 |     |     |  |  |
| <b>Alhambra II (710) '10-</b>              |   |  | L/R |  |  | NOTE                                    | METELLI ref.    | ABS            | A  | B  | C    | D    | E    | F   | H  | I  | L   | M   | Fig |  |  |
| 2.0 TDi, 4x4 (103 kW) Eng. CFFB            |    | 10-   |     | •   |  | +ABS                                    | <b>13-0306</b>  |                |    |    | 26   | 86   | 138  |     |    |    |     |     |     |  |  |
|  |    | 10-   |     | •   |  | +ABS                                    | <b>15-1444</b>  | 48             | 38 | 36 | 60   | 97,5 | 34   |     |    |    |     | 13  | 2   |  |  |
| <b>Altea (5P1) / Altea XL '04-</b>         |   |  | L/R |  |  | NOTE                                    | METELLI ref.    | ABS            | A  | B  | C    | D    | E    | F   | H  | I  | L   | M   | Fig |  |  |
| 1.2 TSi (77 kW) Eng. CBZB                  |    | 10-   |     | •   |  |   | <b>13-0319</b>  |                |    |    | 26   | 87   | 117  |     |    |    |     |     |     |  |  |
|  |    | 10-   |     | •   |  |   | <b>15-1467</b>  |                | 36 | 30 | 59,5 | 90   | 40   |     |    |    |     | 13  | 2   |  |  |
|  |    | 10-   |     |   | •  | M/T, Exc. Doppia Frizione/Double Clutch | <b>16-1010C</b> |                |    | 33 |      | 100  |      |     |    |    |     |     |     |  |  |
| 1.4 16v (63 kW) Eng. BXW/ CGGB             |  | 07-   |     | •   |  |   | <b>13-0321</b>  |                |    |    | 22   | 76   | 113  |     |    |    |     |     |     |  |  |
|  |  | 07-   |     | •   |  |   | <b>14-0020</b>  |                |    |    | 21   | 94   | 97   |     |    |    |     |     |     |  |  |
|  |  | 07-   |     | •   |  |   | <b>15-1465</b>  |                | 36 | 30 | 59,5 | 81   | 40,3 |     |    |    |     | 13  | 2   |  |  |
|  |  | 07-   |     |   | •  |   | <b>16-1022</b>  |                |    | 33 |      | 94   |      |     |    |    |     |     |     |  |  |
| 1.4 TSi (92 kW) Eng. CAXA/ CAXC            |  | 07-   |     | •   |  |   | <b>13-0319</b>  |                |    |    | 26   | 87   | 117  |     |    |    |     |     |     |  |  |
|  |  | 07-   |     | •   |  |   | <b>15-1467</b>  |                | 36 | 30 | 59,5 | 90   | 40   |     |    |    |     | 13  | 2   |  |  |
|  |  | 07-   |     |   | •  | M/T, Exc. Doppia Frizione/Double Clutch | <b>16-1010C</b> |                |    | 33 |      | 100  |      |     |    |    |     |     |     |  |  |
| 1.6 (75 kW) Eng. BGU/ BSE/ BSF/ CCSA/ CMXA |  | 4/04-   |     | •   |  | M/T+A/T, Tiptronic                      | <b>13-0319</b>  |                |    |    | 26   | 87   | 117  |     |    |    |     |     |     |  |  |
|  |  | 4/04-   |     | •   |  | Tiptronic                               | <b>15-1467</b>  |                | 36 | 30 | 59,5 | 90   | 40   |     |    |    |     | 13  | 2   |  |  |
|  |   | 4/04-   |     | •   |  | M/T, 5Sp                                | <b>15-1462</b>  |                | 36 | 30 | 59,6 | 89,9 | 40   |     |    |    |     | 13  | 2   |  |  |
|  |  | 04-   |     |   | •  | M/T, Exc. Doppia Frizione/Double Clutch | <b>16-1010C</b> |                |    | 33 |      | 100  |      |     |    |    |     |     |     |  |  |














































| Altea (5P1) / Altea XL '04-                |   |  | L/R |  |  | NOTE | METELLI ref. | ABS | A  | B  | C    | D     | E    | F | H  | I | L   | M   | Fig |  |  |
|--|---|---|-----|---|--|------|--------------|-----|----|----|------|-------|------|---|----|---|-----|-----|-----|--|--|
| 2.0 TDi (100 kW) Eng. AZV                  |    | 04-   |     | •   |  |      | 13-0320      |     |    |    | 25   | 90    | 107  |   |    |   |     |     |     |  |  |
|  |    | 04-   |     | •   |  |      | 15-1463      |     | 36 | 27 | 59,5 | 97,95 | 40,5 |   |    |   |     | 13  | 2   |  |  |
| 2.0 TDi DPF, 4WD (125 kW) Eng. BMN/ CEGA   |    | 05-   |     | •   |  |      | 13-0320      |     |    |    | 25   | 90    | 107  |   |    |   |     |     |     |  |  |
|  |    | 05-   |     | •   | 6Sp  |      | 13-0436      |     |    |    | 27,3 | 96,5  | 109  |   |    |   |     |     |     |  |  |
|  |    | 05-   |     | •   |  |      | 15-1463      |     | 36 | 27 | 59,5 | 97,95 | 40,5 |   |    |   |     | 13  | 2   |  |  |
|  |    | 05-   |     | •   | 6Sp  |      | 15-1658      |     | 36 | 27 | 59,5 | 100,1 | 40   |   |    |   |     | 13  | 1   |  |  |
|  |    | 05-   |     | •   | M/T, Exc. Doppia Frizione/Double Clutch  |      | 16-1010C     |     |    | 33 |      |       | 100  |   |    |   |     |     |     |  |  |
| 2.0 TDi,4WD (103 kW) Eng. BKD/ BMM/ CFHC   |    | 04-   |     | •   |  |      | 13-0320      |     |    |    | 25   | 90    | 107  |   |    |   |     |     |     |  |  |
|  |    | 04-   |     | •   |  |      | 15-1463      |     | 36 | 27 | 59,5 | 97,95 | 40,5 |   |    |   |     | 13  | 2   |  |  |
| 2.0 TFSi 4WD (155 kW) Eng. CCZB            |    | 09-   |     | •   |  |      | 13-0321      |     |    |    | 22   | 76    | 113  |   |    |   |     |     |     |  |  |
|  |    | 09-   |     | •   |  |      | 15-1465      |     | 36 | 30 | 59,5 | 81    | 40,3 |   |    |   |     | 13  | 2   |  |  |
| 2.0 TFSi FR, 4WD (147 kW) Eng. BWA         |    | 05-   |     | •   |  |      | 13-0320      |     |    |    | 25   | 90    | 107  |   |    |   |     |     |     |  |  |
|  |    | 05-   |     | •   |  |      | 15-1463      |     | 36 | 27 | 59,5 | 97,95 | 40,5 |   |    |   |     | 13  | 2   |  |  |
|  |    | 05-   |     | •   | M/T, Exc. Doppia Frizione/Double Clutch  |      | 16-1010C     |     |    | 33 |      |       | 100  |   |    |   |     |     |     |  |  |
| Arosa (6H) '97-                            |   |  | L/R |  |  | NOTE | METELLI ref. | ABS | A  | B  | C    | D     | E    | F | H  | I | L   | M   | Fig |  |  |
| 1.0 (37 kW) Eng. AHT                       |    | 5/97-   |     | •   | M/T+A/T  |      | 13-0153      |     |    |    | 20   | 68    | 80   |   |    |   |     |     |     |  |  |
|  |    | 5/97-   |     | •   | M/T+A/T  |      | 15-1190      |     | 22 | 30 | 53   | 81    | 48   |   |    |   |     | 11  | 2   |  |  |
|  |    | 5/97-   | L   |   | -ABS   |      | 17-0433      |     | 22 | 33 |      | 81    | 92   |   | 78 |   | 515 | s10 |     |  |  |
|  |    | 5/97-   | R   |   | -ABS   |      | 17-0434      |     | 22 | 33 |      | 81    | 92   |   | 78 |   | 736 | s10 |     |  |  |
| 1.0 i (37 kW) Eng. AER/ ALD/ ALL/ ANV/ AUC |   | 5/97-   |     | •   | M/T+A/T  |      | 13-0153      |     |    |    | 20   | 68    | 80   |   |    |   |     |     |     |  |  |
|  |  | 5/97-   |     | •   | M/T+A/T  |      | 15-1190      |     | 22 | 30 | 53   | 81    | 48   |   |    |   |     | 11  | 2   |  |  |
|  |  | 5/97-   | L   |   | -ABS   |      | 17-0433      |     | 22 | 33 |      | 81    | 92   |   | 78 |   | 515 | s10 |     |  |  |
|  |  | 5/97-   | R   |   | -ABS   |      | 17-0434      |     | 22 | 33 |      | 81    | 92   |   | 78 |   | 736 | s10 |     |  |  |
| 1.4 (44 kW) Eng. AEX/ AKV/ APQ             |  | 5/97-   |     | •   | M/T+A/T  |      | 13-0153      |     |    |    | 20   | 68    | 80   |   |    |   |     |     |     |  |  |
|  |  | 5/97-   |     | •   | A/T  |      | 14-0021      |     |    |    | 21   | 89    | 97   |   |    |   |     |     |     |  |  |
|  |  | 5/97-   |     | •   | M/T+A/T  |      | 15-1190      |     | 22 | 30 | 53   | 81    | 48   |   |    |   |     | 11  | 2   |  |  |
|  |  | 5/97-   |     | •   | A/T  |      | 16-1023      |     |    | 33 |      |       | 92   |   |    |   |     |     |     |  |  |
|  |  | 5/97-   | L   |   | -ABS   |      | 17-0433      |     | 22 | 33 |      | 81    | 92   |   | 78 |   | 515 | s10 |     |  |  |
|  |  | 5/97-   | R   |   | -ABS   |      | 17-0434      |     | 22 | 33 |      | 81    | 92   |   | 78 |   | 736 | s10 |     |  |  |


































| <b>Arosa (6H) '97-</b>                       |   |    | L/R |    |    | NOTE   | METELLI ref.    | ABS     | A  | B  | C  | D   | E    | F  | H | I  | L | M   | Fig |  |
|--|---|---|-----|---|---|--|-----------------|---------|----|----|----|-----|------|----|---|----|---|-----|-----|--|
| 1.4 (44 kW) Eng. AKK/ AUD                    |    | 5/97-   |     | •   |   | M/T+A/T  | 13-0153         |         |    |    | 20 | 68  | 80   |    |   |    |   |     |     |  |
|  |    | 5/97-   |     |   | •   | A/T  | 14-0021         |         |    |    | 21 | 89  | 97   |    |   |    |   |     |     |  |
|  |    | 5/97-   |     | •   |   | M/T+A/T  | 15-1190         |         | 22 | 30 | 53 | 81  | 48   |    |   |    |   | 11  | 2   |  |
|  |    | 5/97-   |     |   | •   | A/T  | 16-1023         |         |    | 33 |    | 92  |      |    |   |    |   |     |     |  |
|  |    | 5/97-   | L   |   |   |  | -ABS            | 17-0433 |    | 22 | 33 |     | 81   | 92 |   | 78 |   | 515 | s10 |  |
|  |   | 5/97-   | R   |   |   |  | -ABS            | 17-0434 |    | 22 | 33 |     | 81   | 92 |   | 78 |   | 736 | s10 |  |
| 1.4 (44 kW) Eng. ANW                         |    | 5/97-   |     | •   |   | M/T+A/T  | 13-0153         |         |    |    | 20 | 68  | 80   |    |   |    |   |     |     |  |
|  |    | 5/97-   |     |   | •   | A/T  | 14-0021         |         |    |    | 21 | 89  | 97   |    |   |    |   |     |     |  |
|  |    | 5/97-   |     | •   |   | M/T+A/T  | 15-1190         |         | 22 | 30 | 53 | 81  | 48   |    |   |    |   | 11  | 2   |  |
|  |    | 5/97-   |     |   | •   | A/T  | 16-1023         |         |    | 33 |    | 92  |      |    |   |    |   |     |     |  |
|  |    | 5/97-   | L   |   |   |  | -ABS            | 17-0433 |    | 22 | 33 |     | 81   | 92 |   | 78 |   | 515 | s10 |  |
|  |   | 5/97-   | R   |   |   |  | -ABS            | 17-0434 |    | 22 | 33 |     | 81   | 92 |   | 78 |   | 736 | s10 |  |
| 1.4 16v (74 kW) Eng. AFK/ ANM/ AQQ/ AUB      |    | 1/00-   |     | •   |   |  | 13-0153         |         |    |    | 20 | 68  | 80   |    |   |    |   |     |     |  |
|  |    | 1/00-   |     | •   |   |  | 15-1190         |         | 22 | 30 | 53 | 81  | 48   |    |   |    |   | 11  | 2   |  |
|  |    | 1/00-   | L   |   |   |  |                 | 17-0433 |    | 22 | 33 |     | 81   | 92 |   | 78 |   | 515 | s10 |  |
|  |   | 1/00-   | R   |   |   |  |                 | 17-0434 |    | 22 | 33 |     | 81   | 92 |   | 78 |   | 736 | s10 |  |
| 1.4 TDi (55 kW) Eng. AMF                     |    | 10/00-  |     | •   |   | M/T+A/T, +SE   | 13-0283         |         |    |    | 26 | 87  | 117  |    |   |    |   |     |     |  |
|  |    | 10/00-  |     | •   |   | M/T+A/T, +SE   | 15-1414         |         | 36 | 30 | 52 | 90  | 43,5 |    |   |    |   | 11  | 2   |  |
|  |    | 1/00-   |     |   | •   | M/T+A/T, G.Box:GAX, Exc. Doppia Frizione/Double Clutch | 16-1010C        |         |    | 33 |    | 100 |      |    |   |    |   |     |     |  |
| 1.7 SDi (44 kW) Eng. AKU                     |   | 8/97-   |     | •   |   | M/T+A/T  | 13-0153         |         |    |    | 20 | 68  | 80   |    |   |    |   |     |     |  |
|  |  | 8/97-   |     | •   |   | M/T+A/T  | 15-1190         |         | 22 | 30 | 53 | 81  | 48   |    |   |    |   | 11  | 2   |  |
|  |  | 97-   | L   |   |   |  |                 | 17-0433 |    | 22 | 33 |     | 81   | 92 |   | 78 |   | 515 | s10 |  |
|  |   | 97-   | R   |   |   |  |                 | 17-0434 |    | 22 | 33 |     | 81   | 92 |   | 78 |   | 736 | s10 |  |
| <b>Cordoba I (6K2/C2/6K5), Vario '93-'99</b> |   |  | L/R |  |  | NOTE   | METELLI ref.    | ABS     | A  | B  | C  | D   | E    | F  | H | I  | L | M   | Fig |  |
| 1.4 (44 kW) Eng. AEX/ AKV/ ANX/ APQ          |  | 96-99   |     | •   |   | M/T, Exc. Vario  | 13-0005         |         |    |    | 20 | 68  | 80   |    |   |    |   |     |     |  |
|  |  | 96-99   |     |   | •   | M/T, Exc. Vario  | 14-0004         |         |    |    | 21 | 89  | 97   |    |   |    |   |     |     |  |
|  |  | 96-99   |     | •   |   | M/T, Exc. Vario  | 15-1021         |         | 22 | 30 | 53 | 81  | 48   |    |   |    |   | 11  | 2   |  |
|  |  | 96-99   |     |   | •   | M/T, Exc. Vario  | 16-1003         |         |    | 33 |    | 92  |      |    |   |    |   |     |     |  |
|  |  | 96-99   | L   |   |   |  | M/T, Exc. Vario | 17-0121 |    | 22 | 33 |     | 81   | 94 |   | 78 |   | 562 | s10 |  |
|  |   | 96-99   | R   |   |   |  | M/T, Exc. Vario | 17-0126 |    | 22 | 33 |     | 81   | 94 |   | 78 |   | 760 | s10 |  |




































| Cordoba I (6K2/C2/6K5), Vario '93-'99 |    | L/R   |  |  | NOTE            | METELLI ref.    | ABS     | A  | B  | C  | D  | E  | F  | H | I  | L | M   | Fig |   |  |
|---------------------------------------|---|-------|---|---|-----------------|-----------------|---------|----|----|----|----|----|----|---|----|---|-----|-----|---|--|
| 1.4 (44 kW) Eng. AKK/ AUD             |    | 6/94- |   | ●   | M/T, Exc. Vario | 13-0005         |         |    |    | 20 | 68 | 80 |    |   |    |   |     |     |   |  |
|                                       |    | 6/94- |   | ●   | M/T, Exc. Vario | 14-0004         |         |    |    | 21 | 89 | 97 |    |   |    |   |     |     |   |  |
|                                       |    | 6/94- |   | ●   | M/T, Exc. Vario | 15-1021         |         | 22 | 30 | 53 | 81 | 48 |    |   |    |   |     | 11  | 2 |  |
|                                       |    | 6/94- |   | ●   | M/T, Exc. Vario | 16-1003         |         |    | 33 |    | 92 |    |    |   |    |   |     |     |   |  |
|                                       |    | 6/94- | L   |   |                 | M/T, Exc. Vario | 17-0121 |    | 22 | 33 |    | 81 | 94 |   | 78 |   | 562 | s10 |   |  |
|                                       |   | 6/94- | R   |   |                 | M/T, Exc. Vario | 17-0126 |    | 22 | 33 |    | 81 | 94 |   | 78 |   | 760 | s10 |   |  |
| 1.4 (44 kW) Eng. ANW                  |    | 96-99 |   | ●   | M/T, Exc. Vario | 13-0005         |         |    |    | 20 | 68 | 80 |    |   |    |   |     |     |   |  |
|                                       |    | 96-99 |   | ●   | M/T, Exc. Vario | 14-0004         |         |    |    | 21 | 89 | 97 |    |   |    |   |     |     |   |  |
|                                       |    | 96-99 |   | ●   | M/T, Exc. Vario | 15-1021         |         | 22 | 30 | 53 | 81 | 48 |    |   |    |   |     | 11  | 2 |  |
|                                       |    | 96-99 |   | ●   | M/T, Exc. Vario | 16-1003         |         |    | 33 |    | 92 |    |    |   |    |   |     |     |   |  |
|                                       |    | 96-99 | L   |   |                 | M/T, Exc. Vario | 17-0121 |    | 22 | 33 |    | 81 | 94 |   | 78 |   | 562 | s10 |   |  |
|                                       |   | 96-99 | R   |   |                 | M/T, Exc. Vario | 17-0126 |    | 22 | 33 |    | 81 | 94 |   | 78 |   | 760 | s10 |   |  |
| 1.4 i (44 kW) Eng. ABD                |    | 6/94- |   | ●   | M/T, Exc. Vario | 13-0005         |         |    |    | 20 | 68 | 80 |    |   |    |   |     |     |   |  |
|                                       |    | 6/94- |   | ●   | M/T, Exc. Vario | 14-0004         |         |    |    | 21 | 89 | 97 |    |   |    |   |     |     |   |  |
|                                       |    | 6/94- |   | ●   | M/T, Exc. Vario | 15-1021         |         | 22 | 30 | 53 | 81 | 48 |    |   |    |   |     | 11  | 2 |  |
|                                       |    | 6/94- |   | ●   | M/T, Exc. Vario | 16-1003         |         |    | 33 |    | 92 |    |    |   |    |   |     |     |   |  |
|                                       |    | 6/94- | L   |   |                 | M/T, Exc. Vario | 17-0121 |    | 22 | 33 |    | 81 | 94 |   | 78 |   | 562 | s10 |   |  |
|                                       |   | 6/94- | R   |   |                 | M/T, Exc. Vario | 17-0126 |    | 22 | 33 |    | 81 | 94 |   | 78 |   | 760 | s10 |   |  |
| 1.4 i 16v (74 kW) Eng. AFH            |    | 96-   |   | ●   |                 | 13-0005         |         |    |    | 20 | 68 | 80 |    |   |    |   |     |     |   |  |
|                                       |   | 96-   |   | ●   |                 | 15-1021         |         | 22 | 30 | 53 | 81 | 48 |    |   |    |   |     | 11  | 2 |  |
| 1.6 i (74 kW) Eng. AFT                |  | 4/96- |   | ●   | M/T             | 13-0005         |         |    |    | 20 | 68 | 80 |    |   |    |   |     |     |   |  |
|                                       |  | 4/96- |   | ●   | M/T             | 14-0005         |         |    |    | 21 | 94 | 97 |    |   |    |   |     |     |   |  |
|                                       |  | 4/96- |   | ●   | M/T             | 15-1021         |         | 22 | 30 | 53 | 81 | 48 |    |   |    |   |     | 11  | 2 |  |
|                                       |  | 4/96- |   | ●   | M/T             | 16-1004         |         |    | 33 |    | 94 |    |    |   |    |   |     |     |   |  |
|                                       |  | 4/96- | L   |   |                 | M/T             | 17-0002 |    | 22 | 33 |    | 81 | 94 |   | 78 |   | 540 | s10 |   |  |
|                                       |   | 4/96- | R   |   |                 | M/T             | 17-0003 |    | 22 | 33 |    | 81 | 94 |   | 78 |   | 774 | s10 |   |  |





































































| Cordoba I (6K2/C2/6K5), Vario '93-'99   |   |   | L/R   |  |  | NOTE            | METELLI ref.    | ABS             | A  | B  | C  | D  | E   | F  | H | I  | L | M | Fig |     |
|---|---|--|-------|---|---|-----------------|-----------------|-----------------|----|----|----|----|-----|----|---|----|---|---|-----|-----|
| 1.6i (52-54-55 kW) Eng. 1F  |    | 9/96-  |       | •   |   | M/T, Vario      | <b>13-0048</b>  |                 |    |    | 22 | 83 | 79  |    |   |    |   |   |     |     |
|   |   | 96-  |       | •   |   | M/T, Exc. Vario | <b>13-0005</b>  |                 |    |    | 20 | 68 | 80  |    |   |    |   |   |     |     |
|   |    | 96-  |       |   | •   |                 | M/T, Exc. Vario | <b>14-0004</b>  |    |    |    | 21 | 89  | 97 |   |    |   |   |     |     |
|   |   | 9/96-  |       | •   |   |                 | M/T, Vario      | <b>15-1009</b>  | 22 | 30 | 53 | 90 | 49  |    |   |    |   |   | 11  | 2   |
|   |    | 96-  |       | •   |   |                 | M/T, Exc. Vario | <b>15-1021</b>  | 22 | 30 | 53 | 81 | 48  |    |   |    |   |   | 11  | 2   |
|   |   | 9/96-  | L     |   | •   |                 | M/T, Vario      | <b>16-1010B</b> |    |    | 33 |    | 100 |    |   |    |   |   |     |     |
|   |    | 9/96-  | R     |   | •   |                 | M/T, Vario      | <b>16-1010A</b> |    |    | 33 |    | 100 |    |   |    |   |   |     |     |
|   |   | 96-  |       |   | •   |                 | M/T, Exc. Vario | <b>16-1003</b>  |    |    | 33 |    | 92  |    |   |    |   |   |     |     |
|   |    | 96-  | L     |   |   |                 | M/T, Exc. Vario | <b>17-0121</b>  | 22 | 33 |    |    | 81  | 94 |   | 78 |   |   | 562 | s10 |
|   |   | 96-  | R     |   |   |                 | M/T, Exc. Vario | <b>17-0126</b>  | 22 | 33 |    |    | 81  | 94 |   | 78 |   |   | 760 | s10 |
|   | 1.6i (55 kW) Eng. ABU   |   | 9/96- |   | •   |                 | M/T, Vario      | <b>13-0048</b>  |    |    |    | 22 | 83  | 79 |   |    |   |   |     |     |
|   |   |  | 96-   |   | •   |                 | M/T, Exc. Vario | <b>13-0005</b>  |    |    |    | 20 | 68  | 80 |   |    |   |   |     |     |
|  |   | 96-  |       |   | •   |                 | M/T, Exc. Vario | <b>14-0004</b>  |    |    |    | 21 | 89  | 97 |   |    |   |   |     |     |
|   |   | 9/96-  |       | •   |   |                 | M/T, Vario      | <b>15-1009</b>  | 22 | 30 | 53 | 90 | 49  |    |   |    |   |   | 11  | 2   |
|  |   | 96-  |       | •   |   |                 | M/T, Exc. Vario | <b>15-1021</b>  | 22 | 30 | 53 | 81 | 48  |    |   |    |   |   | 11  | 2   |
|   |   | 9/96-  | L     |   | •   |                 | M/T, Vario      | <b>16-1010B</b> |    |    | 33 |    | 100 |    |   |    |   |   |     |     |
|  |   | 9/96-  | R     |   | •   |                 | M/T, Vario      | <b>16-1010A</b> |    |    | 33 |    | 100 |    |   |    |   |   |     |     |
|   |   | 96-  |       |   | •   |                 | M/T, Exc. Vario | <b>16-1003</b>  |    |    | 33 |    | 92  |    |   |    |   |   |     |     |
|  |   | 96-  | L     |   |   |                 | M/T, Exc. Vario | <b>17-0121</b>  | 22 | 33 |    |    | 81  | 94 |   | 78 |   |   | 562 | s10 |
|   |   | 96-  | R     |   |   |                 | M/T, Exc. Vario | <b>17-0126</b>  | 22 | 33 |    |    | 81  | 94 |   | 78 |   |   | 760 | s10 |
| 1.6i (55 kW) Eng. AEE/ ALM  |   |  | 9/96- |   | •   |                 | M/T, Vario      | <b>13-0048</b>  |    |    |    | 22 | 83  | 79 |   |    |   |   |     |     |
|   |   |  | 96-   |   | •   |                 | M/T, Exc. Vario | <b>13-0005</b>  |    |    |    | 20 | 68  | 80 |   |    |   |   |     |     |
|   |  | 96-  |       |   | •   |                 | M/T, Exc. Vario | <b>14-0004</b>  |    |    |    | 21 | 89  | 97 |   |    |   |   |     |     |
|   |   | 9/96-  |       | •   |   |                 | M/T, Vario      | <b>15-1009</b>  | 22 | 30 | 53 | 90 | 49  |    |   |    |   |   | 11  | 2   |
|   |  | 96-  |       | •   |   |                 | M/T, Exc. Vario | <b>15-1021</b>  | 22 | 30 | 53 | 81 | 48  |    |   |    |   |   | 11  | 2   |
|   |   | 9/96-  | L     |   | •   |                 | M/T, Vario      | <b>16-1010B</b> |    |    | 33 |    | 100 |    |   |    |   |   |     |     |
|   |  | 9/96-  | R     |   | •   |                 | M/T, Vario      | <b>16-1010A</b> |    |    | 33 |    | 100 |    |   |    |   |   |     |     |
|   |   | 96-  |       |   | •   |                 | M/T, Exc. Vario | <b>16-1003</b>  |    |    | 33 |    | 92  |    |   |    |   |   |     |     |
|   |  | 96-  | L     |   |   |                 | M/T, Exc. Vario | <b>17-0121</b>  | 22 | 33 |    |    | 81  | 94 |   | 78 |   |   | 562 | s10 |
|   |   | 96-  | R     |   |   |                 | M/T, Exc. Vario | <b>17-0126</b>  | 22 | 33 |    |    | 81  | 94 |   | 78 |   |   | 760 | s10 |































| Cordoba I (6K2/C2/6K5), Vario '93-'99 |    | L/R    |  |  | NOTE    | METELLI ref. | ABS      | A  | B  | C  | D  | E   | F   | H | I  | L | M | Fig |     |  |
|---------------------------------------|---|--------|---|---|---------|--------------|----------|----|----|----|----|-----|-----|---|----|---|---|-----|-----|--|
| 1.8 i (66 kW) Eng. ABS/ ADZ           |    | 10/93- |   | •   | M/T+A/T | 13-0048      |          |    |    | 22 | 83 | 79  |     |   |    |   |   |     |     |  |
|                                       |    | 10/93- |   | •   | M/T+A/T | 15-1009      |          | 22 | 30 | 53 | 90 | 49  |     |   |    |   |   | 11  | 2   |  |
|                                       |    | 10/93- | L   |   | •       | M/T+A/T      | 16-1010B |    |    | 33 |    | 100 |     |   |    |   |   |     |     |  |
|                                       |   | 10/93- | R   |   | •       | M/T+A/T      | 16-1010A |    |    | 33 |    | 100 |     |   |    |   |   |     |     |  |
|                                       |    | 10/93- | L   |   |         | -ABS         | 17-0339  |    | 22 | 33 |    | 90  | 100 |   | 78 |   |   | 532 | s10 |  |
|                                       |   | 10/93- | R   |   |         | -ABS         | 17-0615  |    | 22 | 33 |    | 90  | 100 |   | 78 |   |   | 769 | s10 |  |
| 1.8 i 16v (95 kW) Eng. ADL            |    | 10/93- |   | •   | M/T+A/T | 13-0048      |          |    |    | 22 | 83 | 79  |     |   |    |   |   |     |     |  |
|                                       |    | 10/93- |   | •   | M/T+A/T | 15-1009      |          | 22 | 30 | 53 | 90 | 49  |     |   |    |   |   | 11  | 2   |  |
|                                       |    | 10/93- | L   |   | •       | M/T+A/T      | 16-1010B |    |    | 33 |    | 100 |     |   |    |   |   |     |     |  |
|                                       |   | 10/93- | R   |   | •       | M/T+A/T      | 16-1010A |    |    | 33 |    | 100 |     |   |    |   |   |     |     |  |
|                                       |    | 10/93- | L   |   |         | -ABS         | 17-0339  |    | 22 | 33 |    | 90  | 100 |   | 78 |   |   | 532 | s10 |  |
|                                       |   | 10/93- | R   |   |         |              | 17-0615  |    | 22 | 33 |    | 90  | 100 |   | 78 |   |   | 769 | s10 |  |
| 1.9 D (47-50 kW) Eng. 1Y              |    | 93-    |   | •   | M/T     | 13-0005      |          |    |    | 20 | 68 | 80  |     |   |    |   |   |     |     |  |
|                                       |    | 93-    |   | •   | M/T     | 14-0005      |          |    |    | 21 | 94 | 97  |     |   |    |   |   |     |     |  |
|                                       |    | 93-    |   | •   | M/T     | 15-1021      |          | 22 | 30 | 53 | 81 | 48  |     |   |    |   |   | 11  | 2   |  |
|                                       |    | 93-    |   | •   | M/T     | 16-1004      |          |    | 33 |    | 94 |     |     |   |    |   |   |     |     |  |
|                                       |    | 10/93- | L   |   |         |              | 17-0002  |    | 22 | 33 |    | 81  | 94  |   | 78 |   |   | 540 | s10 |  |
|                                       |   | 10/93- | R   |   |         |              | 17-0003  |    | 22 | 33 |    | 81  | 94  |   | 78 |   |   | 774 | s10 |  |
| 1.9 SDi (47 kW) Eng. AEF/ AEY         |   | 96-    |   | •   |         | 13-0005      |          |    |    | 20 | 68 | 80  |     |   |    |   |   |     |     |  |
|                                       |  | 96-    |   | •   |         | 15-1021      |          | 22 | 30 | 53 | 81 | 48  |     |   |    |   |   | 11  | 2   |  |
| 1.9 TD (50-55 kW) Eng. AAZ            |  | 10/93- |   | •   | M/T     | 13-0048      |          |    |    | 22 | 83 | 79  |     |   |    |   |   |     |     |  |
|                                       |  | 10/93- |   | •   | M/T     | 15-1009      |          | 22 | 30 | 53 | 90 | 49  |     |   |    |   |   | 11  | 2   |  |
|                                       |  | 10/93- | L   |   |         | -ABS         | 17-0339  |    | 22 | 33 |    | 90  | 100 |   | 78 |   |   | 532 | s10 |  |
|                                       |   | 10/93- | R   |   |         |              | 17-0615  |    | 22 | 33 |    | 90  | 100 |   | 78 |   |   | 769 | s10 |  |
| 1.9 TDi (66 kW) Eng. 1Z/ AHU/ ANU     |  | 96-    |   | •   | M/T     | 13-0048      |          |    |    | 22 | 83 | 79  |     |   |    |   |   |     |     |  |
|                                       |  | 96-    |   | •   | M/T     | 15-1009      |          | 22 | 30 | 53 | 90 | 49  |     |   |    |   |   | 11  | 2   |  |
| 1.9 TDi (81 kW) Eng. AFN              |  | 97-99  |   | •   | M/T     | 13-0048      |          |    |    | 22 | 83 | 79  |     |   |    |   |   |     |     |  |
|                                       |  | 97-99  |   | •   | M/T     | 15-1009      |          | 22 | 30 | 53 | 90 | 49  |     |   |    |   |   | 11  | 2   |  |
|                                       |   |        |   |   |         |              |          |    |    |    |    |     |     |   |    |   |   |     |     |  |




































| <b>Cordoba I (6K2/C2/6K5), Vario '93-'99</b> |   |  | L/R |  |  | NOTE | METELLI ref. | ABS      | A  | B  | C    | D  | E   | F   | H | I  | L | M  | Fig |     |  |
|--|---|---|-----|---|--|------|--------------|----------|----|----|------|----|-----|-----|---|----|---|----|-----|-----|--|
| 2.0 i (85 kW) Eng. 2E/ AGG/ ADY              |    | 10/93-  |     | •   |  | M/T  | 13-0048      |          |    |    | 22   | 83 | 79  |     |   |    |   |    |     |     |  |
|  |    | 10/93-  |     | •   |  | M/T  | 15-1009      |          | 22 | 30 | 53   | 90 | 49  |     |   |    |   | 11 | 2   |     |  |
|  |    | 10/93-  | L   |   | •  |      | M/T          | 16-1010B |    |    | 33   |    | 100 |     |   |    |   |    |     |     |  |
|  |   | 10/93-  | R   |   | •  |      | M/T          | 16-1010A |    |    | 33   |    | 100 |     |   |    |   |    |     |     |  |
|  |    | 10/93-  | L   |   |  |      | -ABS         | 17-0339  |    | 22 | 33   |    | 90  | 100 |   | 78 |   |    | 532 | s10 |  |
|  |   | 10/93-  | R   |   |  |      |              | 17-0615  |    | 22 | 33   |    | 90  | 100 |   | 78 |   |    | 769 | s10 |  |
| 2.0 i 16v (110 kW) Eng. ABF                  |    | 8/96-6/99   |     | •   |  | M/T  | 13-0152      |          |    |    | 26   | 87 | 117 |     |   |    |   |    |     |     |  |
|  |    | 8/96-6/99   |     | •   |  | M/T  | 15-1189      |          | 36 | 30 | 52,8 | 90 | 40  |     |   |    |   | 11 | 2   |     |  |
|  |    | 8/96-6/99   | L   |   | •  |      | M/T          | 16-1010B |    |    | 33   |    | 100 |     |   |    |   |    |     |     |  |
|  |   | 8/96-6/99   | R   |   | •  |      | M/T          | 16-1010A |    |    | 33   |    | 100 |     |   |    |   |    |     |     |  |
| <b>Cordoba II (6K2/6K5), Vario '99-'02</b>   |   |  | L/R |  |  | NOTE | METELLI ref. | ABS      | A  | B  | C    | D  | E   | F   | H | I  | L | M  | Fig |     |  |
| 1.0 (37 kW) Eng. ALD/ ANV/ AUC               |    | 99-02   |     | •   |  |      | 13-0005      |          |    |    | 20   | 68 | 80  |     |   |    |   |    |     |     |  |
|  |    | 99-02   |     | •   |  |      | 15-1021      |          | 22 | 30 | 53   | 81 | 48  |     |   |    |   | 11 | 2   |     |  |
| 1.0 16v (51 kW) Eng. AST/ AVZ                |    | 00-02   |     | •   |  |      | 13-0005      |          |    |    | 20   | 68 | 80  |     |   |    |   |    |     |     |  |
|  |    | 00-02   |     | •   |  |      | 15-1021      |          | 22 | 30 | 53   | 81 | 48  |     |   |    |   | 11 | 2   |     |  |
| 1.4 (44 kW) Eng. AEX/ AKV/ APQ               |    | 99-02   |     | •   |  |      | 13-0005      |          |    |    | 20   | 68 | 80  |     |   |    |   |    |     |     |  |
|  |    | 99-02   |     | •   |  |      | 15-1021      |          | 22 | 30 | 53   | 81 | 48  |     |   |    |   | 11 | 2   |     |  |
| 1.4 (44 kW) Eng. AKK/ AUD/ ANW               |    | 99-02   |     | •   |  |      | 13-0005      |          |    |    | 20   | 68 | 80  |     |   |    |   |    |     |     |  |
|  |    | 99-02   |     | •   |  |      | 15-1021      |          | 22 | 30 | 53   | 81 | 48  |     |   |    |   | 11 | 2   |     |  |
| 1.4 16v (55 kW) Eng. APE/ AUA                |   | 00-02   |     | •   |  |      | 13-0005      |          |    |    | 20   | 68 | 80  |     |   |    |   |    |     |     |  |
|  |  | 00-02   |     | •   |  |      | 15-1021      |          | 22 | 30 | 53   | 81 | 48  |     |   |    |   | 11 | 2   |     |  |
| 1.4 16v (74 kW) Eng. AFK/ ANM/ AQQ/ AUB      |  | 00-02   |     | •   |  |      | 13-0005      |          |    |    | 20   | 68 | 80  |     |   |    |   |    |     |     |  |
|  |  | 00-02   |     | •   |  |      | 15-1021      |          | 22 | 30 | 53   | 81 | 48  |     |   |    |   | 11 | 2   |     |  |
| 1.6 (55 kW) Eng. ALM                         |  | 99-02   |     | •   |  |      | 13-0005      |          |    |    | 20   | 68 | 80  |     |   |    |   |    |     |     |  |
|  |  | 99-02   |     | •   |  |      | 15-1021      |          | 22 | 30 | 53   | 81 | 48  |     |   |    |   | 11 | 2   |     |  |
| 1.6 (74 kW) Eng. AEH/ AKL/ APF/ AUR          |  | 99-02   |     | •   |  |      | 13-0005      |          |    |    | 20   | 68 | 80  |     |   |    |   |    |     |     |  |
|  |  | 99-02   |     | •   |  |      | 15-1021      |          | 22 | 30 | 53   | 81 | 48  |     |   |    |   | 11 | 2   |     |  |
| 1.9 SDi (50 kW) Eng. AGP/ AQM                |  | 99-02   |     | •   |  |      | 13-0005      |          |    |    | 20   | 68 | 80  |     |   |    |   |    |     |     |  |
|  |  | 99-02   |     | •   |  |      | 15-1021      |          | 22 | 30 | 53   | 81 | 48  |     |   |    |   | 11 | 2   |     |  |
| 1.9 TDi (66 kW) Eng. AGR/ ALH                |  | 99-02   |     | •   |  |      | 13-0048      |          |    |    | 22   | 83 | 79  |     |   |    |   |    |     |     |  |
|  |  | 99-02   |     | •   |  |      | 15-1009      |          | 22 | 30 | 53   | 90 | 49  |     |   |    |   | 11 | 2   |     |  |

| <b>Cordoba II (6K2/6K5), Vario '99-'02</b> |   |    | L/R |    |    | NOTE | METELLI ref. | ABS | A  | B  | C    | D     | E    | F | H | I | L | M | Fig |   |
|--|---|---|-----|---|--|------|--------------|-----|----|----|------|-------|------|---|---|---|---|---|-----|---|
| 1.9 TDi (81 kW) Eng. ASK/ ASV              |    | 99-02   |     | •   |  |      | 13-0048      |     |    |    | 22   | 83    | 79   |   |   |   |   |   |     |   |
|  |    | 99-02   |     | •   |  |      | 15-1009      |     | 22 | 30 | 53   | 90    | 49   |   |   |   |   |   | 11  | 2 |
| <b>Cordoba III (6L2) '02-</b>              |   |    | L/R |    |    | NOTE | METELLI ref. | ABS | A  | B  | C    | D     | E    | F | H | I | L | M | Fig |   |
| 1.2 (47 kW) Eng. AZQ                       |    | 2/02-   |     | •   | +SE  |      | 13-0272      |     |    |    | 25   | 78    | 130  |   |   |   |   |   |     |   |
|  |    | 2/02-   |     | •   | +SE  |      | 15-1413      |     | 36 | 30 | 52   | 85    | 43   |   |   |   |   |   | 11  | 2 |
| 1.4 16v (55 kW) Eng. BBY                   |    | 2/02-   |     | •   | +SE  |      | 13-0272      |     |    |    | 25   | 78    | 130  |   |   |   |   |   |     |   |
|  |    | 2/02-   |     | •   | +SE  |      | 15-1413      |     | 36 | 30 | 52   | 85    | 43   |   |   |   |   |   | 11  | 2 |
| 1.4 16v (63 kW) Eng. BXW                   |    | 07-   |     | •   |  |      | 13-0272      |     |    |    | 25   | 78    | 130  |   |   |   |   |   |     |   |
|  |    | 07-   |     | •   |  |      | 15-1413      |     | 36 | 30 | 52   | 85    | 43   |   |   |   |   |   | 11  | 2 |
| 1.4 16v (74 kW) Eng. BBZ                   |    | 2/02-   |     | •   | +SE  |      | 13-0272      |     |    |    | 25   | 78    | 130  |   |   |   |   |   |     |   |
|  |    | 2/02-   |     | •   | +SE  |      | 15-1413      |     | 36 | 30 | 52   | 85    | 43   |   |   |   |   |   | 11  | 2 |
| 1.4 TDi (51 kW) Eng. BNM                   |    | 05-   |     | •   | +SE  |      | 13-0283      |     |    |    | 26   | 87    | 117  |   |   |   |   |   |     |   |
|  |    | 05-   |     | •   | +SE  |      | 15-1414      |     | 36 | 30 | 52   | 90    | 43,5 |   |   |   |   |   | 11  | 2 |
| 1.4 TDi (55 kW) Eng. AMF                   |    | 2/02-   |     | •   | +SE  |      | 13-0283      |     |    |    | 26   | 87    | 117  |   |   |   |   |   |     |   |
|  |    | 2/02-   |     | •   | +SE  |      | 15-1414      |     | 36 | 30 | 52   | 90    | 43,5 |   |   |   |   |   | 11  | 2 |
| 1.4 TDi (59 kW) Eng. BMS                   |    | 05-   |     | •   |  |      | 13-0283      |     |    |    | 26   | 87    | 117  |   |   |   |   |   |     |   |
|  |    | 05-   |     | •   |  |      | 15-1414      |     | 36 | 30 | 52   | 90    | 43,5 |   |   |   |   |   | 11  | 2 |
| 1.6 (74 kW) Eng. BAH                       |    | 2/03-   |     | •   | +SE  |      | 13-0283      |     |    |    | 26   | 87    | 117  |   |   |   |   |   |     |   |
|  |   | 2/03-   |     | •   | +SE  |      | 15-1414      |     | 36 | 30 | 52   | 90    | 43,5 |   |   |   |   |   | 11  | 2 |
| 1.9 SDi (47 kW) Eng. ASY                   |  | 2/02-   |     | •   | +SE  |      | 13-0272      |     |    |    | 25   | 78    | 130  |   |   |   |   |   |     |   |
|  |  | 2/02-   |     | •   | +SE  |      | 15-1413      |     | 36 | 30 | 52   | 85    | 43   |   |   |   |   |   | 11  | 2 |
| 1.9 TDi (74 kW) Eng. ATD                   |  | 2/02-   |     | •   | +SE  |      | 13-0283      |     |    |    | 26   | 87    | 117  |   |   |   |   |   |     |   |
|  |  | 2/02-   |     | •   | +SE  |      | 15-1414      |     | 36 | 30 | 52   | 90    | 43,5 |   |   |   |   |   | 11  | 2 |
| 1.9 TDi (96 kW) Eng. ASZ                   |  | 02-   |     | •   | +SE  |      | 13-0284      |     |    |    | 26   | 86    | 138  |   |   |   |   |   |     |   |
|  |   | 02-   |     | •   | A/T, 4Sp, +SE  |      | 13-0283      |     |    |    | 26   | 87    | 117  |   |   |   |   |   |     |   |
|  |  | 02-   |     | •   | +SE  |      | 15-1415      |     | 36 | 27 | 52   | 97,95 | 39,5 |   |   |   |   |   | 11  | 2 |
|  |   | 02-   |     | •   | A/T, 4Sp, +SE  |      | 15-1414      |     | 36 | 30 | 52   | 90    | 43,5 |   |   |   |   |   | 11  | 2 |
| <b>Exeo, ST (3R) '09-</b>                  |   |  | L/R |  |  | NOTE | METELLI ref. | ABS | A  | B  | C    | D     | E    | F | H | I | L | M | Fig |   |
| 1.6 (75 kW) Eng. ALZ                       |  | 09-   |     | •   | +ABS   |      | 13-0299      |     |    |    | 21   | 85    | 103  |   |   |   |   |   |     |   |
|  |  | 09-   |     | •   | +ABS   |      | 15-1435      | 45  | 38 | 33 | 59,4 | 87,9  | 34   |   |   |   |   |   | 13  | 1 |


























| <b>Exeo, ST (3R) '09-</b>         |   |    | L/R |    |    | NOTE    | METELLI ref. | ABS     | A  | B  | C    | D    | E    | F | H | I  | L | M   | Fig |
|-----------------------------------|---|---|-----|---|--|---------|--------------|---------|----|----|------|------|------|---|---|----|---|-----|-----|
| 1.8 T (110 kW) Eng. CFMA          |    | 09-   |     | •   |  | +ABS    | 13-0379      |         |    |    | 27,3 | 96,5 | 109  |   |   |    |   |     |     |
|                                   |    | 09-   |     | •   |  | +ABS    | 15-1551      | 45      | 38 | 27 | 59,6 | 100  | 34,3 |   |   |    |   | 13  | 1   |
| 1.8 TSi (118 kW) Eng. CDHB        |    | 10-   |     | •   |  |         | 13-0379      |         |    |    | 27,3 | 96,5 | 109  |   |   |    |   |     |     |
|                                   |    | 10-   |     | •   |  |         | 15-1551      | 45      | 38 | 27 | 59,6 | 100  | 34,3 |   |   |    |   | 13  | 1   |
| 1.8 TSi (88 kW) Eng. CDHA         |    | 10-   |     | •   |  |         | 13-0379      |         |    |    | 27,3 | 96,5 | 109  |   |   |    |   |     |     |
|                                   |    | 10-   |     | •   |  |         | 15-1551      | 45      | 38 | 27 | 59,6 | 100  | 34,3 |   |   |    |   | 13  | 1   |
| 2.0 TDi (105 kW) Eng. CAGA/ CJCA  |    | 09-   |     | •   |  | +ABS    | 13-0379      |         |    |    | 27,3 | 96,5 | 109  |   |   |    |   |     |     |
|                                   |    | 09-   |     | •   |  | +ABS    | 15-1551      | 45      | 38 | 27 | 59,6 | 100  | 34,3 |   |   |    |   | 13  | 1   |
| 2.0 TDi (125 kW) Eng. CAHA/ CGLB  |    | 09-   |     | •   |  |         | 13-0379      |         |    |    | 27,3 | 96,5 | 109  |   |   |    |   |     |     |
|                                   |    | 09-   |     | •   |  |         | 15-1551      | 45      | 38 | 27 | 59,6 | 100  | 34,3 |   |   |    |   | 13  | 1   |
|                                   |    | 09-   | L   |   |  |         | +ABS         | 17-0693 | 45 | 38 |      |      | 98   |   |   | 34 |   | 596 |     |
|                                   |   | 09-   | R   |   |  |         | +ABS         | 17-0694 | 45 | 38 |      |      | 98   |   |   | 34 |   | 618 |     |
| 2.0 TDi (88 kW) Eng. CAGC/ CJCC   |    | 09-   |     | •   |  |         | 13-0379      |         |    |    | 27,3 | 96,5 | 109  |   |   |    |   |     |     |
|                                   |    | 09-   |     | •   |  |         | 15-1551      | 45      | 38 | 27 | 59,6 | 100  | 34,3 |   |   |    |   | 13  | 1   |
|                                   |    | 09-   | L   |   |  |         | +ABS         | 17-0693 | 45 | 38 |      |      | 98   |   |   | 34 |   | 596 |     |
|                                   |   | 09-   | R   |   |  |         | +ABS         | 17-0694 | 45 | 38 |      |      | 98   |   |   | 34 |   | 618 |     |
| 2.0 TFSi (155 kW) Eng. CDND       |    | 10-   |     | •   |  |         | 13-0379      |         |    |    | 27,3 | 96,5 | 109  |   |   |    |   |     |     |
|                                   |    | 10-   |     | •   |  |         | 15-1551      | 45      | 38 | 27 | 59,6 | 100  | 34,3 |   |   |    |   | 13  | 1   |
| 2.0 TSi (147 kW) Eng. BWE         |    | 09-   |     | •   |  | M/T+A/T | 13-0379      |         |    |    | 27,3 | 96,5 | 109  |   |   |    |   |     |     |
|                                   |   | 09-   |     | •   |  | M/T+A/T | 15-1551      | 45      | 38 | 27 | 59,6 | 100  | 34,3 |   |   |    |   | 13  | 1   |
|                                   |  | 09-   | L   |   |  |         | +ABS         | 17-0693 | 45 | 38 |      |      | 98   |   |   | 34 |   | 596 |     |
|                                   |   | 09-   | R   |   |  |         | +ABS         | 17-0694 | 45 | 38 |      |      | 98   |   |   | 34 |   | 618 |     |
| <b>Fura (025A) '82-'86</b>        |   |  | L/R |  |  | NOTE    | METELLI ref. | ABS     | A  | B  | C    | D    | E    | F | H | I  | L | M   | Fig |
| 0.9 (29 kW) Eng. 09NCA/ 100GL7000 |  | 84-86   |     | •   |  |         | 13-0002      |         |    |    | 20   | 68   | 80   |   |   |    |   |     |     |
|                                   |  | 84-86   |     | •   |  |         | 15-1019      |         | 20 | 20 | 43,1 | 80   | 55   |   |   |    |   | 4   | 3   |
| 0.9 (31 kW) Eng. HB90             |  | 82-86   |     | •   |  |         | 13-0002      |         |    |    | 20   | 68   | 80   |   |   |    |   |     |     |
|                                   |  | 82-86   |     | •   |  |         | 15-1019      |         | 20 | 20 | 43,1 | 80   | 55   |   |   |    |   | 4   | 3   |
| <b>Ibiza I (021A) '84-'93</b>     |   |  | L/R |  |  | NOTE    | METELLI ref. | ABS     | A  | B  | C    | D    | E    | F | H | I  | L | M   | Fig |
| 0.9 (29 kW) Eng. 09NCA/ A112A5    |  | 90-93   |     | •   |  | M/T     | 13-0534      |         |    |    | 20   | 68   | 80   |   |   |    |   |     |     |
|                                   |  | 90-93   |     | •   |  | M/T     | 15-1055      |         | 22 | 20 | 48,1 | 80   | 55   |   |   |    |   | 4   | 3   |



































| <b>Ibiza I (021A) '84-'93</b>              |   |  | L/R |  |  | NOTE | METELLI ref.   | ABS | A  | B  | C    | D  | E  | F | H  | I | L   | M   | Fig |  |
|--|---|---|-----|---|--|------|----------------|-----|----|----|------|----|----|---|----|---|-----|-----|-----|--|
| 0.9 (32 kW) Eng. 146A.000                  |    | 1/86-4/93   |     | •   |  | M/T  | <b>13-0534</b> |     |    |    | 20   | 68 | 80 |   |    |   |     |     |     |  |
|  |    | 1/86-4/93   |     | •   |  | M/T  | <b>15-1055</b> |     | 22 | 20 | 48,1 | 80 | 55 |   |    |   |     | 4   | 3   |  |
| 1.2 (44-46 kW) Eng. 021A.1000              |    | 1/84-4/93   |     | •   |  |      | <b>13-0534</b> |     |    |    | 20   | 68 | 80 |   |    |   |     |     |     |  |
|  |    | 1/84-4/93   |     | •   |  |      | <b>15-1055</b> |     | 22 | 20 | 48,1 | 80 | 55 |   |    |   |     | 4   | 3   |  |
| 1.2 i (52 kW) Eng. 021C.1000               |    | 89-93   |     | •   |  |      | <b>13-0534</b> |     |    |    | 20   | 68 | 80 |   |    |   |     |     |     |  |
|  |    | 89-93   |     | •   |  |      | <b>15-1055</b> |     | 22 | 20 | 48,1 | 80 | 55 |   |    |   |     | 4   | 3   |  |
| 1.5 (62-63 kW) Eng. 021A.2000              |    | 11/84-5/93  |     | •   |  | M/T  | <b>13-0534</b> |     |    |    | 20   | 68 | 80 |   |    |   |     |     |     |  |
|  |    | 11/84-5/93  |     | •   |  | M/T  | <b>15-1055</b> |     | 22 | 20 | 48,1 | 80 | 55 |   |    |   |     | 4   | 3   |  |
| 1.5 i (65 kW) Eng. 021D.2000               |    | 86-93   |     | •   |  | M/T  | <b>13-0534</b> |     |    |    | 20   | 68 | 80 |   |    |   |     |     |     |  |
|  |    | 86-93   |     | •   |  | M/T  | <b>15-1055</b> |     | 22 | 20 | 48,1 | 80 | 55 |   |    |   |     | 4   | 3   |  |
| 1.5 i (74 kW) Eng. 021B.2000               |    | 86-93   |     | •   |  | M/T  | <b>13-0534</b> |     |    |    | 20   | 68 | 80 |   |    |   |     |     |     |  |
|  |    | 86-93   |     | •   |  | M/T  | <b>15-1055</b> |     | 22 | 20 | 48,1 | 80 | 55 |   |    |   |     | 4   | 3   |  |
| 1.5 i Kat (66 kW) Eng. 021C.2000           |    | 86-93   |     | •   |  | M/T  | <b>13-0534</b> |     |    |    | 20   | 68 | 80 |   |    |   |     |     |     |  |
|  |    | 86-93   |     | •   |  | M/T  | <b>15-1055</b> |     | 22 | 20 | 48,1 | 80 | 55 |   |    |   |     | 4   | 3   |  |
| 1.7 D (40-42 kW) Eng. 022A.5000            |    | 1/84-4/93   |     | •   |  | M/T  | <b>13-0534</b> |     |    |    | 20   | 68 | 80 |   |    |   |     |     |     |  |
|  |    | 1/84-4/93   |     | •   |  | M/T  | <b>15-1055</b> |     | 22 | 20 | 48,1 | 80 | 55 |   |    |   |     | 4   | 3   |  |
| <b>Ibiza II (6K1) '93-'99</b>              |   |  | L/R |  |  | NOTE | METELLI ref.   | ABS | A  | B  | C    | D  | E  | F | H  | I | L   | M   | Fig |  |
| 1.0 (33 kW) Eng. AAU                       |    | 93-96   |     | •   |  | M/T  | <b>13-0005</b> |     |    |    | 20   | 68 | 80 |   |    |   |     |     |     |  |
|  |   | 93-96   |     |   | •  | M/T  | <b>14-0004</b> |     |    |    | 21   | 89 | 97 |   |    |   |     |     |     |  |
|  |  | 93-96   |     | •   |  | M/T  | <b>15-1021</b> |     | 22 | 30 | 53   | 81 | 48 |   |    |   |     | 11  | 2   |  |
|  |  | 93-96   |     |   | •  | M/T  | <b>16-1003</b> |     |    | 33 |      | 92 |    |   |    |   |     |     |     |  |
|  |  | 93-   | L   |   |  | M/T  | <b>17-0121</b> |     | 22 | 33 |      | 81 | 94 |   | 78 |   | 562 | s10 |     |  |
|  |  | 93-   | R   |   |  | M/T  | <b>17-0126</b> |     | 22 | 33 |      | 81 | 94 |   | 78 |   | 760 | s10 |     |  |
| 1.0 i (37 kW) Eng. AER/ ALD/ ALL/ ANV/ AUC |  | 96-9/99   |     | •   |  | M/T  | <b>13-0005</b> |     |    |    | 20   | 68 | 80 |   |    |   |     |     |     |  |
|  |  | 96-9/99   |     |   | •  | M/T  | <b>14-0004</b> |     |    |    | 21   | 89 | 97 |   |    |   |     |     |     |  |
|  |  | 96-9/99   |     | •   |  | M/T  | <b>15-1021</b> |     | 22 | 30 | 53   | 81 | 48 |   |    |   |     | 11  | 2   |  |
|  |  | 96-9/99   |     |   | •  | M/T  | <b>16-1003</b> |     |    | 33 |      | 92 |    |   |    |   |     |     |     |  |

| Ibiza II (6K1) '93-'99         |    | L/R       |  |  | NOTE | METELLI ref. | ABS     | A  | B  | C  | D  | E  | F  | H | I  | L | M   | Fig |  |
|--------------------------------|---|-----------|---|--|------|--------------|---------|----|----|----|----|----|----|---|----|---|-----|-----|--|
| 1.3 i (40 kW) Eng. AAV         |    | 3/93-9/99 |   | ●  | M/T  | 13-0005      |         |    |    | 20 | 68 | 80 |    |   |    |   |     |     |  |
|                                |    | 3/93-9/99 |   |  | ●    | M/T          | 14-0004 |    |    | 21 | 89 | 97 |    |   |    |   |     |     |  |
|                                |    | 3/93-9/99 |   | ●  | M/T  | 15-1021      |         | 22 | 30 | 53 | 81 | 48 |    |   |    |   | 11  | 2   |  |
|                                |    | 3/93-9/99 |   |  | ●    | M/T          | 16-1003 |    |    | 33 |    | 92 |    |   |    |   |     |     |  |
|                                |    | 93-       | L   |  |      | M/T          | 17-0121 |    | 22 | 33 |    | 81 | 94 |   | 78 |   | 562 | s10 |  |
|                                |   | 93-       | R   |  |      | M/T          | 17-0126 |    | 22 | 33 |    | 81 | 94 |   | 78 |   | 760 | s10 |  |
| 1.4 (44 kW) Eng. AEX/ AKV/ APQ |    | 9/93-9/99 |   | ●  | M/T  | 13-0005      |         |    |    | 20 | 68 | 80 |    |   |    |   |     |     |  |
|                                |    | 9/93-9/99 |   |  | ●    | M/T          | 14-0004 |    |    | 21 | 89 | 97 |    |   |    |   |     |     |  |
|                                |    | 9/93-9/99 |   | ●  | M/T  | 15-1021      |         | 22 | 30 | 53 | 81 | 48 |    |   |    |   | 11  | 2   |  |
|                                |    | 9/93-9/99 |   |  | ●    | M/T          | 16-1003 |    |    | 33 |    | 92 |    |   |    |   |     |     |  |
|                                |    | 97-       | L   |  |      | M/T          | 17-0121 |    | 22 | 33 |    | 81 | 94 |   | 78 |   | 562 | s10 |  |
|                                |   | 97-       | R   |  |      | M/T          | 17-0126 |    | 22 | 33 |    | 81 | 94 |   | 78 |   | 760 | s10 |  |
| 1.4 (44 kW) Eng. AKK/ AUD      |    | 9/93-9/99 |   | ●  | M/T  | 13-0005      |         |    |    | 20 | 68 | 80 |    |   |    |   |     |     |  |
|                                |    | 9/93-9/99 |   |  | ●    | M/T          | 14-0004 |    |    | 21 | 89 | 97 |    |   |    |   |     |     |  |
|                                |    | 9/93-9/99 |   | ●  | M/T  | 15-1021      |         | 22 | 30 | 53 | 81 | 48 |    |   |    |   | 11  | 2   |  |
|                                |    | 9/93-9/99 |   |  | ●    | M/T          | 16-1003 |    |    | 33 |    | 92 |    |   |    |   |     |     |  |
|                                |    | 97-       | L   |  |      | M/T          | 17-0121 |    | 22 | 33 |    | 81 | 94 |   | 78 |   | 562 | s10 |  |
|                                |   | 97-       | R   |  |      | M/T          | 17-0126 |    | 22 | 33 |    | 81 | 94 |   | 78 |   | 760 | s10 |  |
| 1.4 (44 kW) Eng. ANW           |    | 9/93-9/99 |   | ●  | M/T  | 13-0005      |         |    |    | 20 | 68 | 80 |    |   |    |   |     |     |  |
|                                |   | 9/93-9/99 |   |  | ●    | M/T          | 14-0004 |    |    | 21 | 89 | 97 |    |   |    |   |     |     |  |
|                                |  | 9/93-9/99 |   | ●  | M/T  | 15-1021      |         | 22 | 30 | 53 | 81 | 48 |    |   |    |   | 11  | 2   |  |
|                                |  | 9/93-9/99 |   |  | ●    | M/T          | 16-1003 |    |    | 33 |    | 92 |    |   |    |   |     |     |  |
|                                |  | 97-       | L   |  |      | M/T          | 17-0121 |    | 22 | 33 |    | 81 | 94 |   | 78 |   | 562 | s10 |  |
|                                |   | 97-       | R   |  |      | M/T          | 17-0126 |    | 22 | 33 |    | 81 | 94 |   | 78 |   | 760 | s10 |  |
| 1.4 i (44 kW) Eng. ABD         |  | 9/93-9/99 |   | ●  | M/T  | 13-0005      |         |    |    | 20 | 68 | 80 |    |   |    |   |     |     |  |
|                                |  | 9/93-9/99 |   |  | ●    | M/T          | 14-0004 |    |    | 21 | 89 | 97 |    |   |    |   |     |     |  |
|                                |  | 9/93-9/99 |   | ●  | M/T  | 15-1021      |         | 22 | 30 | 53 | 81 | 48 |    |   |    |   | 11  | 2   |  |
|                                |  | 9/93-9/99 |   |  | ●    | M/T          | 16-1003 |    |    | 33 |    | 92 |    |   |    |   |     |     |  |
|                                |  | 93-       | L   |  |      | M/T          | 17-0121 |    | 22 | 33 |    | 81 | 94 |   | 78 |   | 562 | s10 |  |
|                                |   | 93-       | R   |  |      | M/T          | 17-0126 |    | 22 | 33 |    | 81 | 94 |   | 78 |   | 760 | s10 |  |
| 1.4 i 16v (74 kW) Eng. AFH     |  | 96-99     |   | ●  |      | 13-0005      |         |    |    | 20 | 68 | 80 |    |   |    |   |     |     |  |
|                                |  | 96-99     |   | ●  |      | 15-1021      |         | 22 | 30 | 53 | 81 | 48 |    |   |    |   | 11  | 2   |  |


























| Ibiza II (6K1) '93-'99      |    | L/R       |  |  | NOTE         | METELLI ref. | ABS      | A  | B  | C  | D   | E  | F   | H | I  | L | M   | Fig |    |   |
|-----------------------------|---|-----------|---|---|--------------|--------------|----------|----|----|----|-----|----|-----|---|----|---|-----|-----|----|---|
| 1.6 i (55 kW) Eng. AEE/ ALM |    | 3/93-9/99 |   | •   | M/T          | 13-0005      |          |    |    | 20 | 68  | 80 |     |   |    |   |     |     |    |   |
|                             |    | 3/93-9/99 |   | •   | M/T          | 14-0004      |          |    |    | 21 | 89  | 97 |     |   |    |   |     |     |    |   |
|                             |    | 3/93-9/99 |   | •   | M/T          | 15-1021      |          | 22 | 30 | 53 | 81  | 48 |     |   |    |   |     | 11  | 2  |   |
|                             |    | 3/93-9/99 |   | •   | M/T          | 16-1003      |          |    | 33 |    | 92  |    |     |   |    |   |     |     |    |   |
|                             |    | 93-       | L   |   |              | M/T          | 17-0121  |    | 22 | 33 |     | 81 | 94  |   | 78 |   | 562 | s10 |    |   |
|                             |    | 93-       | R   |   |              | M/T          | 17-0126  |    | 22 | 33 |     | 81 | 94  |   | 78 |   | 760 | s10 |    |   |
| 1.6 i (74 kW) Eng. AFT      |    | 96-       |   | •   | Ch -6KW08500 | 13-0005      |          |    |    | 20 | 68  | 80 |     |   |    |   |     |     |    |   |
|                             |    | 96-       |   | •   | Ch 6KW08501- | 13-0048      |          |    |    | 22 | 83  | 79 |     |   |    |   |     |     |    |   |
|                             |    | 96-       |   | •   | Ch -6KW08500 | 14-0005      |          |    |    | 21 | 94  | 97 |     |   |    |   |     |     |    |   |
|                             |    | 96-       |   | •   | Ch -6KW08500 | 15-1021      |          | 22 | 30 | 53 | 81  | 48 |     |   |    |   |     |     | 11 | 2 |
|                             |    | 96-       |   | •   | Ch 6KW08501- | 15-1009      |          | 22 | 30 | 53 | 90  | 49 |     |   |    |   |     |     | 11 | 2 |
|                             |    | 96-       |   | •   | Ch -6KW08500 | 16-1004      |          |    | 33 |    | 94  |    |     |   |    |   |     |     |    |   |
|                             |    | 96-       | L   |   | •            | Ch 6KW08501- | 16-1010B |    |    | 33 | 100 |    |     |   |    |   |     |     |    |   |
|                             |    | 96-       | R   |   | •            | Ch 6KW08501- | 16-1010A |    |    | 33 | 100 |    |     |   |    |   |     |     |    |   |
| 1.6i (52-54-55 kW) Eng. 1F  |    | 3/93-9/99 |   | •   | M/T          | 13-0005      |          |    |    | 20 | 68  | 80 |     |   |    |   |     |     |    |   |
|                             |    | 3/93-9/99 |   | •   | M/T          | 14-0004      |          |    |    | 21 | 89  | 97 |     |   |    |   |     |     |    |   |
|                             |    | 3/93-9/99 |   | •   | M/T          | 15-1021      |          | 22 | 30 | 53 | 81  | 48 |     |   |    |   |     |     | 11 | 2 |
|                             |    | 3/93-9/99 |   | •   | M/T          | 16-1003      |          |    | 33 |    | 92  |    |     |   |    |   |     |     |    |   |
|                             |    | 93-       | L   |   |              | M/T          | 17-0121  |    | 22 | 33 |     | 81 | 94  |   | 78 |   | 562 | s10 |    |   |
|                             |   | 93-       | R   |   |              | M/T          | 17-0126  |    | 22 | 33 |     | 81 | 94  |   | 78 |   | 760 | s10 |    |   |
| 1.6i (55 kW) Eng. ABU       |  | 3/93-9/99 |   | •   | M/T          | 13-0005      |          |    |    | 20 | 68  | 80 |     |   |    |   |     |     |    |   |
|                             |  | 3/93-9/99 |   | •   | M/T          | 14-0004      |          |    |    | 21 | 89  | 97 |     |   |    |   |     |     |    |   |
|                             |  | 3/93-9/99 |   | •   | M/T          | 15-1021      |          | 22 | 30 | 53 | 81  | 48 |     |   |    |   |     |     | 11 | 2 |
|                             |  | 3/93-9/99 |   | •   | M/T          | 16-1003      |          |    | 33 |    | 92  |    |     |   |    |   |     |     |    |   |
|                             |  | 93-       | L   |   |              | M/T          | 17-0121  |    | 22 | 33 |     | 81 | 94  |   | 78 |   | 562 | s10 |    |   |
|                             |  | 93-       | R   |   |              | M/T          | 17-0126  |    | 22 | 33 |     | 81 | 94  |   | 78 |   | 760 | s10 |    |   |
| 1.8 i (66 kW) Eng. ABS/ ADZ |  | 1/93-9/99 |   | •   | M/T+A/T      | 13-0048      |          |    |    | 22 | 83  | 79 |     |   |    |   |     |     |    |   |
|                             |  | 1/93-9/99 |   | •   | M/T+A/T      | 15-1009      |          | 22 | 30 | 53 | 90  | 49 |     |   |    |   |     |     | 11 | 2 |
|                             |  | 1/93-9/99 | L   |   | •            | M/T+A/T      | 16-1010B |    |    | 33 | 100 |    |     |   |    |   |     |     |    |   |
|                             |  | 1/93-9/99 | R   |   | •            | M/T+A/T      | 16-1010A |    |    | 33 | 100 |    |     |   |    |   |     |     |    |   |
|                             |  | 93-       | L   |   |              | -ABS         | 17-0339  |    | 22 | 33 |     | 90 | 100 |   | 78 |   | 532 | s10 |    |   |
|                             |  | 93-       | R   |   |              |              | 17-0615  |    | 22 | 33 |     | 90 | 100 |   | 78 |   | 769 | s10 |    |   |


























































| Ibiza II (6K1) '93-'99            |    | L/R     |  |  | NOTE    | METELLI ref.   | ABS             | A  | B  | C  | D  | E   | F   | H | I  | L | M   | Fig |   |  |
|-----------------------------------|---|---------|---|---|---------|----------------|-----------------|----|----|----|----|-----|-----|---|----|---|-----|-----|---|--|
| 1.8 i 16v (95 kW) Eng. ADL        |    | 93-96   |   | •   | M/T+A/T | <b>13-0048</b> |                 |    |    | 22 | 83 | 79  |     |   |    |   |     |     |   |  |
|                                   |    | 93-96   |   | •   | M/T+A/T | <b>15-1009</b> |                 | 22 | 30 | 53 | 90 | 49  |     |   |    |   | 11  | 2   |   |  |
|                                   |    | 93-96   | L   |   | •       | M/T+A/T        | <b>16-1010B</b> |    |    | 33 |    | 100 |     |   |    |   |     |     |   |  |
|                                   |   | 93-96   | R   |   | •       | M/T+A/T        | <b>16-1010A</b> |    |    | 33 |    | 100 |     |   |    |   |     |     |   |  |
|                                   |    | 93-     | L   |   |         | -ABS           | <b>17-0339</b>  |    | 22 | 33 |    | 90  | 100 |   | 78 |   | 532 | s10 |   |  |
|                                   |   | 93-     | R   |   |         |                | <b>17-0615</b>  |    | 22 | 33 |    | 90  | 100 |   | 78 |   | 769 | s10 |   |  |
| 1.9 D (47-50 kW) Eng. 1Y          |    | 93-96   |   | •   | M/T     | <b>13-0005</b> |                 |    |    | 20 | 68 | 80  |     |   |    |   |     |     |   |  |
|                                   |    | 93-96   |   | •   | M/T     | <b>14-0005</b> |                 |    |    | 21 | 94 | 97  |     |   |    |   |     |     |   |  |
|                                   |    | 93-96   |   |   | •       | M/T            | <b>15-1021</b>  |    | 22 | 30 | 53 | 81  | 48  |   |    |   |     | 11  | 2 |  |
|                                   |   | 93-96   |   |   | •       | M/T            | <b>16-1004</b>  |    |    | 33 |    | 94  |     |   |    |   |     |     |   |  |
|                                   |    | 93-     | L   |   |         |                | <b>17-0002</b>  |    | 22 | 33 |    | 81  | 94  |   | 78 |   | 540 | s10 |   |  |
|                                   |   | 93-     | R   |   |         |                | <b>17-0003</b>  |    | 22 | 33 |    | 81  | 94  |   | 78 |   | 774 | s10 |   |  |
| 1.9 SDi (47 kW) Eng. AEF/ AEY     |    | 96-99   |   | •   | M/T     | <b>13-0005</b> |                 |    |    | 20 | 68 | 80  |     |   |    |   |     |     |   |  |
|                                   |    | 96-99   |   | •   | M/T     | <b>14-0005</b> |                 |    |    | 21 | 94 | 97  |     |   |    |   |     |     |   |  |
|                                   |    | 96-99   |   |   | •       | M/T            | <b>15-1021</b>  |    | 22 | 30 | 53 | 81  | 48  |   |    |   |     | 11  | 2 |  |
|                                   |   | 96-99   |   |   | •       | M/T            | <b>16-1004</b>  |    |    | 33 |    | 94  |     |   |    |   |     |     |   |  |
|                                   |    | 96-     | L   |   |         |                | <b>17-0002</b>  |    | 22 | 33 |    | 81  | 94  |   | 78 |   | 540 | s10 |   |  |
|                                   |   | 96-     | R   |   |         |                | <b>17-0003</b>  |    | 22 | 33 |    | 81  | 94  |   | 78 |   | 774 | s10 |   |  |
| 1.9 TD (50-55 kW) Eng. AAZ        |    | 93-96   |   | •   |         | <b>13-0048</b> |                 |    |    | 22 | 83 | 79  |     |   |    |   |     |     |   |  |
|                                   |   | 93-96   |   | •   |         | <b>15-1009</b> |                 | 22 | 30 | 53 | 90 | 49  |     |   |    |   | 11  | 2   |   |  |
|                                   |   | 93-96   | L   |   | •       |                | <b>16-1010B</b> |    |    | 33 |    | 100 |     |   |    |   |     |     |   |  |
|                                   |  | 93-96   | R   |   | •       |                | <b>16-1010A</b> |    |    | 33 |    | 100 |     |   |    |   |     |     |   |  |
|                                   |   | 93-     | L   |   |         | -ABS           | <b>17-0339</b>  |    | 22 | 33 |    | 90  | 100 |   | 78 |   | 532 | s10 |   |  |
|                                   |  | 93-     | R   |   |         |                | <b>17-0615</b>  |    | 22 | 33 |    | 90  | 100 |   | 78 |   | 769 | s10 |   |  |
| 1.9 TDi (66 kW) Eng. 1Z/ AHU/ ANU |  | 96-8/99 |   | •   |         | <b>13-0048</b> |                 |    |    | 22 | 83 | 79  |     |   |    |   |     |     |   |  |
|                                   |  | 96-8/99 |   | •   |         | <b>15-1009</b> |                 | 22 | 30 | 53 | 90 | 49  |     |   |    |   | 11  | 2   |   |  |
|                                   |   | 96-8/99 | L   |   | •       |                | <b>16-1010B</b> |    |    | 33 |    | 100 |     |   |    |   |     |     |   |  |
|                                   |  | 96-8/99 | R   |   | •       |                | <b>16-1010A</b> |    |    | 33 |    | 100 |     |   |    |   |     |     |   |  |
|                                   |   | 96-3/99 | L   |   |         |                | <b>17-0339</b>  |    | 22 | 33 |    | 90  | 100 |   | 78 |   | 532 | s10 |   |  |
|                                   |  | 96-3/99 | R   |   |         |                | <b>17-0615</b>  |    | 22 | 33 |    | 90  | 100 |   | 78 |   | 769 | s10 |   |  |
| 1.9 TDi (81 kW) Eng. AFN          |  | 97-99   |   | •   |         | <b>13-0005</b> |                 |    |    | 20 | 68 | 80  |     |   |    |   |     |     |   |  |
|                                   |  | 97-99   |   | •   |         | <b>15-1021</b> |                 | 22 | 30 | 53 | 81 | 48  |     |   |    |   | 11  | 2   |   |  |


































| <b>Ibiza II (6K1) '93-'99</b>           |   |  | L/R |  |  | NOTE | METELLI ref.   | ABS             | A  | B  | C  | D  | E   | F   | H | I  | L | M  | Fig |     |  |
|---|---|---|-----|---|--|------|----------------|-----------------|----|----|----|----|-----|-----|---|----|---|----|-----|-----|--|
| 2.0 i (85 kW) Eng. 2E/ AGG              |    | 3/93-9/99   |     | •   |  | M/T  | <b>13-0048</b> |                 |    |    | 22 | 83 | 79  |     |   |    |   |    |     |     |  |
|   |    | 3/93-9/99   |     | •   |  | M/T  | <b>15-1009</b> |                 | 22 | 30 | 53 | 90 | 49  |     |   |    |   | 11 | 2   |     |  |
|   |    | 3/93-9/99   | L   |   | •  |      | M/T            | <b>16-1010B</b> |    |    | 33 |    | 100 |     |   |    |   |    |     |     |  |
|   |   | 3/93-9/99   | R   |   | •  |      | M/T            | <b>16-1010A</b> |    |    | 33 |    | 100 |     |   |    |   |    |     |     |  |
|   |    | 93-   | L   |   |  |      | -ABS           | <b>17-0339</b>  |    | 22 | 33 |    | 90  | 100 |   | 78 |   |    | 532 | s10 |  |
|   |   | 93-   | R   |   |  |      | -ABS           | <b>17-0615</b>  |    | 22 | 33 |    | 90  | 100 |   | 78 |   |    | 769 | s10 |  |
| <b>Ibiza III (6K1) '99-'02</b>          |   |  | L/R |  |  | NOTE | METELLI ref.   | ABS             | A  | B  | C  | D  | E   | F   | H | I  | L | M  | Fig |     |  |
| 1.0 (37 kW) Eng. ALD/ ANV/ AUC          |    | 99-02   |     | •   |  |      | <b>13-0005</b> |                 |    |    | 20 | 68 | 80  |     |   |    |   |    |     |     |  |
|   |    | 99-02   |     | •   |  |      | <b>15-1021</b> |                 | 22 | 30 | 53 | 81 | 48  |     |   |    |   | 11 | 2   |     |  |
| 1.4 (44 kW) Eng. AKK/ AUD               |    | 99-02   |     | •   |  |      | <b>13-0005</b> |                 |    |    | 20 | 68 | 80  |     |   |    |   |    |     |     |  |
|   |    | 99-02   |     | •   |  |      | <b>15-1021</b> |                 | 22 | 30 | 53 | 81 | 48  |     |   |    |   | 11 | 2   |     |  |
| 1.4 (44 kW) Eng. ANW                    |    | 99-02   |     | •   |  |      | <b>13-0005</b> |                 |    |    | 20 | 68 | 80  |     |   |    |   |    |     |     |  |
|   |    | 99-02   |     | •   |  |      | <b>15-1021</b> |                 | 22 | 30 | 53 | 81 | 48  |     |   |    |   | 11 | 2   |     |  |
| 1.4 16v (55 kW) Eng. APE                |    | 00-02   |     | •   |  |      | <b>13-0005</b> |                 |    |    | 20 | 68 | 80  |     |   |    |   |    |     |     |  |
|   |    | 00-02   |     | •   |  |      | <b>15-1021</b> |                 | 22 | 30 | 53 | 81 | 48  |     |   |    |   | 11 | 2   |     |  |
| 1.4 16v (55 kW) Eng. AUA                |    | 00-02   |     | •   |  |      | <b>13-0005</b> |                 |    |    | 20 | 68 | 80  |     |   |    |   |    |     |     |  |
|   |    | 00-02   |     | •   |  |      | <b>15-1021</b> |                 | 22 | 30 | 53 | 81 | 48  |     |   |    |   | 11 | 2   |     |  |
| 1.4 16v (74 kW) Eng. AFK/ ANM/ AQQ/ AUB |    | 99-02   |     | •   |  |      | <b>13-0005</b> |                 |    |    | 20 | 68 | 80  |     |   |    |   |    |     |     |  |
|   |   | 99-02   |     | •   |  |      | <b>15-1021</b> |                 | 22 | 30 | 53 | 81 | 48  |     |   |    |   | 11 | 2   |     |  |
| 1.6 (55 kW) Eng. ALM                    |  | 99-02   |     | •   |  |      | <b>13-0005</b> |                 |    |    | 20 | 68 | 80  |     |   |    |   |    |     |     |  |
|   |  | 99-02   |     | •   |  |      | <b>15-1021</b> |                 | 22 | 30 | 53 | 81 | 48  |     |   |    |   | 11 | 2   |     |  |
| 1.6 (74 kW) Eng. AEH/ AKL/ APF/ AUR     |  | 99-02   |     | •   |  |      | <b>13-0005</b> |                 |    |    | 20 | 68 | 80  |     |   |    |   |    |     |     |  |
|   |  | 99-02   |     | •   |  |      | <b>15-1021</b> |                 | 22 | 30 | 53 | 81 | 48  |     |   |    |   | 11 | 2   |     |  |
| 1.8 T. 20v Cupra (115 kW) Eng. AQX/ AYP |  | 00-02   |     | •   |  |      | <b>13-0005</b> |                 |    |    | 20 | 68 | 80  |     |   |    |   |    |     |     |  |
|   |  | 00-02   |     | •   |  |      | <b>15-1021</b> |                 | 22 | 30 | 53 | 81 | 48  |     |   |    |   | 11 | 2   |     |  |
| 1.9 SDi (50 kW) Eng. AGP/ AQM           |  | 99-02   |     | •   |  |      | <b>13-0005</b> |                 |    |    | 20 | 68 | 80  |     |   |    |   |    |     |     |  |
|   |  | 99-02   |     | •   |  |      | <b>15-1021</b> |                 | 22 | 30 | 53 | 81 | 48  |     |   |    |   | 11 | 2   |     |  |
| 1.9 TDi (66 kW) Eng. AGR/ ALH/ ALK      |  | 99-02   |     | •   |  |      | <b>13-0048</b> |                 |    |    | 22 | 83 | 79  |     |   |    |   |    |     |     |  |
|   |  | 99-02   |     | •   |  |      | <b>15-1009</b> |                 | 22 | 30 | 53 | 90 | 49  |     |   |    |   | 11 | 2   |     |  |
| 1.9 TDi (81 kW) Eng. ASK/ ASV           |  | 99-02   |     | •   |  |      | <b>13-0048</b> |                 |    |    | 22 | 83 | 79  |     |   |    |   |    |     |     |  |
|   |  | 99-02   |     | •   |  |      | <b>15-1009</b> |                 | 22 | 30 | 53 | 90 | 49  |     |   |    |   | 11 | 2   |     |  |


































| Ibiza IV (6L1) '02-'08                |    | L/R   |  |  | NOTE           | METELLI ref.                            | ABS             | A  | B  | C  | D     | E    | F   | H | I   | L   | M   | Fig |   |
|---------------------------------------|---|-------|---|--|----------------|---|-----------------|----|----|----|-------|------|-----|---|-----|-----|-----|-----|---|
| 1.6 16v (77 kW) Eng. BTS              |    | 06-08 |   | ●  |                | <b>13-0283</b>                          |                 |    |    | 26 | 87    | 117  |     |   |     |     |     |     |   |
|                                       |    | 06-08 |   | ●  |                | <b>15-1414</b>                          |                 | 36 | 30 | 52 | 90    | 43,5 |     |   |     |     |     | 11  | 2 |
| 1.8 T. Cupra R (132 kW) Eng. BBU/ BLZ |    | 04-08 |   | ●  | +SE            | <b>13-0272</b>                          |                 |    |    | 25 | 78    | 130  |     |   |     |     |     |     |   |
|                                       |    | 04-08 |   | ●  | +SE            | <b>15-1413</b>                          |                 | 36 | 30 | 52 | 85    | 43   |     |   |     |     |     | 11  | 2 |
|                                       |    | 04-08 |   |  | ●              | M/T, Exc. Doppia Frizione/Double Clutch | <b>16-1010C</b> |    |    | 33 |       | 100  |     |   |     |     |     |     |   |
| 1.8 T. FR (110 kW) Eng. BKV/ BJX      |    | 03-08 |   | ●  | +SE            | <b>13-0272</b>                          |                 |    |    | 25 | 78    | 130  |     |   |     |     |     |     |   |
|                                       |    | 03-08 |   | ●  | +SE            | <b>15-1413</b>                          |                 | 36 | 30 | 52 | 85    | 43   |     |   |     |     |     | 11  | 2 |
|                                       |    | 03-08 |   |  | ●              | M/T, Exc. Doppia Frizione/Double Clutch | <b>16-1010C</b> |    |    | 33 |       | 100  |     |   |     |     |     |     |   |
| 1.9 SDi (47 kW) Eng. ASY              |    | 2/02- |   | ●  | +SE            | <b>13-0272</b>                          |                 |    |    | 25 | 78    | 130  |     |   |     |     |     |     |   |
|                                       |    | 2/02- |   | ●  | +SE            | <b>15-1413</b>                          |                 | 36 | 30 | 52 | 85    | 43   |     |   |     |     |     | 11  | 2 |
|                                       |    | 02-08 | L   |  |                |   | <b>17-0611</b>  |    | 36 | 33 |       | 85   | 94  |   | 59  |     | 501 | s10 |   |
|                                       |   | 02-08 | R   |  |                |   | <b>17-0612</b>  |    | 36 | 33 |       | 85   | 94  |   | 59  |     | 750 | s10 |   |
| 1.9 TDi (74 kW) Eng. ATD/ AXR/ BMT    |    | 2/02- |   | ●  | +SE            | <b>13-0283</b>                          |                 |    |    | 26 | 87    | 117  |     |   |     |     |     |     |   |
|                                       |    | 2/02- |   | ●  | +SE            | <b>15-1414</b>                          |                 | 36 | 30 | 52 | 90    | 43,5 |     |   |     |     |     | 11  | 2 |
| 1.9 TDi (96 kW) Eng. ASZ              |    | 02-   |   | ●  | +SE            | <b>13-0284</b>                          |                 |    |    | 26 | 86    | 138  |     |   |     |     |     |     |   |
|                                       |   | 02-   |   | ●  | A/T, 4Sp, +SE  | <b>13-0283</b>                          |                 |    |    | 26 | 87    | 117  |     |   |     |     |     |     |   |
|                                       |    | 02-   |   | ●  | +SE            | <b>15-1415</b>                          |                 | 36 | 27 | 52 | 97,95 | 39,5 |     |   |     |     |     | 11  | 2 |
|                                       |   | 02-   |   | ●  | A/T, 4Sp, +SE  | <b>15-1414</b>                          |                 | 36 | 30 | 52 | 90    | 43,5 |     |   |     |     |     | 11  | 2 |
|                                       |    | 02-   | L   |  |                | Ch 6L4030301-                           | <b>17-0874</b>  |    | 36 |    |       | 98   | 108 |   | 58  |     | 464 | s10 |   |
|                                       |   | 02-   | L   |  |                | M/T, Ch -6L4030300                      | <b>17-0741</b>  |    | 36 |    |       | 98   | 108 |   | 58  |     | 464 | s10 |   |
| 02-                                   | R   |       |   | M/T  | <b>17-0742</b> |   | 36              |    |    | 98 | 108   |      | 58  |   | 774 | s10 |     |     |   |
| 1.9 TDi Cupra R (110 kW) Eng. ARL     |    | 04-   |   | ●  | +SE            | <b>13-0272</b>                          |                 |    |    | 25 | 78    | 130  |     |   |     |     |     |     |   |
|                                       |    | 04-   |   | ●  | +SE            | <b>15-1413</b>                          |                 | 36 | 30 | 52 | 85    | 43   |     |   |     |     |     | 11  | 2 |
| 1.9 TDi Cupra R (118 kW) Eng. BPX     |  | 04-   |   | ●  | +SE            | <b>13-0284</b>                          |                 |    |    | 26 | 86    | 138  |     |   |     |     |     |     |   |
|                                       |   | 04-   |   | ●  | +SE            | <b>15-1415</b>                          |                 | 36 | 27 | 52 | 97,95 | 39,5 |     |   |     |     |     | 11  | 2 |
|                                       |  | 04-08 | L   |  |                | M/T                                     | <b>17-0874</b>  |    | 36 |    |       | 98   | 108 |   | 58  |     | 464 | s10 |   |
|                                       |   | 04-08 | R   |  |                | M/T                                     | <b>17-0742</b>  |    | 36 |    |       | 98   | 108 |   | 58  |     | 774 | s10 |   |
| 2.0 (85 kW) Eng. AZL/ BBX             |  | 02-   |   | ●  |                | <b>13-0283</b>                          |                 |    |    | 26 | 87    | 117  |     |   |     |     |     |     |   |
|                                       |  | 02-   |   | ●  |                | <b>15-1414</b>                          |                 | 36 | 30 | 52 | 90    | 43,5 |     |   |     |     |     | 11  | 2 |

| <b>Ibiza V (6J5,1,8), Sportcoupe, ST SW '08-</b> |    | L/R |  |  | NOTE                                    | METELLI ref.    | ABS | A  | B  | C  | D   | E    | F | H | I | L | M  | Fig |
|--|---|-----|---|---|---|-----------------|-----|----|----|----|-----|------|---|---|---|---|----|-----|
| 1.2 12v (51 kW) Eng. BXV/ BZG/ CGPA              |    | 08- | •   |   |   | <b>13-0272</b>  |     |    |    | 25 | 78  | 130  |   |   |   |   |    |     |
|  |    | 08- | •   |   |   | <b>15-1413</b>  |     | 36 | 30 | 52 | 85  | 43   |   |   |   |   | 11 | 2   |
| 1.2 TDi (55 kW) Eng. CFWA                        |    | 10- | •   |   |   | <b>13-0283</b>  |     |    |    | 26 | 87  | 117  |   |   |   |   |    |     |
|  |    | 10- | •   |   |   | <b>15-1414</b>  |     | 36 | 30 | 52 | 90  | 43,5 |   |   |   |   | 11 | 2   |
| 1.2 TSi (77 kW) Eng. CBZB                        |    | 10- | •   |   |   | <b>13-0283</b>  |     |    |    | 26 | 87  | 117  |   |   |   |   |    |     |
|  |    | 10- | •   |   |   | <b>15-1414</b>  |     | 36 | 30 | 52 | 90  | 43,5 |   |   |   |   | 11 | 2   |
| 1.4 16v (63 kW) Eng. BXW/ CGGB                   |    | 08- | •   |   |   | <b>13-0272</b>  |     |    |    | 25 | 78  | 130  |   |   |   |   |    |     |
|  |    | 08- | •   |   |   | <b>15-1413</b>  |     | 36 | 30 | 52 | 85  | 43   |   |   |   |   | 11 | 2   |
| 1.4 TDi (59 kW) Eng. BMS/ BNV                    |    | 08- | •   |   |   | <b>13-0272</b>  |     |    |    | 25 | 78  | 130  |   |   |   |   |    |     |
|  |    | 08- | •   |   |   | <b>15-1413</b>  |     | 36 | 30 | 52 | 85  | 43   |   |   |   |   | 11 | 2   |
| 1.6 16v (77 kW) Eng. BTS                         |    | 08- | •   |   |   | <b>13-0283</b>  |     |    |    | 26 | 87  | 117  |   |   |   |   |    |     |
|  |   | 08- | •   |   | +SE                                     | <b>13-0272</b>  |     |    |    | 25 | 78  | 130  |   |   |   |   |    |     |
|  |    | 08- | •   |   |   | <b>15-1414</b>  |     | 36 | 30 | 52 | 90  | 43,5 |   |   |   |   | 11 | 2   |
|  |   | 08- | •   |   | +SE                                     | <b>15-1413</b>  |     | 36 | 30 | 52 | 85  | 43   |   |   |   |   | 11 | 2   |
|  |    | 08- |   | •   | M/T, Exc. Doppia Frizione/Double Clutch | <b>16-1010C</b> |     |    | 33 |    | 100 |      |   |   |   |   |    |     |
| 1.6 TDi (66 kW) Eng. CAYB                        |    | 09- | •   |   |   | <b>13-0283</b>  |     |    |    | 26 | 87  | 117  |   |   |   |   |    |     |
|  |    | 09- | •   |   |   | <b>15-1414</b>  |     | 36 | 30 | 52 | 90  | 43,5 |   |   |   |   | 11 | 2   |
| 1.6 TDi (77 kW) Eng. CAYC/ CLNA                  |    | 10- | •   |   |   | <b>13-0283</b>  |     |    |    | 26 | 87  | 117  |   |   |   |   |    |     |
|  |    | 10- | •   |   |   | <b>15-1414</b>  |     | 36 | 30 | 52 | 90  | 43,5 |   |   |   |   | 11 | 2   |
| 1.9 TDi (66 kW) Eng. BXJ                         |    | 08- | •   |   |   | <b>13-0272</b>  |     |    |    | 25 | 78  | 130  |   |   |   |   |    |     |
|  |    | 08- | •   |   |   | <b>15-1413</b>  |     | 36 | 30 | 52 | 85  | 43   |   |   |   |   | 11 | 2   |
| 1.9 TDi (77 kW) Eng. BLS                         |   | 08- | •   |   |   | <b>13-0272</b>  |     |    |    | 25 | 78  | 130  |   |   |   |   |    |     |
|  |  | 08- | •   |   |   | <b>15-1413</b>  |     | 36 | 30 | 52 | 85  | 43   |   |   |   |   | 11 | 2   |
| 2.0 (85 kW) Eng. CEKA                            |  | 08- | •   |   |   | <b>13-0283</b>  |     |    |    | 26 | 87  | 117  |   |   |   |   |    |     |
|  |  | 08- | •   |   |   | <b>15-1414</b>  |     | 36 | 30 | 52 | 90  | 43,5 |   |   |   |   | 11 | 2   |
|  |  | 08- |   | •   | M/T, Exc. Doppia Frizione/Double Clutch | <b>16-1010C</b> |     |    | 33 |    | 100 |      |   |   |   |   |    |     |





































| Leon I (1M1) '99-'05               |    | L/R   |  |  | NOTE | METELLI ref.                            | ABS      | A  | B  | C    | D   | E   | F   | H | I  | L | M   | Fig |   |  |
|------------------------------------|---|-------|---|---|------|---|----------|----|----|------|-----|-----|-----|---|----|---|-----|-----|---|--|
| 1.4 16v (55 kW) Eng. AHW/ AXP/ BCA |    | 99-   |   | •   |      | 13-0154                                 |          |    |    | 22   | 76  | 113 |     |   |    |   |     |     |   |  |
|                                    |    | 99-05 |   |   | •    | 14-0020                                 |          |    |    | 21   | 94  | 97  |     |   |    |   |     |     |   |  |
|                                    |    | 99-   |   | •   |      | 15-1241                                 |          | 36 | 30 | 53   | 81  | 40  |     |   |    |   |     | 11  | 2 |  |
|                                    |    | 99-05 |   |   | •    | 16-1022                                 |          |    | 33 |      | 94  |     |     |   |    |   |     |     |   |  |
|                                    |    | 99-05 | L   |   |      | M/T                                     | 17-0207  |    | 36 | 33   |     | 81  | 92  |   | 74 |   | 554 | s14 |   |  |
|                                    |   | 99-05 | R   |   |      | M/T                                     | 17-0208  |    | 36 | 33   |     | 81  | 92  |   | 74 |   | 822 | s14 |   |  |
| 1.4 16v (55 kW) Eng. APE           |    | 99-   |   | •   |      | 13-0154                                 |          |    |    | 22   | 76  | 113 |     |   |    |   |     |     |   |  |
|                                    |    | 99-05 |   |   | •    | 14-0020                                 |          |    |    | 21   | 94  | 97  |     |   |    |   |     |     |   |  |
|                                    |    | 99-   |   | •   |      | 15-1241                                 |          | 36 | 30 | 53   | 81  | 40  |     |   |    |   |     | 11  | 2 |  |
|                                    |    | 99-05 |   |   | •    | 16-1022                                 |          |    | 33 |      | 94  |     |     |   |    |   |     |     |   |  |
|                                    |    | 99-05 | L   |   |      | M/T                                     | 17-0207  |    | 36 | 33   |     | 81  | 92  |   | 74 |   | 554 | s14 |   |  |
|                                    |   | 99-05 | R   |   |      | M/T                                     | 17-0208  |    | 36 | 33   |     | 81  | 92  |   | 74 |   | 822 | s14 |   |  |
| 1.6 (74 kW) Eng. AEH/ AKL          |    | 99-05 |   | •   |      | 13-0152                                 |          |    |    | 26   | 87  | 117 |     |   |    |   |     |     |   |  |
|                                    |    | 99-05 |   |   | •    | 14-0020                                 |          |    |    | 21   | 94  | 97  |     |   |    |   |     |     |   |  |
|                                    |    | 99-05 |   | •   |      | 15-1189                                 |          | 36 | 30 | 52,8 | 90  | 40  |     |   |    |   |     | 11  | 2 |  |
|                                    |    | 99-05 |   |   | •    | 16-1022                                 |          |    | 33 |      | 94  |     |     |   |    |   |     |     |   |  |
|                                    |    | 99-05 | L   |   |      | M/T                                     | 17-0207  |    | 36 | 33   |     | 81  | 92  |   | 74 |   | 554 | s14 |   |  |
|                                    |   | 99-05 | R   |   |      | M/T                                     | 17-0208  |    | 36 | 33   |     | 81  | 92  |   | 74 |   | 822 | s14 |   |  |
| 1.6 16v (77 kW) Eng. AUS/ AZD/ BCB |    | 99-   |   | •   |      | 13-0152                                 |          |    |    | 26   | 87  | 117 |     |   |    |   |     |     |   |  |
|                                    |   | 99-   |   | •   |      | 15-1189                                 |          | 36 | 30 | 52,8 | 90  | 40  |     |   |    |   |     | 11  | 2 |  |
|                                    |  | 99-05 | L   |   |      | M/T                                     | 17-0779  |    | 36 |      |     | 90  |     |   | 78 |   | 543 |     |   |  |
|                                    |   | 99-05 | R   |   |      | M/T                                     | 17-0758  |    | 36 |      |     | 90  |     |   | 78 |   | 810 |     |   |  |
| 1.8 20v (92 kW) Eng. AGN/ APG      |  | 99-   |   | •   |      | 13-0152                                 |          |    |    | 26   | 87  | 117 |     |   |    |   |     |     |   |  |
|                                    |  | 99-   |   | •   |      | 15-1189                                 |          | 36 | 30 | 52,8 | 90  | 40  |     |   |    |   |     | 11  | 2 |  |
|                                    |  | 99-05 |   |   | •    | M/T, Exc. Doppia Frizione/Double Clutch | 16-1010C |    | 33 |      | 100 |     |     |   |    |   |     |     |   |  |
|                                    |  | 99-   | L   |   |      |   | 17-0358  |    | 36 | 33   |     | 90  | 100 |   | 78 |   | 553 | s10 |   |  |
|                                    |   | 99-   | R   |   |      |   | 17-0211  |    | 36 | 33   |     | 90  | 100 |   | 78 |   | 823 | s10 |   |  |
| 1.8 20v T. (132 kW) Eng. APP/ AUQ  |  | 99-   |   | •   |      | 13-0293                                 |          |    |    | 25   | 90  | 107 |     |   |    |   |     |     |   |  |
|                                    |  | 99-   |   | •   |      | 15-1428                                 |          | 36 | 27 | 53   | 98  | 40  |     |   |    |   |     | 11  | 2 |  |
|                                    |  | 99-05 |   |   | •    | M/T, Exc. Doppia Frizione/Double Clutch | 16-1010C |    | 33 |      | 100 |     |     |   |    |   |     |     |   |  |
|                                    |   |       |   |   |      |   |          |    |    |      |     |     |     |   |    |   |     |     |   |  |


































| <b>Leon I (1M1) '99-'05</b>        |   |    | L/R |    |    | NOTE                                    | METELLI ref.    | ABS | A  | B  | C    | D   | E   | F | H  | I | L | M   | Fig |   |  |
|------------------------------------|---|---|-----|---|--|---|-----------------|-----|----|----|------|-----|-----|---|----|---|---|-----|-----|---|--|
| 1.8 20v T4 (132 kW) Eng. AJQ/ ARY  |    | 99-   |     | •   |  |   | <b>13-0293</b>  |     |    |    | 25   | 90  | 107 |   |    |   |   |     |     |   |  |
|                                    |    | 99-   |     | •   |  |   | <b>15-1428</b>  |     | 36 | 27 | 53   | 98  | 40  |   |    |   |   |     | 11  | 2 |  |
|                                    |    | 99-05   |     |   | •  | M/T, Exc. Doppia Frizione/Double Clutch | <b>16-1010C</b> |     |    | 33 |      | 100 |     |   |    |   |   |     |     |   |  |
| 1.8 T. Cupra R (154 kW) Eng. AMK   |    | 02-   |     | •   |  |   | <b>13-0293</b>  |     |    |    | 25   | 90  | 107 |   |    |   |   |     |     |   |  |
|                                    |    | 02-   |     | •   |  |   | <b>15-1428</b>  |     | 36 | 27 | 53   | 98  | 40  |   |    |   |   |     | 11  | 2 |  |
| 1.8 T. Cupra R (165 kW) Eng. BAM   |    | 03-   |     | •   |  |   | <b>13-0293</b>  |     |    |    | 25   | 90  | 107 |   |    |   |   |     |     |   |  |
|                                    |    | 03-   |     | •   |  |   | <b>15-1428</b>  |     | 36 | 27 | 53   | 98  | 40  |   |    |   |   |     | 11  | 2 |  |
| 1.9 SDi (50 kW) Eng. AGP/ AQM      |    | 99-   |     | •   |  |   | <b>13-0154</b>  |     |    |    | 22   | 76  | 113 |   |    |   |   |     |     |   |  |
|                                    |    | 99-05   |     |   | •  |   | <b>14-0020</b>  |     |    |    | 21   | 94  | 97  |   |    |   |   |     |     |   |  |
|                                    |    | 99-   |     | •   |  |   | <b>15-1241</b>  |     | 36 | 30 | 53   | 81  | 40  |   |    |   |   |     | 11  | 2 |  |
|                                    |    | 99-05   |     |   | •  |   | <b>16-1022</b>  |     |    | 33 |      | 94  |     |   |    |   |   |     |     |   |  |
| 1.9 TDi (66 kW) Eng. AGR/ ALH      |    | 99-05   |     | •   |  |   | <b>13-0152</b>  |     |    |    | 26   | 87  | 117 |   |    |   |   |     |     |   |  |
|                                    |    | 99-05   |     | •   |  |   | <b>15-1189</b>  |     | 36 | 30 | 52,8 | 90  | 40  |   |    |   |   |     | 11  | 2 |  |
|                                    |    | 99-05   | L   |   |  | M/T                                     | <b>17-0358</b>  |     | 36 | 33 |      | 90  | 100 |   | 78 |   |   | 553 | s10 |   |  |
|                                    |   | 99-05   | R   |   |  | M/T                                     | <b>17-0211</b>  |     | 36 | 33 |      | 90  | 100 |   | 78 |   |   | 823 | s10 |   |  |
| 1.9 TDi (81 kW) Eng. AHF/ ASV      |    | 99-   |     | •   |  |   | <b>13-0152</b>  |     |    |    | 26   | 87  | 117 |   |    |   |   |     |     |   |  |
|                                    |    | 99-   |     | •   |  |   | <b>15-1189</b>  |     | 36 | 30 | 52,8 | 90  | 40  |   |    |   |   |     | 11  | 2 |  |
|                                    |    | 99-05   | L   |   |  | M/T                                     | <b>17-0358</b>  |     | 36 | 33 |      | 90  | 100 |   | 78 |   |   | 553 | s10 |   |  |
|                                    |   | 99-05   | R   |   |  | M/T                                     | <b>17-0211</b>  |     | 36 | 33 |      | 90  | 100 |   | 78 |   |   | 823 | s10 |   |  |
| 1.9 TDi (96 kW) Eng. ASZ           |    | 03-05   |     | •   |  |   | <b>13-0154</b>  |     |    |    | 22   | 76  | 113 |   |    |   |   |     |     |   |  |
|                                    |   | 03-05   |     | •   |  |   | <b>15-1241</b>  |     | 36 | 30 | 53   | 81  | 40  |   |    |   |   |     | 11  | 2 |  |
| 1.9 TDi, Syncro (110 kW) Eng. ARL  |  | 01-   |     | •   |  |   | <b>13-0293</b>  |     |    |    | 25   | 90  | 107 |   |    |   |   |     |     |   |  |
|                                    |  | 01-   |     | •   |  |   | <b>15-1428</b>  |     | 36 | 27 | 53   | 98  | 40  |   |    |   |   |     | 11  | 2 |  |
|                                    |  |   |     |   | •  | M/T, Exc. Doppia Frizione/Double Clutch | <b>16-1010C</b> |     |    | 33 |      | 100 |     |   |    |   |   |     |     |   |  |
| 2.8 Cupra 4 (150 kW) Eng. AUE/ BDE |  | 01-   |     | •   |  |   | <b>13-0293</b>  |     |    |    | 25   | 90  | 107 |   |    |   |   |     |     |   |  |
|                                    |  | 01-   |     | •   |  |   | <b>15-1428</b>  |     | 36 | 27 | 53   | 98  | 40  |   |    |   |   |     | 11  | 2 |  |
|                                    |  | 01-05   |     |   | •  | M/T, Exc. Doppia Frizione/Double Clutch | <b>16-1010C</b> |     |    | 33 |      | 100 |     |   |    |   |   |     |     |   |  |
| <b>Leon II (1P1) '05-</b>          |   |  | L/R |  |  | NOTE                                    | METELLI ref.    | ABS | A  | B  | C    | D   | E   | F | H  | I | L | M   | Fig |   |  |
| 1.2 TSi (77 kW) Eng. CBZB          |  | 10-   |     | •   |  |   | <b>13-0319</b>  |     |    |    | 26   | 87  | 117 |   |    |   |   |     |     |   |  |
|                                    |  | 10-   |     | •   |  |   | <b>15-1467</b>  |     | 36 | 30 | 59,5 | 90  | 40  |   |    |   |   |     | 13  | 2 |  |






















| Leon II (1P1) '05-                       |    | L/R |  |  | NOTE                                    | METELLI ref.    | ABS | A  | B  | C    | D     | E    | F | H | I | L | M  | Fig |
|--|---|-----|---|---|---|-----------------|-----|----|----|------|-------|------|---|---|---|---|----|-----|
| 1.4 16v (55 kW) Eng. BBY                 |    | 05- | •   |   |   | <b>13-0321</b>  |     |    |    | 22   | 76    | 113  |   |   |   |   |    |     |
|  |    | 05- | •   |   |   | <b>15-1465</b>  |     | 36 | 30 | 59,5 | 81    | 40,3 |   |   |   |   | 13 | 2   |
| 1.4 16v (63 kW) Eng. BXW/ CGGB           |    | 07- | •   |   |   | <b>13-0319</b>  |     |    |    | 26   | 87    | 117  |   |   |   |   |    |     |
|  |    | 07- | •   |   |   | <b>15-1462</b>  |     | 36 | 30 | 59,6 | 89,9  | 40   |   |   |   |   | 13 | 2   |
|  |    | 07- |   | •   | M/T, Exc. Doppia Frizione/Double Clutch | <b>16-1010C</b> |     |    | 33 |      | 100   |      |   |   |   |   |    |     |
| 1.4 TSi (92 kW) Eng. CAXA/ CAXC          |    | 07- | •   |   |   | <b>13-0319</b>  |     |    |    | 26   | 87    | 117  |   |   |   |   |    |     |
|  |    | 07- | •   |   |   | <b>15-1467</b>  |     | 36 | 30 | 59,5 | 90    | 40   |   |   |   |   | 13 | 2   |
| 1.6 (75 kW) Eng. BSE/ BSF                |    | 05- | •   |   |   | <b>13-0319</b>  |     |    |    | 26   | 87    | 117  |   |   |   |   |    |     |
|  |    | 05- | •   |   |   | <b>15-1467</b>  |     | 36 | 30 | 59,5 | 90    | 40   |   |   |   |   | 13 | 2   |
|  |    | 05- |   | •   | M/T, Exc. Doppia Frizione/Double Clutch | <b>16-1010C</b> |     |    | 33 |      | 100   |      |   |   |   |   |    |     |
| 1.6 LPG (75 kW) Eng. CHGA/ CMXA          |    | 09- | •   |   |   | <b>13-0320</b>  |     |    |    | 25   | 90    | 107  |   |   |   |   |    |     |
|  |    | 09- | •   |   |   | <b>15-1467</b>  |     | 36 | 30 | 59,5 | 90    | 40   |   |   |   |   | 13 | 2   |
| 1.6 TDi (66 kW) Eng. CAYB                |    | 10- | •   |   |   | <b>13-0319</b>  |     |    |    | 26   | 87    | 117  |   |   |   |   |    |     |
|  |    | 10- | •   |   |   | <b>15-1467</b>  |     | 36 | 30 | 59,5 | 90    | 40   |   |   |   |   | 13 | 2   |
| 1.6 TDi (77 kW) Eng. CAYC                |    | 10- | •   |   | Doppia Frizione/Double Clutch           | <b>13-0480</b>  |     |    |    | 25,5 | 94    | 116  |   |   |   |   |    |     |
|  |    | 10- | •   |   | Doppia Frizione/Double Clutch           | <b>15-1708</b>  |     | 36 | 33 | 59,5 | 93,7  | 39,8 |   |   |   |   | 13 | 2   |
| 1.8 16v TFSI (118 kW) Eng. BZB/ CDAA     |    | 07- | •   |   | Doppia Frizione/Double Clutch           | <b>13-0480</b>  |     |    |    | 25,5 | 94    | 116  |   |   |   |   |    |     |
|  |    | 07- | •   |   | Doppia Frizione/Double Clutch           | <b>15-1708</b>  |     | 36 | 33 | 59,5 | 93,7  | 39,8 |   |   |   |   | 13 | 2   |
| 1.9 TDi (66 kW) Eng. BXF                 |    | 07- | •   |   |   | <b>13-0319</b>  |     |    |    | 26   | 87    | 117  |   |   |   |   |    |     |
|  |   | 09- | •   |   |   | <b>15-1467</b>  |     | 36 | 30 | 59,5 | 90    | 40   |   |   |   |   | 13 | 2   |
| 1.9 TDi (77 kW) Eng. BKC/ BLS/ BXE       |  | 05- | •   |   |   | <b>13-0319</b>  |     |    |    | 26   | 87    | 117  |   |   |   |   |    |     |
|  |  | 05- | •   |   |   | <b>15-1467</b>  |     | 36 | 30 | 59,5 | 90    | 40   |   |   |   |   | 13 | 2   |
|  |  | 05- |   | •   | M/T, Exc. Doppia Frizione/Double Clutch | <b>16-1010C</b> |     |    | 33 |      | 100   |      |   |   |   |   |    |     |
| 2.0 FSi (110 kW) Eng. BLR/ BLY/ BVY/ BVZ |  | 05- | •   |   | M/T                                     | <b>13-0319</b>  |     |    |    | 26   | 87    | 117  |   |   |   |   |    |     |
|  |   | 05- | •   |   | M/T, 6Sp                                | <b>13-0320</b>  |     |    |    | 25   | 90    | 107  |   |   |   |   |    |     |
|  |  | 05- | •   |   | M/T                                     | <b>15-1467</b>  |     | 36 | 30 | 59,5 | 90    | 40   |   |   |   |   | 13 | 2   |
|  |   | 05- | •   |   | M/T, 6Sp                                | <b>15-1463</b>  |     | 36 | 27 | 59,5 | 97,95 | 40,5 |   |   |   |   | 13 | 2   |
|  |  | 05- |   | •   | M/T, Exc. Doppia Frizione/Double Clutch | <b>16-1010C</b> |     |    | 33 |      | 100   |      |   |   |   |   |    |     |
| 2.0 TDi (100 kW) Eng. AZV                |  | 05- | •   |   |   | <b>13-0320</b>  |     |    |    | 25   | 90    | 107  |   |   |   |   |    |     |
|  |  | 05- | •   |   |   | <b>15-1463</b>  |     | 36 | 27 | 59,5 | 97,95 | 40,5 |   |   |   |   | 13 | 2   |




















































































| <b>Marbella (28) '86-'98</b>             |   |  | L/R |  |  | NOTE | METELLI ref. | ABS | A  | B  | C    | D  | E  | F | H | I | L | M | Fig |   |
|--|---|---|-----|---|--|------|--------------|-----|----|----|------|----|----|---|---|---|---|---|-----|---|
| 0.8 (25 kW) Eng. 08NCA/ 100GB            |    | 86-93   |     | •   |  | M/T  | 13-0002      |     |    |    | 20   | 68 | 80 |   |   |   |   |   |     |   |
|  |    | 86-93   |     | •   |  | M/T  | 15-1019      |     | 20 | 20 | 43,1 | 80 | 55 |   |   |   |   |   | 4   | 3 |
| 0.9, Kat (29 kW) Eng. 09NCA/ B           |    | 87-   |     | •   |  | M/T  | 13-0002      |     |    |    | 20   | 68 | 80 |   |   |   |   |   |     |   |
|  |    | 87-   |     | •   |  | M/T  | 15-1019      |     | 20 | 20 | 43,1 | 80 | 55 |   |   |   |   |   | 4   | 3 |
| 1.0 (33 kW)                              |    | 1/87-12/93  |     | •   |  | M/T  | 13-0002      |     |    |    | 20   | 68 | 80 |   |   |   |   |   |     |   |
|  |    | 1/87-12/93  |     | •   |  | M/T  | 15-1019      |     | 20 | 20 | 43,1 | 80 | 55 |   |   |   |   |   | 4   | 3 |
| 1.3 D (27 kW) Eng. 156A5.000             |    | 1/87-12/93  |     | •   |  | M/T  | 13-0002      |     |    |    | 20   | 68 | 80 |   |   |   |   |   |     |   |
|  |    | 1/87-12/93  |     | •   |  | M/T  | 15-1019      |     | 20 | 20 | 43,1 | 80 | 55 |   |   |   |   |   | 4   | 3 |
| <b>Panda (141A) '80-'98</b>              |   |  | L/R |  |  | NOTE | METELLI ref. | ABS | A  | B  | C    | D  | E  | F | H | I | L | M | Fig |   |
| 0.8 (25 kW) Eng. 100GL6.000              |    | 81-85   |     | •   |  |      | 13-0002      |     |    |    | 20   | 68 | 80 |   |   |   |   |   |     |   |
|  |    | 81-85   |     | •   |  |      | 15-1019      |     | 20 | 20 | 43,1 | 80 | 55 |   |   |   |   |   | 4   | 3 |
| 0.9 (31-33 kW) Eng. 100GL3.000/ 146A.000 |    | 3/80-   |     | •   |  |      | 13-0002      |     |    |    | 20   | 68 | 80 |   |   |   |   |   |     |   |
|  |    | 3/80-   |     | •   |  |      | 15-1019      |     | 20 | 20 | 43,1 | 80 | 55 |   |   |   |   |   | 4   | 3 |
| <b>Panda Trans '80-'86</b>               |   |  | L/R |  |  | NOTE | METELLI ref. | ABS | A  | B  | C    | D  | E  | F | H | I | L | M | Fig |   |
| All models                               |    |   |     | •   |  |      | 13-0001      |     |    |    | 20   | 68 | 80 |   |   |   |   |   |     |   |
|  |    |   |     | •   |  |      | 15-1001      |     | 20 | 20 | 43,1 | 80 | 55 |   |   |   |   |   | 4   | 3 |
| <b>Ronda (022A) '82-'88</b>              |   |  | L/R |  |  | NOTE | METELLI ref. | ABS | A  | B  | C    | D  | E  | F | H | I | L | M | Fig |   |
| 1.2 (44-46 kW) Eng. 021A.1000            |   | 84-12/86  |     | •   |  | M/T  | 13-0534      |     |    |    | 20   | 68 | 80 |   |   |   |   |   |     |   |
|  |  | 84-12/86  |     | •   |  | M/T  | 15-1055      |     | 22 | 20 | 48,1 | 80 | 55 |   |   |   |   |   | 4   | 3 |
| 1.2 (47 kW) Eng. 124B6.000               |  | 8/83-85   |     | •   |  | M/T  | 13-0534      |     |    |    | 20   | 68 | 80 |   |   |   |   |   |     |   |
|  |  | 8/83-85   |     | •   |  | M/T  | 15-1055      |     | 22 | 20 | 48,1 | 80 | 55 |   |   |   |   |   | 4   | 3 |
| 1.4 (54 kW) Eng. 124B7.000               |  | -7/83   |     | •   |  | M/T  | 13-0002      |     |    |    | 20   | 68 | 80 |   |   |   |   |   |     |   |
|  |  | 8/83-12/86  |     | •   |  | M/T  | 13-0534      |     |    |    | 20   | 68 | 80 |   |   |   |   |   |     |   |
|  |  | -7/83   |     | •   |  | M/T  | 15-1002      |     | 22 | 20 | 48,1 | 80 | 55 |   |   |   |   |   | 4   | 3 |
|  |  | 8/83-12/86  |     | •   |  | M/T  | 15-1055      |     | 22 | 20 | 48,1 | 80 | 55 |   |   |   |   |   | 4   | 3 |
| 1.5 (62-63 kW) Eng. 021A.2000            |  | 84-12/86  |     | •   |  | M/T  | 13-0534      |     |    |    | 20   | 68 | 80 |   |   |   |   |   |     |   |
|  |  | 84-12/86  |     | •   |  | M/T  | 15-1055      |     | 22 | 20 | 48,1 | 80 | 55 |   |   |   |   |   | 4   | 3 |















| <b>Ronda (022A) '82-'88</b>         |   |  | L/R |  |  | NOTE | METELLI ref.   | ABS             | A  | B  | C    | D   | E   | F   | H | I  | L | M  | Fig |     |  |
|-------------------------------------|---|---|-----|---|--|------|----------------|-----------------|----|----|------|-----|-----|-----|---|----|---|----|-----|-----|--|
| 1.6 (68 kW) Eng. 022A000/ 138AR6000 |    | 83-85   |     | •   |  |      | <b>13-0003</b> |                 |    |    | 20   | 75  | 105 |     |   |    |   |    |     |     |  |
|                                     |    | 83-85   |     |   | •  |      | <b>14-0002</b> |                 |    |    | 25   | 62  | 81  |     |   |    |   |    |     |     |  |
|                                     |    | 83-85   |     | •   |  |      | <b>15-1003</b> |                 | 22 | 25 | 48,1 | 85  | 58  |     |   |    |   | 4  | 2   |     |  |
|                                     |    | 83-85   |     |   | •  |      | <b>16-1002</b> |                 |    | 25 |      | 100 |     |     |   |    |   |    |     |     |  |
| 1.7 D (40-42 kW) Eng. 022A.5000     |    | 6/82-12/86  |     | •   |  | M/T  | <b>13-0534</b> |                 |    |    | 20   | 68  | 80  |     |   |    |   |    |     |     |  |
|                                     |    | 6/82-12/86  |     | •   |  | M/T  | <b>15-1055</b> |                 | 22 | 20 | 48,1 | 80  | 55  |     |   |    |   | 4  | 3   |     |  |
| <b>Terra (24) '87-'96</b>           |   |  | L/R |  |  | NOTE | METELLI ref.   | ABS             | A  | B  | C    | D   | E   | F   | H | I  | L | M  | Fig |     |  |
| 0.9, Kat (29 kW) Eng. 09NCA/ B      |    | 87-12/96  |     | •   |  |      | <b>13-0002</b> |                 |    |    | 20   | 68  | 80  |     |   |    |   |    |     |     |  |
|                                     |    | 87-12/96  |     | •   |  |      | <b>15-1019</b> |                 | 20 | 20 | 43,1 | 80  | 55  |     |   |    |   | 4  | 3   |     |  |
| 1.3 D (33 kW) Eng. MN               |    | 90-94   |     | •   |  |      | <b>13-0002</b> |                 |    |    | 20   | 68  | 80  |     |   |    |   |    |     |     |  |
|                                     |    | 90-94   |     | •   |  |      | <b>15-1019</b> |                 | 20 | 20 | 43,1 | 80  | 55  |     |   |    |   | 4  | 3   |     |  |
| 1.4 D (35 kW) Eng. 1W               |    | 90-95   |     | •   |  |      | <b>13-0002</b> |                 |    |    | 20   | 68  | 80  |     |   |    |   |    |     |     |  |
|                                     |    | 90-95   |     | •   |  |      | <b>15-1019</b> |                 | 20 | 20 | 43,1 | 80  | 55  |     |   |    |   | 4  | 3   |     |  |
| <b>Toledo I (1L) '91-'99</b>        |   |  | L/R |  |  | NOTE | METELLI ref.   | ABS             | A  | B  | C    | D   | E   | F   | H | I  | L | M  | Fig |     |  |
| 1.6 i (54 kW) Eng. EZ/ ABN          |    | 5/91-   |     | •   |  | M/T  | <b>13-0048</b> |                 |    |    | 22   | 83  | 79  |     |   |    |   |    |     |     |  |
|                                     |    | 5/91-   |     | •   |  | M/T  | <b>15-1009</b> |                 | 22 | 30 | 53   | 90  | 49  |     |   |    |   | 11 | 2   |     |  |
|                                     |    | 5/91-   | L   |   | •  |      | M/T            | <b>16-1010B</b> |    |    | 33   |     | 100 |     |   |    |   |    |     |     |  |
|                                     |   | 5/91-   | R   |   | •  |      | M/T            | <b>16-1010A</b> |    |    | 33   |     | 100 |     |   |    |   |    |     |     |  |
|                                     |   | 5/91-   | L   |   |  |      | -ABS           | <b>17-0339</b>  |    | 22 | 33   |     | 90  | 100 |   | 78 |   |    | 532 | s10 |  |
|                                     |   | 5/91-   | R   |   |  |      |                | <b>17-0615</b>  |    | 22 | 33   |     | 90  | 100 |   | 78 |   |    | 769 | s10 |  |
| 1.6 i (74 kW) Eng. AFT              |  | 96-3/99   |     | •   |  | M/T  | <b>13-0005</b> |                 |    |    | 20   | 68  | 80  |     |   |    |   |    |     |     |  |
|                                     |  | 96-3/99   |     |   | •  | M/T  | <b>14-0005</b> |                 |    |    | 21   | 94  | 97  |     |   |    |   |    |     |     |  |
|                                     |  | 96-3/99   |     | •   |  | M/T  | <b>15-1021</b> |                 | 22 | 30 | 53   | 81  | 48  |     |   |    |   | 11 | 2   |     |  |
|                                     |  | 96-3/99   |     |   | •  | M/T  | <b>16-1004</b> |                 |    | 33 |      | 94  |     |     |   |    |   |    |     |     |  |
| 1.6i (52-54-55 kW) Eng. 1F          |  | 5/91-   |     | •   |  | M/T  | <b>13-0048</b> |                 |    |    | 22   | 83  | 79  |     |   |    |   |    |     |     |  |
|                                     |  | 5/91-   |     | •   |  | M/T  | <b>15-1009</b> |                 | 22 | 30 | 53   | 90  | 49  |     |   |    |   | 11 | 2   |     |  |
|                                     |  | 5/91-   | L   |   | •  |      | M/T            | <b>16-1010B</b> |    |    | 33   |     | 100 |     |   |    |   |    |     |     |  |
|                                     |   | 5/91-   | R   |   | •  |      | M/T            | <b>16-1010A</b> |    |    | 33   |     | 100 |     |   |    |   |    |     |     |  |
|                                     |  | 5/91-   | L   |   |  |      | -ABS           | <b>17-0339</b>  |    | 22 | 33   |     | 90  | 100 |   | 78 |   |    | 532 | s10 |  |
|                                     |   | 5/91-   | R   |   |  |      |                | <b>17-0615</b>  |    | 22 | 33   |     | 90  | 100 |   | 78 |   |    | 769 | s10 |  |

| Toledo I (1L) '91-'99         |   |  | L/R |  |  | NOTE | METELLI ref.    | ABS            | A  | B  | C  | D   | E   | F   | H  | I  | L   | M   | Fig |   |
|-------------------------------|---|---|-----|---|---|------|-----------------|----------------|----|----|----|-----|-----|-----|----|----|-----|-----|-----|---|
| 1.8 16v (92 kW) Eng. PL       |    | 5/91-   | L   |   |   | -ABS | <b>17-0339</b>  |                | 22 | 33 |    | 90  | 100 |     | 78 |    | 532 | s10 |     |   |
|                               |   | 5/91-   | R   |   |   |      | <b>17-0615</b>  |                | 22 | 33 |    | 90  | 100 |     | 78 |    | 769 | s10 |     |   |
| 1.8 i (65 kW) Eng. RP         |    | 91-12/96  |     |   | ●   | M/T  | <b>13-0048</b>  |                |    |    | 22 | 83  | 79  |     |    |    |     |     |     |   |
|                               |    | 91-12/96  |     |   | ●   | M/T  | <b>15-1009</b>  |                | 22 | 30 | 53 | 90  | 49  |     |    |    |     | 11  | 2   |   |
|                               |    | 91-12/96  | L   |   | ●   | M/T  | <b>16-1010B</b> |                |    | 33 |    | 100 |     |     |    |    |     |     |     |   |
|                               |   | 91-12/96  | R   |   | ●   | M/T  | <b>16-1010A</b> |                |    | 33 |    | 100 |     |     |    |    |     |     |     |   |
|                               |    | 5/91-   | L   |   |   |      | -ABS            | <b>17-0339</b> |    | 22 | 33 |     | 90  | 100 |    | 78 |     | 532 | s10 |   |
|                               |   | 5/91-   | R   |   |   |      |                 | <b>17-0615</b> |    | 22 | 33 |     | 90  | 100 |    | 78 |     | 769 | s10 |   |
| 1.8 i (66 kW) Eng. ABS/ ADZ   |    | 93-12/96  |     |   | ●   | M/T  | <b>13-0048</b>  |                |    |    | 22 | 83  | 79  |     |    |    |     |     |     |   |
|                               |    | 93-12/96  |     |   | ●   | M/T  | <b>15-1009</b>  |                | 22 | 30 | 53 | 90  | 49  |     |    |    |     | 11  | 2   |   |
|                               |    | 93-12/96  | L   |   | ●   | M/T  | <b>16-1010B</b> |                |    | 33 |    | 100 |     |     |    |    |     |     |     |   |
|                               |   | 93-12/96  | R   |   | ●   | M/T  | <b>16-1010A</b> |                |    | 33 |    | 100 |     |     |    |    |     |     |     |   |
| 1.9 D (47-50 kW) Eng. 1Y      |    | 12/95-3/99  |     |   | ●   | M/T  | <b>13-0005</b>  |                |    |    | 20 | 68  | 80  |     |    |    |     |     |     |   |
|                               |   | 5/91-11/95  |     |   | ●   | M/T  | <b>13-0048</b>  |                |    |    | 22 | 83  | 79  |     |    |    |     |     |     |   |
|                               |    | 12/95-3/99  |     |   | ●   | M/T  | <b>14-0005</b>  |                |    |    | 21 | 94  | 97  |     |    |    |     |     |     |   |
|                               |    | 12/95-3/99  |     |   | ●   | M/T  | <b>15-1021</b>  |                | 22 | 30 | 53 | 81  | 48  |     |    |    |     |     | 11  | 2 |
|                               |   | 5/91-11/95  |     |   | ●   | M/T  | <b>15-1009</b>  |                | 22 | 30 | 53 | 90  | 49  |     |    |    |     |     | 11  | 2 |
|                               |    | 12/95-3/99  |     |   | ●   | M/T  | <b>16-1004</b>  |                |    | 33 |    | 94  |     |     |    |    |     |     |     |   |
|                               |   | 5/91-11/95  | L   |   | ●   | M/T  | <b>16-1010B</b> |                |    | 33 |    | 100 |     |     |    |    |     |     |     |   |
|                               |   | 5/91-11/95  | R   |   | ●   | M/T  | <b>16-1010A</b> |                |    | 33 |    | 100 |     |     |    |    |     |     |     |   |
|                               |  | 5/91-   | L   |   |   |      |                 | <b>17-0002</b> |    | 22 | 33 |     | 81  | 94  |    | 78 |     | 540 | s10 |   |
|                               |   | 5/91-   | L   |   |   |      | -ABS            | <b>17-0339</b> |    | 22 | 33 |     | 90  | 100 |    | 78 |     | 532 | s10 |   |
| 5/91-                         |   | R   |     |   |   |      | <b>17-0003</b>  |                | 22 | 33 |    | 81  | 94  |     | 78 |    | 774 | s10 |     |   |
| 5/91-                         |   | R   |     |   |   |      | <b>17-0615</b>  |                | 22 | 33 |    | 90  | 100 |     | 78 |    | 769 | s10 |     |   |
| 1.9 SDi (47 kW) Eng. AEF/ AEY |  | 12/95-3/99  |     |   | ●   | M/T  | <b>13-0005</b>  |                |    |    | 20 | 68  | 80  |     |    |    |     |     |     |   |
|                               |  | 12/95-3/99  |     |   | ●   | M/T  | <b>14-0005</b>  |                |    |    | 21 | 94  | 97  |     |    |    |     |     |     |   |
|                               |  | 12/95-3/99  |     |   | ●   | M/T  | <b>15-1021</b>  |                | 22 | 30 | 53 | 81  | 48  |     |    |    |     | 11  | 2   |   |
|                               |  | 12/95-3/99  |     |   | ●   | M/T  | <b>16-1004</b>  |                |    | 33 |    | 94  |     |     |    |    |     |     |     |   |
|                               |  | 95-99   | L   |   |   |      |                 | <b>17-0002</b> |    | 22 | 33 |     | 81  | 94  |    | 78 |     | 540 | s10 |   |
|                               |   | 95-99   | L   |   |   |      | -ABS            | <b>17-0339</b> |    | 22 | 33 |     | 90  | 100 |    | 78 |     | 532 | s10 |   |
|                               |   | 95-99   | R   |   |   |      |                 | <b>17-0003</b> |    | 22 | 33 |     | 81  | 94  |    | 78 |     | 774 | s10 |   |
| 95-99                         |   | R   |     |   |   |      | <b>17-0615</b>  |                | 22 | 33 |    | 90  | 100 |     | 78 |    | 769 | s10 |     |   |


















| Toledo I (1L) '91-'99             |    | L/R        |  |  | NOTE | METELLI ref. | ABS      | A  | B  | C    | D  | E   | F   | H | I  | L | M   | Fig |  |
|-----------------------------------|---|------------|---|---|------|--------------|----------|----|----|------|----|-----|-----|---|----|---|-----|-----|--|
| 1.9 TD (50-55 kW) Eng. AAZ        |    | 5/91-3/99  |   | •   | M/T  | 13-0048      |          |    |    | 22   | 83 | 79  |     |   |    |   |     |     |  |
|                                   |    | 5/91-3/99  |   | •   | M/T  | 15-1009      |          | 22 | 30 | 53   | 90 | 49  |     |   |    |   | 11  | 2   |  |
|                                   |    | 5/91-3/99  | L   |   | •    | M/T          | 16-1010B |    |    | 33   |    | 100 |     |   |    |   |     |     |  |
|                                   |   | 5/91-3/99  | R   |   | •    | M/T          | 16-1010A |    |    | 33   |    | 100 |     |   |    |   |     |     |  |
|                                   |    | 5/91-      | L   |   |      | -ABS         | 17-0339  |    | 22 | 33   |    | 90  | 100 |   | 78 |   | 532 | s10 |  |
|                                   |   | 5/91-      | R   |   |      |              | 17-0615  |    | 22 | 33   |    | 90  | 100 |   | 78 |   | 769 | s10 |  |
| 1.9 TDi (66 kW) Eng. 1Z/ AHU/ ANU |    | 95-3/99    |   | •   | M/T  | 13-0048      |          |    |    | 22   | 83 | 79  |     |   |    |   |     |     |  |
|                                   |    | 95-3/99    |   | •   | M/T  | 15-1009      |          | 22 | 30 | 53   | 90 | 49  |     |   |    |   | 11  | 2   |  |
|                                   |    | 95-3/99    | L   |   | •    | M/T          | 16-1010B |    |    | 33   |    | 100 |     |   |    |   |     |     |  |
|                                   |   | 95-3/99    | R   |   | •    | M/T          | 16-1010A |    |    | 33   |    | 100 |     |   |    |   |     |     |  |
| 1.9 TDi (81 kW) Eng. AFN          |    | 96-99      |   | •   | M/T  | 13-0048      |          |    |    | 22   | 83 | 79  |     |   |    |   |     |     |  |
|                                   |    | 96-99      |   | •   | M/T  | 15-1009      |          | 22 | 30 | 53   | 90 | 49  |     |   |    |   | 11  | 2   |  |
|                                   |    | 96-99      | L   |   | •    | M/T          | 16-1010B |    |    | 33   |    | 100 |     |   |    |   |     |     |  |
|                                   |   | 96-99      | R   |   | •    | M/T          | 16-1010A |    |    | 33   |    | 100 |     |   |    |   |     |     |  |
|                                   |    | 96-99      | L   |   |      |              | 17-0339  |    | 22 | 33   |    | 90  | 100 |   | 78 |   | 532 | s10 |  |
|                                   |   | 96-99      | R   |   |      |              | 17-0615  |    | 22 | 33   |    | 90  | 100 |   | 78 |   | 769 | s10 |  |
| 2.0 i (85 kW) Eng. 2E/ AGG        |    | 5/91-      |   | •   | M/T  | 13-0048      |          |    |    | 22   | 83 | 79  |     |   |    |   |     |     |  |
|                                   |    | 5/91-      |   | •   | M/T  | 15-1009      |          | 22 | 30 | 53   | 90 | 49  |     |   |    |   | 11  | 2   |  |
|                                   |    | 5/91-      | L   |   | •    | M/T          | 16-1010B |    |    | 33   |    | 100 |     |   |    |   |     |     |  |
|                                   |   | 5/91-      | R   |   | •    | M/T          | 16-1010A |    |    | 33   |    | 100 |     |   |    |   |     |     |  |
|                                   |  | 5/91-      | L   |   |      | A/T          | 17-0002  |    | 22 | 33   |    | 81  | 94  |   | 78 |   | 540 | s10 |  |
|                                   |   | 5/91-      | L   |   |      | M/T          | 17-0339  |    | 22 | 33   |    | 90  | 100 |   | 78 |   | 532 | s10 |  |
|                                   |   | 5/91-      | R   |   |      | A/T          | 17-0003  |    | 22 | 33   |    | 81  | 94  |   | 78 |   | 774 | s10 |  |
|                                   |   | 5/91-      | R   |   |      | M/T          | 17-0615  |    | 22 | 33   |    | 90  | 100 |   | 78 |   | 769 | s10 |  |
| 2.0 i 16v (110 kW) Eng. ABF       |  | 11/93-3/99 |   | •   | M/T  | 13-0152      |          |    |    | 26   | 87 | 117 |     |   |    |   |     |     |  |
|                                   |  | 11/93-3/99 |   | •   | M/T  | 15-1189      |          | 36 | 30 | 52,8 | 90 | 40  |     |   |    |   | 11  | 2   |  |
|                                   |  | 11/93-3/99 | L   |   | •    | M/T          | 16-1010B |    |    | 33   |    | 100 |     |   |    |   |     |     |  |
|                                   |   | 11/93-3/99 | R   |   | •    | M/T          | 16-1010A |    |    | 33   |    | 100 |     |   |    |   |     |     |  |

| Toledo II (1M2) '99-'04            |   |  | L/R |  |  | NOTE | METELLI ref. | ABS | A  | B  | C    | D   | E   | F | H  | I | L | M   | Fig |
|------------------------------------|---|---|-----|---|---|------|--------------|-----|----|----|------|-----|-----|---|----|---|---|-----|-----|
| 1.4 16v (55 kW) Eng. AHW/ AXP      |    | 7/99-   |     | •   |   | M/T  | 13-0154      |     |    |    | 22   | 76  | 113 |   |    |   |   |     |     |
|                                    |    | 99-04   |     |   | •   |      | 14-0020      |     |    |    | 21   | 94  | 97  |   |    |   |   |     |     |
|                                    |    | 7/99-   |     | •   |   | M/T  | 15-1241      |     | 36 | 30 | 53   | 81  | 40  |   |    |   |   | 11  | 2   |
|                                    |    | 99-04   |     |   | •   |      | 16-1022      |     |    | 33 |      | 94  |     |   |    |   |   |     |     |
| 1.6 (74 kW) Eng. AEH/ AKL          |    | 4/99-9/00   |     | •   |   |      | 13-0154      |     |    |    | 22   | 76  | 113 |   |    |   |   |     |     |
|                                    |    | 99-00   |     |   | •   |      | 14-0020      |     |    |    | 21   | 94  | 97  |   |    |   |   |     |     |
|                                    |    | 4/99-9/00   |     | •   |   |      | 15-1241      |     | 36 | 30 | 53   | 81  | 40  |   |    |   |   | 11  | 2   |
|                                    |    | 99-00   |     |   | •   |      | 16-1022      |     |    | 33 |      | 94  |     |   |    |   |   |     |     |
| 1.6 16v (77 kW) Eng. AUS/ AZD/ BCB |    | 00-04   |     | •   |   |      | 13-0152      |     |    |    | 26   | 87  | 117 |   |    |   |   |     |     |
|                                    |    | 00-04   |     |   | •   |      | 14-0020      |     |    |    | 21   | 94  | 97  |   |    |   |   |     |     |
|                                    |    | 00-04   |     | •   |   |      | 15-1189      |     | 36 | 30 | 52,8 | 90  | 40  |   |    |   |   | 11  | 2   |
|                                    |    | 00-04   |     |   | •   |      | 16-1022      |     |    | 33 |      | 94  |     |   |    |   |   |     |     |
| 1.8 20v (92 kW) Eng. AGN/ APG      |    | 4/99-   |     | •   |   |      | 13-0152      |     |    |    | 26   | 87  | 117 |   |    |   |   |     |     |
|                                    |    | 4/99-   |     | •   |   |      | 15-1189      |     | 36 | 30 | 52,8 | 90  | 40  |   |    |   |   | 11  | 2   |
|                                    |    | 4/99-   |     |   | •   |      | 16-1010A     |     |    | 33 |      | 100 |     |   |    |   |   |     |     |
| 1.8 20v T. (132 kW) Eng. ARY/ AUQ  |    | 01-04   |     | •   |   |      | 13-0152      |     |    |    | 26   | 87  | 117 |   |    |   |   |     |     |
|                                    |    | 01-04   |     | •   |   |      | 15-1189      |     | 36 | 30 | 52,8 | 90  | 40  |   |    |   |   | 11  | 2   |
|                                    |    | 01-04   |     |   | •   |      | 16-1010A     |     |    | 33 |      | 100 |     |   |    |   |   |     |     |
| 1.8 T (165 kW) Eng. BAM            |    | 99-05   | L   |   |   | M/T  | 17-0358      |     | 36 | 33 |      | 90  | 100 |   | 78 |   |   | 553 | s10 |
|                                    |   | 99-05   | R   |   |   | M/T  | 17-0211      |     | 36 | 33 |      | 90  | 100 |   | 78 |   |   | 823 | s10 |
| 1.9 SDi (50 kW) Eng. AQM           |   | 99-   |     | •   |   |      | 13-0154      |     |    |    | 22   | 76  | 113 |   |    |   |   |     |     |
|                                    |  | 99-04   |     |   | •   |      | 14-0020      |     |    |    | 21   | 94  | 97  |   |    |   |   |     |     |
|                                    |  | 99-   |     | •   |   |      | 15-1241      |     | 36 | 30 | 53   | 81  | 40  |   |    |   |   | 11  | 2   |
|                                    |  | 99-04   |     |   | •   |      | 16-1022      |     |    | 33 |      | 94  |     |   |    |   |   |     |     |
| 1.9 TDi (110 kW) Eng. ARL          |  | 00-04   |     | •   |   |      | 13-0152      |     |    |    | 26   | 87  | 117 |   |    |   |   |     |     |
|                                    |  | 00-04   |     | •   |   |      | 15-1189      |     | 36 | 30 | 52,8 | 90  | 40  |   |    |   |   | 11  | 2   |
|                                    |  | 00-04   |     |   | •   |      | 16-1010A     |     |    | 33 |      | 100 |     |   |    |   |   |     |     |

| Toledo II (1M2) '99-'04                 |   |  | L/R |  |  | NOTE                                    | METELLI ref. | ABS | A  | B    | C     | D    | E   | F | H  | I | L | M   | Fig |
|---|---|---|-----|---|--|---|--------------|-----|----|------|-------|------|-----|---|----|---|---|-----|-----|
| 1.9 TDi (66 kW) Eng. AGR/ ALH           |    | 99-04   |     | •   |  |   | 13-0152      |     |    |      | 26    | 87   | 117 |   |    |   |   |     |     |
|   |    | 99-04   |     | •   |  |   | 15-1189      | 36  | 30 | 52,8 | 90    | 40   |     |   |    |   |   | 11  | 2   |
|   |    | 99-04   |     |   | •  |   | 16-1010A     |     |    | 33   |       | 100  |     |   |    |   |   |     |     |
|   |    | 99-04   | L   |   |  | M/T                                     | 17-0358      | 36  | 33 |      |       | 90   | 100 |   | 78 |   |   | 553 | s10 |
|   |   | 99-04   | R   |   |  | M/T                                     | 17-0211      | 36  | 33 |      |       | 90   | 100 |   | 78 |   |   | 823 | s10 |
| 1.9 TDi (81 kW) Eng. AHF/ ASV           |    | 99-04   |     | •   |  |   | 13-0152      |     |    |      | 26    | 87   | 117 |   |    |   |   |     |     |
|   |    | 99-04   |     | •   |  |   | 15-1189      | 36  | 30 | 52,8 | 90    | 40   |     |   |    |   |   | 11  | 2   |
|   |    | 99-04   |     |   | •  |   | 16-1010A     |     |    | 33   |       | 100  |     |   |    |   |   |     |     |
|   |    | 99-04   | L   |   |  | M/T                                     | 17-0358      | 36  | 33 |      |       | 90   | 100 |   | 78 |   |   | 553 | s10 |
|   |   | 99-04   | R   |   |  | M/T                                     | 17-0211      | 36  | 33 |      |       | 90   | 100 |   | 78 |   |   | 823 | s10 |
| 1.9 TDi (96 kW) Eng. ASZ                |    | 03-   |     | •   |  | Ch -1M3109000                           | 13-0293      |     |    |      | 25    | 90   | 107 |   |    |   |   |     |     |
|   |    | 03-   |     | •   |  | Ch -1M3109000                           | 15-1428      | 36  | 27 | 53   | 98    | 40   |     |   |    |   |   | 11  | 2   |
|   |    | 03-   |     |   | •  |   | 16-1010A     |     |    | 33   |       | 100  |     |   |    |   |   |     |     |
| 2.3 V5 (110 kW) Eng. AGZ                |    | 99-01   |     | •   |  |   | 13-0152      |     |    |      | 26    | 87   | 117 |   |    |   |   |     |     |
|   |    | 99-01   |     | •   |  |   | 15-1189      | 36  | 30 | 52,8 | 90    | 40   |     |   |    |   |   | 11  | 2   |
| 2.3 V5 20v (125 kW) Eng. AQN            |    | 01-04   |     | •   |  |   | 13-0152      |     |    |      | 26    | 87   | 117 |   |    |   |   |     |     |
|   |    | 01-04   |     | •   |  |   | 15-1189      | 36  | 30 | 52,8 | 90    | 40   |     |   |    |   |   | 11  | 2   |
| Toledo III (5P2) '04-                   |   |  | L/R |  |  | NOTE                                    | METELLI ref. | ABS | A  | B    | C     | D    | E   | F | H  | I | L | M   | Fig |
| 1.6 (75 kW) Eng. BGU/ BSF/ BSE/ CCSA    |   | 04-   |     | •   |  | M/T+A/T, Tiptronic                      | 13-0319      |     |    |      | 26    | 87   | 117 |   |    |   |   |     |     |
|   |  | 04-   |     | •   |  | Tiptronic                               | 15-1467      | 36  | 30 | 59,5 | 90    | 40   |     |   |    |   |   | 13  | 2   |
|   |   | 04-   |     | •   |  | M/T, 5Sp                                | 15-1462      | 36  | 30 | 59,6 | 89,9  | 40   |     |   |    |   |   | 13  | 2   |
|   |  | 04-   |     |   | •  | M/T, Exc. Doppia Frizione/Double Clutch | 16-1010C     |     |    | 33   |       | 100  |     |   |    |   |   |     |     |
| 1.8 TFSi (118 kW) Eng. BYT/ BZB/ CDA    |  | 07-   |     | •   |  |   | 13-0320      |     |    |      | 25    | 90   | 107 |   |    |   |   |     |     |
|   |  | 07-   |     | •   |  |   | 15-1463      | 36  | 27 | 59,5 | 97,95 | 40,5 |     |   |    |   |   | 13  | 2   |
| 1.9 TDi (77 kW) Eng. BKC/ BJB/ BLS/ BXE |  | 10/04-  |     | •   |  | A/T, 6Sp, Eng. BKC                      | 13-0320      |     |    |      | 25    | 90   | 107 |   |    |   |   |     |     |
|   |   | 10/04-  |     | •   |  | M/T, 5/6Sp, Eng. BKC                    | 13-0319      |     |    |      | 26    | 87   | 117 |   |    |   |   |     |     |
|   |  | 10/04-  |     | •   |  | A/T, 6Sp, Eng. BKC                      | 15-1463      | 36  | 27 | 59,5 | 97,95 | 40,5 |     |   |    |   |   | 13  | 2   |
|   |   | 10/04-  |     | •   |  | M/T, 5/6Sp, Eng. BKC                    | 15-1467      | 36  | 30 | 59,5 | 90    | 40   |     |   |    |   |   | 13  | 2   |
|   |  | 04-   |     |   | •  | M/T, Exc. Doppia Frizione/Double Clutch | 16-1010C     |     |    | 33   |       | 100  |     |   |    |   |   |     |     |

| Toledo III (5P2) '04-                    |  | L/R    |  |  | NOTE                                      | METELLI ref. | ABS | A  | B  | C    | D     | E    | F | H | I | L | M | Fig |   |
|--|---|--------|---|--|---|--------------|-----|----|----|------|-------|------|---|---|---|---|---|-----|---|
| 2.0 FSI (110 kW) Eng. BLR/ BLY/ BVY/ BVZ |  | 10/04- |   | •  | A/T, 6Sp                                  | 13-0319      |     |    |    | 26   | 87    | 117  |   |   |   |   |   |     |   |
|  |  | 10/04- |   | •  | A/T, 6Sp                                  | 15-1467      |     | 36 | 30 | 59,5 | 90    | 40   |   |   |   |   |   | 13  | 2 |
|  |  | 04-    |   |  | • M/T, Exc. Doppia Frizione/Double Clutch | 16-1010C     |     |    | 33 |      | 100   |      |   |   |   |   |   |     |   |
| 2.0 TDi (100 kW) Eng. AZV                |  | 04-    |   | •  |   | 13-0320      |     |    |    | 25   | 90    | 107  |   |   |   |   |   |     |   |
|  |  | 04-    |   | •  |   | 15-1463      |     | 36 | 27 | 59,5 | 97,95 | 40,5 |   |   |   |   |   | 13  | 2 |
| 2.0 TDi (103 kW) Eng. BKD/ BMM           |  | 10/04- |   | •  |   | 13-0320      |     |    |    | 25   | 90    | 107  |   |   |   |   |   |     |   |
|  |  | 10/04- |   | •  |   | 15-1463      |     | 36 | 27 | 59,5 | 97,95 | 40,5 |   |   |   |   |   | 13  | 2 |
| 2.0 TDi (125 kW) Eng. BMN/ CEGA          |  | 06-    |   | •  | 6Sp                                       | 13-0436      |     |    |    | 27,3 | 96,5  | 109  |   |   |   |   |   |     |   |
|  |  | 06-    |   | •  | 6Sp                                       | 15-1658      |     | 36 | 27 | 59,5 | 100,1 | 40   |   |   |   |   |   | 13  | 1 |
| 2.0 TFSi (147 kW) Eng. BWA               |  | 05-    |   | •  |   | 13-0320      |     |    |    | 25   | 90    | 107  |   |   |   |   |   |     |   |
|  |  | 05-    |   | •  |   | 15-1463      |     | 36 | 27 | 59,5 | 97,95 | 40,5 |   |   |   |   |   | 13  | 2 |






















### SEAT LCV

| Inca (6K9) '95-                |    | L/R    |  |  | NOTE | METELLI ref. | ABS     | A  | B  | C  | D  | E  | F  | H | I  | L | M | Fig |     |
|--------------------------------|---|--------|---|--|------|--------------|---------|----|----|----|----|----|----|---|----|---|---|-----|-----|
| 1.4 (44 kW) Eng. AEX/ AKV/ APQ |    | 95-    |   | •  |      | 13-0005      |         |    |    | 20 | 68 | 80 |    |   |    |   |   |     |     |
|                                |    | 95-    |   | •  |      | 15-1021      |         | 22 | 30 | 53 | 81 | 48 |    |   |    |   |   | 11  | 2   |
|                                |    | 11/95- | L   |  |      |              | 17-0121 |    | 22 | 33 |    | 81 | 94 |   | 78 |   |   | 562 | s10 |
|                                |   | 11/95- | R   |  |      |              | 17-0126 |    | 22 | 33 |    | 81 | 94 |   | 78 |   |   | 760 | s10 |
| 1.4 (44 kW) Eng. AKK/ AUD      |    | 95-    |   | •  |      | 13-0005      |         |    |    | 20 | 68 | 80 |    |   |    |   |   |     |     |
|                                |   | 95-    |   | •  |      | 15-1021      |         | 22 | 30 | 53 | 81 | 48 |    |   |    |   |   | 11  | 2   |
|                                |  | 11/95- | L   |  |      |              | 17-0121 |    | 22 | 33 |    | 81 | 94 |   | 78 |   |   | 562 | s10 |
|                                |   | 11/95- | R   |  |      |              | 17-0126 |    | 22 | 33 |    | 81 | 94 |   | 78 |   |   | 760 | s10 |
| 1.4 (44 kW) Eng. ANW           |  | 95-    |   | •  |      | 13-0005      |         |    |    | 20 | 68 | 80 |    |   |    |   |   |     |     |
|                                |  | 95-    |   | •  |      | 15-1021      |         | 22 | 30 | 53 | 81 | 48 |    |   |    |   |   | 11  | 2   |
|                                |  | 11/95- | L   |  |      |              | 17-0121 |    | 22 | 33 |    | 81 | 94 |   | 78 |   |   | 562 | s10 |
|                                |   | 11/95- | R   |  |      |              | 17-0126 |    | 22 | 33 |    | 81 | 94 |   | 78 |   |   | 760 | s10 |
| 1.4 16v (55 kW) Eng. AUA       |  | 00-    |   | •  |      | 13-0005      |         |    |    | 20 | 68 | 80 |    |   |    |   |   |     |     |
|                                |  | 00-    |   | •  |      | 15-1021      |         | 22 | 30 | 53 | 81 | 48 |    |   |    |   |   | 11  | 2   |
| 1.6 i (55 kW) Eng. AEE         |  | 95-    |   | •  |      | 13-0005      |         |    |    | 20 | 68 | 80 |    |   |    |   |   |     |     |
|                                |  | 95-    |   | •  |      | 15-1021      |         | 22 | 30 | 53 | 81 | 48 |    |   |    |   |   | 11  | 2   |
|                                |  | 11/95- | L   |  |      |              | 17-0002 |    | 22 | 33 |    | 81 | 94 |   | 78 |   |   | 540 | s10 |
|                                |   | 11/95- | R   |  |      |              | 17-0003 |    | 22 | 33 |    | 81 | 94 |   | 78 |   |   | 774 | s10 |








































## SEAT LCV






























635



























| <b>Inca (6K9) '95-</b>                 |   |  | L/R |  |  | NOTE | METELLI ref.   | ABS            | A  | B  | C    | D  | E  | F  | H | I  | L | M | Fig |     |  |
|--|---|---|-----|---|--|------|----------------|----------------|----|----|------|----|----|----|---|----|---|---|-----|-----|--|
| 1.6i (52-54-55 kW) Eng. 1F             |  | 95-   |     | •   |  |      | <b>13-0005</b> |                |    |    | 20   | 68 | 80 |    |   |    |   |   |     |     |  |
|  |  | 95-   |     | •   |  |      | <b>15-1021</b> |                | 22 | 30 | 53   | 81 | 48 |    |   |    |   |   | 11  | 2   |  |
|  |  | 11/95-  | L   |   |  |      |                | <b>17-0002</b> |    | 22 | 33   |    | 81 | 94 |   | 78 |   |   | 540 | s10 |  |
|  |   | 11/95-  | R   |   |  |      |                | <b>17-0003</b> |    | 22 | 33   |    | 81 | 94 |   | 78 |   |   | 774 | s10 |  |
| 1.7 D (42 kW) Eng. AHB                 |  | 96-   |     | •   |  |      | <b>13-0005</b> |                |    |    | 20   | 68 | 80 |    |   |    |   |   |     |     |  |
|  |  | 96-   |     | •   |  |      | <b>15-1021</b> |                | 22 | 30 | 53   | 81 | 48 |    |   |    |   |   | 11  | 2   |  |
| 1.9 D (47 kW) Eng. 1Y                  |  | 95-   |     | •   |  |      | <b>13-0005</b> |                |    |    | 20   | 68 | 80 |    |   |    |   |   |     |     |  |
|  |  | 95-   |     | •   |  |      | <b>15-1021</b> |                | 22 | 30 | 53   | 81 | 48 |    |   |    |   |   | 11  | 2   |  |
|  |  | 11/95-  | L   |   |  |      |                | <b>17-0002</b> |    | 22 | 33   |    | 81 | 94 |   | 78 |   |   | 540 | s10 |  |
|  |   | 11/95-  | R   |   |  |      |                | <b>17-0003</b> |    | 22 | 33   |    | 81 | 94 |   | 78 |   |   | 774 | s10 |  |
| 1.9 SDi (47 kW) Eng. AEY/ AYQ          |  | 95-   |     | •   |  |      | <b>13-0005</b> |                |    |    | 20   | 68 | 80 |    |   |    |   |   |     |     |  |
|  |  | 95-   |     | •   |  |      | <b>15-1021</b> |                | 22 | 30 | 53   | 81 | 48 |    |   |    |   |   | 11  | 2   |  |
|  |  | 11/95-  | L   |   |  |      |                | <b>17-0002</b> |    | 22 | 33   |    | 81 | 94 |   | 78 |   |   | 540 | s10 |  |
|  |   | 11/95-  | R   |   |  |      |                | <b>17-0003</b> |    | 22 | 33   |    | 81 | 94 |   | 78 |   |   | 774 | s10 |  |
| 1.9 TDi (66 kW) Eng. 1Z/ AHU/ ALH/ ANU |  | 96-   |     | •   |  |      | <b>13-0005</b> |                |    |    | 20   | 68 | 80 |    |   |    |   |   |     |     |  |
|  |  | 96-   |     | •   |  |      | <b>15-1021</b> |                | 22 | 30 | 53   | 81 | 48 |    |   |    |   |   | 11  | 2   |  |
| <b>Marbella (028A) Van '87-'93</b>     |   |  | L/R |  |  | NOTE | METELLI ref.   | ABS            | A  | B  | C    | D  | E  | F  | H | I  | L | M | Fig |     |  |
| 0.9 (29 kW) Eng. 09NCA/ B              |  | 87-93   |     | •   |  | M/T  | <b>13-0002</b> |                |    |    | 20   | 68 | 80 |    |   |    |   |   |     |     |  |
|  |  | 87-93   |     | •   |  | M/T  | <b>15-1019</b> |                | 20 | 20 | 43,1 | 80 | 55 |    |   |    |   |   | 4   | 3   |  |

## SKODA
































| <b>Fabia I (6Y2, 3, 5), SW '99-'07</b>   |   |  | L/R |  |  | NOTE | METELLI ref.   | ABS            | A  | B  | C  | D  | E   | F  | H | I  | L | M | Fig |   |  |
|--|---|---|-----|---|--|------|----------------|----------------|----|----|----|----|-----|----|---|----|---|---|-----|---|--|
| 1.0 (Exc. SW) (37 kW) Eng. AQV/ ARV/ ATY |  | 99-02   |     | •   |  | +SI  | <b>13-0278</b> |                |    |    | 25 | 78 | 130 |    |   |    |   |   |     |   |  |
|  |  | 99-02   |     | •   |  | +SI  | <b>15-1403</b> |                | 20 | 30 | 52 | 85 | 44  |    |   |    |   |   | 11  | 2 |  |
|  |  | 99-02   | L   |   |  |      |                | <b>17-0777</b> |    | 36 |    |    | 85  | 94 |   | 59 |   |   | 487 |   |  |
|  |   | 99-03   | R   |   |  |      |                | <b>17-0743</b> |    | 36 |    |    | 85  | 94 |   | 59 |   |   | 758 |   |  |
| 1.2 (40 kW) Eng. AWY/ BMD                |  | 02-   |     | •   |  | +SI  | <b>13-0278</b> |                |    |    | 25 | 78 | 130 |    |   |    |   |   |     |   |  |
|  |  | 02-   |     | •   |  | +SI  | <b>15-1403</b> |                | 20 | 30 | 52 | 85 | 44  |    |   |    |   |   | 11  | 2 |  |
|  |  | 02-   | L   |   |  |      |                | <b>17-0777</b> |    | 36 |    |    | 85  | 94 |   | 59 |   |   | 487 |   |  |
|  |   | 02-   | R   |   |  |      |                | <b>17-0743</b> |    | 36 |    |    | 85  | 94 |   | 59 |   |   | 758 |   |  |

































| <b>Fabia I (6Y2, 3, 5), SW '99-'07</b> |    | L/R   |  |  | NOTE | METELLI ref.   | ABS            | A  | B  | C  | D  | E    | F  | H | I  | L | M | Fig |     |     |
|--|---|-------|---|---|------|----------------|----------------|----|----|----|----|------|----|---|----|---|---|-----|-----|-----|
| 1.2 (47 kW) Eng. AZQ/ BME              |    | 03-   |   | ●   | +SI  | <b>13-0278</b> |                |    |    | 25 | 78 | 130  |    |   |    |   |   |     |     |     |
|  |    | 03-   |   | ●   | +SI  | <b>15-1403</b> |                | 20 | 30 | 52 | 85 | 44   |    |   |    |   |   | 11  | 2   |     |
| 1.4 (44 kW) Eng. AZE/ AZF              |    | 00-   |   | ●   | +SI  | <b>13-0278</b> |                |    |    | 25 | 78 | 130  |    |   |    |   |   |     |     |     |
|  |    | 00-   |   | ●   | +SI  | <b>15-1403</b> |                | 20 | 30 | 52 | 85 | 44   |    |   |    |   |   | 11  | 2   |     |
|  |    | 00-02 | L   |   |      |                | <b>17-0777</b> |    | 36 |    |    | 85   | 94 |   | 59 |   |   |     | 487 |     |
|  |   | 00-02 | R   |   |      |                | <b>17-0743</b> |    | 36 |    |    | 85   | 94 |   | 59 |   |   |     | 758 |     |
| 1.4 (50 kW) Eng. AME/ AQW/ ATZ         |    | 00-   |   | ●   | +SE  | <b>13-0272</b> |                |    |    | 25 | 78 | 130  |    |   |    |   |   |     |     |     |
|  |    | 00-   |   | ●   | +SE  | <b>15-1413</b> |                | 36 | 30 | 52 | 85 | 43   |    |   |    |   |   | 11  | 2   |     |
| 1.4 16v (55 kW) Eng. AUA/ BBY/ BKY     |    | 99-   |   | ●   | +SE  | <b>13-0272</b> |                |    |    | 25 | 78 | 130  |    |   |    |   |   |     |     |     |
|  |    | 99-   |   | ●   | +SE  | <b>15-1413</b> |                | 36 | 30 | 52 | 85 | 43   |    |   |    |   |   | 11  | 2   |     |
|  |    | 99-07 | L   |   |      |                | <b>17-0611</b> |    | 36 | 33 |    | 85   | 94 |   | 59 |   |   |     | 501 | s10 |
|  |   | 99-07 | R   |   |      |                | <b>17-0612</b> |    | 36 | 33 |    | 85   | 94 |   | 59 |   |   |     | 750 | s10 |
| 1.4 16v (59 kW) Eng. BUD               |    | 06-07 |   | ●   |      | <b>13-0283</b> |                |    |    | 26 | 87 | 117  |    |   |    |   |   |     |     |     |
|  |    | 06-07 |   | ●   |      | <b>15-1414</b> |                | 36 | 30 | 52 | 90 | 43,5 |    |   |    |   |   | 11  | 2   |     |
| 1.4 16v (74 kW) Eng. AUB/ BBZ          |    | 99-   |   | ●   | +SE  | <b>13-0272</b> |                |    |    | 25 | 78 | 130  |    |   |    |   |   |     |     |     |
|  |    | 99-   |   | ●   | +SE  | <b>15-1413</b> |                | 36 | 30 | 52 | 85 | 43   |    |   |    |   |   | 11  | 2   |     |
|  |    | 99-07 | L   |   |      |                | <b>17-0611</b> |    | 36 | 33 |    | 85   | 94 |   | 59 |   |   |     | 501 | s10 |
|  |   | 99-07 | R   |   |      |                | <b>17-0612</b> |    | 36 | 33 |    | 85   | 94 |   | 59 |   |   |     | 750 | s10 |
| 1.4 TDi (51 kW) Eng. BNM               |    | 05-   |   | ●   | +SE  | <b>13-0283</b> |                |    |    | 26 | 87 | 117  |    |   |    |   |   |     |     |     |
|  |    | 05-   |   | ●   | +SE  | <b>15-1414</b> |                | 36 | 30 | 52 | 90 | 43,5 |    |   |    |   |   | 11  | 2   |     |
| 1.4 TDi (55 kW) Eng. AMF               |  | 03-07 |   | ●   | +SI  | <b>13-0278</b> |                |    |    | 25 | 78 | 130  |    |   |    |   |   |     |     |     |
|  |  | 03-07 |   | ●   | +SI  | <b>15-1403</b> |                | 20 | 30 | 52 | 85 | 44   |    |   |    |   |   | 11  | 2   |     |
|  |  | 03-07 | L   |   |      |                | <b>17-0613</b> |    | 36 |    |    | 90   |    |   | 59 |   |   |     | 471 | s1  |
|  |   | 03-07 | R   |   |      |                | <b>17-0614</b> |    | 36 |    |    | 90   |    |   | 59 |   |   |     | 757 | s10 |
| 1.4 TDi (59 kW) Eng. BNV               |  | 05-   |   | ●   | +SE  | <b>13-0283</b> |                |    |    | 26 | 87 | 117  |    |   |    |   |   |     |     |     |
|  |  | 05-   |   | ●   | +SE  | <b>15-1414</b> |                | 36 | 30 | 52 | 90 | 43,5 |    |   |    |   |   | 11  | 2   |     |
| 1.9 SDi (47 kW) Eng. ASY               |  | 99-   |   | ●   | +SE  | <b>13-0272</b> |                |    |    | 25 | 78 | 130  |    |   |    |   |   |     |     |     |
|  |  | 99-   |   | ●   | +SE  | <b>15-1413</b> |                | 36 | 30 | 52 | 85 | 43   |    |   |    |   |   | 11  | 2   |     |
|  |  | 99-07 | L   |   |      |                | <b>17-0611</b> |    | 36 | 33 |    | 85   | 94 |   | 59 |   |   |     | 501 | s10 |
|  |   | 99-07 | R   |   |      |                | <b>17-0612</b> |    | 36 | 33 |    | 85   | 94 |   | 59 |   |   |     | 750 | s10 |





























| <b>Fabia I (6Y2, 3, 5), SW '99-'07</b>     |   |  | L/R |  |  | NOTE                                    | METELLI ref.       | ABS     | A  | B  | C  | D     | E    | F   | H | I  | L | M   | Fig |  |
|--|---|---|-----|---|--|---|--------------------|---------|----|----|----|-------|------|-----|---|----|---|-----|-----|--|
| 1.9 TDi (74 kW) Eng. ATD/ AXR              |    | 9/00-   |     | ●   |  | +SE                                     | 13-0283            |         |    |    | 26 | 87    | 117  |     |   |    |   |     |     |  |
|  |    | 9/00-   |     | ●   |  | +SE                                     | 15-1414            |         | 36 | 30 | 52 | 90    | 43,5 |     |   |    |   | 11  | 2   |  |
|  |    | 02-08   | L   |   |  |   |                    | 17-0613 |    | 36 |    |       | 90   |     |   | 59 |   | 471 | s1  |  |
|  |   | 02-08   | R   |   |  |   |                    | 17-0614 |    | 36 |    |       | 90   |     |   | 59 |   | 757 | s10 |  |
| 1.9 TDi (Exc. SW) (96 kW) Eng. ASZ         |    | 03-07   |     | ●   |  | +SE                                     | 13-0284            |         |    |    | 26 | 86    | 138  |     |   |    |   |     |     |  |
|  |    | 03-07   |     | ●   |  | +SE                                     | 15-1415            |         | 36 | 27 | 52 | 97,95 | 39,5 |     |   |    |   | 11  | 2   |  |
|  |    | 03-   | L   |   |  |   | M/T, Ch 6Y3849645- | 17-0741 |    | 36 |    |       | 98   | 108 |   | 58 |   | 464 | s10 |  |
|  |   | 03-   | R   |   |  |   | M/T, Ch 6Y3849645- | 17-0742 |    | 36 |    |       | 98   | 108 |   | 58 |   | 774 | s10 |  |
| 2.0 (85 kW) Eng. AQY/ AZL/ AZH             |    | 99-   |     | ●   |  | +SE                                     | 13-0283            |         |    |    | 26 | 87    | 117  |     |   |    |   |     |     |  |
|  |    | 99-   |     | ●   |  | +SE                                     | 15-1414            |         | 36 | 30 | 52 | 90    | 43,5 |     |   |    |   | 11  | 2   |  |
| <b>Fabia II (5J2), SW '07-</b>             |   |  | L/R |  |  | NOTE                                    | METELLI ref.       | ABS     | A  | B  | C  | D     | E    | F   | H | I  | L | M   | Fig |  |
| 1.2 (44 kW) Eng. BBM/ CHFA                 |    | 07-   |     | ●   |  |   | 13-0272            |         |    |    | 25 | 78    | 130  |     |   |    |   |     |     |  |
|  |    | 07-   |     | ●   |  |   | 15-1413            |         | 36 | 30 | 52 | 85    | 43   |     |   |    |   | 11  | 2   |  |
|  |    | 07-   | L   |   |  |   |                    | 17-0611 |    | 36 | 33 |       | 85   | 94  |   | 59 |   | 501 | s10 |  |
|  |   | 07-   | R   |   |  |   |                    | 17-0612 |    | 36 | 33 |       | 85   | 94  |   | 59 |   | 750 | s10 |  |
| 1.2 12v (51 kW) Eng. BZG/ CEVA/ CGPA/ CHTA |    | 07-   |     | ●   |  | +SE                                     | 13-0272            |         |    |    | 25 | 78    | 130  |     |   |    |   |     |     |  |
|  |    | 07-   |     | ●   |  | +SE                                     | 15-1413            |         | 36 | 30 | 52 | 85    | 43   |     |   |    |   | 11  | 2   |  |
|  |    | 07-   | L   |   |  |   |                    | 17-0611 |    | 36 | 33 |       | 85   | 94  |   | 59 |   | 501 | s10 |  |
|  |   | 07-   | R   |   |  |   |                    | 17-0612 |    | 36 | 33 |       | 85   | 94  |   | 59 |   | 750 | s10 |  |
| 1.2 TDi (55 kW) Eng. CFWA                  |   | 10-   |     | ●   |  |   | 13-0283            |         |    |    | 26 | 87    | 117  |     |   |    |   |     |     |  |
|  |  | 10-   |     | ●   |  |   | 15-1414            |         | 36 | 30 | 52 | 90    | 43,5 |     |   |    |   | 11  | 2   |  |
|  |  | 10-   |     | ●   |  | M/T, Exc. Doppia Frizione/Double Clutch | 16-1010C           |         |    | 33 |    | 100   |      |     |   |    |   |     |     |  |
| 1.2 TSi (63 kW) Eng. CBZA                  |  | 10-   |     | ●   |  |   | 13-0283            |         |    |    | 26 | 87    | 117  |     |   |    |   |     |     |  |
|  |  | 10-   |     | ●   |  |   | 15-1414            |         | 36 | 30 | 52 | 90    | 43,5 |     |   |    |   | 11  | 2   |  |
|  |  | 10-   |     | ●   |  | M/T, Exc. Doppia Frizione/Double Clutch | 16-1010C           |         |    | 33 |    | 100   |      |     |   |    |   |     |     |  |
| 1.2 TSi (77 kW) Eng. CBZB                  |  | 10-   |     | ●   |  |   | 13-0283            |         |    |    | 26 | 87    | 117  |     |   |    |   |     |     |  |
|  |  | 10-   |     | ●   |  |   | 15-1414            |         | 36 | 30 | 52 | 90    | 43,5 |     |   |    |   | 11  | 2   |  |
|  |  | 10-   |     | ●   |  | M/T, Exc. Doppia Frizione/Double Clutch | 16-1010C           |         |    | 33 |    | 100   |      |     |   |    |   |     |     |  |

| Fabia II (5J2), SW '07-        |    | L/R |  |  | NOTE                                    | METELLI ref.    | ABS            | A  | B  | C  | D   | E    | F  | H  | I  | L   | M   | Fig |  |
|--------------------------------|---|-----|---|---|---|-----------------|----------------|----|----|----|-----|------|----|----|----|-----|-----|-----|--|
| 1.4 16v (63 kW) Eng. BXW/ CGGB |    | 07- |   | ●   | +SE                                     | <b>13-0272</b>  |                |    |    | 25 | 78  | 130  |    |    |    |     |     |     |  |
|                                |    | 07- |   | ●   | +SE                                     | <b>15-1413</b>  |                | 36 | 30 | 52 | 85  | 43   |    |    |    |     | 11  | 2   |  |
|                                |    | 07- | L   |   |   |                 | <b>17-0611</b> |    | 36 | 33 |     | 85   | 94 |    | 59 |     | 501 | s10 |  |
|                                |   | 07- | R   |   |   |                 | <b>17-0612</b> |    | 36 | 33 |     | 85   | 94 |    | 59 |     | 750 | s10 |  |
| 1.4 TDi (51 kW) Eng. BNM       |    | 07- |   | ●   | +SE                                     | <b>13-0283</b>  |                |    |    | 26 | 87  | 117  |    |    |    |     |     |     |  |
|                                |    | 07- |   | ●   | +SE                                     | <b>15-1414</b>  |                | 36 | 30 | 52 | 90  | 43,5 |    |    |    |     | 11  | 2   |  |
| 1.4 TDi (59 kW) Eng. BMS/ BNV  |    | 07- |   | ●   | +SE                                     | <b>13-0283</b>  |                |    |    | 26 | 87  | 117  |    |    |    |     |     |     |  |
|                                |    | 07- |   | ●   | +SE                                     | <b>15-1414</b>  |                | 36 | 30 | 52 | 90  | 43,5 |    |    |    |     | 11  | 2   |  |
|                                |    | 07- | L   |   |   |                 | <b>17-0611</b> |    | 36 | 33 |     | 85   | 94 |    | 59 |     | 501 | s10 |  |
|                                |   | 07- | R   |   |   |                 | <b>17-0612</b> |    | 36 | 33 |     | 85   | 94 |    | 59 |     | 750 | s10 |  |
| 1.6 16v (77 kW) Eng. BTS/ CFNA |    | 07- |   | ●   | +SE                                     | <b>13-0283</b>  |                |    |    | 26 | 87  | 117  |    |    |    |     |     |     |  |
|                                |    | 07- |   | ●   | +SE                                     | <b>15-1414</b>  |                | 36 | 30 | 52 | 90  | 43,5 |    |    |    |     | 11  | 2   |  |
|                                |    | 07- |   | ●   | M/T, Exc. Doppia Frizione/Double Clutch | <b>16-1010C</b> |                |    | 33 |    | 100 |      |    |    |    |     |     |     |  |
| 1.6 TDi (55 kW) Eng. CAYA      |    | 10- |   | ●   |   | <b>13-0283</b>  |                |    |    | 26 | 87  | 117  |    |    |    |     |     |     |  |
|                                |    | 10- |   | ●   |   | <b>15-1414</b>  |                | 36 | 30 | 52 | 90  | 43,5 |    |    |    |     | 11  | 2   |  |
|                                |    | 10- |   | ●   | M/T, Exc. Doppia Frizione/Double Clutch | <b>16-1010C</b> |                |    | 33 |    | 100 |      |    |    |    |     |     |     |  |
| 1.6 TDi (66 kW) Eng. CAYB      |    | 10- |   | ●   |   | <b>13-0283</b>  |                |    |    | 26 | 87  | 117  |    |    |    |     |     |     |  |
|                                |    | 10- |   | ●   |   | <b>15-1414</b>  |                | 36 | 30 | 52 | 90  | 43,5 |    |    |    |     | 11  | 2   |  |
|                                |    | 10- |   | ●   | M/T, Exc. Doppia Frizione/Double Clutch | <b>16-1010C</b> |                |    | 33 |    | 100 |      |    |    |    |     |     |     |  |
| 1.6 TDi (77 kW) Eng. CAYC      |   | 10- |   | ●   |   | <b>13-0283</b>  |                |    |    | 26 | 87  | 117  |    |    |    |     |     |     |  |
|                                |  | 10- |   | ●   |   | <b>15-1414</b>  |                | 36 | 30 | 52 | 90  | 43,5 |    |    |    |     | 11  | 2   |  |
|                                |  | 10- |   | ●   | M/T, Exc. Doppia Frizione/Double Clutch | <b>16-1010C</b> |                |    | 33 |    | 100 |      |    |    |    |     |     |     |  |
| 1.9 TDi (77 kW) Eng. BLS/ BSW  |  | 07- |   | ●   | +SE                                     | <b>13-0283</b>  |                |    |    | 26 | 87  | 117  |    |    |    |     |     |     |  |
|                                |  | 07- |   | ●   | +SE                                     | <b>15-1414</b>  |                | 36 | 30 | 52 | 90  | 43,5 |    |    |    |     | 11  | 2   |  |
|                                |  | 07- | L   |   |   | <b>17-0613</b>  |                | 36 |    |    | 90  |      |    | 59 |    | 471 | s1  |     |  |
|                                |   |     |   |   |   |                 |                |    |    |    |     |      |    |    |    |     |     |     |  |


































| <b>Favorit Forman (785) '91-'95</b>     |   |   | L/R |   |   | NOTE | METELLI ref.   | ABS            | A  | B  | C  | D  | E  | F  | H  | I    | L    | M   | Fig |   |  |
|---|---|--|-----|--|--|------|----------------|----------------|----|----|----|----|----|----|----|------|------|-----|-----|---|--|
| 1.3 (40 kW) Eng. 781.135E               |    | 92-  |     | •  |  | M/T  | <b>13-0135</b> |                |    |    | 21 | 78 | 83 |    |    |      |      |     |     |   |  |
|   |    | 92-  |     | •  |  | M/T  | <b>15-1158</b> |                | 22 | 22 | 47 | 83 | 56 |    |    |      |      |     | 11  | 2 |  |
|   |    | 92-  | L   |  |  |      |                | <b>17-0435</b> |    | 22 |    | 22 | 83 | 87 | 32 | 81   | 60,5 | 600 | s5  |   |  |
|   |   | 92-  | R   |  |  |      |                | <b>17-0436</b> |    | 22 |    | 22 | 83 | 83 | 32 | 82,4 | 60,5 | 868 | s9  |   |  |
| 1.3 (40-42-43-44 kW) Eng. 781.135       |    | 91-  |     | •  |  | M/T  | <b>13-0135</b> |                |    |    | 21 | 78 | 83 |    |    |      |      |     |     |   |  |
|   |    | 91-  |     | •  |  | M/T  | <b>15-1158</b> |                | 22 | 22 | 47 | 83 | 56 |    |    |      |      |     | 11  | 2 |  |
|   |    | 91-  | L   |  |  |      |                | <b>17-0435</b> |    | 22 |    | 22 | 83 | 87 | 32 | 81   | 60,5 | 600 | s5  |   |  |
|   |   | 91-  | R   |  |  |      |                | <b>17-0436</b> |    | 22 |    | 22 | 83 | 83 | 32 | 82,4 | 60,5 | 868 | s9  |   |  |
| 1.3 (45 kW) Eng. OHC                    |    | 91-  |     | •  |  | M/T  | <b>13-0135</b> |                |    |    | 21 | 78 | 83 |    |    |      |      |     |     |   |  |
|   |    | 91-  |     | •  |  | M/T  | <b>15-1158</b> |                | 22 | 22 | 47 | 83 | 56 |    |    |      |      |     | 11  | 2 |  |
|   |    | 91-  | L   |  |  |      |                | <b>17-0435</b> |    | 22 |    | 22 | 83 | 87 | 32 | 81   | 60,5 | 600 | s5  |   |  |
|   |   | 91-  | R   |  |  |      |                | <b>17-0436</b> |    | 22 |    | 22 | 83 | 83 | 32 | 82,4 | 60,5 | 868 | s9  |   |  |
| 1.3 (50 kW) Eng. 136B                   |    | 94-  |     | •  |  | M/T  | <b>13-0135</b> |                |    |    | 21 | 78 | 83 |    |    |      |      |     |     |   |  |
|   |    | 94-  |     | •  |  | M/T  | <b>15-1158</b> |                | 22 | 22 | 47 | 83 | 56 |    |    |      |      |     | 11  | 2 |  |
|   |    | 94-  | L   |  |  |      |                | <b>17-0435</b> |    | 22 |    | 22 | 83 | 87 | 32 | 81   | 60,5 | 600 | s5  |   |  |
|   |   | 94-  | R   |  |  |      |                | <b>17-0436</b> |    | 22 |    | 22 | 83 | 83 | 32 | 82,4 | 60,5 | 868 | s9  |   |  |
| <b>Favorit Pick-Up (787) '92-'97</b>    |   |   | L/R |   |   | NOTE | METELLI ref.   | ABS            | A  | B  | C  | D  | E  | F  | H  | I    | L    | M   | Fig |   |  |
| 1.3 (50 kW) Eng. 136B                   |    | 92-97  |     | •  |  |      | <b>13-0135</b> |                |    |    | 21 | 78 | 83 |    |    |      |      |     |     |   |  |
|   |    | 92-97  |     | •  |  |      | <b>15-1158</b> |                | 22 | 22 | 47 | 83 | 56 |    |    |      |      |     | 11  | 2 |  |
| <b>Felicia I (6U1, 6U5), SW '94-'98</b> |   |  | L/R |  |  | NOTE | METELLI ref.   | ABS            | A  | B  | C  | D  | E  | F  | H  | I    | L    | M   | Fig |   |  |
| 1.3 (40 kW) Eng. 135B/ AMG              |  | 10/94-2/98   |     | •  |  | M/T  | <b>13-0135</b> |                |    |    | 21 | 78 | 83 |    |    |      |      |     |     |   |  |
|   |  | 10/94-2/98   |     | •  |  | M/T  | <b>15-1158</b> |                | 22 | 22 | 47 | 83 | 56 |    |    |      |      |     | 11  | 2 |  |
|   |  | 10/94-   | L   |  |  |      | -ABS           | <b>17-0435</b> |    | 22 |    | 22 | 83 | 87 | 32 | 81   | 60,5 | 600 | s5  |   |  |
|   |   | 10/94-   | R   |  |  |      | -ABS           | <b>17-0436</b> |    | 22 |    | 22 | 83 | 83 | 32 | 82,4 | 60,5 | 868 | s9  |   |  |
| 1.3 (43 kW) Eng. 135L/ AMJ              |  | 94-98  |     | •  |  |      | <b>13-0135</b> |                |    |    | 21 | 78 | 83 |    |    |      |      |     |     |   |  |
|   |  | 94-98  |     | •  |  |      | <b>15-1158</b> |                | 22 | 22 | 47 | 83 | 56 |    |    |      |      |     | 11  | 2 |  |
| 1.3 (50 kW) Eng. 136B/ AMH              |  | 10/94-2/98   |     | •  |  | M/T  | <b>13-0135</b> |                |    |    | 21 | 78 | 83 |    |    |      |      |     |     |   |  |
|   |  | 10/94-2/98   |     | •  |  | M/T  | <b>15-1158</b> |                | 22 | 22 | 47 | 83 | 56 |    |    |      |      |     | 11  | 2 |  |
|   |  | 10/94-   | L   |  |  |      | -ABS           | <b>17-0435</b> |    | 22 |    | 22 | 83 | 87 | 32 | 81   | 60,5 | 600 | s5  |   |  |
|   |   | 10/94-   | R   |  |  |      | -ABS           | <b>17-0436</b> |    | 22 |    | 22 | 83 | 83 | 32 | 82,4 | 60,5 | 868 | s9  |   |  |

| <b>Felicia I (6U1, 6U5), SW '94-'98</b>  |   |  | L/R |  |  | NOTE | METELLI ref.   | ABS            | A  | B  | C  | D  | E  | F  | H  | I    | L    | M   | Fig |  |
|--|---|---|-----|---|--|------|----------------|----------------|----|----|----|----|----|----|----|------|------|-----|-----|--|
| 1.6 (55 kW) Eng. AEE                     |    | 8/95-2/98   |     | •   |  | M/T  | <b>13-0135</b> |                |    |    | 21 | 78 | 83 |    |    |      |      |     |     |  |
|  |    | 8/95-2/98   |     | •   |  | M/T  | <b>15-1158</b> |                | 22 | 22 | 47 | 83 | 56 |    |    |      |      | 11  | 2   |  |
|  |    | 1/95-   | L   |   |  |      |                | <b>17-0435</b> |    | 22 |    | 22 | 83 | 87 | 32 | 81   | 60,5 | 600 | s5  |  |
|  |   | 1/95-   | R   |   |  |      |                | <b>17-0436</b> |    | 22 |    | 22 | 83 | 83 | 32 | 82,4 | 60,5 | 868 | s9  |  |
| 1.9 D (47 kW) Eng. AEF                   |    | 95-2/98   |     | •   |  | M/T  | <b>13-0135</b> |                |    |    | 21 | 78 | 83 |    |    |      |      |     |     |  |
|  |    | 95-2/98   |     | •   |  | M/T  | <b>15-1158</b> |                | 22 | 22 | 47 | 83 | 56 |    |    |      |      | 11  | 2   |  |
|  |    | 1/95-   | L   |   |  |      |                | <b>17-0435</b> |    | 22 |    | 22 | 83 | 87 | 32 | 81   | 60,5 | 600 | s5  |  |
|  |   | 1/95-   | R   |   |  |      |                | <b>17-0436</b> |    | 22 |    | 22 | 83 | 83 | 32 | 82,4 | 60,5 | 868 | s9  |  |
| <b>Felicia I (797) Pick-Up '95-'98</b>   |   |  | L/R |  |  | NOTE | METELLI ref.   | ABS            | A  | B  | C  | D  | E  | F  | H  | I    | L    | M   | Fig |  |
| 1.3 (40 kW) Eng. 135M                    |    | 95-   |     | •   |  |      | <b>13-0135</b> |                |    |    | 21 | 78 | 83 |    |    |      |      |     |     |  |
|  |    | 95-   |     | •   |  |      | <b>15-1158</b> |                | 22 | 22 | 47 | 83 | 56 |    |    |      |      | 11  | 2   |  |
| 1.3 (50 kW) Eng. 136B/ 136M              |    | 95-   |     | •   |  |      | <b>13-0135</b> |                |    |    | 21 | 78 | 83 |    |    |      |      |     |     |  |
|  |    | 95-   |     | •   |  |      | <b>15-1158</b> |                | 22 | 22 | 47 | 83 | 56 |    |    |      |      | 11  | 2   |  |
| 1.6 (55 kW) Eng. AEE                     |    | 95-   |     | •   |  |      | <b>13-0135</b> |                |    |    | 21 | 78 | 83 |    |    |      |      |     |     |  |
|  |    | 95-   |     | •   |  |      | <b>15-1158</b> |                | 22 | 22 | 47 | 83 | 56 |    |    |      |      | 11  | 2   |  |
| 1.9 D (47 kW) Eng. AEF                   |    | 95-   |     | •   |  |      | <b>13-0135</b> |                |    |    | 21 | 78 | 83 |    |    |      |      |     |     |  |
|  |    | 95-   |     | •   |  |      | <b>15-1158</b> |                | 22 | 22 | 47 | 83 | 56 |    |    |      |      | 11  | 2   |  |
| <b>Felicia II (6U1, 6U5), SW '98-'01</b> |   |  | L/R |  |  | NOTE | METELLI ref.   | ABS            | A  | B  | C  | D  | E  | F  | H  | I    | L    | M   | Fig |  |
| 1.3 (50 kW) Eng. AMH                     |   | 3/98-   |     | •   |  | M/T  | <b>13-0135</b> |                |    |    | 21 | 78 | 83 |    |    |      |      |     |     |  |
|  |  | 3/98-   |     | •   |  | M/T  | <b>15-1158</b> |                | 22 | 22 | 47 | 83 | 56 |    |    |      |      | 11  | 2   |  |
|  |  | 98-   | L   |   |  |      |                | <b>17-0435</b> |    | 22 |    | 22 | 83 | 87 | 32 | 81   | 60,5 | 600 | s5  |  |
|  |   | 98-   | R   |   |  |      |                | <b>17-0436</b> |    | 22 |    | 22 | 83 | 83 | 32 | 82,4 | 60,5 | 868 | s9  |  |
| 1.3 (Exc. SW) (40 kW) Eng. AMG           |  | 3/98-   |     | •   |  | M/T  | <b>13-0135</b> |                |    |    | 21 | 78 | 83 |    |    |      |      |     |     |  |
|  |  | 3/98-   |     | •   |  | M/T  | <b>15-1158</b> |                | 22 | 22 | 47 | 83 | 56 |    |    |      |      | 11  | 2   |  |
|  |  | 98-   | L   |   |  |      | -ABS           | <b>17-0435</b> |    | 22 |    | 22 | 83 | 87 | 32 | 81   | 60,5 | 600 | s5  |  |
|  |   | 98-   | R   |   |  |      | -ABS           | <b>17-0436</b> |    | 22 |    | 22 | 83 | 83 | 32 | 82,4 | 60,5 | 868 | s9  |  |
| 1.3 (Exc. SW) (43 kW) Eng. AMJ           |  | 3/98-   |     | •   |  | M/T  | <b>13-0135</b> |                |    |    | 21 | 78 | 83 |    |    |      |      |     |     |  |
|  |  | 3/98-   |     | •   |  | M/T  | <b>15-1158</b> |                | 22 | 22 | 47 | 83 | 56 |    |    |      |      | 11  | 2   |  |
|  |  | 98-   | L   |   |  |      | -ABS           | <b>17-0435</b> |    | 22 |    | 22 | 83 | 87 | 32 | 81   | 60,5 | 600 | s5  |  |
|  |   | 98-   | R   |   |  |      | -ABS           | <b>17-0436</b> |    | 22 |    | 22 | 83 | 83 | 32 | 82,4 | 60,5 | 868 | s9  |  |




































| <b>Felicia II (6U1, 6U5), SW '98-'01</b> |   |  | L/R |  |  | NOTE | METELLI ref.   | ABS            | A  | B  | C    | D  | E   | F  | H  | I    | L    | M   | Fig |    |   |
|--|---|---|-----|---|--|------|----------------|----------------|----|----|------|----|-----|----|----|------|------|-----|-----|----|---|
| 1.6 (55 kW) Eng. AEE                     |    | 98-01   |     | •   |  | M/T  | <b>13-0135</b> |                |    |    | 21   | 78 | 83  |    |    |      |      |     |     |    |   |
|  |    | 98-01   |     | •   |  | M/T  | <b>15-1158</b> |                | 22 | 22 | 47   | 83 | 56  |    |    |      |      |     | 11  | 2  |   |
|  |    | 98-01   | L   |   |  |      |                | <b>17-0435</b> |    | 22 |      | 22 | 83  | 87 | 32 | 81   | 60,5 | 600 | s5  |    |   |
|  |   | 98-01   | R   |   |  |      |                | <b>17-0436</b> |    | 22 |      | 22 | 83  | 83 | 32 | 82,4 | 60,5 | 868 | s9  |    |   |
| 1.9 D (47 kW) Eng. AEF                   |    | 3/98-   |     | •   |  | M/T  | <b>13-0135</b> |                |    |    | 21   | 78 | 83  |    |    |      |      |     |     |    |   |
|  |    | 3/98-   |     | •   |  | M/T  | <b>15-1158</b> |                | 22 | 22 | 47   | 83 | 56  |    |    |      |      |     | 11  | 2  |   |
| <b>Octavia II (1U2, 1U5), SW '96-'04</b> |   |  | L/R |  |  | NOTE | METELLI ref.   | ABS            | A  | B  | C    | D  | E   | F  | H  | I    | L    | M   | Fig |    |   |
| 1.4 (55 kW) Eng. AXP/ BCA                |    | 00-04   |     | •   |  | M/T  | <b>13-0154</b> |                |    |    | 22   | 76 | 113 |    |    |      |      |     |     |    |   |
|  |    | 00-04   |     |   | •  |      | <b>14-0020</b> |                |    |    | 21   | 94 | 97  |    |    |      |      |     |     |    |   |
|  |    | 00-04   |     | •   |  | M/T  | <b>15-1241</b> |                | 36 | 30 | 53   | 81 | 40  |    |    |      |      |     | 11  | 2  |   |
|  |    | 00-04   |     |   | •  |      | <b>16-1022</b> |                |    | 33 |      | 94 |     |    |    |      |      |     |     |    |   |
| 1.6 (55 kW) Eng. AEE                     |    | 9/96-   |     | •   |  | A/T  | <b>13-0152</b> |                |    |    | 26   | 87 | 117 |    |    |      |      |     |     |    |   |
|  |   | 9/96-   |     | •   |  | M/T  | <b>13-0154</b> |                |    |    | 22   | 76 | 113 |    |    |      |      |     |     |    |   |
|  |    | 96-04   |     |   | •  |      | <b>14-0020</b> |                |    |    | 21   | 94 | 97  |    |    |      |      |     |     |    |   |
|  |    | 9/96-   |     | •   |  | A/T  | <b>15-1189</b> |                | 36 | 30 | 52,8 | 90 | 40  |    |    |      |      |     |     | 11 | 2 |
|  |   | 9/96-   |     | •   |  | M/T  | <b>15-1241</b> |                | 36 | 30 | 53   | 81 | 40  |    |    |      |      |     |     | 11 | 2 |
|  |    | 96-04   |     |   | •  |      | <b>16-1022</b> |                |    | 33 |      | 94 |     |    |    |      |      |     |     |    |   |
|  |    | 9/96-   | L   |   |  |      | M/T            | <b>17-0207</b> |    | 36 | 33   |    | 81  | 92 |    | 74   |      | 554 | s14 |    |   |
|  |   | 9/96-   | R   |   |  |      | M/T            | <b>17-0208</b> |    | 36 | 33   |    | 81  | 92 |    | 74   |      | 822 | s14 |    |   |
| 1.6 (74 kW) Eng. AEH/ AKL/ APF           |   | 97-04   |     | •   |  | A/T  | <b>13-0152</b> |                |    |    | 26   | 87 | 117 |    |    |      |      |     |     |    |   |
|  |   | 97-04   |     | •   |  | M/T  | <b>13-0154</b> |                |    |    | 22   | 76 | 113 |    |    |      |      |     |     |    |   |
|  |  | 97-04   |     |   | •  |      | <b>14-0020</b> |                |    |    | 21   | 94 | 97  |    |    |      |      |     |     |    |   |
|  |  | 97-04   |     | •   |  | A/T  | <b>15-1189</b> |                | 36 | 30 | 52,8 | 90 | 40  |    |    |      |      |     |     | 11 | 2 |
|  |   | 97-04   |     | •   |  | M/T  | <b>15-1241</b> |                | 36 | 30 | 53   | 81 | 40  |    |    |      |      |     |     | 11 | 2 |
|  |  | 97-04   |     |   | •  |      | <b>16-1022</b> |                |    | 33 |      | 94 |     |    |    |      |      |     |     |    |   |
| 1.6 (75 kW) Eng. AVU/ BFQ                |  | 00-04   |     | •   |  | A/T  | <b>13-0152</b> |                |    |    | 26   | 87 | 117 |    |    |      |      |     |     |    |   |
|  |   | 00-04   |     | •   |  | M/T  | <b>13-0154</b> |                |    |    | 22   | 76 | 113 |    |    |      |      |     |     |    |   |
|  |  | 00-04   |     |   | •  |      | <b>14-0020</b> |                |    |    | 21   | 94 | 97  |    |    |      |      |     |     |    |   |
|  |  | 00-04   |     | •   |  | A/T  | <b>15-1189</b> |                | 36 | 30 | 52,8 | 90 | 40  |    |    |      |      |     |     | 11 | 2 |
|  |   | 00-04   |     | •   |  | M/T  | <b>15-1241</b> |                | 36 | 30 | 53   | 81 | 40  |    |    |      |      |     |     | 11 | 2 |
|  |  | 00-04   |     |   | •  |      | <b>16-1022</b> |                |    | 33 |      | 94 |     |    |    |      |      |     |     |    |   |






































































| Octavia II (1U2, 1U5), SW '96-'04             |   |  | L/R |  |  | NOTE                                    | METELLI ref.                            | ABS      | A  | B  | C    | D     | E     | F    | H | I  | L | M | Fig |     |   |
|---|---|---|-----|---|--|---|---|----------|----|----|------|-------|-------|------|---|----|---|---|-----|-----|---|
| 1.9 TDi, 4WD (66 kW) Eng. AGR/ ALH            |    | 9/96-   |     | •   |  | M/T                                     | 13-0152                                 |          |    |    | 26   | 87    | 117   |      |   |    |   |   |     |     |   |
|   |    | 9/96-   |     | •   |  | M/T                                     | 15-1189                                 |          | 36 | 30 | 52,8 | 90    | 40    |      |   |    |   |   | 11  | 2   |   |
|   |    | 9/96-   | L   |   |  |   | M/T                                     | 17-0441  |    | 36 | 33   |       | 90    | 100  |   | 78 |   |   | 553 | s10 |   |
|   |   | 9/96-   | R   |   |  |   | M/T                                     | 17-0211  |    | 36 | 33   |       | 90    | 100  |   | 78 |   |   | 823 | s10 |   |
| 2.0 SW (88 kW) Eng. ATF                       |    | 00-04   |     | •   |  |   | 13-0152                                 |          |    |    | 26   | 87    | 117   |      |   |    |   |   |     |     |   |
|   |    | 00-04   |     | •   |  |   | 15-1189                                 |          | 36 | 30 | 52,8 | 90    | 40    |      |   |    |   |   | 11  | 2   |   |
| 2.0, 4WD (85 kW) Eng. AEG/ APK/ AQY/ AZH/ AZJ |    | 99-04   |     | •   |  | M/T                                     | 13-0152                                 |          |    |    | 26   | 87    | 117   |      |   |    |   |   |     |     |   |
|   |    | 99-04   |     | •   |  | M/T                                     | 15-1189                                 |          | 36 | 30 | 52,8 | 90    | 40    |      |   |    |   |   | 11  | 2   |   |
|   |    | 99-04   |     |   | •  | M/T, Exc. Doppia Frizione/Double Clutch | 16-1010C                                |          |    | 33 |      | 100   |       |      |   |    |   |   |     |     |   |
| Octavia III (1Z3, 1Z5), SW '04-               |   |  | L/R |  |  | NOTE                                    | METELLI ref.                            | ABS      | A  | B  | C    | D     | E     | F    | H | I  | L | M | Fig |     |   |
| 1.2 TSi (77 kW) Eng. CBZB                     |    | 10-   |     | •   |  | Doppia Frizione/Double Clutch           | 13-0480                                 |          |    |    | 25,5 | 94    | 116   |      |   |    |   |   |     |     |   |
|   |   | 10-   |     | •   |  | Exc. Doppia Frizione/Double Clutch      | 13-0320                                 |          |    |    | 25   | 90    | 107   |      |   |    |   |   |     |     |   |
|   |    | 10-   |     | •   |  |   | Doppia Frizione/Double Clutch           | 15-1708  |    | 36 | 33   | 59,5  | 93,7  | 39,8 |   |    |   |   |     | 13  | 2 |
|   |   | 10-   |     | •   |  |   | Exc. Doppia Frizione/Double Clutch      | 15-1463  |    | 36 | 27   | 59,5  | 97,95 | 40,5 |   |    |   |   |     | 13  | 2 |
|   |    | 10-   |     |   | •  |   | M/T, Exc. Doppia Frizione/Double Clutch | 16-1010C |    |    | 33   |       | 100   |      |   |    |   |   |     |     |   |
| 1.4 (55 kW) Eng. AXP/ BCA                     |    | 04-   |     | •   |  | M/T                                     | 13-0154                                 |          |    |    | 22   | 76    | 113   |      |   |    |   |   |     |     |   |
|   |    | 04-   |     |   | •  |   | 14-0020                                 |          |    |    | 21   | 94    | 97    |      |   |    |   |   |     |     |   |
|   |    | 04-   |     | •   |  | M/T                                     | 15-1241                                 |          | 36 | 30 | 53   | 81    | 40    |      |   |    |   |   | 11  | 2   |   |
|   |    | 04-   |     |   | •  |   | 16-1022                                 |          |    | 33 |      | 94    |       |      |   |    |   |   |     |     |   |
| 1.4 (59 kW) Eng. BUD                          |    | 07-   |     | •   |  | A/T                                     | 13-0319                                 |          |    |    | 26   | 87    | 117   |      |   |    |   |   |     |     |   |
|   |   | 07-   |     | •   |  |   | M/T                                     | 13-0320  |    |    |      | 25    | 90    | 107  |   |    |   |   |     |     |   |
|   |    | 07-   |     |   | •  |   |   | 14-0020  |    |    |      | 21    | 94    | 97   |   |    |   |   |     |     |   |
|   |   | 07-   |     | •   |  |   | A/T                                     | 15-1467  |    | 36 | 30   | 59,5  | 90    | 40   |   |    |   |   |     | 13  | 2 |
|   |  | 07-   |     | •   |  | M/T                                     | 15-1463                                 |          | 36 | 27 | 59,5 | 97,95 | 40,5  |      |   |    |   |   | 13  | 2   |   |
|   |  | 07-   |     |   | •  |   | 16-1022                                 |          |    | 33 |      | 94    |       |      |   |    |   |   |     |     |   |
| 1.4 TSi (90 kW) Eng. CAXA                     |  | 09-   |     | •   |  |   | 13-0320                                 |          |    |    | 25   | 90    | 107   |      |   |    |   |   |     |     |   |
|   |  | 09-   |     | •   |  |   | 15-1463                                 |          | 36 | 27 | 59,5 | 97,95 | 40,5  |      |   |    |   |   | 13  | 2   |   |
|   |  | 09-   |     |   | •  | M/T, Exc. Doppia Frizione/Double Clutch | 16-1010C                                |          |    | 33 |      | 100   |       |      |   |    |   |   |     |     |   |
| 1.6 (75 kW) Eng. BGU/ BSE/ BSF                |  | 04-   |     | •   |  | M/T+A/T, Tiptronic                      | 13-0319                                 |          |    |    | 26   | 87    | 117   |      |   |    |   |   |     |     |   |
|   |  | 04-   |     | •   |  | Tiptronic                               | 15-1467                                 |          | 36 | 30 | 59,5 | 90    | 40    |      |   |    |   |   | 13  | 2   |   |
|   |   | 04-   |     | •   |  |   | M/T, 5Sp                                | 15-1462  |    | 36 | 30   | 59,6  | 89,9  | 40   |   |    |   |   | 13  | 2   |   |
|   |  | 04-   |     |   | •  | M/T, Exc. Doppia Frizione/Double Clutch | 16-1010C                                |          |    | 33 |      | 100   |       |      |   |    |   |   |     |     |   |
























| Octavia III (1Z3, 1Z5), SW '04-               |    | L/R |  |  | NOTE | METELLI ref.                            | ABS      | A  | B    | C     | D    | E   | F  | H | I | L   | M   | Fig |  |
|---|---|-----|---|--|------|---|----------|----|------|-------|------|-----|----|---|---|-----|-----|-----|--|
| 2.0 FSI (110 kW) Eng. BLR/ BLY/ BVX/ BLY/ BVZ |    | 04- | •   |  |      | 13-0319                                 |          |    |      | 26    | 87   | 117 |    |   |   |     |     |     |  |
|   |    | 04- | •   |  |      | 15-1467                                 | 36       | 30 | 59,5 | 90    | 40   |     |    |   |   |     | 13  | 2   |  |
|   |    | 04- |   |  | •    | M/T, Exc. Doppia Frizione/Double Clutch | 16-1010C |    |      | 33    | 100  |     |    |   |   |     |     |     |  |
| 2.0 FSI 4WD SW (110 kW) Eng. BLR/ BLY         |    | 04- | •   |  |      | 13-0319                                 |          |    |      | 26    | 87   | 117 |    |   |   |     |     |     |  |
|   |    | 04- | •   |  |      | 15-1467                                 | 36       | 30 | 59,5 | 90    | 40   |     |    |   |   |     | 13  | 2   |  |
|   |    | 04- |   |  | •    | M/T, Exc. Doppia Frizione/Double Clutch | 16-1010C |    |      | 33    | 100  |     |    |   |   |     |     |     |  |
| 2.0 TDi (100 kW) Eng. AZV                     |    | 04- | •   |  | M/T  | 13-0320                                 |          |    |      | 25    | 90   | 107 |    |   |   |     |     |     |  |
|   |    | 04- | •   |  | M/T  | 15-1463                                 | 36       | 27 | 59,5 | 97,95 | 40,5 |     |    |   |   |     | 13  | 2   |  |
| 2.0 TDi 16v RS (125 kW) Eng. BMN/ CEGA        |    | 06- | •   |  | 6Sp  | 13-0436                                 |          |    |      | 27,3  | 96,5 | 109 |    |   |   |     |     |     |  |
|   |    | 06- | •   |  | 6Sp  | 15-1658                                 | 36       | 27 | 59,5 | 100,1 | 40   |     |    |   |   |     | 13  | 1   |  |
| 2.0 TDi, 4WD (103 kW) Eng. BKD/ BMM/ CFHC     |    | 04- | •   |  |      | 13-0320                                 |          |    |      | 25    | 90   | 107 |    |   |   |     |     |     |  |
|   |    | 04- | •   |  |      | 15-1463                                 | 36       | 27 | 59,5 | 97,95 | 40,5 |     |    |   |   |     | 13  | 2   |  |
|   |    | 04- |   |  | •    | M/T, Exc. Doppia Frizione/Double Clutch | 16-1010C |    |      | 33    | 100  |     |    |   |   |     |     |     |  |
| Roomster (5J7) '06-                           |    | L/R |  |  | NOTE | METELLI ref.                            | ABS      | A  | B    | C     | D    | E   | F  | H | I | L   | M   | Fig |  |
| 1.2 12v (47 kW) Eng. BME                      |    | 06- | •   |  | +SE  | 13-0272                                 |          |    |      | 25    | 78   | 130 |    |   |   |     |     |     |  |
|   |    | 06- | •   |  | +SE  | 15-1413                                 | 36       | 30 | 52   | 85    | 43   |     |    |   |   |     | 11  | 2   |  |
|   |    | 06- | L   |  |      | 17-0611                                 | 36       | 33 |      | 85    | 94   |     | 59 |   |   | 501 | s10 |     |  |
| 1.2 12v (51 kW) Eng. BZG/ CGPA                |    | 06- | •   |  | +SE  | 13-0272                                 |          |    |      | 25    | 78   | 130 |    |   |   |     |     |     |  |
|   |   | 06- | •   |  | +SE  | 15-1413                                 | 36       | 30 | 52   | 85    | 43   |     |    |   |   |     | 11  | 2   |  |
|   |  | 06- | L   |  |      | 17-0611                                 | 36       | 33 |      | 85    | 94   |     | 59 |   |   | 501 | s10 |     |  |
|   |   | 06- | R   |  |      | 17-0612                                 | 36       | 33 |      | 85    | 94   |     | 59 |   |   | 750 | s10 |     |  |
| 1.2 TDi (55 kW) Eng. CFWA                     |  | 06- | •   |  | +SE  | 13-0283                                 |          |    |      | 26    | 87   | 117 |    |   |   |     |     |     |  |
|   |  | 06- | •   |  | +SE  | 15-1414                                 | 36       | 30 | 52   | 90    | 43,5 |     |    |   |   |     | 11  | 2   |  |
|   |  | 10- |   |  | •    | M/T, Exc. Doppia Frizione/Double Clutch | 16-1010C |    |      | 33    | 100  |     |    |   |   |     |     |     |  |
| 1.2 TSi (63 kW) Eng. CBZA                     |  | 10- |   |  | •    | M/T, Exc. Doppia Frizione/Double Clutch | 16-1010C |    |      | 33    | 100  |     |    |   |   |     |     |     |  |
| 1.2 TSi (77 kW) Eng. CBZB                     |  | 06- | •   |  | +SE  | 13-0283                                 |          |    |      | 26    | 87   | 117 |    |   |   |     |     |     |  |
|   |  | 06- | •   |  | +SE  | 15-1414                                 | 36       | 30 | 52   | 90    | 43,5 |     |    |   |   |     | 11  | 2   |  |
| 1.4 16v (63 kW) Eng. BXW/ CGGB                |  | 06- | •   |  | +SE  | 13-0272                                 |          |    |      | 25    | 78   | 130 |    |   |   |     |     |     |  |
|   |  | 06- | •   |  | +SE  | 15-1413                                 | 36       | 30 | 52   | 85    | 43   |     |    |   |   |     | 11  | 2   |  |
|   |  | 06- | L   |  |      | 17-0611                                 | 36       | 33 |      | 85    | 94   |     | 59 |   |   | 501 | s10 |     |  |
|   |  | 06- | R   |  |      | 17-0612                                 | 36       | 33 |      | 85    | 94   |     | 59 |   |   | 750 | s10 |     |  |









| Roomster (5J7) '06-            |   |  | L/R |  |  | NOTE                                    | METELLI ref. | ABS | A  | B  | C  | D    | E    | F  | H  | I | L   | M   | Fig |   |
|--------------------------------|---|---|-----|---|--|---|--------------|-----|----|----|----|------|------|----|----|---|-----|-----|-----|---|
| 1.4 TDi (51 kW) Eng. BNM       |    | 06-   |     | •   |  | +SE                                     | 13-0283      |     |    |    | 26 | 87   | 117  |    |    |   |     |     |     |   |
|                                |    | 06-   |     | •   |  | +SE                                     | 15-1414      |     | 36 | 30 | 52 | 90   | 43,5 |    |    |   |     | 11  | 2   |   |
| 1.4 TDi (59 kW) Eng. BMS       |    | 06-   |     | •   |  | +SE                                     | 13-0283      |     |    |    | 26 | 87   | 117  |    |    |   |     |     |     |   |
|                                |    | 06-   |     | •   |  | +SE                                     | 15-1414      |     | 36 | 30 | 52 | 90   | 43,5 |    |    |   |     | 11  | 2   |   |
| 1.6 16v (77 kW) Eng. BTS/ CFNA |    | 06-   |     | •   |  |   | 13-0283      |     |    |    | 26 | 87   | 117  |    |    |   |     |     |     |   |
|                                |   | 06-   |     | •   |  | +SE                                     | 13-0272      |     |    |    | 25 | 78   | 130  |    |    |   |     |     |     |   |
|                                |    | 06-   |     | •   |  |   | 15-1414      |     | 36 | 30 | 52 | 90   | 43,5 |    |    |   |     | 11  | 2   |   |
|                                |   | 06-   |     | •   |  | +SE                                     | 15-1413      |     | 36 | 30 | 52 | 85   | 43   |    |    |   |     | 11  | 2   |   |
|                                |    | 06-   |     |   | •  | M/T, Exc. Doppia Frizione/Double Clutch | 16-1010C     |     |    | 33 |    | 100  |      |    |    |   |     |     |     |   |
|                                |    | 06-   | L   |   |  |   | 17-0611      |     | 36 | 33 |    | 85   | 94   |    | 59 |   |     | 501 | s10 |   |
|                                | 06-   | R   |     |   |  | 17-0612                                 |              | 36  | 33 |    | 85 | 94   |      | 59 |    |   | 750 | s10 |     |   |
| 1.6 TDi (66 kW) Eng. CAYB      |    | 10-   |     |   | •  | M/T, Exc. Doppia Frizione/Double Clutch | 16-1010C     |     |    | 33 |    | 100  |      |    |    |   |     |     |     |   |
| 1.6 TDi (77 kW) Eng. CAYC      |    | 10-   |     |   | •  | M/T, Exc. Doppia Frizione/Double Clutch | 16-1010C     |     |    | 33 |    | 100  |      |    |    |   |     |     |     |   |
| 1.9 TDi (74 kW) Eng. AXR       |    | 06-   |     | •   |  |   | 13-0283      |     |    |    | 26 | 87   | 117  |    |    |   |     |     |     |   |
|                                |    | 06-   |     | •   |  |   | 15-1414      |     | 36 | 30 | 52 | 90   | 43,5 |    |    |   |     | 11  | 2   |   |
| 1.9 TDi (77 kW) Eng. BLS/ BSW  |    | 06-   |     | •   |  | +SE                                     | 13-0272      |     |    |    | 25 | 78   | 130  |    |    |   |     |     |     |   |
|                                |   | 06-   |     | •   |  | +SE                                     | 13-0283      |     |    |    | 26 | 87   | 117  |    |    |   |     |     |     |   |
|                                |    | 06-   |     | •   |  | +SE                                     | 15-1413      |     | 36 | 30 | 52 | 85   | 43   |    |    |   |     | 11  | 2   |   |
|                                |    | 06-   |     | •   |  | +SE                                     | 15-1414      |     | 36 | 30 | 52 | 90   | 43,5 |    |    |   |     | 11  | 2   |   |
| Superb I (3U4) '02-'08         |   |  | L/R |  |  | NOTE                                    | METELLI ref. | ABS | A  | B  | C  | D    | E    | F  | H  | I | L   | M   | Fig |   |
| 1.8 T. (110 kW) Eng. AWT       |  | 2/02-   |     | •   |  | +ABS                                    | 13-0258      |     |    |    | 21 | 85   | 103  |    |    |   |     |     |     |   |
|                                |  | 2/02-   |     | •   |  | +ABS                                    | 15-1375      |     | 45 | 33 | 30 | 53   | 87,9 | 30 |    |   |     |     | 13  | 2 |
| 1.9 TDi (74 kW) Eng. AVB       |  | 8/02-   |     | •   |  | +ABS                                    | 13-0263      |     |    |    | 24 | 90   | 90   |    |    |   |     |     |     |   |
|                                |  | 8/02-   |     | •   |  | +ABS                                    | 15-1381      |     | 45 | 33 | 27 | 53   | 98   | 30 |    |   |     |     | 13  | 2 |
| 1.9 TDi (77 kW) Eng. BSV       |  | 05-   |     | •   |  |   | 13-0263      |     |    |    | 24 | 90   | 90   |    |    |   |     |     |     |   |
|                                |  | 05-   |     | •   |  |   | 15-1381      |     | 45 | 33 | 27 | 53   | 98   | 30 |    |   |     |     | 13  | 2 |
| 1.9 TDi (85 kW) Eng. BPZ       |  | 07-08   |     | •   |  | +ABS                                    | 13-0263      |     |    |    | 24 | 90   | 90   |    |    |   |     |     |     |   |
|                                |  | 07-08   |     | •   |  | +ABS                                    | 15-1381      |     | 45 | 33 | 27 | 53   | 98   | 30 |    |   |     |     | 13  | 2 |
| 1.9 TDi (96 kW) Eng. AWX/ AVF  |  | 2/02-   |     | •   |  | +ABS                                    | 13-0196      |     |    |    | 24 | 90   | 90   |    |    |   |     |     |     |   |
|                                |  | 2/02-   |     | •   |  | +ABS                                    | 15-1267      |     | 45 | 38 | 27 | 59,5 | 98   | 34 |    |   |     |     | 13  | 2 |

| <b>Superb I (3U4) '02-'08</b>                            |   |  | L/R |  |  | NOTE                                    | METELLI ref.    | ABS | A  | B    | C     | D    | E   | F | H | I | L | M  | Fig |   |  |
|--|---|---|-----|---|--|---|-----------------|-----|----|------|-------|------|-----|---|---|---|---|----|-----|---|--|
| 2.0 (85 kW) Eng. AZM                                     |    | 2/02-   |     | ●   |  | +ABS                                    | <b>13-0178</b>  |     |    |      | 21    | 85   | 103 |   |   |   |   |    |     |   |  |
|  |    | 2/02-   |     | ●   |  | +ABS                                    | <b>15-1239</b>  | 45  | 33 | 30   | 53    | 87,9 | 30  |   |   |   |   | 13 | 2   |   |  |
| 2.0 TDi (103 kW) Eng. BSS                                |    | 05-   |     | ●   |  | +ABS                                    | <b>13-0300</b>  |     |    |      | 24    | 90   | 90  |   |   |   |   |    |     |   |  |
|  |    | 05-   |     | ●   |  | +ABS                                    | <b>15-1441</b>  | 45  | 38 | 27   | 59,5  | 99,5 | 34  |   |   |   |   | 13 | 2   |   |  |
| 2.5 TDi (114 kW) Eng. AYM                                |    | 2/02-   |     | ●   |  | +ABS                                    | <b>13-0196</b>  |     |    |      | 24    | 90   | 90  |   |   |   |   |    |     |   |  |
|  |    | 2/02-   |     | ●   |  | +ABS                                    | <b>15-1267</b>  | 45  | 38 | 27   | 59,5  | 98   | 34  |   |   |   |   | 13 | 2   |   |  |
| 2.5 TDi (120 kW) Eng. BDG                                |    | 03-   |     | ●   |  | +ABS                                    | <b>13-0196</b>  |     |    |      | 24    | 90   | 90  |   |   |   |   |    |     |   |  |
|  |    | 03-   |     | ●   |  | +ABS                                    | <b>15-1267</b>  | 45  | 38 | 27   | 59,5  | 98   | 34  |   |   |   |   | 13 | 2   |   |  |
| 2.8 V6 (142 kW) Eng. AMX                                 |    | 2/02-   |     | ●   |  | +ABS                                    | <b>13-0196</b>  |     |    |      | 24    | 90   | 90  |   |   |   |   |    |     |   |  |
|  |    | 2/02-   |     | ●   |  | +ABS                                    | <b>15-1267</b>  | 45  | 38 | 27   | 59,5  | 98   | 34  |   |   |   |   | 13 | 2   |   |  |
| <b>Superb II (3T4, 3T5), SW '08-</b>                     |   |  | L/R |  |  | NOTE                                    | METELLI ref.    | ABS | A  | B    | C     | D    | E   | F | H | I | L | M  | Fig |   |  |
| 1.4 TSi (92 kW) Eng. CAXC                                |    | 08-   |     | ●   |  | M/T+A/T                                 | <b>13-0319</b>  |     |    |      | 26    | 87   | 117 |   |   |   |   |    |     |   |  |
|  |   | 08-   |     | ●   |  | M/T+A/T                                 | <b>13-0320</b>  |     |    |      | 25    | 90   | 107 |   |   |   |   |    |     |   |  |
|  |    | 08-   |     | ●   |  | M/T+A/T                                 | <b>15-1463</b>  | 36  | 27 | 59,5 | 97,95 | 40,5 |     |   |   |   |   | 13 | 2   |   |  |
|  |   | 08-   |     | ●   |  | M/T+A/T                                 | <b>15-1467</b>  | 36  | 30 | 59,5 | 90    | 40   |     |   |   |   |   |    | 13  | 2 |  |
|  |    | 08-   |     |   | ●  | M/T, Exc. Doppia Frizione/Double Clutch | <b>16-1010C</b> |     |    | 33   |       | 100  |     |   |   |   |   |    |     |   |  |
| 1.6 TDi (77 kW) Eng. CAYC                                |    | 10-   |     | ●   |  | Doppia Frizione/Double Clutch           | <b>13-0480</b>  |     |    |      | 25,5  | 94   | 116 |   |   |   |   |    |     |   |  |
|  |    | 10-   |     | ●   |  | Doppia Frizione/Double Clutch           | <b>15-1708</b>  | 36  | 33 | 59,5 | 93,7  | 39,8 |     |   |   |   |   | 13 | 2   |   |  |
|  |   | 10-   |     |   | ●  | M/T, Exc. Doppia Frizione/Double Clutch | <b>16-1010C</b> |     |    | 33   |       | 100  |     |   |   |   |   |    |     |   |  |
| 1.8 TSi, 4WD (112 kW) Eng. CDAB                          |  | 09-   |     | ●   |  |   | <b>13-0320</b>  |     |    |      | 25    | 90   | 107 |   |   |   |   |    |     |   |  |
|  |  | 09-   |     | ●   |  |   | <b>15-1463</b>  | 36  | 27 | 59,5 | 97,95 | 40,5 |     |   |   |   |   | 13 | 2   |   |  |
|  |  | 09-   |     |   | ●  | M/T, Exc. Doppia Frizione/Double Clutch | <b>16-1010C</b> |     |    | 33   |       | 100  |     |   |   |   |   |    |     |   |  |
| 1.8 TSi, 4WD (118 kW) Eng. BZB/ CDAA                     |  | 08-   |     | ●   |  |   | <b>13-0320</b>  |     |    |      | 25    | 90   | 107 |   |   |   |   |    |     |   |  |
|  |  | 08-   |     | ●   |  |   | <b>15-1463</b>  | 36  | 27 | 59,5 | 97,95 | 40,5 |     |   |   |   |   | 13 | 2   |   |  |
|  |  | 08-   |     |   | ●  | M/T, Exc. Doppia Frizione/Double Clutch | <b>16-1010C</b> |     |    | 33   |       | 100  |     |   |   |   |   |    |     |   |  |
| 1.9 TDi (77 kW) Eng. BLS/ BXE                            |  | 08-   |     | ●   |  |   | <b>13-0319</b>  |     |    |      | 26    | 87   | 117 |   |   |   |   |    |     |   |  |
|  |  | 08-   |     | ●   |  |   | <b>15-1467</b>  | 36  | 30 | 59,5 | 90    | 40   |     |   |   |   |   | 13 | 2   |   |  |
|  |  | 08-   |     |   | ●  | M/T, Exc. Doppia Frizione/Double Clutch | <b>16-1010C</b> |     |    | 33   |       | 100  |     |   |   |   |   |    |     |   |  |
| 2.0 Tdi 16V, 4WD (103 kW) Eng. BKD/ BSS/ BMP/ CFFB/ CLJA |  | 08-   |     | ●   |  |   | <b>13-0320</b>  |     |    |      | 25    | 90   | 107 |   |   |   |   |    |     |   |  |
|  |  | 08-   |     | ●   |  |   | <b>15-1463</b>  | 36  | 27 | 59,5 | 97,95 | 40,5 |     |   |   |   |   | 13 | 2   |   |  |
| 2.0 TDi, 4WD (125 kW) Eng. BMN/ CBBB/ CFGB               |  | 08-   |     |   | ●  | M/T, Exc. Doppia Frizione/Double Clutch | <b>16-1010C</b> |     |    | 33   |       | 100  |     |   |   |   |   |    |     |   |  |


































































| <b>Fabia Praktik '02-</b>              |   |  | L/R |  |  | NOTE | METELLI ref. | ABS     | A  | B  | C  | D  | E    | F  | H | I  | L | M   | Fig |  |
|--|---|---|-----|---|--|------|--------------|---------|----|----|----|----|------|----|---|----|---|-----|-----|--|
| 1.2 (40 kW) Eng. AWY/ BMD              |  | 02-   |     | •   |  | +SI  | 13-0278      |         |    |    | 25 | 78 | 130  |    |   |    |   |     |     |  |
|  |  | 02-   |     | •   |  | +SI  | 15-1403      |         | 20 | 30 | 52 | 85 | 44   |    |   |    |   | 11  | 2   |  |
|  |  | 02-   | L   |   |  |      |              | 17-0777 |    | 36 |    |    | 85   | 94 |   | 59 |   | 487 |     |  |
|  |   | 02-   | R   |   |  |      |              | 17-0743 |    | 36 |    |    | 85   | 94 |   | 59 |   | 758 |     |  |
| 1.2 (47 kW) Eng. AZQ/ BME              |  | 03-   |     | •   |  | +SI  | 13-0278      |         |    |    | 25 | 78 | 130  |    |   |    |   |     |     |  |
|  |  | 03-   |     | •   |  | +SI  | 15-1403      |         | 20 | 30 | 52 | 85 | 44   |    |   |    |   | 11  | 2   |  |
| 1.4 (50 kW) Eng. AME/ AQW/ ATZ         |  | 00-   |     | •   |  | +SE  | 13-0272      |         |    |    | 25 | 78 | 130  |    |   |    |   |     |     |  |
|  |  | 00-   |     | •   |  | +SE  | 15-1413      |         | 36 | 30 | 52 | 85 | 43   |    |   |    |   | 11  | 2   |  |
| 1.4 TDi (51 kW) Eng. BNM               |  | 05-   |     | •   |  | +SE  | 13-0283      |         |    |    | 26 | 87 | 117  |    |   |    |   |     |     |  |
|  |  | 05-   |     | •   |  | +SE  | 15-1414      |         | 36 | 30 | 52 | 90 | 43,5 |    |   |    |   | 11  | 2   |  |
| 1.9 SDi (47 kW) Eng. ASY               |  | 99-   |     | •   |  | +SE  | 13-0272      |         |    |    | 25 | 78 | 130  |    |   |    |   |     |     |  |
|  |  | 99-   |     | •   |  | +SE  | 15-1413      |         | 36 | 30 | 52 | 85 | 43   |    |   |    |   | 11  | 2   |  |
| <b>Roomster Van, Praktik (5J) '07-</b> |   |  | L/R |  |  | NOTE | METELLI ref. | ABS     | A  | B  | C  | D  | E    | F  | H | I  | L | M   | Fig |  |
| 1.4 (63 kW) Eng. BXW/ CGGB             |  | 3/07-   |     | •   |  |      | 13-0272      |         |    |    | 25 | 78 | 130  |    |   |    |   |     |     |  |
|  |  | 3/07-   |     | •   |  |      | 15-1413      |         | 36 | 30 | 52 | 85 | 43   |    |   |    |   | 11  | 2   |  |
| 1.4 TDi (59 kW) Eng. BMS/ BNV          |  | 07-   |     | •   |  |      | 13-0283      |         |    |    | 26 | 87 | 117  |    |   |    |   |     |     |  |
|  |  | 07-   |     | •   |  |      | 15-1414      |         | 36 | 30 | 52 | 90 | 43,5 |    |   |    |   | 11  | 2   |  |

### SMART
































| <b>Cabrio (450) '00-'04</b>     |   |  | L/R |  |  | NOTE | METELLI ref. | ABS | A  | B | C  | D  | E  | F | H    | I    | L     | M   | Fig |
|---------------------------------|---|--|-----|--|---|------|--------------|-----|----|---|----|----|----|---|------|------|-------|-----|-----|
| 0.6 (40 kW) Eng. M160E6ALB03    |  | 00-  | L   |  |   | +ABS | 17-0629      | 42  | 24 |   | 33 | 70 | 71 |   | 25,5 | 59,8 | 475,3 | s19 |     |
|                                 |   | 00-  | R   |  |   | +ABS | 17-0630      | 42  | 24 |   | 33 | 70 | 71 |   | 25,5 | 59,8 | 715,8 | s19 |     |
| 0.6 (45 kW) Eng. M160E6ALB05    |  | 01-  | L   |  |   | +ABS | 17-0629      | 42  | 24 |   | 33 | 70 | 71 |   | 25,5 | 59,8 | 475,3 | s19 |     |
|                                 |   | 01-  | R   |  |   | +ABS | 17-0630      | 42  | 24 |   | 33 | 70 | 71 |   | 25,5 | 59,8 | 715,8 | s19 |     |
| 0.7 (45 kW) Eng. M160R3         |  | 03-  | L   |  |   | +ABS | 17-0629      | 42  | 24 |   | 33 | 70 | 71 |   | 25,5 | 59,8 | 475,3 | s19 |     |
|                                 |   | 03-  | R   |  |   | +ABS | 17-0630      | 42  | 24 |   | 33 | 70 | 71 |   | 25,5 | 59,8 | 715,8 | s19 |     |
| 0.7 (55 kW) Eng. M160.910/ 920  |  | 03-  | L   |  |   | +ABS | 17-0629      | 42  | 24 |   | 33 | 70 | 71 |   | 25,5 | 59,8 | 475,3 | s19 |     |
|                                 |   | 03-  | R   |  |   | +ABS | 17-0630      | 42  | 24 |   | 33 | 70 | 71 |   | 25,5 | 59,8 | 715,8 | s19 |     |
| 0.8 CDi (30 kW) Eng. OM660DE8LA |  | 01-  | L   |  |   | +ABS | 17-0629      | 42  | 24 |   | 33 | 70 | 71 |   | 25,5 | 59,8 | 475,3 | s19 |     |
|                                 |   | 01-  | R   |  |   | +ABS | 17-0630      | 42  | 24 |   | 33 | 70 | 71 |   | 25,5 | 59,8 | 715,8 | s19 |     |





































































|                                   |   |    | L/R |    |    | NOTE   | METELLI ref. | ABS     | A  | B  | C  | D    | E   | F    | H    | I    | L     | M   | Fig |   |
|-----------------------------------|---|---|-----|---|--|--------|--------------|---------|----|----|----|------|-----|------|------|------|-------|-----|-----|---|
| <b>City-Coupe (450) '98-'04</b>   |   |   |     |   |  |        |              |         |    |    |    |      |     |      |      |      |       |     |     |   |
| 0.6 (33 kW) Eng. M160E6ALB04      |    | 98-   | L   |   |  | +ABS   | 17-0629      | 42      | 24 |    | 33 | 70   | 71  |      | 25,5 | 59,8 | 475,3 | s19 |     |   |
|                                   |   | 98-   | R   |   |  | +ABS   | 17-0630      | 42      | 24 |    | 33 | 70   | 71  |      | 25,5 | 59,8 | 715,8 | s19 |     |   |
| 0.6 (40 kW) Eng. M160E6ALB03      |    | 98-   | L   |   |  | +ABS   | 17-0629      | 42      | 24 |    | 33 | 70   | 71  |      | 25,5 | 59,8 | 475,3 | s19 |     |   |
|                                   |   | 98-   | R   |   |  | +ABS   | 17-0630      | 42      | 24 |    | 33 | 70   | 71  |      | 25,5 | 59,8 | 715,8 | s19 |     |   |
| 0.6 (45 kW) Eng. M160E6ALB05      |    | 01-   | L   |   |  | +ABS   | 17-0629      | 42      | 24 |    | 33 | 70   | 71  |      | 25,5 | 59,8 | 475,3 | s19 |     |   |
|                                   |   | 01-   | R   |   |  | +ABS   | 17-0630      | 42      | 24 |    | 33 | 70   | 71  |      | 25,5 | 59,8 | 715,8 | s19 |     |   |
| 0.8 CDi (30 kW) Eng. OM660DE8LA   |    | 99-   | L   |   |  | +ABS   | 17-0629      | 42      | 24 |    | 33 | 70   | 71  |      | 25,5 | 59,8 | 475,3 | s19 |     |   |
|                                   |   | 99-   | R   |   |  | +ABS   | 17-0630      | 42      | 24 |    | 33 | 70   | 71  |      | 25,5 | 59,8 | 715,8 | s19 |     |   |
| <b>Forfour (454) '04-</b>         |   |    | L/R |    |    | NOTE   | METELLI ref. | ABS     | A  | B  | C  | D    | E   | F    | H    | I    | L     | M   | Fig |   |
| 1.1 (55 kW) Eng. M134.910         |    | 04-   |     | •   |  | +/-ABS | 13-0354      |         |    |    | 22 | 72   | 127 |      |      |      |       |     |     |   |
|                                   |   |    | 04- |   | •  |        | +/-ABS       | 15-1507 |    | 25 | 21 | 53,4 | 75  |      |      |      |       |     | 11  | 2 |
| 1.3 (70 kW) Eng. M135.930         |    | 04-   |     | •   |  | +/-ABS | 13-0354      |         |    |    | 22 | 72   | 127 |      |      |      |       |     |     |   |
|                                   |   |    | 04- |   | •  |        | +/-ABS       | 15-1507 |    | 25 | 21 | 53,4 | 75  |      |      |      |       |     | 11  | 2 |
| 1.5 (80 kW) Eng. M135.950         |    | 04-   |     | •   |  | +/-ABS | 13-0354      |         |    |    | 22 | 72   | 127 |      |      |      |       |     |     |   |
|                                   |   |    | 04- |   | •  |        | +/-ABS       | 15-1507 |    | 25 | 21 | 53,4 | 75  |      |      |      |       |     | 11  | 2 |
| 1.5 CDi (50 kW) Eng. OM639.939    |    | 04-   |     | •   |  |        | 13-0409      |         |    |    | 22 | 82   | 126 |      |      |      |       |     |     |   |
|                                   |   |    | 04- |   | •  |        |              | 15-1615 |    | 25 | 23 | 53   | 82  | 57,2 |      |      |       |     | 4   | 1 |
| 1.5 CDi (70 kW) Eng. OM639.939    |    | 04-   |     | •   |  |        | 13-0409      |         |    |    | 22 | 82   | 126 |      |      |      |       |     |     |   |
|                                   |   |    | 04- |   | •  |        |              | 15-1615 |    | 25 | 23 | 53   | 82  | 57,2 |      |      |       |     | 4   | 1 |
| <b>Fortwo I (450) '04-'07</b>     |   |   | L/R |   |   | NOTE   | METELLI ref. | ABS     | A  | B  | C  | D    | E   | F    | H    | I    | L     | M   | Fig |   |
| 0.7 (37-45-55 kW) Eng. M170       |  | 04-   | L   |   |  | +ABS   | 17-0629      | 42      | 24 |    | 33 | 70   | 71  |      | 25,5 | 59,8 | 475,3 | s19 |     |   |
|                                   |   | 04-   | R   |   |  | +ABS   | 17-0630      | 42      | 24 |    | 33 | 70   | 71  |      | 25,5 | 59,8 | 715,8 | s19 |     |   |
| 0.7 (55 kW) Eng. M160.910/ 920    |  | 04-   | L   |   |  | +ABS   | 17-0629      | 42      | 24 |    | 33 | 70   | 71  |      | 25,5 | 59,8 | 475,3 | s19 |     |   |
|                                   |   | 04-   | R   |   |  | +ABS   | 17-0630      | 42      | 24 |    | 33 | 70   | 71  |      | 25,5 | 59,8 | 715,8 | s19 |     |   |
| 0.8 CDi (30 kW) Eng. OM660DE8LA   |  | 04-   | L   |   |  | +ABS   | 17-0629      | 42      | 24 |    | 33 | 70   | 71  |      | 25,5 | 59,8 | 475,3 | s19 |     |   |
|                                   |   | 04-   | R   |   |  | +ABS   | 17-0630      | 42      | 24 |    | 33 | 70   | 71  |      | 25,5 | 59,8 | 715,8 | s19 |     |   |
| <b>Roadster, Coupe (452) '03-</b> |   |  | L/R |  |  | NOTE   | METELLI ref. | ABS     | A  | B  | C  | D    | E   | F    | H    | I    | L     | M   | Fig |   |
| 0.7 (45 kW) Eng. M160.921         |  | 03-   | L   |   |  | +ABS   | 17-0629      | 42      | 24 |    | 33 | 70   | 71  |      | 25,5 | 59,8 | 475,3 | s19 |     |   |
|                                   |   | 03-   | R   |   |  | +ABS   | 17-0630      | 42      | 24 |    | 33 | 70   | 71  |      | 25,5 | 59,8 | 715,8 | s19 |     |   |
| 0.7 (60 kW) Eng. M160.922         |  | 03-   | L   |   |  | +ABS   | 17-0629      | 42      | 24 |    | 33 | 70   | 71  |      | 25,5 | 59,8 | 475,3 | s19 |     |   |
|                                   |   | 03-   | R   |   |  | +ABS   | 17-0630      | 42      | 24 |    | 33 | 70   | 71  |      | 25,5 | 59,8 | 715,8 | s19 |     |   |






| <b>Alcyone</b>                                    |   |  | L/R |  |  | NOTE                      | METELLI ref. | ABS | A  | B  | C  | D    | E   | F | H | I | L | M  | Fig |
|---|---|---|-----|---|--|---------------------------|--------------|-----|----|----|----|------|-----|---|---|---|---|----|-----|
| 1.8 T. 4WD (96-100 kW) Eng. EA82T                 |    | 85-12/90  |     | •   |  | FWD, M/T+A/T, Mod. AX4, 7 | 13-0068      |     |    |    | 25 | 85   | 102 |   |   |   |   |    |     |
|   |    | 85-12/90  |     | •   |  | FWD, M/T+A/T, Mod. AX4, 7 | 15-1077      |     | 30 | 25 | 58 | 89,7 | 99  |   |   |   |   | 14 | 1   |
| <b>Brat '82-'91</b>                               |   |  | L/R |  |  | NOTE                      | METELLI ref. | ABS | A  | B  | C  | D    | E   | F | H | I | L | M  | Fig |
| 1.8 4WD (54 kW) Eng. 5H4109                       |    | 85-91   |     | •   |  | FWD, Usa                  | 13-0044      |     |    |    | 21 | 71,5 | 90  |   |   |   |   |    |     |
|   |    | 82-84   |     | •   |  | Usa                       | 15-1040      |     | 30 | 23 | 52 | 82,3 | 99  |   |   |   |   | 14 | 1   |
|   |   | 85-91   |     | •   |  | FWD, Usa                  | 15-1046      |     | 30 | 23 | 58 | 80   | 99  |   |   |   |   | 14 | 1   |
| <b>Brumby</b>                                     |   |  | L/R |  |  | NOTE                      | METELLI ref. | ABS | A  | B  | C  | D    | E   | F | H | I | L | M  | Fig |
| 1.6 4WD (52 kW) Eng. EA71                         |    | 77-79   |     | •   |  | FWD, Mod. A69             | 15-1040      |     | 30 | 23 | 52 | 82,3 | 99  |   |   |   |   | 14 | 1   |
| 1.8, 4WD (59-66-74 kW) Eng. EA81                  |    | 79-82   |     | •   |  | FWD, Australia, Mod. JF2  | 13-0044      |     |    |    | 21 | 71,5 | 90  |   |   |   |   |    |     |
|   |    | 79-82   |     | •   |  | FWD, Australia, Mod. JF2  | 15-1046      |     | 30 | 23 | 58 | 80   | 99  |   |   |   |   | 14 | 1   |
|   |   | 93-1/94   |     | •   |  | FWD, Australia, Mod. JF2  | 15-1040      |     | 30 | 23 | 52 | 82,3 | 99  |   |   |   |   | 14 | 1   |
| <b>Forester I (SF) '97-'02</b>                    |   |  | L/R |  |  | NOTE                      | METELLI ref. | ABS | A  | B  | C  | D    | E   | F | H | I | L | M  | Fig |
| 2.0 (90-92 kW) Eng. EJ20                          |    | 98-02   |     | •   |  |                           | 13-0074      |     |    |    | 23 | 81   | 96  |   |   |   |   |    |     |
|   |   | 98-02   |     | •   |  |                           | 13-0181      |     |    |    | 23 | 81   | 96  |   |   |   |   |    |     |
|   |    | 98-02   |     | •   |  |                           | 15-1084      |     | 27 | 30 | 56 | 87,9 | 60  |   |   |   |   | 3  | 1   |
|   |   | 98-02   |     | •   |  |                           | 15-1247      |     | 27 | 22 | 56 | 83   | 60  |   |   |   |   | 3  | 1   |
|   |   |   |     |   |  |                           |              |     |    |    |    |      |     |   |   |   |   |    |     |
| <b>Impreza I (GC, GF), SW '92-'00</b>             |   |  | L/R |  |  | NOTE                      | METELLI ref. | ABS | A  | B  | C  | D    | E   | F | H | I | L | M  | Fig |
| 1.6 i, 4WD (66 kW) Eng. EJ16                      |   | 10/95-00  |     | •   |  | FWD, M/T+A/T              | 13-0074      |     |    |    | 23 | 81   | 96  |   |   |   |   |    |     |
|   |   | 92-9/95   |     | •   |  | FWD, M/T+A/T              | 13-0181      |     |    |    | 23 | 81   | 96  |   |   |   |   |    |     |
|   |  | 10/95-00  |     | •   |  | FWD, M/T+A/T              | 15-1084      |     | 27 | 30 | 56 | 87,9 | 60  |   |   |   |   | 3  | 1   |
|   |   | 92-9/95   |     | •   |  | FWD, M/T+A/T              | 15-1247      |     | 27 | 22 | 56 | 83   | 60  |   |   |   |   | 3  | 1   |
| 1.6 i, 4WD (70 kW) Eng. EJ16                      |  | 98-00   |     | •   |  |                           | 13-0074      |     |    |    | 23 | 81   | 96  |   |   |   |   |    |     |
|   |  | 98-00   |     | •   |  |                           | 15-1084      |     | 27 | 30 | 56 | 87,9 | 60  |   |   |   |   | 3  | 1   |
| 1.8, 4WD (76 kW) Eng. EJ18E                       |  | 10/95-00  |     | •   |  | FWD, M/T+A/T              | 13-0074      |     |    |    | 23 | 81   | 96  |   |   |   |   |    |     |
|   |   | 92-9/95   |     | •   |  | FWD, M/T+A/T              | 13-0181      |     |    |    | 23 | 81   | 96  |   |   |   |   |    |     |
|   |  | 10/95-00  |     | •   |  | FWD, M/T+A/T              | 15-1084      |     | 27 | 30 | 56 | 87,9 | 60  |   |   |   |   | 3  | 1   |
|   |   | 92-9/95   |     | •   |  | FWD, M/T+A/T              | 15-1247      |     | 27 | 22 | 56 | 83   | 60  |   |   |   |   | 3  | 1   |
| 2.0 16v 4WD (85-92 kW) Eng. EJ20E/<br>EJ20J/EJ201 |  | 95-00   |     | •   |  | FWD, M/T+A/T              | 13-0074      |     |    |    | 23 | 81   | 96  |   |   |   |   |    |     |
|   |  | 95-00   |     | •   |  | FWD, M/T+A/T              | 15-1084      |     | 27 | 30 | 56 | 87,9 | 60  |   |   |   |   | 3  | 1   |

# SUBARU



































| Impreza I (GC, GF), SW '92-'00    |   |  | L/R |  |  | NOTE    | METELLI<br>ref. | ABS | A  | B    | C    | D    | E    | F | H | I | L | M  | Fig |  |
|-----------------------------------|---|---|-----|---|--|---------|-----------------|-----|----|------|------|------|------|---|---|---|---|----|-----|--|
| 2.0 T. 16v (155 kW) Eng. EJ20G    |    | 10/95-00  | ●   |   | FWD, M/T+A/T   | 13-0074 |                 |     |    |      | 23   | 81   | 96   |   |   |   |   |    |     |  |
|                                   |   | 94-9/95   | ●   |   | FWD, A/T   | 13-0181 |                 |     |    |      | 23   | 81   | 96   |   |   |   |   |    |     |  |
|                                   |    | 10/95-00  | ●   |   | FWD, M/T+A/T   | 15-1084 |                 | 27  | 30 | 56   | 87,9 | 60   |      |   |   |   |   | 3  | 1   |  |
|                                   |   | 94-9/95   | ●   |   | FWD, A/T   | 15-1247 |                 | 27  | 22 | 56   | 83   | 60   |      |   |   |   |   | 3  | 1   |  |
| 2.0 T. GT 4WD (130 kW) Eng. EJ205 |    | 10/95-00  | ●   |   | FWD, M/T+A/T   | 13-0074 |                 |     |    |      | 23   | 81   | 96   |   |   |   |   |    |     |  |
|                                   |   | 94-9/95   | ●   |   | FWD, A/T   | 13-0181 |                 |     |    |      | 23   | 81   | 96   |   |   |   |   |    |     |  |
|                                   |    | 10/95-00  | ●   |   | FWD, M/T+A/T   | 15-1084 |                 | 27  | 30 | 56   | 87,9 | 60   |      |   |   |   |   | 3  | 1   |  |
|                                   |   | 94-9/95   | ●   |   | FWD, A/T   | 15-1247 |                 | 27  | 22 | 56   | 83   | 60   |      |   |   |   |   | 3  | 1   |  |
| Justy I (KAD)/ Trendy '84-'94     |   |  | L/R |  |  | NOTE    | METELLI<br>ref. | ABS | A  | B    | C    | D    | E    | F | H | I | L | M  | Fig |  |
| 0.7                               |    |   | ●   |   |  | 15-1318 |                 | 24  | 18 | 50   | 72,3 | 77,5 |      |   |   |   |   | 14 | 1   |  |
| 1.0, 4WD (37 kW) Eng. EF10        |    | 87-   | ●   |   |  | 15-1274 |                 | 24  | 19 | 50   | 72,3 | 77,5 |      |   |   |   |   | 14 | 1   |  |
| 1.0, 4WD (40 kW) Eng. EF10        |    | 84-90   | ●   |   |  | 15-1274 |                 | 24  | 19 | 50   | 72,3 | 77,5 |      |   |   |   |   | 14 | 1   |  |
| Justy III (G3X) '03-'08           |   |  | L/R |  |  | NOTE    | METELLI<br>ref. | ABS | A  | B    | C    | D    | E    | F | H | I | L | M  | Fig |  |
| 1.3 (69 kW) Eng. M13A             |    | 9/03-   | ●   |   | +ABS   | 13-0408 |                 |     |    |      | 20   | 68   | 100  |   |   |   |   |    |     |  |
|                                   |    | 9/03-   | ●   |   | +ABS   | 15-1614 | 43              | 25  | 28 | 49,1 | 76,7 | 51   |      |   |   |   |   | 3  | 2   |  |
| Legacy I (BC, BJF), SW '89-'94    |   |  | L/R |  |  | NOTE    | METELLI<br>ref. | ABS | A  | B    | C    | D    | E    | F | H | I | L | M  | Fig |  |
| 1.8 (76 kW) Eng. EJ18SPI          |    | 89-91   | ●   |   | M/T+A/T  | 13-0074 |                 |     |    |      | 23   | 81   | 96   |   |   |   |   |    |     |  |
|                                   |    | 89-91   | ●   |   | M/T+A/T  | 15-1084 |                 | 27  | 30 | 56   | 87,9 | 60   |      |   |   |   |   | 3  | 1   |  |
| 1.8 4WD (76 kW) Eng. EJ18SPI      |  | 89-91   | ●   |   | FWD, A/T   | 13-0181 |                 |     |    |      | 23   | 81   | 96   |   |   |   |   |    |     |  |
|                                   |   | 89-91   | ●   |   | FWD, M/T   | 13-0074 |                 |     |    |      | 23   | 81   | 96   |   |   |   |   |    |     |  |
|                                   |  | 89-91   | ●   |   | FWD, A/T   | 15-1247 |                 | 27  | 22 | 56   | 83   | 60   |      |   |   |   |   | 3  | 1   |  |
|                                   |   | 89-91   | ●   |   | FWD, M/T   | 15-1084 |                 | 27  | 30 | 56   | 87,9 | 60   |      |   |   |   |   | 3  | 1   |  |
| 2.0 (85 kW) Eng. EJ20EMPI         |  | 91-94   | ●   |   | M/T  | 13-0132 |                 |     |    |      | 24   | 90   | 94,5 |   |   |   |   |    |     |  |
|                                   |  | 91-94   | ●   |   | M/T  | 15-1151 |                 | 27  | 25 | 56   | 95   | 60   |      |   |   |   |   | 3  | 1   |  |
| 2.0 4WD (85-92 kW) Eng. EJ20EMPI  |  | 91-94   | ●   |   | FWD, M/T   | 13-0181 |                 |     |    |      | 23   | 81   | 96   |   |   |   |   |    |     |  |
|                                   |  | 91-94   | ●   |   | FWD, M/T   | 15-1247 |                 | 27  | 22 | 56   | 83   | 60   |      |   |   |   |   | 3  | 1   |  |
| 2.0 T. 4WD (147 kW) Eng. EJ20GN   |  | 92-94   | ●   |   | FWD, M/T   | 13-0074 |                 |     |    |      | 23   | 81   | 96   |   |   |   |   |    |     |  |
|                                   |  | 92-94   | ●   |   | FWD, M/T   | 15-1084 |                 | 27  | 30 | 56   | 87,9 | 60   |      |   |   |   |   | 3  | 1   |  |






































| <b>Legacy I (BC, BJF), SW '89-'94</b>  |   |    | L/R     |    |    | NOTE           | METELLI ref.   | ABS | A  | B  | C    | D    | E   | F | H | I | L | M  | Fig |   |
|--|---|---|---------|---|--|----------------|----------------|-----|----|----|------|------|-----|---|---|---|---|----|-----|---|
| 2.2 i 4WD (94-96-100 kW) Eng. EJ22EMPI |    | 11/89-7/94  | •       |   | FWD, A/T   | <b>13-0181</b> |                |     |    |    | 23   | 81   | 96  |   |   |   |   |    |     |   |
|  |   | 11/89-7/94  | •       |   | FWD, M/T   | <b>13-0074</b> |                |     |    |    | 23   | 81   | 96  |   |   |   |   |    |     |   |
|  |    | 11/89-7/94  | •       |   | FWD, A/T   | <b>15-1247</b> |                | 27  | 22 | 56 | 83   | 60   |     |   |   |   |   |    | 3   | 1 |
|  |   | 11/89-7/94  | •       |   | FWD, M/T   | <b>15-1084</b> |                | 27  | 30 | 56 | 87,9 | 60   |     |   |   |   |   |    | 3   | 1 |
| <b>Legacy II (BD, BG), SW '94-'99</b>  |   |    | L/R     |    |    | NOTE           | METELLI ref.   | ABS | A  | B  | C    | D    | E   | F | H | I | L | M  | Fig |   |
| 1.8, 4WD (76 kW) Eng. EJ18E            |    | 4/94-99   | •       |   | M/T+A/T  | <b>13-0181</b> |                |     |    |    | 23   | 81   | 96  |   |   |   |   |    |     |   |
|  |   |    | 4/94-99 | •   |  | M/T+A/T        | <b>15-1247</b> |     | 27 | 22 | 56   | 83   | 60  |   |   |   |   |    | 3   | 1 |
| 2.0 16v 4WD (85-92 kW) Eng. EJ20E/ J   |    | 4/94-7/95   | •       |   | FWD, M/T+A/T   | <b>13-0181</b> |                |     |    |    | 23   | 81   | 96  |   |   |   |   |    |     |   |
|  |   | 8/95-99   | •       |   |  | <b>13-0074</b> |                |     |    |    | 23   | 81   | 96  |   |   |   |   |    |     |   |
|  |    | 4/94-7/95   | •       |   | FWD, M/T+A/T   | <b>15-1247</b> |                | 27  | 22 | 56 | 83   | 60   |     |   |   |   |   |    | 3   | 1 |
|  |   | 8/95-99   | •       |   |  | <b>15-1084</b> |                | 27  | 30 | 56 | 87,9 | 60   |     |   |   |   |   |    | 3   | 1 |
| 2.2 i 4WD (94 kW) Eng. EJ22EMPI        |    | 4/94-99   | •       |   | FWD, A/T   | <b>13-0181</b> |                |     |    |    | 23   | 81   | 96  |   |   |   |   |    |     |   |
|  |   |    | 4/94-99 | •   |  | FWD, A/T       | <b>15-1247</b> |     | 27 | 22 | 56   | 83   | 60  |   |   |   |   |    | 3   | 1 |
| <b>Legacy III (BE, BH), SW '98-'03</b> |   |    | L/R     |    |    | NOTE           | METELLI ref.   | ABS | A  | B  | C    | D    | E   | F | H | I | L | M  | Fig |   |
| 2.5 (110-115 kW) Eng. EJ25             |    | 98-03   | •       |   |  | <b>13-0074</b> |                |     |    |    | 23   | 81   | 96  |   |   |   |   |    |     |   |
|  |   | 98-03   | •       |   |  | <b>13-0181</b> |                |     |    |    | 23   | 81   | 96  |   |   |   |   |    |     |   |
|  |    | 98-03   | •       |   |  | <b>15-1084</b> |                | 27  | 30 | 56 | 87,9 | 60   |     |   |   |   |   |    | 3   | 1 |
|  |   | 98-03   | •       |   |  | <b>15-1247</b> |                | 27  | 22 | 56 | 83   | 60   |     |   |   |   |   |    | 3   | 1 |
| <b>Leone I (AB), SW '79-'84</b>        |   |   | L/R     |   |   | NOTE           | METELLI ref.   | ABS | A  | B  | C    | D    | E   | F | H | I | L | M  | Fig |   |
| 1.6 4WD (Only SW) (52 kW) Eng. EA71    |  | 4/79-11/84  | •       |   | FWD  | <b>15-1040</b> |                | 30  | 23 | 52 | 82,3 | 99   |     |   |   |   |   | 14 | 1   |   |
| 1.8, 4WD (59-66-74 kW) Eng. EA81       |  | 80-84   | •       |   | FWD  | <b>15-1040</b> |                | 30  | 23 | 52 | 82,3 | 99   |     |   |   |   |   | 14 | 1   |   |
| <b>Leone II, SW '84-'92</b>            |   |  | L/R     |  |  | NOTE           | METELLI ref.   | ABS | A  | B  | C    | D    | E   | F | H | I | L | M  | Fig |   |
| 1.3 (Exc. SW) (48-53 kW) Eng. EA65     |  | 84-91   | •       |   | M/T  | <b>13-0021</b> |                |     |    |    | 21   | 71,5 | 90  |   |   |   |   |    |     |   |
|  |   |  | 84-91   | •   |  | M/T            | <b>15-1018</b> |     | 30 | 22 | 58   | 80   | 99  |   |   |   |   |    | 14  | 1 |
| 1.6 4x4 (55-64 kW) Eng. EA71           |  | 84-91   | •       |   |  | <b>13-0021</b> |                |     |    |    | 21   | 71,5 | 90  |   |   |   |   |    |     |   |
|  |   | 84-91   | •       |   | FWD, 4WD   | <b>13-0044</b> |                |     |    |    | 21   | 71,5 | 90  |   |   |   |   |    |     |   |
|  |  | 84-91   | •       |   |  | <b>15-1018</b> |                | 30  | 22 | 58 | 80   | 99   |     |   |   |   |   |    | 14  | 1 |
|  |   | 84-91   | •       |   | FWD, 4WD   | <b>15-1046</b> |                | 30  | 23 | 58 | 80   | 99   |     |   |   |   |   |    | 14  | 1 |
| 1.8 4WD (88 kW) Eng. EA82              |  | 88-90   | •       |   | FWD, M/T+A/T   | <b>13-0068</b> |                |     |    |    | 25   | 85   | 102 |   |   |   |   |    |     |   |
|  |   |  | 88-90   | •   |  | FWD, M/T+A/T   | <b>15-1077</b> |     | 30 | 25 | 58   | 89,7 | 99  |   |   |   |   |    | 14  | 1 |

| <b>Leone II, SW '84-'92</b>              |   |    | L/R |    |    | NOTE                        | METELLI ref. | ABS | A  | B  | C  | D    | E    | F | H | I | L | M  | Fig |
|--|---|---|-----|---|--|-----------------------------|--------------|-----|----|----|----|------|------|---|---|---|---|----|-----|
| 1.8 4WD (96 kW) Eng. EA82                |    | 89-90   |     | •   |  | FWD, M/T+A/T                | 13-0068      |     |    |    | 25 | 85   | 102  |   |   |   |   |    |     |
|  |    | 89-90   |     | •   |  | FWD, M/T+A/T                | 15-1077      |     | 30 | 25 | 58 | 89,7 | 99   |   |   |   |   | 14 | 1   |
| 1.8 T. 4WD (100 kW) Eng. EA82T           |    | 84-90   |     | •   |  | FWD, M/T+A/T                | 13-0068      |     |    |    | 25 | 85   | 102  |   |   |   |   |    |     |
|  |    | 84-90   |     | •   |  | FWD, M/T+A/T                | 15-1077      |     | 30 | 25 | 58 | 89,7 | 99   |   |   |   |   | 14 | 1   |
| 1.8, 4WD (66 kW) Eng. EA82               |    | 84-90   |     | •   |  | FWD                         | 13-0044      |     |    |    | 21 | 71,5 | 90   |   |   |   |   |    |     |
|  |    | 84-90   |     | •   |  | FWD                         | 15-1046      |     | 30 | 23 | 58 | 80   | 99   |   |   |   |   | 14 | 1   |
| <b>Liberty '89-'94</b>                   |   |    | L/R |    |    | NOTE                        | METELLI ref. | ABS | A  | B  | C  | D    | E    | F | H | I | L | M  | Fig |
| 2.2 i 4WD (94 kW) Eng. EJ22EMPI          |    | 10/89-7/94  |     | •   |  | FWD, Australia, Mod. JF1, 2 | 13-0074      |     |    |    | 23 | 81   | 96   |   |   |   |   |    |     |
|  |    | 10/89-7/94  |     | •   |  | FWD, Australia, Mod. JF1, 2 | 15-1084      |     | 27 | 30 | 56 | 87,9 | 60   |   |   |   |   | 3  | 1   |
| <b>Loyale '90-'92</b>                    |   |    | L/R |    |    | NOTE                        | METELLI ref. | ABS | A  | B  | C  | D    | E    | F | H | I | L | M  | Fig |
| All models                               |    | 90-92   |     | •   |  | Usa, 2WD T.                 | 13-0068      |     |    |    | 25 | 85   | 102  |   |   |   |   |    |     |
|  |   | 90-92   |     | •   |  | FWD, Usa                    | 13-0044      |     |    |    | 21 | 71,5 | 90   |   |   |   |   |    |     |
|  |    | 90-92   |     | •   |  | Usa, 2WD T.                 | 15-1077      |     | 30 | 25 | 58 | 89,7 | 99   |   |   |   |   | 14 | 1   |
|  |   | 90-92   |     | •   |  | FWD, Usa                    | 15-1046      |     | 30 | 23 | 58 | 80   | 99   |   |   |   |   | 14 | 1   |
| <b>Rex III '89-'92</b>                   |   |    | L/R |    |    | NOTE                        | METELLI ref. | ABS | A  | B  | C  | D    | E    | F | H | I | L | M  | Fig |
| 0.5 K. (45 kW) Eng. EN05                 |    | 6/89-3/90   |     | •   |  | M/T                         | 15-1319      |     | 24 | 18 | 50 | 72,3 | 77,5 |   |   |   |   | 14 | 1   |
|  |   | 6/89-3/90   |     | •   |  | M/T, SPC                    | 15-1320      |     | 24 | 19 | 50 | 72,3 | 77,5 |   |   |   |   | 14 | 1   |
| 0.5, 4WD (28 kW) Eng. EN05               |   | 6/89-3/90   |     | •   |  | M/T                         | 15-1319      |     | 24 | 18 | 50 | 72,3 | 77,5 |   |   |   |   | 14 | 1   |
|  |   | 6/89-3/90   |     | •   |  | M/T, SPC                    | 15-1320      |     | 24 | 19 | 50 | 72,3 | 77,5 |   |   |   |   | 14 | 1   |
| 0.7 K. 4WD (47 kW) Eng. EN07SuperCharger |  | 3/90-3/92   |     | •   |  | M/T                         | 15-1319      |     | 24 | 18 | 50 | 72,3 | 77,5 |   |   |   |   | 14 | 1   |
|  |   | 3/90-3/92   |     | •   |  | M/T, SPC                    | 15-1320      |     | 24 | 19 | 50 | 72,3 | 77,5 |   |   |   |   | 14 | 1   |
| 0.7, 4WD (35 kW) Eng. EN07E              |  | 3/90-3/92   |     | •   |  | M/T                         | 15-1319      |     | 24 | 18 | 50 | 72,3 | 77,5 |   |   |   |   | 14 | 1   |
|  |   | 3/90-3/92   |     | •   |  | M/T, SPC                    | 15-1320      |     | 24 | 19 | 50 | 72,3 | 77,5 |   |   |   |   | 14 | 1   |
| <b>SVX (CX) '92-'97</b>                  |   |  | L/R |  |  | NOTE                        | METELLI ref. | ABS | A  | B  | C  | D    | E    | F | H | I | L | M  | Fig |
| 3.3 i 24v 4WD (162 kW) Eng. EG33DOHC     |  | 94-   |     | •   |  | FWD, Usa                    | 13-0181      |     |    |    | 23 | 81   | 96   |   |   |   |   |    |     |
|  |  | 94-   |     | •   |  | FWD, Usa                    | 15-1247      |     | 27 | 22 | 56 | 83   | 60   |   |   |   |   | 3  | 1   |
| 3.3 i 24v 4WD (169 kW) Eng. EG33DOHC     |  | 92-94   |     | •   |  | FWD, Usa                    | 13-0181      |     |    |    | 23 | 81   | 96   |   |   |   |   |    |     |
|  |  | 92-94   |     | •   |  | FWD, Usa                    | 15-1247      |     | 27 | 22 | 56 | 83   | 60   |   |   |   |   | 3  | 1   |








































| <b>Vortex (XT) '84-'90</b>        |   |  | L/R |  |  | NOTE                | METELLI ref. | ABS | A  | B  | C  | D    | E   | F | H | I | L | M  | Fig |
|-----------------------------------|---|---|-----|---|---|---------------------|--------------|-----|----|----|----|------|-----|---|---|---|---|----|-----|
| 1.8 T. 4WD (96-100 kW) Eng. EA82T |  | 85-89   |     | •   |   | Australia, Mod. JF1 | 13-0068      |     |    |    | 25 | 85   | 102 |   |   |   |   |    |     |
|                                   |  | 85-89   |     | •   |   | Australia, Mod. JF1 | 15-1077      |     | 30 | 25 | 58 | 89,7 | 99  |   |   |   |   | 14 | 1   |

## SUZUKI



































| <b>Alto I (SS80) '82-'85</b>    |   |    | L/R |    |    | NOTE                | METELLI ref. | ABS | A  | B  | C  | D  | E    | F | H | I | L | M | Fig |
|---------------------------------|---|---|-----|---|---|---------------------|--------------|-----|----|----|----|----|------|---|---|---|---|---|-----|
| 0.5 Eng. F5A                    |    | 81-   |     | •   |   |                     | 13-0059      |     |    |    | 18 | 63 | 82   |   |   |   |   |   |     |
|                                 |    | 81-   |     | •   |   |                     | 15-1068      |     | 23 | 19 | 44 | 72 | 65   |   |   |   |   | 5 | 1   |
| 0.8 (29 kW) Eng. F8B            |    | 82-   |     | •   |   |                     | 13-0059      |     |    |    | 18 | 63 | 82   |   |   |   |   |   |     |
|                                 |    | 82-   |     | •   |   |                     | 15-1068      |     | 23 | 19 | 44 | 72 | 65   |   |   |   |   | 5 | 1   |
| <b>Alto II (EC) '86-'93</b>     |   |    | L/R |    |    | NOTE                | METELLI ref. | ABS | A  | B  | C  | D  | E    | F | H | I | L | M | Fig |
| 0.8 (SB308/CA) (29 kW) Eng. F8B |    | 86-93   |     | •   |   |                     | 13-0099      |     |    |    | 18 | 62 | 82,5 |   |   |   |   |   |     |
|                                 |    | 86-93   |     | •   |   |                     | 15-1117      |     | 23 | 18 | 44 | 68 | 65   |   |   |   |   | 5 | 1   |
| <b>Alto III (EF) '94-'02</b>    |   |    | L/R |    |    | NOTE                | METELLI ref. | ABS | A  | B  | C  | D  | E    | F | H | I | L | M | Fig |
| 0.6, 4WD (47 kW) Eng. F6A       |    | 11/94-  |     | •   |   | FWD, M/T            | 13-0059      |     |    |    | 18 | 63 | 82   |   |   |   |   |   |     |
|                                 |    | 11/94-  |     | •   |   | FWD, M/T            | 15-1068      |     | 23 | 19 | 44 | 72 | 65   |   |   |   |   | 5 | 1   |
| 1.0 (39 kW) Eng. G10B           |    | 94-   |     | •   |   | A/T, Incl. Magyar   | 13-0248      |     |    |    | 18 | 63 | 82   |   |   |   |   |   |     |
|                                 |    | 94-   |     | •   |   | M/T                 | 13-0095      |     |    |    | 18 | 63 | 82   |   |   |   |   |   |     |
|                                 |    | 94-   |     | •   |   | A/T, Incl. Magyar   | 15-1361      |     | 23 | 20 | 49 | 71 | 68   |   |   |   |   | 3 | 3   |
|                                 |  | 94-   |     | •   |   | M/T                 | 15-1360      |     | 23 | 20 | 49 | 71 | 68   |   |   |   |   | 3 | 2   |
| 1.0 (43 kW) Eng. G10B           |  | 00-   |     | •   |   | A/T, Incl. Magyar   | 13-0248      |     |    |    | 18 | 63 | 82   |   |   |   |   |   |     |
|                                 |  | 00-   |     | •   |   | M/T                 | 13-0095      |     |    |    | 18 | 63 | 82   |   |   |   |   |   |     |
|                                 |  | 00-   |     | •   |   | A/T, Incl. Magyar   | 15-1361      |     | 23 | 20 | 49 | 71 | 68   |   |   |   |   | 3 | 3   |
|                                 |  | 00-   |     | •   |   | M/T                 | 15-1360      |     | 23 | 20 | 49 | 71 | 68   |   |   |   |   | 3 | 2   |
| 1.3 (50-52-60 kW) Eng. G13B     |  | 96-   |     | •   |   | Incl. Magyar        | 13-0095      |     |    |    | 18 | 63 | 82   |   |   |   |   |   |     |
|                                 |  | 96-   |     | •   |   | Incl. Magyar, Sedan | 13-0249      |     |    |    | 21 | 73 | 91   |   |   |   |   |   |     |
|                                 |  | 96-   |     | •   |   | Incl. Magyar        | 15-1360      |     | 23 | 20 | 49 | 71 | 68   |   |   |   |   | 3 | 2   |
|                                 |  | 96-   |     | •   |   | Incl. Magyar, Sedan | 15-1362      |     | 23 | 20 | 49 | 76 | 68   |   |   |   |   | 3 | 3   |
| <b>Baleno (EG), SW '95-</b>     |   |  | L/R |  |  | NOTE                | METELLI ref. | ABS | A  | B  | C  | D  | E    | F | H | I | L | M | Fig |
| 1.3 (52 kW) Eng. G13BA          |  | 96-   |     | •   |   |                     | 13-0251      |     |    |    | 18 | 63 | 82   |   |   |   |   |   |     |
|                                 |  | 96-   |     | •   |   |                     | 15-1365      |     | 25 | 19 | 49 | 69 | 51   |   |   |   |   | 3 | 2   |






















| <b>Baleno (EG), SW '95-</b>              |   |    | L/R |    |    | NOTE         | METELLI ref. | ABS | A  | B  | C  | D    | E    | F | H | I | L | M | Fig |  |
|--|---|---|-----|---|--|--------------|--------------|-----|----|----|----|------|------|---|---|---|---|---|-----|--|
| 1.3 (63 kW) Eng. G13B                    |    | 95-   |     |   |  |              | 13-0251      |     |    |    | 18 | 63   | 82   |   |   |   |   |   |     |  |
|  |    | 95-   |     |   |  |              | 15-1365      |     | 25 | 19 | 49 | 69   | 51   |   |   |   |   | 3 | 2   |  |
| 1.6i 16v (72 kW) Eng. G16B               |    | 95-97   |     |   |  |              | 13-0096      |     |    |    | 19 | 67   | 85   |   |   |   |   |   |     |  |
|  |    | 95-97   |     |   |  |              | 15-1266      |     | 25 | 21 | 49 | 74   | 51   |   |   |   |   | 3 | 1   |  |
| 1.8 GT (89 kW) Eng. J18A                 |    | 96-   |     |   |  |              | 13-0096      |     |    |    | 19 | 67   | 85   |   |   |   |   |   |     |  |
|  |    | 96-   |     |   |  |              | 15-1266      |     | 25 | 21 | 49 | 74   | 51   |   |   |   |   | 3 | 1   |  |
| <b>Cervo - Fronte '79-</b>               |   |    | L/R |    |    | NOTE         | METELLI ref. | ABS | A  | B  | C  | D    | E    | F | H | I | L | M | Fig |  |
| 0.5 Eng. F5A                             |    | 79-84   |     |   |  |              | 13-0059      |     |    |    | 18 | 63   | 82   |   |   |   |   |   |     |  |
|  |    | 79-84   |     |   |  |              | 15-1068      |     | 23 | 19 | 44 | 72   | 65   |   |   |   |   | 5 | 1   |  |
| 660, 4WD (47 kW) Eng. F6A                |    | 11/94-  |     |   |  | FWD, M/T     | 13-0059      |     |    |    | 18 | 63   | 82   |   |   |   |   |   |     |  |
|  |    | 11/94-  |     |   |  | FWD, M/T     | 15-1068      |     | 23 | 19 | 44 | 72   | 65   |   |   |   |   | 5 | 1   |  |
| 800 (29 kW) Eng. F8B                     |    | 85-92   |     |   |  |              | 13-0070      |     |    |    | 18 | 63   | 82   |   |   |   |   |   |     |  |
|  |    | 85-92   |     |   |  |              | 15-1080      |     | 23 | 19 | 44 | 72   | 65   |   |   |   |   | 5 | 1   |  |
| 800 71LAC (29 kW) Eng. F8B               |    | 86-89   |     |   |  |              | 13-0099      |     |    |    | 18 | 62   | 82,5 |   |   |   |   |   |     |  |
|  |    | 86-89   |     |   |  |              | 15-1117      |     | 23 | 18 | 44 | 68   | 65   |   |   |   |   | 5 | 1   |  |
| <b>Cultus - Forsa I '84-'88</b>          |   |    | L/R |    |    | NOTE         | METELLI ref. | ABS | A  | B  | C  | D    | E    | F | H | I | L | M | Fig |  |
| 1.0 (37-40 kW) Eng. G10A                 |    | 84-86   |     |   |  | M/T+A/T      | 13-0070      |     |    |    | 18 | 63   | 82   |   |   |   |   |   |     |  |
|  |   | 84-86   |     |   |  | M/T+A/T      | 15-1080      |     | 23 | 19 | 44 | 72   | 65   |   |   |   |   | 5 | 1   |  |
| 1.3 (47-50-54 kW) Eng. G13A              |  | 84-88   |     |   |  | M/T+A/T      | 13-0070      |     |    |    | 18 | 63   | 82   |   |   |   |   |   |     |  |
|  |  | 84-88   |     |   |  | M/T+A/T      | 15-1080      |     | 23 | 19 | 44 | 72   | 65   |   |   |   |   | 5 | 1   |  |
| <b>Cultus - Forsa II '88-</b>            |   |  | L/R |  |  | NOTE         | METELLI ref. | ABS | A  | B  | C  | D    | E    | F | H | I | L | M | Fig |  |
| 1.3, 4WD, GTi (50-52-74 kW) Eng. G13A/ B |  | 88-   |     |   |  | FWD, M/T+A/T | 13-0095      |     |    |    | 18 | 63   | 82   |   |   |   |   |   |     |  |
|  |  | 88-   |     |   |  | FWD, M/T+A/T | 15-1114      |     | 23 | 19 | 49 | 71,5 | 66   |   |   |   |   | 3 | 1   |  |
| <b>Esteem '95-</b>                       |   |  | L/R |  |  | NOTE         | METELLI ref. | ABS | A  | B  | C  | D    | E    | F | H | I | L | M | Fig |  |
| 1.3 (52 kW) Eng. G13B                    |  | 95-   |     |   |  |              | 13-0251      |     |    |    | 18 | 63   | 82   |   |   |   |   |   |     |  |
|  |  | 95-   |     |   |  |              | 15-1365      |     | 25 | 19 | 49 | 69   | 51   |   |   |   |   | 3 | 2   |  |



| <b>Grand Vitara I (FT, GT) '98-'05</b>   |   |    | L/R |    |    | NOTE                 | METELLI ref.   | ABS | A  | B  | C    | D    | E     | F | H | I | L | M | Fig |   |
|--|---|---|-----|---|--|----------------------|----------------|-----|----|----|------|------|-------|---|---|---|---|---|-----|---|
| 1.6i 16v, 4WD (69-73 kW) Eng. G16B       |    | 98-   |     | •   |  | M/T                  | <b>13-0262</b> |     |    |    | 22   | 76   | 113   |   |   |   |   |   |     |   |
|  |    | 98-   |     | •   |  | M/T                  | <b>15-1540</b> |     | 26 | 30 | 47,9 | 83   | 115,8 |   |   |   |   |   | 12  | 2 |
| 2.0 (94 kW) Eng. J20A                    |    | 98-   |     | •   |  | M/T                  | <b>13-0262</b> |     |    |    | 22   | 76   | 113   |   |   |   |   |   |     |   |
|  |    | 98-   |     | •   |  | M/T                  | <b>15-1540</b> |     | 26 | 30 | 47,9 | 83   | 115,8 |   |   |   |   |   | 12  | 2 |
| 2.0 HDi (80 kW) Eng. RHW/ RHZ(DW10ATED4) |    | 01-   |     | •   |  | M/T                  | <b>13-0262</b> |     |    |    | 22   | 76   | 113   |   |   |   |   |   |     |   |
|  |    | 01-   |     | •   |  | M/T                  | <b>15-1540</b> |     | 26 | 30 | 47,9 | 83   | 115,8 |   |   |   |   |   | 12  | 2 |
| 2.0 TD (64 kW) Eng. RF                   |    | 98-02   |     | •   |  | M/T                  | <b>13-0262</b> |     |    |    | 22   | 76   | 113   |   |   |   |   |   |     |   |
|  |    | 98-02   |     | •   |  | M/T                  | <b>15-1540</b> |     | 26 | 30 | 47,9 | 83   | 115,8 |   |   |   |   |   | 12  | 2 |
| 2.5 V6 24v (106 kW) Eng. H25A            |    | 98-   |     | •   |  | M/T                  | <b>13-0262</b> |     |    |    | 22   | 76   | 113   |   |   |   |   |   |     |   |
|  |    | 98-   |     | •   |  | M/T                  | <b>15-1540</b> |     | 26 | 30 | 47,9 | 83   | 115,8 |   |   |   |   |   | 12  | 2 |
| <b>Ignis I (FH) '00-'03</b>              |   |    | L/R |    |    | NOTE                 | METELLI ref.   | ABS | A  | B  | C    | D    | E     | F | H | I | L | M | Fig |   |
| 1.3, 4WD (60-61-66 kW) Eng. M13A         |    | 00-03   |     | •   |  | +ABS, M/T, 2WD       | <b>13-0441</b> |     |    |    | 18   | 63   | 82    |   |   |   |   |   |     |   |
|  |    | 00-03   |     | •   |  | +ABS, M/T, 2WD       | <b>15-1665</b> | 43  | 23 | 19 | 49   | 69   | 53,5  |   |   |   |   |   | 3   | 2 |
| <b>Ignis II (MH) '03-</b>                |   |    | L/R |    |    | NOTE                 | METELLI ref.   | ABS | A  | B  | C    | D    | E     | F | H | I | L | M | Fig |   |
| 1.3 16v (69 kW) Eng. M13A                |    | 9/03-   |     | •   |  | +ABS                 | <b>13-0408</b> |     |    |    | 20   | 68   | 100   |   |   |   |   |   |     |   |
|  |    | 9/03-   |     | •   |  | +ABS                 | <b>15-1614</b> | 43  | 25 | 28 | 49,1 | 76,7 | 51    |   |   |   |   |   | 3   | 2 |
| 1.3 DDis 16v (51 kW) Eng. Z13DT          |    | 9/03-   |     | •   |  | +ABS                 | <b>13-0408</b> |     |    |    | 20   | 68   | 100   |   |   |   |   |   |     |   |
|  |   | 9/03-   |     | •   |  | +ABS                 | <b>15-1614</b> | 43  | 25 | 28 | 49,1 | 76,7 | 51    |   |   |   |   |   | 3   | 2 |
| 1.5 Sport (80 kW) Eng. M15A              |  | 03-   |     | •   |  | M/T                  | <b>13-0408</b> |     |    |    | 20   | 68   | 100   |   |   |   |   |   |     |   |
|  |  | 03-   |     | •   |  | M/T                  | <b>15-1614</b> | 43  | 25 | 28 | 49,1 | 76,7 | 51    |   |   |   |   |   | 3   | 2 |
| 1.5, 4WD (73 kW) Eng. M15A               |  | 03-   |     | •   |  | +ABS                 | <b>13-0408</b> |     |    |    | 20   | 68   | 100   |   |   |   |   |   |     |   |
|  |  | 03-   |     | •   |  | +ABS                 | <b>15-1614</b> | 43  | 25 | 28 | 49,1 | 76,7 | 51    |   |   |   |   |   | 3   | 2 |
| <b>Jimny (FJ) '98-</b>                   |   |  | L/R |  |  | NOTE                 | METELLI ref.   | ABS | A  | B  | C    | D    | E     | F | H | I | L | M | Fig |   |
| 1.3 16v, 4WD (59 kW) Eng. G13BB          |  | 98-   |     | •   |  | FWD, Ch -43V00160001 | <b>15-0459</b> |     | 26 | 19 | 44   | 71,5 | 115,4 |   |   |   |   |   | 12  | 1 |
| 1.3 16v, 4WD (60-66 kW) Eng. M13A        |  | 01-   |     | •   |  | FWD, Ch -43V00160001 | <b>15-0459</b> |     | 26 | 19 | 44   | 71,5 | 115,4 |   |   |   |   |   | 12  | 1 |
| <b>Mighty Boy '80-</b>                   |   |  | L/R |  |  | NOTE                 | METELLI ref.   | ABS | A  | B  | C    | D    | E     | F | H | I | L | M | Fig |   |
| 0.5 Eng. F5                              |  | 80-90   |     | •   |  | Australia            | <b>13-0070</b> |     |    |    | 18   | 63   | 82    |   |   |   |   |   |     |   |
|  |  | 80-90   |     | •   |  | Australia            | <b>15-1080</b> |     | 23 | 19 | 44   | 72   | 65    |   |   |   |   |   | 5   | 1 |






















| Plusa '88-   |   |    | L/R |    |    | NOTE     | METELLI ref. | ABS | A  | B  | C  | D    | E    | F | H | I | L | M | Fig |   |  |
|--|---|---|-----|---|--|----------|--------------|-----|----|----|----|------|------|---|---|---|---|---|-----|---|--|
| 1.6  |    | 88-   |     | •   |  | Usa      | 13-0129      |     |    |    | 21 | 73   | 91   |   |   |   |   |   |     |   |  |
|  |    | 88-   |     | •   |  | Usa      | 15-1149      |     | 25 | 22 | 49 | 79   | 51   |   |   |   |   | 3 | 1   |   |  |
| Samurai (SJ) '88-                                  |   |    | L/R |    |    | NOTE     | METELLI ref. | ABS | A  | B  | C  | D    | E    | F | H | I | L | M | Fig |   |  |
| 1.0 (SJ410) (30-31-33 kW) Eng. F10A                |    | 88-   |     | •   |  |          | 13-0070      |     |    |    | 18 | 63   | 82   |   |   |   |   |   |     |   |  |
|  |    | 88-   |     | •   |  |          | 15-1080      |     | 23 | 19 | 44 | 72   | 65   |   |   |   |   | 5 | 1   |   |  |
| 1.3 (SJ413) (44-47-50-52-54 kW) Eng. G13A          |    | 88-   |     | •   |  |          | 13-0070      |     |    |    | 18 | 63   | 82   |   |   |   |   |   |     |   |  |
|  |    | 88-   |     | •   |  |          | 15-1080      |     | 23 | 19 | 44 | 72   | 65   |   |   |   |   | 5 | 1   |   |  |
| 1.3 (SJ413) (50-51-58-63-74 kW) Eng. G13BA         |    | 88-   |     | •   |  |          | 13-0070      |     |    |    | 18 | 63   | 82   |   |   |   |   |   |     |   |  |
|  |    | 88-   |     | •   |  |          | 15-1080      |     | 23 | 19 | 44 | 72   | 65   |   |   |   |   | 5 | 1   |   |  |
| 1.9 TD (46 kW) Eng. XUD9/ TE                       |    | 98-   |     | •   |  |          | 13-0070      |     |    |    | 18 | 63   | 82   |   |   |   |   |   |     |   |  |
|  |    | 98-   |     | •   |  |          | 15-1080      |     | 23 | 19 | 44 | 72   | 65   |   |   |   |   | 5 | 1   |   |  |
| Splash '08-  |   |    | L/R |    |    | NOTE     | METELLI ref. | ABS | A  | B  | C  | D    | E    | F | H | I | L | M | Fig |   |  |
| 1.0 (50 kW) Eng. K10B                              |    | 08-   |     | •   |  |          | 13-0523      |     |    |    | 17 | 68   | 100  |   |   |   |   |   |     |   |  |
|  |    | 08-   |     | •   |  |          | 15-1724      |     | 25 | 20 | 49 | 72,3 | 50,2 |   |   |   |   | 5 | 1   |   |  |
| 1.2 (63 kW) Eng. K12B                              |    | 08-   |     | •   |  |          | 13-0523      |     |    |    | 17 | 68   | 100  |   |   |   |   |   |     |   |  |
|  |    | 08-   |     | •   |  |          | 15-1724      |     | 25 | 20 | 49 | 72,3 | 50,2 |   |   |   |   | 5 | 1   |   |  |
| Swift I (AA) '83-'89                               |   |    | L/R |    |    | NOTE     | METELLI ref. | ABS | A  | B  | C  | D    | E    | F | H | I | L | M | Fig |   |  |
| 1.0 (SA310, AA41/43) (37-39-40 kW) Eng. G10A       |   | 10/83-12/89   |     | •   |  | M/T+A/T  | 13-0070      |     |    |    | 18 | 63   | 82   |   |   |   |   |   |     |   |  |
|  |  | 10/83-12/89   |     | •   |  | M/T+A/T  | 15-1080      |     | 23 | 19 | 44 | 72   | 65   |   |   |   |   | 5 | 1   |   |  |
| 1.3 (SA413, AA51/53) (44-47-50-52-54 kW) Eng. G13A |  | 84-89   |     | •   |  | M/T+A/T  | 13-0070      |     |    |    | 18 | 63   | 82   |   |   |   |   |   |     |   |  |
|  |  | 84-89   |     | •   |  | M/T+A/T  | 15-1080      |     | 23 | 19 | 44 | 72   | 65   |   |   |   |   | 5 | 1   |   |  |
| Swift II (AH, AJ, EA, MA) '89-'03                  |   |  | L/R |  |  | NOTE     | METELLI ref. | ABS | A  | B  | C  | D    | E    | F | H | I | L | M | Fig |   |  |
| 1.0 (39-40 kW) Eng. G10A                           |  | 4/96-99   |     | •   |  | FWD, A/T | 13-0248      |     |    |    | 18 | 63   | 82   |   |   |   |   |   |     |   |  |
|  |   | 9/89-99   |     | •   |  | M/T+A/T  | 13-0095      |     |    |    | 18 | 63   | 82   |   |   |   |   |   |     |   |  |
|  |   | 90-93   |     | •   |  | A/T, Usa | 13-0129      |     |    |    | 21 | 73   | 91   |   |   |   |   |   |     |   |  |
|  |  | 4/96-99   |     | •   |  | M/T      | 15-1360      |     | 23 | 20 | 49 | 71   | 68   |   |   |   |   |   | 3   | 2 |  |
|  |   | 4/96-99   |     | •   |  | FWD, A/T | 15-1361      |     | 23 | 20 | 49 | 71   | 68   |   |   |   |   |   | 3   | 3 |  |
|  |   | 9/89-96   |     | •   |  | M/T+A/T  | 15-1114      |     | 23 | 19 | 49 | 71,5 | 66   |   |   |   |   |   | 3   | 1 |  |
|  |   | 90-93   |     | •   |  | A/T, Usa | 15-1149      |     | 25 | 22 | 49 | 79   | 51   |   |   |   |   |   | 3   | 1 |  |















| Swift II (AH, AJ, EA, MA) '89-'03                        |   |    | L/R |    |    | NOTE                | METELLI ref. | ABS | A  | B  | C    | D    | E     | F | H | I | L | M  | Fig |   |
|--|---|---|-----|---|--|---------------------|--------------|-----|----|----|------|------|-------|---|---|---|---|----|-----|---|
| 1.0 (SF310, AA44) (37 kW) Eng. G10A                      |    | 4/96-99   |     | •   |  | FWD, A/T            | 13-0248      |     |    |    | 18   | 63   | 82    |   |   |   |   |    |     |   |
|  |   | 9/89-99   |     | •   |  | M/T+A/T             | 13-0095      |     |    |    | 18   | 63   | 82    |   |   |   |   |    |     |   |
|  |   | 90-93   |     | •   |  | A/T, Usa            | 13-0129      |     |    |    | 21   | 73   | 91    |   |   |   |   |    |     |   |
|  |    | 4/96-99   |     | •   |  | M/T                 | 15-1360      |     | 23 | 20 | 49   | 71   | 68    |   |   |   |   |    | 3   | 2 |
|  |   | 4/96-99   |     | •   |  | FWD, A/T            | 15-1361      |     | 23 | 20 | 49   | 71   | 68    |   |   |   |   |    | 3   | 3 |
|  |   | 9/89-96   |     | •   |  | M/T+A/T             | 15-1114      |     | 23 | 19 | 49   | 71,5 | 66    |   |   |   |   |    | 3   | 1 |
|  |   | 90-93   |     | •   |  | A/T, Usa            | 15-1149      |     | 25 | 22 | 49   | 79   | 51    |   |   |   |   |    | 3   | 1 |
| 1.3 (SF413, AH35, MA), Cabrio (50-51-52-63 kW) Eng. G13A |    | 89-96   |     | •   |  | Australia           | 13-0059      |     |    |    | 18   | 63   | 82    |   |   |   |   |    |     |   |
|  |   | 89-96   |     | •   |  | M/T+A/T             | 13-0129      |     |    |    | 21   | 73   | 91    |   |   |   |   |    |     |   |
|  |   | 89-96   |     | •   |  | M/T+A/T, Design:NTN | 13-0095      |     |    |    | 18   | 63   | 82    |   |   |   |   |    |     |   |
|  |   | 96-   |     | •   |  | Incl. Magyar        | 13-0249      |     |    |    | 21   | 73   | 91    |   |   |   |   |    |     |   |
|  |    | 89-96   |     | •   |  | Australia           | 15-1068      |     | 23 | 19 | 44   | 72   | 65    |   |   |   |   |    | 5   | 1 |
|  |   | 89-96   |     | •   |  | M/T+A/T             | 15-1149      |     | 25 | 22 | 49   | 79   | 51    |   |   |   |   |    | 3   | 1 |
|  |   | 89-96   |     | •   |  | M/T+A/T, Design:NTN | 15-1114      |     | 23 | 19 | 49   | 71,5 | 66    |   |   |   |   |    | 3   | 1 |
|  |   | 96-   |     | •   |  | Incl. Magyar        | 15-1360      |     | 23 | 20 | 49   | 71   | 68    |   |   |   |   |    | 3   | 2 |
| 96-  |   | •   |     | Incl. Magyar  | 15-1362  |                     | 23           | 20  | 49 | 76 | 68   |      |       |   |   |   | 3 | 3  |     |   |
| 1.3 GTi (SF413, AA34) (74 kW) Eng. G13B                  |    | 89-96   |     | •   |  | A/T                 | 13-0129      |     |    |    | 21   | 73   | 91    |   |   |   |   |    |     |   |
|  |   | 96-   |     | •   |  | Incl. Magyar        | 13-0095      |     |    |    | 18   | 63   | 82    |   |   |   |   |    |     |   |
|  |   | 96-   |     | •   |  | Incl. Magyar        | 13-0249      |     |    |    | 21   | 73   | 91    |   |   |   |   |    |     |   |
|  |    | 89-96   |     | •   |  | A/T                 | 15-1149      |     | 25 | 22 | 49   | 79   | 51    |   |   |   |   |    | 3   | 1 |
|  |   | 96-   |     | •   |  | Incl. Magyar        | 15-1360      |     | 23 | 20 | 49   | 71   | 68    |   |   |   |   |    | 3   | 2 |
|  |   | 96-   |     | •   |  | Incl. Magyar        | 15-1362      |     | 23 | 20 | 49   | 76   | 68    |   |   |   |   |    | 3   | 3 |
| 1.6 (59-60 kW) Eng. G16A                                 |  | 89-   |     | •   |  | M/T+A/T             | 13-0128      |     |    |    | 21   | 73   | 91    |   |   |   |   |    |     |   |
|  |   | 89-   |     | •   |  | M/T+A/T             | 15-1252      |     | 23 | 22 | 49   | 75,6 | 66    |   |   |   |   | 3  | 1   |   |
| <b>Swift III (SG) '05-</b>                               |   |  | L/R |  |  | NOTE                | METELLI ref. | ABS | A  | B  | C    | D    | E     | F | H | I | L | M  | Fig |   |
| 1.3 DDis 16v (51 kW) Eng. Z13DT                          |   |  | 05- |   | •  | +ABS                | 15-1602      | 43  | 25 | 29 | 49,1 | 72,6 | 51,5  |   |   |   |   | 5  | 2   |   |
| <b>Vitara (ET, TA) '88-'99</b>                           |   |  | L/R |  |  | NOTE                | METELLI ref. | ABS | A  | B  | C    | D    | E     | F | H | I | L | M  | Fig |   |
| 1.6, Cabrio (59-60 kW) Eng. G16A                         |  | 7/88-1/95   |     | •   |  | -ABS, M/T           | 13-0261      |     |    |    | 21   | 73   | 91    |   |   |   |   |    |     |   |
|  |  | 7/88-1/95   |     | •   |  | -ABS, M/T           | 15-1380      |     | 26 | 22 | 48   | 79   | 115,4 |   |   |   |   | 12 | 1   |   |
| 1.6i 16v , Cabrio (68-69-70-71-72 kW) Eng. G16B          |  | 7/90-3/99   |     | •   |  | M/T                 | 13-0261      |     |    |    | 21   | 73   | 91    |   |   |   |   |    |     |   |
|  |  | 7/90-3/99   |     | •   |  | M/T                 | 15-1380      |     | 26 | 22 | 48   | 79   | 115,4 |   |   |   |   | 12 | 1   |   |

## SUZUKI





































661

|                                   |   |  | L/R |  |  | NOTE                | METELLI ref.   | ABS | A  | B  | C    | D    | E     | F | H | I | L | M | Fig |   |
|-----------------------------------|---|---|-----|---|--|---------------------|----------------|-----|----|----|------|------|-------|---|---|---|---|---|-----|---|
| <b>Vitara (ET, TA) '88-'99</b>    |   |   |     |   |  |                     |                |     |    |    |      |      |       |   |   |   |   |   |     |   |
| 2.0 16v, Cabrio (97 kW) Eng. J20A |  | 96-99   |     | •   |  | M/T                 | <b>13-0262</b> |     |    |    | 22   | 76   | 113   |   |   |   |   |   |     |   |
|                                   |  | 96-99   |     | •   |  | M/T                 | <b>15-1540</b> |     | 26 | 30 | 47,9 | 83   | 115,8 |   |   |   |   |   | 12  | 2 |
| <b>Wagon R+ I (EM) '93-'00</b>    |   |  | L/R |  |  | NOTE                | METELLI ref.   | ABS | A  | B  | C    | D    | E     | F | H | I | L | M | Fig |   |
| 0.7 4WD (47 kW) Eng. F6A          |  | 93-   |     | •   |  | FWD, M/T            | <b>13-0059</b> |     |    |    | 18   | 63   | 82    |   |   |   |   |   |     |   |
|                                   |  | 93-   |     | •   |  | FWD, M/T            | <b>15-1068</b> |     | 23 | 19 | 44   | 72   | 65    |   |   |   |   |   | 5   | 1 |
| <b>Wagon R+ II (MM) '00-</b>      |   |  | L/R |  |  | NOTE                | METELLI ref.   | ABS | A  | B  | C    | D    | E     | F | H | I | L | M | Fig |   |
| 1.3 16v, 4WD (56 kW) Eng. G13BB   |  | 00-   |     | •   |  | +ABS, M/T, Exc. 4WD | <b>13-0447</b> |     |    |    | 20   | 68   | 100   |   |   |   |   |   |     |   |
|                                   |   | 00-03   |     | •   |  | +ABS, 4WD           | <b>13-0270</b> |     |    |    | 20   | 68   | 100   |   |   |   |   |   |     |   |
|                                   |  | 00-   |     | •   |  | +ABS, M/T, Exc. 4WD | <b>15-1672</b> | 43  | 23 | 20 | 49   | 72,5 | 53,2  |   |   |   |   |   | 3   | 1 |
|                                   |   | 00-03   |     | •   |  | +ABS, 4WD           | <b>15-1394</b> | 43  | 23 | 20 | 49   | 72,3 | 53    |   |   |   |   |   | 3   | 1 |
| 1.3 DDis 16v (51 kW) Eng. Z13DT   |  | 03-   |     | •   |  | +ABS                | <b>13-0380</b> |     |    |    | 22   | 72   | 127   |   |   |   |   |   |     |   |
|                                   |  | 03-   |     | •   |  | +ABS                | <b>15-1555</b> | 43  | 25 | 21 | 49   | 75,1 | 52    |   |   |   |   |   | 3   | 1 |
| 1.3, 4WD (69 kW) Eng. M13A        |  | 03-   |     | •   |  | +ABS, 4WD           | <b>13-0270</b> |     |    |    | 20   | 68   | 100   |   |   |   |   |   |     |   |
|                                   |   | 03-   |     | •   |  | +ABS, M/T           | <b>13-0447</b> |     |    |    | 20   | 68   | 100   |   |   |   |   |   |     |   |
|                                   |  | 03-   |     | •   |  | +ABS, 4WD           | <b>15-1394</b> | 43  | 23 | 20 | 49   | 72,3 | 53    |   |   |   |   |   | 3   | 1 |
|                                   |   | 03-   |     | •   |  | +ABS, M/T           | <b>15-1672</b> | 43  | 23 | 20 | 49   | 72,5 | 53,2  |   |   |   |   |   | 3   | 1 |

## TOYOTA

























|  |   |    | L/R |    |    | NOTE | METELLI ref.   | ABS | A  | B  | C  | D    | E    | F | H | I | L | M | Fig |   |
|--|---|---|-----|---|--|------|----------------|-----|----|----|----|------|------|---|---|---|---|---|-----|---|
| <b>Auris I (ZZE15) '07-</b>                  |   |   |     |   |  |      |                |     |    |    |    |      |      |   |   |   |   |   |     |   |
| 1.3 VVTi (74 kW) Eng. 1NRFE                  |  | 09-   |     | •   |  | +ABS | <b>13-0335</b> |     |    |    | 22 | 72   | 97   |   |   |   |   |   |     |   |
|  |  | 09-   |     | •   |  | +ABS | <b>15-1484</b> | 48  | 26 | 22 | 56 | 79,1 | 60   |   |   |   |   |   | 5   | 1 |
| <b>Avensis I (T22), SW '97-'03</b>           |   |  | L/R |  |  | NOTE | METELLI ref.   | ABS | A  | B  | C  | D    | E    | F | H | I | L | M | Fig |   |
| 1.6 (AT220) (66-70-74-78-81-85 kW) Eng. 4AFE |  | 1/99-00   |     | •   |  | +ABS | <b>13-0335</b> |     |    |    | 22 | 72   | 97   |   |   |   |   |   |     |   |
|  |  | 1/99-00   |     | •   |  | +ABS | <b>15-1484</b> | 48  | 26 | 22 | 56 | 79,1 | 60   |   |   |   |   |   | 5   | 1 |
|  |   | 97-98   |     | •   |  | +ABS | <b>15-1513</b> | 48  | 26 | 23 | 56 | 82   | 58,5 |   |   |   |   |   | 5   | 1 |
| 1.6 VVT-i (81 kW) Eng. 3ZZFE                 |  | 00-03   |     | •   |  | +ABS | <b>13-0335</b> |     |    |    | 22 | 72   | 97   |   |   |   |   |   |     |   |
|  |  | 00-03   |     | •   |  | +ABS | <b>15-1484</b> | 48  | 26 | 22 | 56 | 79,1 | 60   |   |   |   |   |   | 5   | 1 |
| 1.8 16v (AT221) (79-81-85-86 kW) Eng. 7AFE   |  | 1/99-00   |     | •   |  | +ABS | <b>13-0335</b> |     |    |    | 22 | 72   | 97   |   |   |   |   |   |     |   |
|  |  | 1/99-00   |     | •   |  | +ABS | <b>15-1484</b> | 48  | 26 | 22 | 56 | 79,1 | 60   |   |   |   |   |   | 5   | 1 |
|  |   | 97-98   |     | •   |  | +ABS | <b>15-1513</b> | 48  | 26 | 23 | 56 | 82   | 58,5 |   |   |   |   |   | 5   | 1 |

| <b>Avensis I (T22), SW '97-'03</b>        |  |       | L/R |   |  | NOTE             | METELLI ref. | ABS | A  | B    | C    | D    | E    | F    | H    | I   | L  | M  | Fig |
|---|--|-------|-----|---|--|------------------|--------------|-----|----|------|------|------|------|------|------|-----|----|----|-----|
| 1.8 16v VVTi (92-95-99-103 kW) Eng. 1ZZFE |  | 00-03 |     | • |  | +ABS             | 13-0334      |     |    |      | 22   | 82   | 126  |      |      |     |    |    |     |
|   |  | 00-03 |     | • |  | +ABS             | 15-1483      | 48  | 26 | 23   | 56   | 82   | 59,5 |      |      |     |    | 5  | 1   |
| 2.0 TD (CT220) (66 kW) Eng. 2CTE          |  | 97-03 |     | • |  | +ABS             | 13-0335      |     |    |      | 22   | 72   | 97   |      |      |     |    |    |     |
|   |  | 97-03 |     | • |  | +ABS             | 15-1484      | 48  | 26 | 22   | 56   | 79,1 | 60   |      |      |     |    | 5  | 1   |
| <b>Avensis II (T25), SW '03-'09</b>       |  |       | L/R |   |  | NOTE             | METELLI ref. | ABS | A  | B    | C    | D    | E    | F    | H    | I   | L  | M  | Fig |
| 1.6 VVT-i (81 kW) Eng. 3ZZFE              |  | 03-09 |     | • |  | +ABS             | 13-0370      |     |    |      | 22   | 82   | 126  |      |      |     |    |    |     |
|   |  | 03-09 |     | • |  | +ABS             | 15-1539      | 48  | 26 | 23   | 58   | 82   | 59,5 |      |      |     |    | 5  | 1   |
| 1.8 16v VVTi (95 kW) Eng. 1ZZFE           |  | 03-09 |     | • |  | +ABS             | 13-0370      |     |    |      | 22   | 82   | 126  |      |      |     |    |    |     |
|   |  | 03-09 |     | • |  | +ABS             | 15-1539      | 48  | 26 | 23   | 58   | 82   | 59,5 |      |      |     |    | 5  | 1   |
| 2.0 D-4D (93 kW) Eng. 1ADFTV              |  | 06-09 |     | • |  |                  | 13-0540      |     |    |      | 21   | 85   | 103  |      |      |     |    |    |     |
|   |  | 06-09 |     | • |  | +ABS             | 15-1778      | 48  | 26 | 25   | 57,9 | 90,8 | 59,7 |      |      |     |    | 5  | 1   |
| <b>Avensis Verso (M20) '01-</b>           |  |       | L/R |   |  | NOTE             | METELLI ref. | ABS | A  | B    | C    | D    | E    | F    | H    | I   | L  | M  | Fig |
| 2.0 D4-D (85 kW) Eng. 1CDFTV              |  | 01-03 |     | • |  | +ABS             | 13-0336      |     |    |      | 25   | 90   | 107  |      |      |     |    |    |     |
|   |  | 01-03 |     | • |  | +ABS             | 15-1485      | 48  | 30 | 27   | 63,2 | 96,4 | 57,3 |      |      |     |    | 5  | 2   |
| <b>Aygo (KGB,WNB) '05-</b>                |  |       | L/R |   |  | NOTE             | METELLI ref. | ABS | A  | B    | C    | D    | E    | F    | H    | I   | L  | M  | Fig |
| 1.0 VVT-i (50 kW) Eng. 1KRFE              |  | 05-   |     | • |  |                  | 15-1528      | 24  | 19 | 49,5 | 70,1 | 56   |      |      |      |     |    | 5a | 1   |
|   |  | 05-   | L   |   |  | M/T              | 17-0920      | 24  |    | 23   | 70,2 | 70,3 |      | 90,7 | 60,3 | 650 | s3 |    |     |
|   |  | 05-   | R   |   |  | M/T              | 17-0921      | 24  |    | 23   | 70,2 | 70,3 |      | 90,7 | 60,3 | 840 | s3 |    |     |
| 1.4 HDi (40 kW) Eng. DV4D                 |  | 05-   | L   |   |  | M/T              | 17-0857      | 24  | 23 |      | 73   | 70,3 |      | 90,8 | 60   | 593 | s3 |    |     |
|   |  | 05-   | R   |   |  | M/T              | 17-0858      | 24  | 23 |      | 73   | 70,3 |      | 90,8 | 60   | 897 | s3 |    |     |
| <b>Camry (V1)/ Vista/ Scepter '83-'96</b> |  |       | L/R |   |  | NOTE             | METELLI ref. | ABS | A  | B    | C    | D    | E    | F    | H    | I   | L  | M  | Fig |
| 1.8 (66-74 kW) Eng. 1SL                   |  | 83-86 |     | • |  | M/T              | 13-0061      |     |    |      | 26   | 78   | 100  |      |      |     |    |    |     |
|   |  | 83-86 |     | • |  | M/T              | 15-1070      | 26  | 24 | 56   | 85   | 60   |      |      |      |     |    | 5  | 2   |
| 1.8 TD (48-54 kW) Eng. 1CTL               |  | 83-88 |     | • |  |                  | 13-0061      |     |    |      | 26   | 78   | 100  |      |      |     |    |    |     |
|   |  | 83-88 |     | • |  |                  | 15-1070      | 26  | 24 | 56   | 85   | 60   |      |      |      |     |    | 5  | 2   |
| 2.2 (SXV10), SW (100 kW) Eng. 5SFE        |  | 91-96 |     | • |  | M/T, Incl. Japan | 13-0166      |     |    |      | 24   | 79   | 98   |      |      |     |    |    |     |
|   |  | 93-   |     | • |  | A/T              | 13-0237      |     |    |      | 24   | 79   | 98   |      |      |     |    |    |     |
|   |  | 91-96 |     | • |  | M/T, Incl. Japan | 15-1207      | 26  | 27 | 56   | 89,5 | 59   |      |      |      |     |    | 5  | 2   |
|   |  | 93-   |     | • |  | A/T              | 15-1339      | 26  | 27 | 56   | 90   | 56   |      |      |      |     |    | 5  | 2   |



















| Camry (V1)/ Vista/ Scepter '83-'96                |   |    | L/R |    |    | NOTE             | METELLI ref. | ABS | A  | B  | C    | D    | E   | F | H | I | L | M | Fig |
|---|---|---|-----|---|--|------------------|--------------|-----|----|----|------|------|-----|---|---|---|---|---|-----|
| 3.0 (VCV10), SW (138 kW) Eng. 3VZFE               |    | 6/91-8/96   |     | •   |  | +ABS, M/T+A/T    | 15-1325      | 48  | 30 | 34 | 56   | 92,7 |     |   |   |   |   | 5 | 2   |
|   |   | 6/91-8/96   |     | •   |  | -ABS, M/T+A/T    | 15-1326      |     | 30 | 34 | 56   | 94,3 |     |   |   |   |   | 5 | 2   |
| Camry (V2), SW '86-'91                            |   |    | L/R |    |    | NOTE             | METELLI ref. | ABS | A  | B  | C    | D    | E   | F | H | I | L | M | Fig |
| 1.8 i (SV20) (66-74 kW) Eng. 1SL                  |    | 86-88   |     | •   |  | M/T              | 13-0061      |     |    |    | 26   | 78   | 100 |   |   |   |   |   |     |
|   |    | 86-88   |     | •   |  | M/T              | 15-1070      | 26  | 24 | 56 | 85   | 60   |     |   |   |   |   | 5 | 2   |
| 2.0 16v, 4WD (SV21, SV25) (90-95-98 kW) Eng. 3SFE |    | 86-91   |     | •   |  | M/T              | 13-0061      |     |    |    | 26   | 78   | 100 |   |   |   |   |   |     |
|   |    | 86-91   |     | •   |  | A/T, Usa         | 15-1334      | 26  | 30 | 56 | 87   | 60   |     |   |   |   |   | 5 | 2   |
|   |    | 86-91   |     | •   |  | M/T              | 15-1070      | 26  | 24 | 56 | 85   | 60   |     |   |   |   |   | 5 | 2   |
| 2.0 TD (CV20) (62-63 kW) Eng. 2CT                 |    | 86-91   |     | •   |  | M/T+A/T          | 13-0061      |     |    |    | 26   | 78   | 100 |   |   |   |   |   |     |
|   |    | 86-91   |     | •   |  | A/T, Usa         | 15-1334      | 26  | 30 | 56 | 87   | 60   |     |   |   |   |   | 5 | 2   |
|   |    | 86-91   |     | •   |  | M/T+A/T          | 15-1070      | 26  | 24 | 56 | 85   | 60   |     |   |   |   |   | 5 | 2   |
| Camry (V20) '96-'01                               |   |    | L/R |    |    | NOTE             | METELLI ref. | ABS | A  | B  | C    | D    | E   | F | H | I | L | M | Fig |
| 2.2 (93 kW) Eng. 5SFE                             |    | 00-   |     | •   |  | M/T, Incl. Japan | 13-0166      |     |    |    | 24   | 79   | 98  |   |   |   |   |   |     |
|   |    | 00-   |     | •   |  | M/T, Incl. Japan | 15-1207      | 26  | 27 | 56 | 89,5 | 59   |     |   |   |   |   | 5 | 2   |
| Carina II (T15) '83-'87                           |   |    | L/R |    |    | NOTE             | METELLI ref. | ABS | A  | B  | C    | D    | E   | F | H | I | L | M | Fig |
| 1.6 (AT151) (55-89 kW) Eng. 4ALC                  |    | 83-87   |     | •   |  | M/T+A/T          | 13-0029      |     |    |    | 26   | 78   | 100 |   |   |   |   |   |     |
|   |    | 83-87   |     | •   |  | M/T+A/T          | 15-1030      | 26  | 23 | 56 | 82   | 60   |     |   |   |   |   | 5 | 2   |
| 1.6 (AT151) (62-63 kW) Eng. 4AL                   |   | 83-87   |     | •   |  | M/T+A/T          | 13-0029      |     |    |    | 26   | 78   | 100 |   |   |   |   |   |     |
|   |  | 83-87   |     | •   |  | M/T+A/T          | 15-1030      | 26  | 23 | 56 | 82   | 60   |     |   |   |   |   | 5 | 2   |
| 1.8 GLI (ST150) (74 kW) Eng. 1SL                  |  | 83-87   |     | •   |  | M/T+A/T          | 13-0061      |     |    |    | 26   | 78   | 100 |   |   |   |   |   |     |
|   |  | 83-87   |     | •   |  | M/T+A/T          | 15-1070      | 26  | 24 | 56 | 85   | 60   |     |   |   |   |   | 5 | 2   |
| 2.0 D (CT150) (50-51-53 kW) Eng. 2C/ L            |  | 85-87   |     | •   |  | M/T+A/T          | 13-0061      |     |    |    | 26   | 78   | 100 |   |   |   |   |   |     |
|   |  | 85-87   |     | •   |  | M/T+A/T          | 15-1070      | 26  | 24 | 56 | 85   | 60   |     |   |   |   |   | 5 | 2   |
| Carina II (T17), SW '87-'93                       |   |  | L/R |  |  | NOTE             | METELLI ref. | ABS | A  | B  | C    | D    | E   | F | H | I | L | M | Fig |
| 1.6 (AT171) (66 kW) Eng. 4AF                      |  | 87-89   |     | •   |  | M/T+A/T          | 13-0029      |     |    |    | 26   | 78   | 100 |   |   |   |   |   |     |
|   |  | 87-89   |     | •   |  | M/T+A/T          | 15-1030      | 26  | 23 | 56 | 82   | 60   |     |   |   |   |   | 5 | 2   |



















| <b>Carina II (T17), SW '87-'93</b>          |  |           | L/R |  |                      | NOTE    | METELLI ref. | ABS | A  | B  | C    | D    | E   | F | H | I | L | M | Fig |  |
|---|--|-----------|-----|--|----------------------|---------|--------------|-----|----|----|------|------|-----|---|---|---|---|---|-----|--|
| 1.6 (AT171) (72-75 kW) Eng. 4AFE            |  | 2/91-8/92 | •   |  | A/T                  | 13-0239 |              |     |    |    | 22   | 78   | 94  |   |   |   |   |   |     |  |
|   |  | 2/91-8/92 | •   |  | +ABS, A/T            | 13-0240 |              |     |    |    | 22   | 78   | 94  |   |   |   |   |   |     |  |
|   |  | 6/90-1/91 | •   |  | M/T+A/T              | 13-0029 |              |     |    |    | 26   | 78   | 100 |   |   |   |   |   |     |  |
|   |  | 6/90-8/92 | •   |  | M/T                  | 13-0061 |              |     |    |    | 26   | 78   | 100 |   |   |   |   |   |     |  |
|   |  | 2/91-8/92 | •   |  | A/T                  | 15-1346 |              | 26  | 23 | 56 | 83   | 61   |     |   |   |   |   | 5 | 2   |  |
|   |  | 2/91-8/92 | •   |  | +ABS, A/T            | 15-1347 | 48           | 26  | 23 | 56 | 86   | 60,5 |     |   |   |   |   | 5 | 2   |  |
|   |  | 6/90-1/91 | •   |  | A/T                  | 15-1030 |              | 26  | 23 | 56 | 82   | 60   |     |   |   |   |   | 5 | 2   |  |
|   |  | 6/90-8/92 | •   |  | M/T                  | 15-1070 |              | 26  | 24 | 56 | 85   | 60   |     |   |   |   |   | 5 | 2   |  |
|   |  | 87-5/90   | •   |  | M/T+A/T              | 15-1030 |              | 26  | 23 | 56 | 82   | 60   |     |   |   |   |   | 5 | 2   |  |
| 2.0 D (53-54 kW) Eng. 2C/ L                 |  | 88-93     | •   |  | M/T+A/T              | 13-0061 |              |     |    | 26 | 78   | 100  |     |   |   |   |   |   |     |  |
|   |  | 88-93     | •   |  | +ABS, M/T+A/T        | 13-0243 |              |     |    | 24 | 79   | 98   |     |   |   |   |   |   |     |  |
|   |  | 88-93     | •   |  | M/T+A/T              | 15-1070 |              | 26  | 24 | 56 | 85   | 60   |     |   |   |   |   | 5 | 2   |  |
|   |  | 88-93     | •   |  | +ABS, M/T+A/T        | 15-1351 | 48           | 26  | 24 | 56 | 85,8 | 61   |     |   |   |   |   | 5 | 2   |  |
| 2.0 GLI (ST171) (90-95-98 kW) Eng. 3SFE     |  | 87-92     | •   |  | M/T+A/T, Eng. DOHC   | 13-0111 |              |     |    | 25 | 85   | 102  |     |   |   |   |   |   |     |  |
|   |  | 87-92     | •   |  | +ABS, Exc. Eng. DOHC | 13-0243 |              |     |    | 24 | 79   | 98   |     |   |   |   |   |   |     |  |
|   |  | 87-92     | •   |  | -ABS, Exc. DOHC      | 13-0061 |              |     |    | 26 | 78   | 100  |     |   |   |   |   |   |     |  |
|   |  | 87-92     | •   |  | M/T+A/T, Eng. DOHC   | 15-1134 |              | 26  | 25 | 56 | 89,5 | 60   |     |   |   |   |   | 5 | 2   |  |
|   |  | 87-92     | •   |  | +ABS, Exc. Eng. DOHC | 15-1351 | 48           | 26  | 24 | 56 | 85,8 | 61   |     |   |   |   |   | 5 | 2   |  |
|   |  | 87-92     | •   |  | -ABS, Exc. DOHC      | 15-1070 |              | 26  | 24 | 56 | 85   | 60   |     |   |   |   |   | 5 | 2   |  |
| <b>Carina III E (T19), SW '92-'97</b>       |  |           | L/R |  |                      | NOTE    | METELLI ref. | ABS | A  | B  | C    | D    | E   | F | H | I | L | M | Fig |  |
| 1.6 (AT190) (73-85 kW) Eng. 4AFE            |  | 93-9/97   | •   |  | M/T+A/T              | 13-0239 |              |     |    |    | 22   | 78   | 94  |   |   |   |   |   |     |  |
|   |  | 93-9/97   | •   |  | +ABS, M/T+A/T        | 13-0240 |              |     |    |    | 22   | 78   | 94  |   |   |   |   |   |     |  |
|   |  | 93-9/97   | •   |  | M/T+A/T              | 15-1346 |              | 26  | 23 | 56 | 83   | 61   |     |   |   |   |   | 5 | 2   |  |
|   |  | 93-9/97   | •   |  | +ABS, M/T+A/T        | 15-1347 | 48           | 26  | 23 | 56 | 86   | 60,5 |     |   |   |   |   | 5 | 2   |  |
| 1.6 16v (AT190) (Exc. SW) (78 kW) Eng. 4AFE |  | 93-       | •   |  | +ABS                 | 13-0244 |              |     |    | 20 | 78   | 103  |     |   |   |   |   |   |     |  |
|   |  | 93-       | •   |  | +ABS                 | 15-1352 | 48           | 26  | 29 | 56 | 84   | 59,5 |     |   |   |   |   | 5 | 3   |  |
| 1.6 GLi (Exc. SW) (79 kW) Eng. 4AFE         |  | 95-9/97   | •   |  | M/T+A/T              | 13-0239 |              |     |    | 22 | 78   | 94   |     |   |   |   |   |   |     |  |
|   |  | 95-9/97   | •   |  | +ABS, M/T+A/T        | 13-0240 |              |     |    | 22 | 78   | 94   |     |   |   |   |   |   |     |  |
|   |  | 95-9/97   | •   |  | M/T+A/T              | 15-1346 |              | 26  | 23 | 56 | 83   | 61   |     |   |   |   |   | 5 | 2   |  |
|   |  | 95-9/97   | •   |  | +ABS, M/T+A/T        | 15-1347 | 48           | 26  | 23 | 56 | 86   | 60,5 |     |   |   |   |   | 5 | 2   |  |






























| <b>Carina III E (T19), SW '92-'97</b>                    |  |           | L/R |  |  | NOTE          | METELLI ref.  | ABS     | A  | B  | C  | D    | E    | F    | H | I | L | M | Fig |   |
|--|--|-----------|-----|--|--|---------------|---------------|---------|----|----|----|------|------|------|---|---|---|---|-----|---|
| 1.8 16v (AT191) (79-81-85-86 kW) Eng. 7AFE               |  | 1/96-9/97 | •   |  |  | +ABS, M/T+A/T | 13-0240       |         |    |    | 22 | 78   | 94   |      |   |   |   |   |     |   |
|  |  | 1/96-9/97 | •   |  |  | -ABS, M/T+A/T | 13-0239       |         |    |    | 22 | 78   | 94   |      |   |   |   |   |     |   |
|  |  | 95-1/96   | •   |  |  | M/T+A/T       | 13-0061       |         |    |    | 26 | 78   | 100  |      |   |   |   |   |     |   |
|  |  | 1/96-9/97 | •   |  |  |               | +ABS, M/T+A/T | 15-1347 | 48 | 26 | 23 | 56   | 86   | 60,5 |   |   |   |   | 5   | 2 |
|  |  | 1/96-9/97 | •   |  |  |               | -ABS, M/T+A/T | 15-1346 |    | 26 | 23 | 56   | 83   | 61   |   |   |   |   | 5   | 2 |
|  |  | 95-1/96   | •   |  |  |               | M/T+A/T       | 15-1070 |    | 26 | 24 | 56   | 85   | 60   |   |   |   |   | 5   | 2 |
| 2.0 16v (ST191) (93 kW) Eng. 3SFE                        |  | 93-97     | •   |  |  | M/T+A/T       | 13-0061       |         |    |    | 26 | 78   | 100  |      |   |   |   |   |     |   |
|  |  | 93-97     | •   |  |  |               | M/T+A/T       | 15-1070 |    | 26 | 24 | 56   | 85   | 60   |   |   |   |   | 5   | 2 |
| 2.0 D (CT190) (53 kW) Eng. 2C                            |  | 2/92-1/96 | •   |  |  | M/T+A/T       | 13-0061       |         |    |    | 26 | 78   | 100  |      |   |   |   |   |     |   |
|  |  | 2/92-1/96 | •   |  |  |               | M/T+A/T       | 15-1070 |    | 26 | 24 | 56   | 85   | 60   |   |   |   |   | 5   | 2 |
| 2.0 GLI (ST191) (90-95-98 kW) Eng. 3SFE                  |  | 92-97     | •   |  |  | M/T+A/T       | 13-0061       |         |    |    | 26 | 78   | 100  |      |   |   |   |   |     |   |
|  |  | 92-97     | •   |  |  |               | M/T+A/T       | 15-1070 |    | 26 | 24 | 56   | 85   | 60   |   |   |   |   | 5   | 2 |
| 2.0 GTi 16v (ST191) (Exc. SW) (115-125-129 kW) Eng. 3SGE |  | 94-       | •   |  |  |               | 13-0111       |         |    |    | 25 | 85   | 102  |      |   |   |   |   |     |   |
|  |  | 94-       | •   |  |  |               | 15-1134       |         | 26 | 25 | 56 | 89,5 | 60   |      |   |   |   | 5 | 2   |   |
| 2.0 TD (CT190) (61-62 kW) Eng. 2CT                       |  | 96-       | •   |  |  | +ABS          | 13-0240       |         |    |    | 22 | 78   | 94   |      |   |   |   |   |     |   |
|  |  | 96-       | •   |  |  |               | 15-1347       | 48      | 26 | 23 | 56 | 86   | 60,5 |      |   |   |   | 5 | 2   |   |
| <b>Celica II (TA60, RA40, RA6) '77-'86</b>               |  |           | L/R |  |  | NOTE          | METELLI ref.  | ABS     | A  | B  | C  | D    | E    | F    | H | I | L | M | Fig |   |
| 1.6 GT 16v Coupe (91 kW) Eng. 4AGE                       |  | 83-86     | •   |  |  | A/T           | 13-0239       |         |    |    | 22 | 78   | 94   |      |   |   |   |   |     |   |
|  |  | 83-86     | •   |  |  | M/T           | 13-0029       |         |    |    | 26 | 78   | 100  |      |   |   |   |   |     |   |
|  |  | 83-86     | •   |  |  |               | +ABS, A/T     | 13-0240 |    |    |    | 22   | 78   | 94   |   |   |   |   |     |   |
|  |  | 83-86     | •   |  |  |               | A/T           | 15-1346 |    | 26 | 23 | 56   | 83   | 61   |   |   |   |   | 5   | 2 |
|  |  | 83-86     | •   |  |  |               | M/T           | 15-1030 |    | 26 | 23 | 56   | 82   | 60   |   |   |   |   | 5   | 2 |
|  |  | 83-86     | •   |  |  |               | +ABS, A/T     | 15-1347 | 48 | 26 | 23 | 56   | 86   | 60,5 |   |   |   |   | 5   | 2 |
| <b>Celica III (T16) '85-'90</b>                          |  |           | L/R |  |  | NOTE          | METELLI ref.  | ABS     | A  | B  | C  | D    | E    | F    | H | I | L | M | Fig |   |
| 1.6 (63 kW) Eng. 4AL                                     |  | 86-90     | •   |  |  |               | 13-0061       |         |    |    | 26 | 78   | 100  |      |   |   |   |   |     |   |
|  |  | 86-90     | •   |  |  |               | 15-1070       |         | 26 | 24 | 56 | 85   | 60   |      |   |   |   |   | 5   | 2 |
| 1.8 (ST160) (66-74 kW) Eng. 1SLU                         |  | 8/85-8/89 | •   |  |  | M/T+A/T       | 13-0061       |         |    |    | 26 | 78   | 100  |      |   |   |   |   |     |   |
|  |  | 8/85-8/89 | •   |  |  |               | M/T+A/T       | 15-1070 |    | 26 | 24 | 56   | 85   | 60   |   |   |   |   | 5   | 2 |
| 2.0 GT, Cabrio (ST162), Coupe (103 kW) Eng. 3SGELC       |  | 85-90     | •   |  |  | M/T+A/T       | 13-0111       |         |    |    | 25 | 85   | 102  |      |   |   |   |   |     |   |
|  |  | 85-90     | •   |  |  |               | 15-1134       |         | 26 | 25 | 56 | 89,5 | 60   |      |   |   |   |   | 5   | 2 |































| <b>Celica IV (T18) '89-'94</b>                                   |   |  | L/R |  |  | NOTE                   | METELLI ref.           | ABS     | A  | B  | C  | D  | E    | F    | H | I | L | M | Fig |   |   |
|--|---|---|-----|---|--|------------------------|------------------------|---------|----|----|----|----|------|------|---|---|---|---|-----|---|---|
| 2.0 GTi (ST182) Coupe, Cabrio (115-118 kW)<br>Eng. 3SGE          |    | 89-1/91   | •   |   |  | -ABS, A/T, nut M19x1,5 | 13-0061                |         |    |    | 26 | 78 | 100  |      |   |   |   |   |     |   |   |
|  |   | 89-3/94   | •   |   |  | -ABS, M/T, nut M19x1,5 | 13-0166                |         |    |    | 24 | 79 | 98   |      |   |   |   |   |     |   |   |
|  |   | 91-94   | •   |   |  | +ABS, M/T              | 13-0269                |         |    |    | 26 | 86 | 138  |      |   |   |   |   |     |   |   |
|  |    | 89-1/91   | •   |   |  |                        | -ABS, A/T, nut M19x1,5 | 15-1070 |    | 26 | 24 | 56 | 85   | 60   |   |   |   |   | 5   | 2 |   |
|  |   | 89-3/94   | •   |   |  |                        | -ABS, M/T, nut M19x1,5 | 15-1207 |    | 26 | 27 | 56 | 89,5 | 59   |   |   |   |   | 5   | 2 |   |
|  |   | 91-94   | •   |   |  |                        | +ABS, M/T              | 15-1393 | 48 | 26 | 27 | 56 | 96   | 60   |   |   |   |   | 5   | 2 |   |
| 2.0 T. 4WD (ST185) Coupe (150-153 kW)<br>Eng. 3SGTE              |    | 89-   | •   |   |  | Usa                    | 13-0069                |         |    |    | 23 | 78 | 110  |      |   |   |   |   |     |   |   |
|  |   | 89-   | •   |   |  | +ABS, FWD              | 13-0269                |         |    |    | 26 | 86 | 138  |      |   |   |   |   |     |   |   |
|  |    | 89-   | •   |   |  |                        | Usa                    | 15-1078 |    | 26 | 29 | 56 | 84   | 59,5 |   |   |   |   | 5   | 3 |   |
|  |   | 89-   | •   |   |  |                        | +ABS, FWD              | 15-1393 | 48 | 26 | 27 | 56 | 96   | 60   |   |   |   |   | 5   | 2 |   |
| <b>Corolla III (E8) '83-'88</b>                                  |   |  | L/R |  |  | NOTE                   | METELLI ref.           | ABS     | A  | B  | C  | D  | E    | F    | H | I | L | M | Fig |   |   |
| 1.3 (AE80), LiftB. (51 kW) Eng. 2AL                              |    | 83-12/84  | •   |   |  | -ABS, M/T              | 13-0029                |         |    |    | 26 | 78 | 100  |      |   |   |   |   |     |   |   |
|  |    | 83-12/84  | •   |   |  | -ABS, M/T              | 15-1030                |         | 26 | 23 | 56 | 82 | 60   |      |   |   |   |   | 5   | 2 |   |
| 1.3 (AE80/EE80), LiftB., Compact FX (55-68 kW)<br>Eng. 2EL/ 2ELC |    | 84-   | •   |   |  | -ABS, M/T              | 13-0029                |         |    |    | 26 | 78 | 100  |      |   |   |   |   |     |   |   |
|  |    | 84-   | •   |   |  | -ABS, M/T              | 15-1030                |         | 26 | 23 | 56 | 82 | 60   |      |   |   |   |   | 5   | 2 |   |
| 1.6 (AE82), LiftB. (62 kW) Eng. 4AL                              |    | 83-87   | •   |   |  |                        | 13-0029                |         |    |    | 26 | 78 | 100  |      |   |   |   |   |     |   |   |
|  |    | 83-87   | •   |   |  |                        | 15-1030                |         | 26 | 23 | 56 | 82 | 60   |      |   |   |   |   | 5   | 2 |   |
| 1.6 (AE82), LiftB., Compact FX (53 kW) Eng. 4ALC                 |    | 85-   | •   |   |  | Usa                    | 13-0069                |         |    |    | 23 | 78 | 110  |      |   |   |   |   |     |   |   |
|  |   | 85-   | •   |   |  | Usa                    | 15-1078                |         | 26 | 29 | 56 | 84 | 59,5 |      |   |   |   |   | 5   | 3 |   |
| 1.6 Compact FX (55-85-89-91 kW) Eng. 4AC                         |  | 83-87   | •   |   |  | A/T                    | 13-0029                |         |    |    | 26 | 78 | 100  |      |   |   |   |   |     |   |   |
|  |   | 83-87   | •   |   |  | M/T                    | 13-0061                |         |    |    | 26 | 78 | 100  |      |   |   |   |   |     |   |   |
|  |   | 87-89   | •   |   |  | M/T+A/T, Usa           | 13-0069                |         |    |    | 23 | 78 | 110  |      |   |   |   |   |     |   |   |
|  |  | 83-87   | •   |   |  |                        | A/T                    | 15-1030 |    | 26 | 23 | 56 | 82   | 60   |   |   |   |   |     | 5 | 2 |
|  |   | 83-87   | •   |   |  |                        | M/T                    | 15-1070 |    | 26 | 24 | 56 | 85   | 60   |   |   |   |   |     | 5 | 2 |
|  |   | 87-89   | •   |   |  |                        | M/T+A/T, Usa           | 15-1078 |    | 26 | 29 | 56 | 84   | 59,5 |   |   |   |   |     | 5 | 3 |
| 1.6 GT 16v Compact FX (85-89-91 kW)<br>Eng. 4AGEL                |  | 85-87   | •   |   |  | A/T                    | 13-0029                |         |    |    | 26 | 78 | 100  |      |   |   |   |   |     |   |   |
|  |   | 85-87   | •   |   |  | M/T                    | 13-0061                |         |    |    | 26 | 78 | 100  |      |   |   |   |   |     |   |   |
|  |  | 85-87   | •   |   |  |                        | A/T                    | 15-1030 |    | 26 | 23 | 56 | 82   | 60   |   |   |   |   |     | 5 | 2 |
|  |   | 85-87   | •   |   |  |                        | M/T                    | 15-1070 |    | 26 | 24 | 56 | 85   | 60   |   |   |   |   |     | 5 | 2 |
| 1.6 GT 16v Coupe (91 kW) Eng. 4AGE                               |  | 83-87   | •   |   |  | A/T                    | 13-0029                |         |    |    | 26 | 78 | 100  |      |   |   |   |   |     |   |   |
|  |   | 83-87   | •   |   |  | M/T                    | 13-0061                |         |    |    | 26 | 78 | 100  |      |   |   |   |   |     |   |   |
|  |  | 83-87   | •   |   |  |                        | A/T                    | 15-1030 |    | 26 | 23 | 56 | 82   | 60   |   |   |   |   |     | 5 | 2 |
|  |   | 83-87   | •   |   |  |                        | M/T                    | 15-1070 |    | 26 | 24 | 56 | 85   | 60   |   |   |   |   |     | 5 | 2 |











































































| <b>Corolla III (E8) '83-'88</b>                       |   |  | L/R |  |  | NOTE             | METELLI ref. | ABS | A  | B  | C  | D    | E    | F | H | I | L | M | Fig |   |  |
|---|---|---|-----|---|--|------------------|--------------|-----|----|----|----|------|------|---|---|---|---|---|-----|---|--|
| 1.6 LiftB. (63 kW) Eng. 4AL                           |    | 85-88   |     | •   |  | A/T              | 13-0029      |     |    |    | 26 | 78   | 100  |   |   |   |   |   |     |   |  |
|   |   | 85-88   |     | •   |  | M/T              | 13-0061      |     |    |    | 26 | 78   | 100  |   |   |   |   |   |     |   |  |
|   |    | 85-88   |     | •   |  | A/T              | 15-1030      |     | 26 | 23 | 56 | 82   | 60   |   |   |   |   |   | 5   | 2 |  |
|   |   | 85-88   |     | •   |  | M/T              | 15-1070      |     | 26 | 24 | 56 | 85   | 60   |   |   |   |   |   | 5   | 2 |  |
| 1.6 SR 16v Coupe (57-89 kW) Eng. 4AC                  |    | 83-   |     | •   |  | Usa              | 13-0029      |     |    |    | 26 | 78   | 100  |   |   |   |   |   |     |   |  |
|   |   | 83-   |     | •   |  | Usa              | 15-1030      |     | 26 | 23 | 56 | 82   | 60   |   |   |   |   |   | 5   | 2 |  |
| 1.8 D, LiftB., Compact FX (43 kW) Eng. 1C             |    | 83-88   |     | •   |  | M/T, nut M19x1,5 | 13-0061      |     |    |    | 26 | 78   | 100  |   |   |   |   |   |     |   |  |
|   |   | 83-88   |     | •   |  | M/T, nut M19x1,5 | 15-1070      |     | 26 | 24 | 56 | 85   | 60   |   |   |   |   |   | 5   | 2 |  |
| 1.8 D, LiftB., Compact FX (48 kW) Eng. 1CL            |    | 83-88   |     | •   |  | M/T, nut M19x1,5 | 13-0061      |     |    |    | 26 | 78   | 100  |   |   |   |   |   |     |   |  |
|   |   | 83-88   |     | •   |  | M/T, nut M19x1,5 | 15-1070      |     | 26 | 24 | 56 | 85   | 60   |   |   |   |   |   | 5   | 2 |  |
| <b>Corolla IV (E9), SW, Compact, Liftback '87-'93</b> |   |  | L/R |  |  | NOTE             | METELLI ref. | ABS | A  | B  | C  | D    | E    | F | H | I | L | M | Fig |   |  |
| 1.3 12v (EE90) (55 kW) Eng. 2E/ 2EE                   |    | 8/87-92   |     | •   |  |                  | 13-0061      |     |    |    | 26 | 78   | 100  |   |   |   |   |   |     |   |  |
|   |   | 8/87-92   |     | •   |  |                  | 15-1070      |     | 26 | 24 | 56 | 85   | 60   |   |   |   |   |   | 5   | 2 |  |
| 1.6 (AE92) (66 kW) Eng. 4AF                           |    | 87-4/92   |     | •   |  | +ABS, M/T        | 13-0243      |     |    |    | 24 | 79   | 98   |   |   |   |   |   |     |   |  |
|   |   | 87-4/92   |     | •   |  | -ABS, A/T        | 13-0029      |     |    |    | 26 | 78   | 100  |   |   |   |   |   |     |   |  |
|   |   | 87-4/92   |     | •   |  | -ABS, FWD, M/T   | 13-0061      |     |    |    | 26 | 78   | 100  |   |   |   |   |   |     |   |  |
|   |    | 87-4/92   |     | •   |  | +ABS, M/T        | 15-1351      | 48  | 26 | 24 | 56 | 85,8 | 61   |   |   |   |   |   | 5   | 2 |  |
|   |   | 87-4/92   |     | •   |  | -ABS, A/T        | 15-1030      |     | 26 | 23 | 56 | 82   | 60   |   |   |   |   |   | 5   | 2 |  |
|   |   | 87-4/92   |     | •   |  | -ABS, FWD, M/T   | 15-1070      |     | 26 | 24 | 56 | 85   | 60   |   |   |   |   |   | 5   | 2 |  |
| 1.6 (AE92) (Exc. Compact) (70 kW) Eng. 4AF            |  | 87-4/92   |     | •   |  | +ABS, M/T        | 13-0243      |     |    |    | 24 | 79   | 98   |   |   |   |   |   |     |   |  |
|   |   | 87-4/92   |     | •   |  | -ABS, A/T        | 13-0029      |     |    |    | 26 | 78   | 100  |   |   |   |   |   |     |   |  |
|   |   | 87-4/92   |     | •   |  | -ABS, FWD, M/T   | 13-0061      |     |    |    | 26 | 78   | 100  |   |   |   |   |   |     |   |  |
|   |  | 87-4/92   |     | •   |  | +ABS, M/T        | 15-1351      | 48  | 26 | 24 | 56 | 85,8 | 61   |   |   |   |   |   | 5   | 2 |  |
|   |   | 87-4/92   |     | •   |  | -ABS, A/T        | 15-1030      |     | 26 | 23 | 56 | 82   | 60   |   |   |   |   |   | 5   | 2 |  |
|   |   | 87-4/92   |     | •   |  | -ABS, FWD, M/T   | 15-1070      |     | 26 | 24 | 56 | 85   | 60   |   |   |   |   |   | 5   | 2 |  |
| 1.6 GTi (AE92) (Exc. SW) (85-89-92-95 kW) Eng. 4AGE   |  | 87-93   |     | •   |  | M/T+A/T, Usa     | 13-0069      |     |    |    | 23 | 78   | 110  |   |   |   |   |   |     |   |  |
|   |   | 87-93   |     | •   |  | +ABS, M/T        | 13-0243      |     |    |    | 24 | 79   | 98   |   |   |   |   |   |     |   |  |
|   |   | 87-93   |     | •   |  | -ABS, A/T        | 13-0029      |     |    |    | 26 | 78   | 100  |   |   |   |   |   |     |   |  |
|   |   | 87-93   |     | •   |  | -ABS, FWD, M/T   | 13-0061      |     |    |    | 26 | 78   | 100  |   |   |   |   |   |     |   |  |
|   |  | 87-93   |     | •   |  | M/T+A/T, Usa     | 15-1078      |     | 26 | 29 | 56 | 84   | 59,5 |   |   |   |   |   | 5   | 3 |  |
|   |   | 87-93   |     | •   |  | +ABS, M/T        | 15-1351      | 48  | 26 | 24 | 56 | 85,8 | 61   |   |   |   |   |   | 5   | 2 |  |
|   |   | 87-93   |     | •   |  | -ABS, A/T        | 15-1030      |     | 26 | 23 | 56 | 82   | 60   |   |   |   |   |   | 5   | 2 |  |
|   |   | 87-93   |     | •   |  | -ABS, FWD, M/T   | 15-1070      |     | 26 | 24 | 56 | 85   | 60   |   |   |   |   |   | 5   | 2 |  |

| <b>Corolla IV (E9), SW, Compact, Liftback '87-'93</b> |   |  | L/R |  |  | NOTE           | METELLI ref.   | ABS | A  | B  | C    | D    | E   | F | H | I | L | M | Fig |   |  |
|---|---|---|-----|---|---|----------------|----------------|-----|----|----|------|------|-----|---|---|---|---|---|-----|---|--|
| 1.6i, 4WD (74-78-81 kW) Eng. 4AFE                     |    | 4/90-93   | •   |   |   |                | <b>13-0239</b> |     |    |    | 22   | 78   | 94  |   |   |   |   |   |     |   |  |
|   |   | 87-3/90   | •   |   |   |                | <b>13-0029</b> |     |    |    | 26   | 78   | 100 |   |   |   |   |   |     |   |  |
|   |    | 4/90-93   | •   |   |   |                | <b>15-1346</b> |     | 26 | 23 | 56   | 83   | 61  |   |   |   |   |   | 5   | 2 |  |
|   |   | 87-3/90   | •   |   |   |                | <b>15-1030</b> |     | 26 | 23 | 56   | 82   | 60  |   |   |   |   |   | 5   | 2 |  |
| 1.8 D (CE90) (47-48 kW) Eng. 1C                       |    | 2/91-93   | •   |   | +ABS, M/T, nut M19x1,5  | <b>13-0240</b> |                |     |    |    | 22   | 78   | 94  |   |   |   |   |   |     |   |  |
|   |   | 8/87-1/91   | •   |   | M/T, nut M19x1,5  | <b>13-0061</b> |                |     |    |    | 26   | 78   | 100 |   |   |   |   |   |     |   |  |
|   |   | 8/87-1/91   | •   |   | +ABS, M/T, nut M19x1,5  | <b>13-0243</b> |                |     |    |    | 24   | 79   | 98  |   |   |   |   |   |     |   |  |
|   |    | 2/91-93   | •   |   | +ABS, M/T, nut M19x1,5  | <b>15-1347</b> | 48             | 26  | 23 | 56 | 86   | 60,5 |     |   |   |   |   |   | 5   | 2 |  |
|   |   | 8/87-1/91   | •   |   | M/T, nut M19x1,5  | <b>15-1070</b> |                | 26  | 24 | 56 | 85   | 60   |     |   |   |   |   |   | 5   | 2 |  |
|   |   | 8/87-1/91   | •   |   | +ABS, M/T, nut M19x1,5  | <b>15-1351</b> | 48             | 26  | 24 | 56 | 85,8 | 61   |     |   |   |   |   |   | 5   | 2 |  |
| <b>Corolla V (E10), SW, Compact, Liftback '92-'97</b> |   |  | L/R |  |  | NOTE           | METELLI ref.   | ABS | A  | B  | C    | D    | E   | F | H | I | L | M | Fig |   |  |
| 1.3 XLI (EE101) (55 kW) Eng. 4EFE                     |    | 95-97   | •   |   |   | <b>13-0239</b> |                |     |    |    | 22   | 78   | 94  |   |   |   |   |   |     |   |  |
|   |   | 95-97   | •   |   | +ABS  | <b>13-0240</b> |                |     |    |    | 22   | 78   | 94  |   |   |   |   |   |     |   |  |
|   |    | 95-97   | •   |   |   | <b>15-1346</b> |                | 26  | 23 | 56 | 83   | 61   |     |   |   |   |   |   | 5   | 2 |  |
|   |   | 95-97   | •   |   | +ABS  | <b>15-1347</b> | 48             | 26  | 23 | 56 | 86   | 60,5 |     |   |   |   |   |   | 5   | 2 |  |
| 1.3 XLI 16v (EE101) (65 kW) Eng. 4EFE                 |    | 92-97   | •   |   |   | <b>13-0239</b> |                |     |    |    | 22   | 78   | 94  |   |   |   |   |   |     |   |  |
|   |   | 92-97   | •   |   | +ABS  | <b>13-0240</b> |                |     |    |    | 22   | 78   | 94  |   |   |   |   |   |     |   |  |
|   |    | 92-97   | •   |   |   | <b>15-1346</b> |                | 26  | 23 | 56 | 83   | 61   |     |   |   |   |   |   | 5   | 2 |  |
|   |   | 92-97   | •   |   | +ABS  | <b>15-1347</b> | 48             | 26  | 23 | 56 | 86   | 60,5 |     |   |   |   |   |   | 5   | 2 |  |
| 1.6 Si, GLi (AE101) (66-70-74-78-81-85 kW) Eng. 4AFE  |   | 92-97   | •   |   |   | <b>13-0239</b> |                |     |    |    | 22   | 78   | 94  |   |   |   |   |   |     |   |  |
|   |   | 92-97   | •   |   | +ABS  | <b>13-0240</b> |                |     |    |    | 22   | 78   | 94  |   |   |   |   |   |     |   |  |
|   |   | 92-97   | •   |   | +ABS, Design:Saginaw  | <b>13-0244</b> |                |     |    |    | 20   | 78   | 103 |   |   |   |   |   |     |   |  |
|   |  | 92-97   | •   |   |   | <b>15-1346</b> |                | 26  | 23 | 56 | 83   | 61   |     |   |   |   |   |   | 5   | 2 |  |
|   |   | 92-97   | •   |   | +ABS  | <b>15-1347</b> | 48             | 26  | 23 | 56 | 86   | 60,5 |     |   |   |   |   |   | 5   | 2 |  |
|   |   | 92-97   | •   |   | +ABS, Design:Saginaw  | <b>15-1352</b> | 48             | 26  | 29 | 56 | 84   | 59,5 |     |   |   |   |   |   | 5   | 3 |  |
| 2.0 D (CE100) (53 kW) Eng. 2C                         |  | 92-97   | •   |   | +ABS  | <b>13-0240</b> |                |     |    |    | 22   | 78   | 94  |   |   |   |   |   |     |   |  |
|   |   | 92-97   | •   |   | -ABS, FWD   | <b>13-0239</b> |                |     |    |    | 22   | 78   | 94  |   |   |   |   |   |     |   |  |
|   |  | 92-97   | •   |   | +ABS  | <b>15-1347</b> | 48             | 26  | 23 | 56 | 86   | 60,5 |     |   |   |   |   |   | 5   | 2 |  |
|   |   | 92-97   | •   |   | -ABS, FWD   | <b>15-1346</b> |                | 26  | 23 | 56 | 83   | 61   |     |   |   |   |   |   | 5   | 2 |  |

























| <b>Corolla VI (E11), SW, Compact, Liftback '97-'02</b> |   |    | L/R |    |    | NOTE | METELLI ref. | ABS | A  | B  | C    | D    | E    | F | H | I | L | M | Fig |  |
|--|---|---|-----|---|--|------|--------------|-----|----|----|------|------|------|---|---|---|---|---|-----|--|
| 1.4 (EE111) (63 kW) Eng. 4EFE                          |    | 97-00   |     | •   |  |      | 13-0239      |     |    |    | 22   | 78   | 94   |   |   |   |   |   |     |  |
|  |   | 97-00   |     | •   | +ABS   |      | 13-0240      |     |    |    | 22   | 78   | 94   |   |   |   |   |   |     |  |
|  |    | 97-00   |     | •   |  |      | 15-1346      |     | 26 | 23 | 56   | 83   | 61   |   |   |   |   | 5 | 2   |  |
|  |   | 97-00   |     | •   | +ABS   |      | 15-1347      | 48  | 26 | 23 | 56   | 86   | 60,5 |   |   |   |   | 5 | 2   |  |
| 1.4 16v (ZZE111) (71 kW) Eng. 4ZZFE                    |    | 00-02   |     | •   |  |      | 13-0239      |     |    |    | 22   | 78   | 94   |   |   |   |   |   |     |  |
|  |   | 00-02   |     | •   | +ABS   |      | 13-0240      |     |    |    | 22   | 78   | 94   |   |   |   |   |   |     |  |
|  |    | 00-02   |     | •   |  |      | 15-1346      |     | 26 | 23 | 56   | 83   | 61   |   |   |   |   | 5 | 2   |  |
|  |   | 00-02   |     | •   | +ABS   |      | 15-1347      | 48  | 26 | 23 | 56   | 86   | 60,5 |   |   |   |   | 5 | 2   |  |
| 1.6 (AE111) (81 kW) Eng. 4AFE                          |    | 97-00   |     | •   | A/T  |      | 13-0239      |     |    |    | 22   | 78   | 94   |   |   |   |   |   |     |  |
|  |   | 97-00   |     | •   | +ABS, A/T  |      | 13-0240      |     |    |    | 22   | 78   | 94   |   |   |   |   |   |     |  |
|  |    | 97-00   |     | •   | A/T  |      | 15-1346      |     | 26 | 23 | 56   | 83   | 61   |   |   |   |   | 5 | 2   |  |
|  |   | 97-00   |     | •   | +ABS, A/T  |      | 15-1347      | 48  | 26 | 23 | 56   | 86   | 60,5 |   |   |   |   | 5 | 2   |  |
| 1.6 16v (81 kW) Eng. 3ZZFE                             |    | 00-02   |     | •   | A/T  |      | 13-0239      |     |    |    | 22   | 78   | 94   |   |   |   |   |   |     |  |
|  |   | 00-02   |     | •   | +ABS, A/T  |      | 13-0240      |     |    |    | 22   | 78   | 94   |   |   |   |   |   |     |  |
|  |    | 00-02   |     | •   | A/T  |      | 15-1346      |     | 26 | 23 | 56   | 83   | 61   |   |   |   |   | 5 | 2   |  |
|  |   | 00-02   |     | •   | +ABS, A/T  |      | 15-1347      | 48  | 26 | 23 | 56   | 86   | 60,5 |   |   |   |   | 5 | 2   |  |
| 1.6 Aut. (AE111) (79 kW) Eng. 4AFE                     |    | 97-00   |     | •   | A/T  |      | 13-0239      |     |    |    | 22   | 78   | 94   |   |   |   |   |   |     |  |
|  |   | 97-00   |     | •   | +ABS, A/T  |      | 13-0240      |     |    |    | 22   | 78   | 94   |   |   |   |   |   |     |  |
|  |    | 97-00   |     | •   | A/T  |      | 15-1346      |     | 26 | 23 | 56   | 83   | 61   |   |   |   |   | 5 | 2   |  |
|  |   | 97-00   |     | •   | +ABS, A/T  |      | 15-1347      | 48  | 26 | 23 | 56   | 86   | 60,5 |   |   |   |   | 5 | 2   |  |
| <b>Corolla VII (E12) Verso '02-'04</b>                 |   |    | L/R |    |    | NOTE | METELLI ref. | ABS | A  | B  | C    | D    | E    | F | H | I | L | M | Fig |  |
| 2.0 D-4D (66 kW) Eng. 1CDFTV                           |  | 02-04   |     | •   |  |      | 13-0530      |     |    |    | 25   | 90   | 107  |   |   |   |   |   |     |  |
|  |  | 02-04   |     | •   |  |      | 15-1536      |     | 26 | 27 | 63,2 | 94,5 | 58,5 |   |   |   |   | 5 | 2   |  |
| <b>Corolla VII (E12), SW '02-</b>                      |   |  | L/R |  |  | NOTE | METELLI ref. | ABS | A  | B  | C    | D    | E    | F | H | I | L | M | Fig |  |
| 1.4 D-4D (66 kW) Eng. 1NDTV                            |  | 7/04-   |     | •   | +ABS   |      | 13-0540      |     |    |    | 21   | 85   | 103  |   |   |   |   |   |     |  |
|  |  | 7/04-   |     | •   | +ABS   |      | 15-1544      | 48  | 26 | 25 | 58   | 90,2 | 59   |   |   |   |   | 5 | 1   |  |
| 1.4 VVT-i (71 kW) Eng. 4ZZFE                           |  | 1/02-   |     | •   | +ABS   |      | 13-0370      |     |    |    | 22   | 82   | 126  |   |   |   |   |   |     |  |
|  |  | 1/02-   |     | •   | +ABS   |      | 15-1539      | 48  | 26 | 23 | 58   | 82   | 59,5 |   |   |   |   | 5 | 1   |  |
| 1.6 VVT-i (81 kW) Eng. 3ZZFE                           |  | 1/02-   |     | •   | +ABS   |      | 13-0370      |     |    |    | 22   | 82   | 126  |   |   |   |   |   |     |  |
|  |  | 1/02-   |     | •   | +ABS   |      | 15-1539      | 48  | 26 | 23 | 58   | 82   | 59,5 |   |   |   |   | 5 | 1   |  |
| 1.8 VVTLi TS (Exc. SW) (141 kW) Eng. 2ZZGE             |  | 02-   |     | •   | +ABS   |      | 13-0540      |     |    |    | 21   | 85   | 103  |   |   |   |   |   |     |  |
|  |  | 02-   |     | •   | +ABS   |      | 15-1544      | 48  | 26 | 25 | 58   | 90,2 | 59   |   |   |   |   | 5 | 1   |  |

| <b>Corolla VII (E12), SW '02-</b>     |   |    | L/R |    |    | NOTE              | METELLI ref. | ABS | A  | B  | C    | D    | E    | F | H | I | L | M | Fig |   |  |
|---------------------------------------|---|---|-----|---|--|-------------------|--------------|-----|----|----|------|------|------|---|---|---|---|---|-----|---|--|
| 2.0 D-4D (66 kW) Eng. 1CDFTV          |    | 1/02-   |     | •   |  | +ABS              | 13-0540      |     |    |    | 21   | 85   | 103  |   |   |   |   |   |     |   |  |
|                                       |    | 1/02-   |     | •   |  | +ABS              | 15-1544      | 48  | 26 | 25 | 58   | 90,2 | 59   |   |   |   |   | 5 | 1   |   |  |
| 2.0 D-4D (85 kW) Eng. 1CDFTV          |    | 03-   |     | •   |  | +ABS              | 13-0540      |     |    |    | 21   | 85   | 103  |   |   |   |   |   |     |   |  |
|                                       |    | 03-   |     | •   |  | +ABS              | 15-1544      | 48  | 26 | 25 | 58   | 90,2 | 59   |   |   |   |   | 5 | 1   |   |  |
| <b>Corona II '82-'92</b>              |   |    | L/R |    |    | NOTE              | METELLI ref. | ABS | A  | B  | C    | D    | E    | F | H | I | L | M | Fig |   |  |
| 1.6 (55 kW) Eng. 4ALU                 |    | 8/83-88   |     | •   |  | Mod. AE80, 81     | 13-0029      |     |    |    | 26   | 78   | 100  |   |   |   |   |   |     |   |  |
|                                       |   | 84-3/88   |     | •   |  | Mod. AT151, AT160 | 13-0061      |     |    |    | 26   | 78   | 100  |   |   |   |   |   |     |   |  |
|                                       |    | 8/83-88   |     | •   |  | Mod. AE80, 81     | 15-1030      |     | 26 | 23 | 56   | 82   | 60   |   |   |   |   |   | 5   | 2 |  |
|                                       |   | 84-3/88   |     | •   |  | Mod. AT151, AT160 | 15-1070      |     | 26 | 24 | 56   | 85   | 60   |   |   |   |   |   | 5   | 2 |  |
| 1.6 (AT160) (85 kW) Eng. 4AGELU       |    | 83-89   |     | •   |  | A/T               | 13-0239      |     |    |    | 22   | 78   | 94   |   |   |   |   |   |     |   |  |
|                                       |   | 83-89   |     | •   |  | +ABS, A/T         | 13-0240      |     |    |    | 22   | 78   | 94   |   |   |   |   |   |     |   |  |
|                                       |    | 83-89   |     | •   |  | A/T               | 15-1346      |     | 26 | 23 | 56   | 83   | 61   |   |   |   |   |   | 5   | 2 |  |
|                                       |   | 83-89   |     | •   |  | +ABS, A/T         | 15-1347      | 48  | 26 | 23 | 56   | 86   | 60,5 |   |   |   |   |   | 5   | 2 |  |
| 1.8 (ST140,150,160) (74 kW) Eng. 1SEL |    | 1/82-88   |     | •   |  |                   | 13-0061      |     |    |    | 26   | 78   | 100  |   |   |   |   |   |     |   |  |
|                                       |    | 1/82-88   |     | •   |  |                   | 15-1070      |     | 26 | 24 | 56   | 85   | 60   |   |   |   |   |   | 5   | 2 |  |
| 1.8 D (43-48 kW) Eng. 1C              |    | 1/82-1/84   |     | •   |  |                   | 13-0029      |     |    |    | 26   | 78   | 100  |   |   |   |   |   |     |   |  |
|                                       |    | 1/82-1/84   |     | •   |  |                   | 15-1030      |     | 26 | 23 | 56   | 82   | 60   |   |   |   |   |   | 5   | 2 |  |
| 2.0 (90-98 kW) Eng. 3SFE              |    | 86-92   |     | •   |  | M/T+A/T           | 13-0111      |     |    |    | 25   | 85   | 102  |   |   |   |   |   |     |   |  |
|                                       |   | 86-92   |     | •   |  | M/T+A/T           | 15-1134      |     | 26 | 25 | 56   | 89,5 | 60   |   |   |   |   |   | 5   | 2 |  |
| 2.0 D (50-53 kW) Eng. 2C/ L           |  | 1/91-3/92   |     | •   |  | +ABS, M/T+A/T     | 13-0240      |     |    |    | 22   | 78   | 94   |   |   |   |   |   |     |   |  |
|                                       |   | 2/84-12/90  |     | •   |  | M/T+A/T           | 13-0061      |     |    |    | 26   | 78   | 100  |   |   |   |   |   |     |   |  |
|                                       |  | 1/91-3/92   |     | •   |  | +ABS, M/T+A/T     | 15-1347      | 48  | 26 | 23 | 56   | 86   | 60,5 |   |   |   |   |   | 5   | 2 |  |
|                                       |   | 2/84-12/90  |     | •   |  | M/T+A/T           | 15-1070      |     | 26 | 24 | 56   | 85   | 60   |   |   |   |   |   | 5   | 2 |  |
| <b>Land Cruiser II (J6) '81-'89</b>   |   |  | L/R |  |  | NOTE              | METELLI ref. | ABS | A  | B  | C    | D    | E    | F | H | I | L | M | Fig |   |  |
| 4.0 (FJ62V) (101 kW) Eng. 3F          |  | 84-87   |     | •   |  | FWD, M/T          | 15-0217      |     | 30 | 27 | 61,7 | 92,4 | 36   |   |   |   |   |   | 12  | 2 |  |
| 4.0 D (HJ60) (74 kW) Eng. 2H          |  | 82-85   |     | •   |  | FWD, M/T          | 15-0217      |     | 30 | 27 | 61,7 | 92,4 | 36   |   |   |   |   |   | 12  | 2 |  |
| 4.0 D (HJ60) (76 kW) Eng. 2H          |  | 81-87   |     | •   |  | FWD, M/T          | 15-0217      |     | 30 | 27 | 61,7 | 92,4 | 36   |   |   |   |   |   | 12  | 2 |  |
| 4.0 D (HJ60V) (77 kW) Eng. 2H         |  | 10/81-1/88  |     | •   |  | FWD, M/T          | 15-0217      |     | 30 | 27 | 61,7 | 92,4 | 36   |   |   |   |   |   | 12  | 2 |  |
| 4.0 TD (HJ61V) (100 kW) Eng. 12HT     |  | 85-89   |     | •   |  |                   | 15-0217      |     | 30 | 27 | 61,7 | 92,4 | 36   |   |   |   |   |   | 12  | 2 |  |

|   |   |    | L/R |    |    | NOTE      | METELLI ref. | ABS | A  | B  | C    | D     | E    | F | H | I | L | M  | Fig |
|---|---|---|-----|---|--|-----------|--------------|-----|----|----|------|-------|------|---|---|---|---|----|-----|
| <b>Land Cruiser III (J7) '84-</b>             |   |    | L/R |    |    | NOTE      | METELLI ref. | ABS | A  | B  | C    | D     | E    | F | H | I | L | M  | Fig |
| 3.4 D (BJ70V, BJ73) (66-70 kW) Eng. 3B        |    | 84-   |     | •   |  | FWD, M/T  | 15-0217      |     | 30 | 27 | 61,7 | 92,4  | 36   |   |   |   |   | 12 | 2   |
| 4.2 TD (HZJ7_V), 4WD (96-100 kW) Eng. 1HZ     |    | 90-   |     | •   |  |           | 15-0217      |     | 30 | 27 | 61,7 | 92,4  | 36   |   |   |   |   | 12 | 2   |
| <b>Land Cruiser IV 80 (J8) '90-'97</b>        |   |    | L/R |    |    | NOTE      | METELLI ref. | ABS | A  | B  | C    | D     | E    | F | H | I | L | M  | Fig |
| 4.0 (FJ80) (101-115 kW) Eng. 3FE              |    | 90-   |     | •   |  |           | 15-0217      |     | 30 | 27 | 61,7 | 92,4  | 36   |   |   |   |   | 12 | 2   |
| 4.2 D (HZJ80) (99 kW) Eng. 1HZ                |    | 90-   |     | •   |  |           | 15-0217      |     | 30 | 27 | 61,7 | 92,4  | 36   |   |   |   |   | 12 | 2   |
| 4.2 TD (118 kW) Eng. 1HDT                     |    | 92-   |     | •   |  |           | 15-0218      |     | 30 | 24 | 57   | 104,6 | 38,7 |   |   |   |   | 12 | 2   |
| <b>Levin I '87-'91</b>                        |   |    | L/R |    |    | NOTE      | METELLI ref. | ABS | A  | B  | C    | D     | E    | F | H | I | L | M  | Fig |
| 1.5 (66 kW) Eng. 5AF                          |    | 87-91   |     | •   |  |           | 13-0239      |     |    |    | 22   | 78    | 94   |   |   |   |   |    |     |
|   |   | 87-91   |     | •   |  | +ABS      | 13-0240      |     |    |    | 22   | 78    | 94   |   |   |   |   |    |     |
|   |    | 87-91   |     | •   |  |           | 15-1346      |     | 26 | 23 | 56   | 83    | 61   |   |   |   |   | 5  | 2   |
|   |   | 87-91   |     | •   |  | +ABS      | 15-1347      | 48  | 26 | 23 | 56   | 86    | 60,5 |   |   |   |   | 5  | 2   |
| 1.6 (85-92 kW) Eng. 4AGE                      |    | 87-91   |     | •   |  | A/T       | 13-0239      |     |    |    | 22   | 78    | 94   |   |   |   |   |    |     |
|   |   | 87-91   |     | •   |  | M/T       | 13-0061      |     |    |    | 26   | 78    | 100  |   |   |   |   |    |     |
|   |   | 87-91   |     | •   |  | +ABS, A/T | 13-0240      |     |    |    | 22   | 78    | 94   |   |   |   |   |    |     |
|   |    | 87-91   |     | •   |  | A/T       | 15-1346      |     | 26 | 23 | 56   | 83    | 61   |   |   |   |   | 5  | 2   |
|   |   | 87-91   |     | •   |  | M/T       | 15-1070      |     | 26 | 24 | 56   | 85    | 60   |   |   |   |   | 5  | 2   |
|   |   | 87-91   |     | •   |  | +ABS, A/T | 15-1347      | 48  | 26 | 23 | 56   | 86    | 60,5 |   |   |   |   | 5  | 2   |
| <b>MR 2 I (W1) '84-'90</b>                    |   |    | L/R |    |    | NOTE      | METELLI ref. | ABS | A  | B  | C    | D     | E    | F | H | I | L | M  | Fig |
| 1.6 16v (AW11) (85-89-91 kW) Eng. 4AGEL/ GELC |  | 84-   |     | •   |  | A/T, Usa  | 13-0029      |     |    |    | 26   | 78    | 100  |   |   |   |   |    |     |
|   |   | 84-   |     | •   |  | RWD, Usa  | 13-0061      |     |    |    | 26   | 78    | 100  |   |   |   |   |    |     |
|   |  | 84-   |     | •   |  | A/T, Usa  | 15-1030      |     | 26 | 23 | 56   | 82    | 60   |   |   |   |   | 5  | 2   |
|   |   | 84-   |     | •   |  | RWD, Usa  | 15-1070      |     | 26 | 24 | 56   | 85    | 60   |   |   |   |   | 5  | 2   |
| <b>Picnic I (XM10) '96-'01</b>                |   |  | L/R |  |  | NOTE      | METELLI ref. | ABS | A  | B  | C    | D     | E    | F | H | I | L | M  | Fig |
| 2.0 (90 kW) Eng. 3SFE                         |  | 01-4/01   |     | •   |  | +ABS      | 13-0243      |     |    |    | 24   | 79    | 98   |   |   |   |   |    |     |
|   |  | 01-4/01   |     | •   |  | +ABS      | 15-1351      | 48  | 26 | 24 | 56   | 85,8  | 61   |   |   |   |   | 5  | 2   |
| 2.0 16v (SXM10) (94 kW) Eng. 3SFE             |  | 5/96-   |     | •   |  | +ABS      | 13-0243      |     |    |    | 24   | 79    | 98   |   |   |   |   |    |     |
|   |  | 5/96-   |     | •   |  | +ABS      | 15-1351      | 48  | 26 | 24 | 56   | 85,8  | 61   |   |   |   |   | 5  | 2   |
| 2.2 D (CMX10) (66 kW) Eng. 3CTE               |  | 97-01   |     | •   |  | +ABS      | 13-0243      |     |    |    | 24   | 79    | 98   |   |   |   |   |    |     |
|   |  | 97-01   |     | •   |  | +ABS      | 15-1351      | 48  | 26 | 24 | 56   | 85,8  | 61   |   |   |   |   | 5  | 2   |


































| Previa I (TCR1, 2) '90-'00              |   |    | L/R |    |    | NOTE          | METELLI ref. | ABS | A  | B  | C    | D    | E    | F | H | I | L | M | Fig |   |
|---|---|---|-----|---|--|---------------|--------------|-----|----|----|------|------|------|---|---|---|---|---|-----|---|
| 2.4, 4WD (97 kW) Eng. 2TZFE             |    | 90-   |     | •   |  | Usa           | 13-0166      |     |    |    | 24   | 79   | 98   |   |   |   |   |   |     |   |
|   |    | 90-   |     | •   |  | Usa           | 15-1207      |     | 26 | 27 | 56   | 89,5 | 59   |   |   |   |   |   | 5   | 2 |
| Rav 4 I (XA1) '94-'00                   |   |    | L/R |    |    | NOTE          | METELLI ref. | ABS | A  | B  | C    | D    | E    | F | H | I | L | M | Fig |   |
| 2.0 16v, Cabrio (90-95-98 kW) Eng. 3SFE |    | 94-   |     | •   |  | +ABS, M/T+A/T | 13-0243      |     |    |    | 24   | 79   | 98   |   |   |   |   |   |     |   |
|   |   | 94-   |     | •   |  | -ABS, M/T+A/T | 13-0061      |     |    |    | 26   | 78   | 100  |   |   |   |   |   |     |   |
|   |    | 94-   |     | •   |  | +ABS, M/T+A/T | 15-1351      | 48  | 26 | 24 | 56   | 85,8 | 61   |   |   |   |   |   | 5   | 2 |
|   |   | 94-   |     | •   |  | -ABS, M/T+A/T | 15-1070      |     | 26 | 24 | 56   | 85   | 60   |   |   |   |   |   | 5   | 2 |
| Rav 4 II (XA2) '00-'06                  |   |    | L/R |    |    | NOTE          | METELLI ref. | ABS | A  | B  | C    | D    | E    | F | H | I | L | M | Fig |   |
| 2.0 D-4D 4WD (66-81-85 kW) Eng. 1CDFTV  |    | 01-06   |     | •   |  |               | 13-0530      |     |    |    | 25   | 90   | 107  |   |   |   |   |   |     |   |
|   |    | 9/01-   |     | •   |  |               | 15-1536      |     | 26 | 27 | 63,2 | 94,5 | 58,5 |   |   |   |   |   | 5   | 2 |
| Sprinter II (E8) '83-'92                |   |    | L/R |    |    | NOTE          | METELLI ref. | ABS | A  | B  | C    | D    | E    | F | H | I | L | M | Fig |   |
| 1.3 (51-55 kW) Eng. 2ALU/ 2ELU          |    | 83-85   |     | •   |  |               | 13-0029      |     |    |    | 26   | 78   | 100  |   |   |   |   |   |     |   |
|   |    | 83-85   |     | •   |  |               | 15-1030      |     | 26 | 23 | 56   | 82   | 60   |   |   |   |   |   | 5   | 2 |
| 1.5 (52 kW) Eng. 3AC/ LU/ U             |    | 83-85   |     | •   |  |               | 13-0029      |     |    |    | 26   | 78   | 100  |   |   |   |   |   |     |   |
|   |    | 83-85   |     | •   |  |               | 15-1030      |     | 26 | 23 | 56   | 82   | 60   |   |   |   |   |   | 5   | 2 |
| 1.6 (62-63 kW) Eng. 4ALU                |    | 83-85   |     | •   |  |               | 13-0029      |     |    |    | 26   | 78   | 100  |   |   |   |   |   |     |   |
|   |    | 83-85   |     | •   |  |               | 15-1030      |     | 26 | 23 | 56   | 82   | 60   |   |   |   |   |   | 5   | 2 |
| 1.8 D (47 kW) Eng. 1CL                  |   | 83-85   |     | •   |  |               | 13-0061      |     |    |    | 26   | 78   | 100  |   |   |   |   |   |     |   |
|   |  | 83-85   |     | •   |  |               | 15-1070      |     | 26 | 24 | 56   | 85   | 60   |   |   |   |   |   | 5   | 2 |
| 2.0 D (50-54 kW) Eng. 2C/ L             |  | 83-85   |     | •   |  |               | 13-0061      |     |    |    | 26   | 78   | 100  |   |   |   |   |   |     |   |
|   |  | 83-85   |     | •   |  |               | 15-1070      |     | 26 | 24 | 56   | 85   | 60   |   |   |   |   |   | 5   | 2 |
| Starlet III (P7) '84-'89                |   |  | L/R |  |  | NOTE          | METELLI ref. | ABS | A  | B  | C    | D    | E    | F | H | I | L | M | Fig |   |
| 1.0 (EP70L) (40 kW) Eng. 1EL            |  | 84-12/89  |     | •   |  |               | 13-0186      |     |    |    | 22   | 78   | 94   |   |   |   |   |   |     |   |
|   |  | 84-12/89  |     | •   |  |               | 15-1253      |     | 23 | 23 | 56   | 80   | 51   |   |   |   |   |   | 5   | 2 |
| 1.3 (EP71L) (55-68 kW) Eng. 2ELC        |  | 84-12/89  |     | •   |  |               | 13-0186      |     |    |    | 22   | 78   | 94   |   |   |   |   |   |     |   |
|   |  | 84-12/89  |     | •   |  |               | 15-1253      |     | 23 | 23 | 56   | 80   | 51   |   |   |   |   |   | 5   | 2 |
| 1.5 D (NP70L) (40 kW) Eng. 1N           |  | 86-12/89  |     | •   |  |               | 13-0186      |     |    |    | 22   | 78   | 94   |   |   |   |   |   |     |   |
|   |  | 86-12/89  |     | •   |  |               | 15-1253      |     | 23 | 23 | 56   | 80   | 51   |   |   |   |   |   | 5   | 2 |




























































| Yaris I (CP10)/ Vitz '99-'05  |   |    | L/R |    |    | NOTE                 | METELLI ref.                     | ABS     | A  | B  | C    | D    | E    | F | H    | I  | L   | M   | Fig |   |  |
|---|---|---|-----|---|---|----------------------|----------------------------------|---------|----|----|------|------|------|---|------|----|-----|-----|-----|---|--|
| 1.4 D-4D (55 kW) Eng. 1NDTV   |    | 01-03   |     | ●   |   | +ABS                 | 13-0311                          |         |    |    | 20   | 78   | 103  |   |      |    |     |     |     |   |  |
|   |   | 03-   |     | ●   |   | +ABS                 | 13-0381                          |         |    |    | 22   | 78   | 118  |   |      |    |     |     |     |   |  |
|   |    | 01-03   |     | ●   |   | +ABS                 | 15-1450                          | 48      | 24 | 23 | 57,9 | 84,9 | 56,5 |   |      |    |     |     | 5   | 2 |  |
|   |   | 03-   |     | ●   |   | +ABS                 | 15-1557                          | 48      | 24 | 28 | 55,9 | 81   | 56,1 |   |      |    |     |     | 5a  | 3 |  |
|   |    | 01-   | L   |   |   |                      | +ABS, M/T                        | 17-1053 | 48 | 24 |      | 23   | 83,3 | - | -    | 90 | 59  | 638 |     |   |  |
|   |   | 01-   | R   |   |   |                      | +ABS, M/T                        | 17-1054 | 48 | 24 |      | 23   | 83,3 | - | -    | 90 | 59  | 878 |     |   |  |
| 1.5 TS (NCP13) (77 kW) Eng. 1NZFE   |    | 03-   |     | ●   |   | +ABS, Made in France | 13-0381                          |         |    |    | 22   | 78   | 118  |   |      |    |     |     |     |   |  |
|   |   | 03-   |     | ●   |   | +ABS, Made in France | 15-1557                          | 48      | 24 | 28 | 55,9 | 81   | 56,1 |   |      |    |     |     | 5a  | 3 |  |
|   |    | 03-   | L   |   |   |                      | +ABS, M/T                        | 17-1053 | 48 | 24 |      | 23   | 83,3 | - | -    | 90 | 59  | 638 |     |   |  |
|   |   | 03-   | R   |   |   |                      | +ABS, M/T                        | 17-1054 | 48 | 24 |      | 23   | 83,3 | - | -    | 90 | 59  | 878 |     |   |  |
| 1.5 VVT-i TS (78 kW) Eng. 1NZFE   |    | 01-   |     | ●   |   | +ABS                 | 13-0311                          |         |    |    | 20   | 78   | 103  |   |      |    |     |     |     |   |  |
|   |   | 01-   |     | ●   |   | +ABS                 | 15-1450                          | 48      | 24 | 23 | 57,9 | 84,9 | 56,5 |   |      |    |     | 5   | 2   |   |  |
|   |    | 4/01-   | L   |   |   |                      | +ABS, M/T                        | 17-1053 | 48 | 24 |      | 23   | 83,3 | - | -    | 90 | 59  | 638 |     |   |  |
|   |   | 4/01-   | R   |   |   |                      | +ABS, M/T                        | 17-1054 | 48 | 24 |      | 23   | 83,3 | - | -    | 90 | 59  | 878 |     |   |  |
|  |   |   |     |   |   |                      |                                  |         |    |    |      |      |      |   |      |    |     |     |     |   |  |
|   |   |   |     |   |   |                      |                                  |         |    |    |      |      |      |   |      |    |     |     |     |   |  |
| Yaris I (NC/LP2) Verso '99-'05  |   |    | L/R |    |    | NOTE                 | METELLI ref.                     | ABS     | A  | B  | C    | D    | E    | F | H    | I  | L   | M   | Fig |   |  |
| 1.3 16v (NCP22) (63 kW) Eng. 2NZFE  |    | 11/99-  |     | ●   |   | +ABS                 | 13-0311                          |         |    |    | 20   | 78   | 103  |   |      |    |     |     |     |   |  |
|   |   | 11/99-  |     | ●   |   | +ABS                 | 15-1450                          | 48      | 24 | 23 | 57,9 | 84,9 | 56,5 |   |      |    |     |     | 5   | 2 |  |
|   |    | 11/99-  | L   |   |   |                      | +ABS, M/T                        | 17-1052 | 48 | 24 |      | 23   | 77   | - | -    | -  | 59  | 652 |     |   |  |
|   |   | 11/99-  | L   |   |   |                      | -ABS, M/T                        | 17-1050 |    | 24 |      | 23   | 77   | - | -    | -  | 59  | 652 |     |   |  |
|   |   | 11/99-  | R   |   |   |                      | +ABS, M/T, Made in Japan, France | 17-1068 | 48 | 24 |      | 23   | 77   | - | -    | -  | 59  | 868 |     |   |  |
|   |   | 11/99-  | R   |   |   |                      | -ABS, M/T                        | 17-1051 |    | 24 |      | 23   | 77   | - | -    | -  | 59  | 868 |     |   |  |
| 1.4 D-4D (55 kW) Eng. 1NDTV   |  | 12/01-  |     | ●   |   | +ABS                 | 13-0311                          |         |    |    | 20   | 78   | 103  |   |      |    |     |     |     |   |  |
|   |   | 12/01-  |     | ●   |   | +ABS                 | 15-1450                          | 48      | 24 | 23 | 57,9 | 84,9 | 56,5 |   |      |    |     |     | 5   | 2 |  |
|   |  | 12/01-  | L   |   |   |                      | +ABS, M/T                        | 17-1053 | 48 | 24 |      | 23   | 83,3 | - | -    | 90 | 59  | 638 |     |   |  |
|   |   | 12/01-  | R   |   |   |                      | +ABS, M/T                        | 17-1054 | 48 | 24 |      | 23   | 83,3 | - | -    | 90 | 59  | 878 |     |   |  |
| 1.5 (NCP21) (78 kW) Eng. 1NZFE  |  | 3/00-   | L   |   |   | +ABS, M/T            | 17-1053                          | 48      | 24 |    | 23   | 83,3 | -    | - | 90   | 59 | 638 |     |     |   |  |
|   |   | 3/00-   | R   |   |   |                      | +ABS, M/T                        | 17-1054 | 48 | 24 |      | 23   | 83,3 | - | -    | 90 | 59  | 878 |     |   |  |
| Yaris II (C/SP9) '06-   |   |  | L/R |  |  | NOTE                 | METELLI ref.                     | ABS     | A  | B  | C    | D    | E    | F | H    | I  | L   | M   | Fig |   |  |
| 1.0 VVT-i (51 kW) Eng. 1KRFE  |  | 06-   | L   |   |   | M/T                  | 17-0892                          |         | 26 | 23 |      | 73,2 | 73,3 |   | 95,6 | 60 | 669 | s3  |     |   |  |
|   |   | 06-   | R   |   |   | M/T                  | 17-0893                          |         | 26 | 23 |      | 73,2 | 73,3 |   | 95,6 | 60 | 884 | s3  |     |   |  |
| 1.3 VVT-i, 4WD (64 kW) Eng. 2SZFE/2NZFE   |  | 06-   | L   |   |   | M/T                  | 17-0892                          |         | 26 | 23 |      | 73,2 | 73,3 |   | 95,6 | 60 | 669 | s3  |     |   |  |
|   |   | 06-   | R   |   |   | M/T                  | 17-0893                          |         | 26 | 23 |      | 73,2 | 73,3 |   | 95,6 | 60 | 884 | s3  |     |   |  |



































































































| <b>411,412, Variant '68-'75</b>                   |   |  | L/R |  |  | NOTE               | METELLI ref. | ABS | A  | B  | C    | D  | E   | F | H  | I | L | M   | Fig |
|---|---|---|-----|---|--|--------------------|--------------|-----|----|----|------|----|-----|---|----|---|---|-----|-----|
| 1.8 (63 kW) Eng. AN                               |    | 73-   |     | •   | •  | A/T, Ch 419100000- | 14-0005      |     |    |    | 21   | 94 | 97  |   |    |   |   |     |     |
|   |    | 73-   |     | •   | •  | A/T, Ch 419100000- | 16-1004      |     |    | 33 |      | 94 |     |   |    |   |   |     |     |
| <b>Bora (1J2, 1J6), Variant '98-</b>              |   |  | L/R |  |  | NOTE               | METELLI ref. | ABS | A  | B  | C    | D  | E   | F | H  | I | L | M   | Fig |
| 1.4 16v (55 kW) Eng. AHW/ AKQ/ APE/ AUA/ AXP/ BCA |    | 10/98-  |     | •   |  |                    | 13-0154      |     |    |    | 22   | 76 | 113 |   |    |   |   |     |     |
|   |    | 98-   |     |   | •  |                    | 14-0020      |     |    |    | 21   | 94 | 97  |   |    |   |   |     |     |
|   |    | 10/98-  |     | •   |  |                    | 15-1241      |     | 36 | 30 | 53   | 81 | 40  |   |    |   |   | 11  | 2   |
|   |    | 98-   |     |   | •  |                    | 16-1022      |     |    | 33 |      | 94 |     |   |    |   |   |     |     |
|   |    | 10/98-  | L   |   |  |                    | 17-0207      |     | 36 | 33 |      | 81 | 92  |   | 74 |   |   | 554 | s14 |
|   |    | 10/98-  | R   |   |  |                    | 17-0208      |     | 36 | 33 |      | 81 | 92  |   | 74 |   |   | 822 | s14 |
| 1.6 (74 kW) Eng. AEH/ AKL/ APF                    |    | 10/98-  |     | •   |  |                    | 13-0154      |     |    |    | 22   | 76 | 113 |   |    |   |   |     |     |
|   |    | 98-   |     |   | •  |                    | 14-0020      |     |    |    | 21   | 94 | 97  |   |    |   |   |     |     |
|   |    | 10/98-  |     | •   |  |                    | 15-1241      |     | 36 | 30 | 53   | 81 | 40  |   |    |   |   | 11  | 2   |
|   |    | 98-   |     |   | •  |                    | 16-1022      |     |    | 33 |      | 94 |     |   |    |   |   |     |     |
|   |    | 98-   | L   |   |  |                    | 17-0207      |     | 36 | 33 |      | 81 | 92  |   | 74 |   |   | 554 | s14 |
|   |    | 98-   | R   |   |  |                    | 17-0208      |     | 36 | 33 |      | 81 | 92  |   | 74 |   |   | 822 | s14 |
| 1.6 (75 kW) Eng. AVU/ BFQ/ BJH                    |   | 10/98-  |     | •   |  |                    | 13-0154      |     |    |    | 22   | 76 | 113 |   |    |   |   |     |     |
|   |  | 98-   |     |   | •  |                    | 14-0020      |     |    |    | 21   | 94 | 97  |   |    |   |   |     |     |
|   |  | 10/98-  |     | •   |  |                    | 15-1241      |     | 36 | 30 | 53   | 81 | 40  |   |    |   |   | 11  | 2   |
|   |  | 98-   |     |   | •  |                    | 16-1022      |     |    | 33 |      | 94 |     |   |    |   |   |     |     |
|   |  | 98-   | L   |   |  |                    | 17-0207      |     | 36 | 33 |      | 81 | 92  |   | 74 |   |   | 554 | s14 |
|   |  | 98-   | R   |   |  |                    | 17-0208      |     | 36 | 33 |      | 81 | 92  |   | 74 |   |   | 822 | s14 |
| 1.6 16v (77 kW) Eng. ATN/ AUS/ AZD/ BCB           |  | 00-   |     | •   |  |                    | 13-0152      |     |    |    | 26   | 87 | 117 |   |    |   |   |     |     |
|   |  | 00-   |     | •   |  |                    | 15-1189      |     | 36 | 30 | 52,8 | 90 | 40  |   |    |   |   | 11  | 2   |
| 1.6 FSI (81 kW) Eng. BAD                          |  | 02-   |     | •   |  |                    | 13-0152      |     |    |    | 26   | 87 | 117 |   |    |   |   |     |     |
|   |  | 02-   |     | •   |  |                    | 15-1189      |     | 36 | 30 | 52,8 | 90 | 40  |   |    |   |   | 11  | 2   |
| 1.8 T. (110 kW) Eng. AGU/ ARX/ AUM/ BAE           |  | 00-   |     | •   |  |                    | 13-0152      |     |    |    | 26   | 87 | 117 |   |    |   |   |     |     |
|   |  | 00-   |     | •   |  |                    | 15-1189      |     | 36 | 30 | 52,8 | 90 | 40  |   |    |   |   | 11  | 2   |
| 1.8 T. (132 kW) Eng. AUQ                          |  | 02-   |     | •   |  | Ch -1J3W468501     | 13-0293      |     |    |    | 25   | 90 | 107 |   |    |   |   |     |     |
|   |  | 02-   |     | •   |  | Ch -1J3W468501     | 15-1428      |     | 36 | 27 | 53   | 98 | 40  |   |    |   |   | 11  | 2   |

































| Bora (1J2, 1J6), Variant '98-               |    | L/R    |  |  | NOTE                                      | METELLI ref.    | ABS            | A  | B  | C    | D   | E   | F   | H | I  | L | M   | Fig |   |
|---|---|--------|---|---|---|-----------------|----------------|----|----|------|-----|-----|-----|---|----|---|-----|-----|---|
| 1.8, 4motion (92 kW) Eng. AGN/ BAF          |    | 10/98- |   | •   |   | <b>13-0152</b>  |                |    |    | 26   | 87  | 117 |     |   |    |   |     |     |   |
|   |    | 10/98- |   | •   |   | <b>15-1189</b>  |                | 36 | 30 | 52,8 | 90  | 40  |     |   |    |   | 11  | 2   |   |
|   |    | 98-    |   |   | • M/T, Exc. Doppia Frizione/Double Clutch | <b>16-1010C</b> |                |    | 33 |      | 100 |     |     |   |    |   |     |     |   |
|   |    | 98-    | L   |   |   | M/T             | <b>17-0358</b> |    | 36 | 33   |     | 90  | 100 |   | 78 |   | 553 | s10 |   |
|   |   | 98-    | R   |   |   | M/T             | <b>17-0211</b> |    | 36 | 33   |     | 90  | 100 |   | 78 |   | 823 | s10 |   |
| 1.9 SDi (Exc. SW) (50 kW) Eng. AGP/ AQM     |    | 10/98- |   | •   |   | <b>13-0154</b>  |                |    |    | 22   | 76  | 113 |     |   |    |   |     |     |   |
|   |    | 98-    |   |   | •   | <b>14-0020</b>  |                |    |    | 21   | 94  | 97  |     |   |    |   |     |     |   |
|   |    | 10/98- |   | •   |   | <b>15-1241</b>  |                | 36 | 30 | 53   | 81  | 40  |     |   |    |   | 11  | 2   |   |
|   |    | 98-    |   |   | •   | <b>16-1022</b>  |                |    | 33 |      | 94  |     |     |   |    |   |     |     |   |
|   |    | 98-    | L   |   |   |                 | <b>17-0207</b> |    | 36 | 33   |     | 81  | 92  |   | 74 |   | 554 | s14 |   |
|   |   | 98-    | R   |   |   |                 | <b>17-0208</b> |    | 36 | 33   |     | 81  | 92  |   | 74 |   | 822 | s14 |   |
| 1.9 TDi (81 kW) Eng. AHF/ ASV               |    | 10/98- |   | •   |   | <b>13-0152</b>  |                |    |    | 26   | 87  | 117 |     |   |    |   |     |     |   |
|   |    | 10/98- |   | •   |   | <b>15-1189</b>  |                | 36 | 30 | 52,8 | 90  | 40  |     |   |    |   | 11  | 2   |   |
|   |    | 98-    |   |   | • M/T, Exc. Doppia Frizione/Double Clutch | <b>16-1010C</b> |                |    | 33 |      | 100 |     |     |   |    |   |     |     |   |
|   |    | 98-01  | L   |   |   |                 | <b>17-0358</b> |    | 36 | 33   |     | 90  | 100 |   | 78 |   | 553 | s10 |   |
|   |   | 98-01  | R   |   |   |                 | <b>17-0211</b> |    | 36 | 33   |     | 90  | 100 |   | 78 |   | 823 | s10 |   |
| 1.9 TDi, 4motion (110 kW) Eng. ARL          |    | 00-    |   | •   | Ch -1J3W468501                            | <b>13-0293</b>  |                |    |    | 25   | 90  | 107 |     |   |    |   |     |     |   |
|   |    | 00-    |   | •   | Ch -1J3W468501                            | <b>15-1428</b>  |                | 36 | 27 | 53   | 98  | 40  |     |   |    |   | 11  | 2   |   |
|   |    | 00-    |   |   | • M/T, Exc. Doppia Frizione/Double Clutch | <b>16-1010C</b> |                |    | 33 |      | 100 |     |     |   |    |   |     |     |   |
| 1.9 TDi, 4motion (66 kW) Eng. AGR/ ALH/ ANU |  | 10/98- |   | •   |   | <b>13-0152</b>  |                |    |    | 26   | 87  | 117 |     |   |    |   |     |     |   |
|   |  | 10/98- |   | •   |   | <b>15-1189</b>  |                | 36 | 30 | 52,8 | 90  | 40  |     |   |    |   | 11  | 2   |   |
|   |  | 98-01  | L   |   |   | Exc. 4Motion    | <b>17-0358</b> |    | 36 | 33   |     | 90  | 100 |   | 78 |   | 553 | s10 |   |
|   |   | 98-01  | R   |   |   | Exc. 4Motion    | <b>17-0211</b> |    | 36 | 33   |     | 90  | 100 |   | 78 |   | 823 | s10 |   |
| 1.9 TDi, 4motion (74 kW) Eng. ATD/ AXR      |  | 00-    |   | •   | A/T, 5Sp                                  | <b>13-0293</b>  |                |    |    | 25   | 90  | 107 |     |   |    |   |     |     |   |
|   |   | 00-    |   | •   | M/T+A/T, A/T 4Sp                          | <b>13-0152</b>  |                |    |    | 26   | 87  | 117 |     |   |    |   |     |     |   |
|   |  | 00-    |   | •   | A/T, 5Sp                                  | <b>15-1428</b>  |                | 36 | 27 | 53   | 98  | 40  |     |   |    |   |     | 11  | 2 |
|   |   | 00-    |   | •   | M/T+A/T, A/T 4Sp                          | <b>15-1189</b>  |                | 36 | 30 | 52,8 | 90  | 40  |     |   |    |   |     | 11  | 2 |
|   |  | 00-    |   |   | • M/T, Exc. Doppia Frizione/Double Clutch | <b>16-1010C</b> |                |    | 33 |      | 100 |     |     |   |    |   |     |     |   |
|   |  | 00-    | L   |   |   | Exc. 4Motion    | <b>17-0358</b> |    | 36 | 33   |     | 90  | 100 |   | 78 |   | 553 | s10 |   |
|   |   | 00-    | R   |   |   | Exc. 4Motion    | <b>17-0211</b> |    | 36 | 33   |     | 90  | 100 |   | 78 |   | 823 | s10 |   |

| <b>Bora (1J2, 1J6), Variant '98-</b>              |   |    | L/R |    |    | NOTE                                    | METELLI ref.    | ABS | A  | B  | C    | D   | E   | F | H  | I | L | M   | Fig |    |   |
|---|---|---|-----|---|---|---|-----------------|-----|----|----|------|-----|-----|---|----|---|---|-----|-----|----|---|
| 1.9 TDi, 4motion (85 kW) Eng. AJM/ AUY            |    | 98-01   |     | •   |   |   | <b>13-0293</b>  |     |    |    | 25   | 90  | 107 |   |    |   |   |     |     |    |   |
|   |    | 98-01   |     | •   |   |   | <b>15-1428</b>  |     | 36 | 27 | 53   | 98  | 40  |   |    |   |   |     | 11  | 2  |   |
|   |    | 98-   |     |   | •   | M/T, Exc. Doppia Frizione/Double Clutch | <b>16-1010C</b> |     |    | 33 |      | 100 |     |   |    |   |   |     |     |    |   |
|   |    | 12/98-  | L   |   |   |   | <b>17-0443</b>  |     | 36 | 28 |      | 98  | 108 |   | 78 |   |   | 520 | s10 |    |   |
|   |   | 12/98-  | R   |   |   |   | <b>17-0444</b>  |     | 36 | 28 |      | 98  | 108 |   | 78 |   |   | 806 | s10 |    |   |
| 1.9 TDi, 4motion (96 kW) Eng. ASZ                 |    | 00-   |     | •   |   |   | <b>13-0293</b>  |     |    |    | 25   | 90  | 107 |   |    |   |   |     |     |    |   |
|   |   | 00-   |     | •   | A/T, 4Sp  |   | <b>13-0152</b>  |     |    |    | 26   | 87  | 117 |   |    |   |   |     |     |    |   |
|   |    | 00-   |     | •   |   |   | <b>15-1428</b>  |     | 36 | 27 | 53   | 98  | 40  |   |    |   |   |     |     | 11 | 2 |
|   |   | 00-   |     | •   | A/T, 4Sp  |   | <b>15-1189</b>  |     | 36 | 30 | 52,8 | 90  | 40  |   |    |   |   |     |     | 11 | 2 |
|   |    | 00-   |     | •   |   | M/T, Exc. Doppia Frizione/Double Clutch | <b>16-1010C</b> |     |    | 33 |      | 100 |     |   |    |   |   |     |     |    |   |
| 2.0, 4motion (85 kW) Eng. APK/ AQY/ AZH/ AZG/ AZJ |    | 10/98-  |     | •   |   |   | <b>13-0152</b>  |     |    |    | 26   | 87  | 117 |   |    |   |   |     |     |    |   |
|   |    | 10/98-  |     | •   |   |   | <b>15-1189</b>  |     | 36 | 30 | 52,8 | 90  | 40  |   |    |   |   |     | 11  | 2  |   |
|   |    | 98-   |     |   | •   | M/T, Exc. Doppia Frizione/Double Clutch | <b>16-1010C</b> |     |    | 33 |      | 100 |     |   |    |   |   |     |     |    |   |
|   |    | 98-   | L   |   |   | Exc. 4Motion                            | <b>17-0358</b>  |     | 36 | 33 |      | 90  | 100 |   | 78 |   |   | 553 | s10 |    |   |
|   |   | 98-   | R   |   |   | Exc. 4Motion                            | <b>17-0211</b>  |     | 36 | 33 |      | 90  | 100 |   | 78 |   |   | 823 | s10 |    |   |
| 2.3 V5, 4motion (125 kW) Eng. AQN                 |    | 00-   |     | •   |   |   | <b>13-0293</b>  |     |    |    | 25   | 90  | 107 |   |    |   |   |     |     |    |   |
|   |    | 00-   |     | •   |   |   | <b>15-1428</b>  |     | 36 | 27 | 53   | 98  | 40  |   |    |   |   |     | 11  | 2  |   |
|   |    | 00-   |     |   | •   | M/T, Exc. Doppia Frizione/Double Clutch | <b>16-1010C</b> |     |    | 33 |      | 100 |     |   |    |   |   |     |     |    |   |
| 2.3 VR5, 4motion (110 kW) Eng. AGZ                |    | 10/98-  |     | •   |   |   | <b>13-0152</b>  |     |    |    | 26   | 87  | 117 |   |    |   |   |     |     |    |   |
|   |    | 10/98-  |     | •   |   |   | <b>15-1189</b>  |     | 36 | 30 | 52,8 | 90  | 40  |   |    |   |   |     | 11  | 2  |   |
|   |   | 98-   |     |   | •   | M/T, Exc. Doppia Frizione/Double Clutch | <b>16-1010C</b> |     |    | 33 |      | 100 |     |   |    |   |   |     |     |    |   |
|   |  | 98-00   | L   |   |   | M/T                                     | <b>17-0747</b>  |     | 36 |    |      | 90  | 108 |   | 78 |   |   | 544 | s1  |    |   |
|   |   | 98-00   | R   |   |   | M/T                                     | <b>17-0748</b>  |     | 36 |    |      | 90  | 108 |   | 78 |   |   | 808 | s1  |    |   |
| 2.8 V6, 4motion (150 kW) Eng. AQP/ AUE/ BDE       |  | 99-   |     | •   |   |   | <b>13-0154</b>  |     |    |    | 22   | 76  | 113 |   |    |   |   |     |     |    |   |
|   |  | 99-   |     | •   |   |   | <b>15-1241</b>  |     | 36 | 30 | 53   | 81  | 40  |   |    |   |   |     | 11  | 2  |   |
|   |  | 99-   |     |   | •   | M/T, Exc. Doppia Frizione/Double Clutch | <b>16-1010C</b> |     |    | 33 |      | 100 |     |   |    |   |   |     |     |    |   |
| <b>Corrado (53I) '88-'95</b>                      |   |  | L/R |  |  | NOTE                                    | METELLI ref.    | ABS | A  | B  | C    | D   | E   | F | H  | I | L | M   | Fig |    |   |
| 1.8 16v (100 kW) Eng. KR                          |  | 89-92   |     | •   |   | M/T+A/T, Ch 50K006794-50R002000         | <b>13-0048</b>  |     |    |    | 22   | 83  | 79  |   |    |   |   |     |     |    |   |
|   |  | 89-92   |     | •   |   | M/T+A/T, Ch 50K006794-50R002000         | <b>15-1009</b>  |     | 22 | 30 | 53   | 90  | 49  |   |    |   |   |     | 11  | 2  |   |
| 1.8 G60 (118 kW) Eng. 1H/ PG                      |  | 88-9/93   |     | •   |   | M/T+A/T, Ch 50K006794-50R002000         | <b>13-0048</b>  |     |    |    | 22   | 83  | 79  |   |    |   |   |     |     |    |   |
|   |  | 88-9/93   |     | •   |   | M/T+A/T, Ch 50K006794-50R002000         | <b>15-1009</b>  |     | 22 | 30 | 53   | 90  | 49  |   |    |   |   |     | 11  | 2  |   |
























| <b>Corrado (53I) '88-'95</b>  |   |  | L/R |  |  | NOTE                     | METELLI ref. | ABS | A  | B  | C    | D   | E   | F | H | I | L | M  | Fig |
|-------------------------------|---|---|-----|---|---|--------------------------|--------------|-----|----|----|------|-----|-----|---|---|---|---|----|-----|
| 2.0 (85 kW) Eng. 2E/ ADY/ AKR |    | 93-95   |     | •   |   | M/T+A/T, Ch 50N000001-   | 13-0048      |     |    |    | 22   | 83  | 79  |   |   |   |   |    |     |
|                               |    | 93-95   |     | •   |   | M/T+A/T, Ch 50N000001-   | 15-1009      |     | 22 | 30 | 53   | 90  | 49  |   |   |   |   | 11 | 2   |
| 2.0 16v (100 kW) Eng. 9A      |    | 8/91-95   |     | •   |   | M/T+A/T, Ch 50N000001-   | 13-0048      |     |    |    | 22   | 83  | 79  |   |   |   |   |    |     |
|                               |    | 8/91-95   |     | •   |   | M/T+A/T, Ch 50N000001-   | 15-1009      |     | 22 | 30 | 53   | 90  | 49  |   |   |   |   | 11 | 2   |
| 2.9 VR6 (140 kW) Eng. ABV     |    | 8/91-95   |     | •   |   | M/T+A/T                  | 13-0152      |     |    |    | 26   | 87  | 117 |   |   |   |   |    |     |
|                               |    | 8/91-95   |     | •   |   | M/T+A/T                  | 15-1189      |     | 36 | 30 | 52,8 | 90  | 40  |   |   |   |   | 11 | 2   |
|                               |    | 8/91-95   | L   |   | •   | M/T+A/T                  | 16-1010B     |     |    | 33 |      | 100 |     |   |   |   |   |    |     |
|                               |    | 8/91-95   | R   |   | •   | M/T+A/T                  | 16-1010A     |     |    | 33 |      | 100 |     |   |   |   |   |    |     |
| <b>Dasher '73-'81</b>         |   |  | L/R |  |  | NOTE                     | METELLI ref. | ABS | A  | B  | C    | D   | E   | F | H | I | L | M  | Fig |
| All models                    |    | 73-81   |     | •   |   | Ch -32A0150000, Usa      | 13-0047      |     |    |    | 20   | 68  | 80  |   |   |   |   |    |     |
|                               |    | 73-81   |     | •   |   | A/T, Ch 32A0150001-, Usa | 13-0035      |     |    |    | 20   | 68  | 80  |   |   |   |   |    |     |
|                               |    | 73-81   |     | •   |   | Ch -32A0150000, Usa      | 15-1049      |     | 22 | 30 | 51   | 81  | 48  |   |   |   |   | 11 | 3   |
|                               |    | 73-81   |     | •   |   | A/T, Ch 32A0150001-, Usa | 15-1096      |     | 22 | 30 | 51   | 81  | 48  |   |   |   |   | 11 | 2   |
| <b>Derby I (86) '77-'81</b>   |   |  | L/R |  |  | NOTE                     | METELLI ref. | ABS | A  | B  | C    | D   | E   | F | H | I | L | M  | Fig |
| 0.9 (29 kW) Eng. HA           |    | 77-81   |     | •   |   | M/T                      | 13-0036      |     |    |    | 18   | 68  | 94  |   |   |   |   |    |     |
|                               |    | 77-81   |     | •   |   | M/T                      | 14-0004      |     |    |    | 21   | 89  | 97  |   |   |   |   |    |     |
|                               |    | 77-81   |     | •   |   | M/T                      | 15-1035      |     | 20 | 25 | 45,5 | 77  | 48  |   |   |   |   | 11 | 2   |
|                               |    | 77-81   |     | •   |   | M/T                      | 16-1003      |     |    | 33 |      | 92  |     |   |   |   |   |    |     |
| 1.1 (37 kW) Eng. HB           |   | 77-81   |     | •   |   | M/T                      | 13-0036      |     |    |    | 18   | 68  | 94  |   |   |   |   |    |     |
|                               |  | 77-81   |     | •   |   | M/T                      | 14-0004      |     |    |    | 21   | 89  | 97  |   |   |   |   |    |     |
|                               |  | 77-81   |     | •   |   | M/T                      | 15-1035      |     | 20 | 25 | 45,5 | 77  | 48  |   |   |   |   | 11 | 2   |
|                               |  | 77-81   |     | •   |   | M/T                      | 16-1003      |     |    | 33 |      | 92  |     |   |   |   |   |    |     |
| 1.3 (43 kW) Eng. HJ           |  | 77-81   |     | •   |   | M/T                      | 13-0036      |     |    |    | 18   | 68  | 94  |   |   |   |   |    |     |
|                               |  | 77-81   |     | •   |   | M/T                      | 14-0004      |     |    |    | 21   | 89  | 97  |   |   |   |   |    |     |
|                               |  | 77-81   |     | •   |   | M/T                      | 15-1035      |     | 20 | 25 | 45,5 | 77  | 48  |   |   |   |   | 11 | 2   |
|                               |  | 77-81   |     | •   |   | M/T                      | 16-1003      |     |    | 33 |      | 92  |     |   |   |   |   |    |     |
| 1.3 (44 kW) Eng. HH           |  | 77-81   |     | •   |   | M/T                      | 13-0036      |     |    |    | 18   | 68  | 94  |   |   |   |   |    |     |
|                               |  | 77-81   |     | •   |   | M/T                      | 14-0004      |     |    |    | 21   | 89  | 97  |   |   |   |   |    |     |
|                               |  | 77-81   |     | •   |   | M/T                      | 15-1035      |     | 20 | 25 | 45,5 | 77  | 48  |   |   |   |   | 11 | 2   |
|                               |  | 77-81   |     | •   |   | M/T                      | 16-1003      |     |    | 33 |      | 92  |     |   |   |   |   |    |     |
























| Derby II (86C, 80) '81-'88           |   |  | L/R |  |  | NOTE                                    | METELLI ref. | ABS | A  | B  | C    | D     | E    | F | H | I | L | M  | Fig |
|--------------------------------------|---|---|-----|---|--|---|--------------|-----|----|----|------|-------|------|---|---|---|---|----|-----|
| 1.0 (29 kW) Eng. GL                  |    | 81-88   |     | •   |  | M/T                                     | 13-0036      |     |    |    | 18   | 68    | 94   |   |   |   |   |    |     |
|                                      |    | 81-88   |     |   | •  | M/T                                     | 14-0004      |     |    |    | 21   | 89    | 97   |   |   |   |   |    |     |
|                                      |    | 81-88   |     | •   |  | M/T                                     | 15-1035      |     | 20 | 25 | 45,5 | 77    | 48   |   |   |   |   | 11 | 2   |
|                                      |    | 81-88   |     |   | •  | M/T                                     | 16-1003      |     |    | 33 |      | 92    |      |   |   |   |   |    |     |
| 1.1 (37 kW) Eng. HB                  |    | 81-88   |     | •   |  | M/T                                     | 13-0036      |     |    |    | 18   | 68    | 94   |   |   |   |   |    |     |
|                                      |    | 81-88   |     |   | •  | M/T                                     | 14-0004      |     |    |    | 21   | 89    | 97   |   |   |   |   |    |     |
|                                      |    | 81-88   |     | •   |  | M/T                                     | 15-1035      |     | 20 | 25 | 45,5 | 77    | 48   |   |   |   |   | 11 | 2   |
|                                      |    | 81-88   |     |   | •  | M/T                                     | 16-1003      |     |    | 33 |      | 92    |      |   |   |   |   |    |     |
| 1.3 (40 kW) Eng. HK/ NZ              |    | 83-88   |     |   | •  | M/T                                     | 14-0004      |     |    |    | 21   | 89    | 97   |   |   |   |   |    |     |
|                                      |    | 83-88   |     |   | •  | M/T                                     | 16-1003      |     |    | 33 |      | 92    |      |   |   |   |   |    |     |
| 1.3 (44 kW) Eng. HH                  |    | 81-88   |     |   | •  | M/T                                     | 14-0004      |     |    |    | 21   | 89    | 97   |   |   |   |   |    |     |
|                                      |    | 81-88   |     |   | •  | M/T                                     | 16-1003      |     |    | 33 |      | 92    |      |   |   |   |   |    |     |
| 1.3 (55 kW) Eng. 3F/ GK              |    | 82-88   |     | •   |  | M/T, Ch -86E050306                      | 13-0036      |     |    |    | 18   | 68    | 94   |   |   |   |   |    |     |
|                                      |    | 82-88   |     | •   |  | M/T, Ch 86E050307-                      | 13-0035      |     |    |    | 20   | 68    | 80   |   |   |   |   |    |     |
|                                      |    | 82-88   |     | •   |  | M/T, Ch -86E050306                      | 15-1035      |     | 20 | 25 | 45,5 | 77    | 48   |   |   |   |   | 11 | 2   |
|                                      |    | 82-88   |     | •   |  | M/T, Ch 86E050307-                      | 15-1034      |     | 20 | 30 | 45,5 | 81    | 46   |   |   |   |   | 11 | 2   |
| Eos '06-                             |   |  | L/R |  |  | NOTE                                    | METELLI ref. | ABS | A  | B  | C    | D     | E    | F | H | I | L | M  | Fig |
| 1.4 16v TSi (118 kW) Eng. CAVD/ CTHD |    | 07-   |     | •   |  | Doppia Frizione/Double Clutch           | 13-0480      |     |    |    | 25,5 | 94    | 116  |   |   |   |   |    |     |
|                                      |    | 07-   |     | •   |  | Doppia Frizione/Double Clutch           | 15-1708      |     | 36 | 33 | 59,5 | 93,7  | 39,8 |   |   |   |   | 13 | 2   |
| 1.4 TSi (90 kW) Eng. CAXA            |   | 08-   |     | •   |  | Doppia Frizione/Double Clutch           | 13-0480      |     |    |    | 25,5 | 94    | 116  |   |   |   |   |    |     |
|                                      |  | 08-   |     | •   |  | Doppia Frizione/Double Clutch           | 15-1708      |     | 36 | 33 | 59,5 | 93,7  | 39,8 |   |   |   |   | 13 | 2   |
| 1.6 FSI (85 kW) Eng. BLF             |  | 06-   |     | •   |  |   | 13-0319      |     |    |    | 26   | 87    | 117  |   |   |   |   |    |     |
|                                      |  | 06-   |     | •   |  |   | 15-1467      |     | 36 | 30 | 59,5 | 90    | 40   |   |   |   |   | 13 | 2   |
| 2.0 FSI (110 kW) Eng. BVY/ BVZ       |  | 06-   |     | •   |  |   | 13-0319      |     |    |    | 26   | 87    | 117  |   |   |   |   |    |     |
|                                      |  | 06-   |     | •   |  |   | 15-1467      |     | 36 | 30 | 59,5 | 90    | 40   |   |   |   |   | 13 | 2   |
|                                      |  | 06-   |     |   | •  | M/T, Exc. Doppia Frizione/Double Clutch | 16-1010C     |     |    | 33 |      | 100   |      |   |   |   |   |    |     |
| 2.0 TDi (103 kW) Eng. BMM            |  | 06-   |     | •   |  |   | 13-0320      |     |    |    | 25   | 90    | 107  |   |   |   |   |    |     |
|                                      |  | 06-   |     | •   |  |   | 15-1463      |     | 36 | 27 | 59,5 | 97,95 | 40,5 |   |   |   |   | 13 | 2   |
| 2.0 TDI 16v (103 kW) Eng. CBAB/ CFFB |  | 09-   |     | •   |  |   | 13-0320      |     |    |    | 25   | 90    | 107  |   |   |   |   |    |     |
|                                      |  | 09-   |     | •   |  |   | 15-1463      |     | 36 | 27 | 59,5 | 97,95 | 40,5 |   |   |   |   | 13 | 2   |



















| <b>Eos '06-</b>                        |   |  | L/R |  |  | NOTE         | METELLI ref.   | ABS | A  | B  | C    | D     | E    | F | H  | I | L | M | Fig |     |   |
|--|---|---|-----|---|--|--------------|----------------|-----|----|----|------|-------|------|---|----|---|---|---|-----|-----|---|
| 2.0 TFSI (147 kW) Eng. BWA/ CCTA/ CCZA |    | 06-   |     | •   |  |              | <b>13-0320</b> |     |    |    | 25   | 90    | 107  |   |    |   |   |   |     |     |   |
|  |    | 06-   |     | •   |  |              | <b>15-1463</b> |     | 36 | 27 | 59,5 | 97,95 | 40,5 |   |    |   |   |   | 13  | 2   |   |
| <b>Fox '87-'91</b>                     |   |  | L/R |  |  | NOTE         | METELLI ref.   | ABS | A  | B  | C    | D     | E    | F | H  | I | L | M | Fig |     |   |
| All models                             |    | 87-91   |     | •   |  | Brazil       | <b>13-0035</b> |     |    |    | 20   | 68    | 80   |   |    |   |   |   |     |     |   |
|  |   | 87-91   |     | •   |  | Usa          | <b>13-0047</b> |     |    |    | 20   | 68    | 80   |   |    |   |   |   |     |     |   |
|  |    | 87-91   |     | •   |  | Brazil       | <b>15-1096</b> |     | 22 | 30 | 51   | 81    | 48   |   |    |   |   |   | 11  | 2   |   |
|  |   | 87-91   |     | •   |  | Usa          | <b>15-1049</b> |     | 22 | 30 | 51   | 81    | 48   |   |    |   |   |   | 11  | 3   |   |
| <b>Fox (5Z1) '05-</b>                  |   |  | L/R |  |  | NOTE         | METELLI ref.   | ABS | A  | B  | C    | D     | E    | F | H  | I | L | M | Fig |     |   |
| 1.2 (40 kW) Eng. BMD                   |    | 05-   |     | •   |  | +SE          | <b>13-0367</b> |     |    |    | 25   | 78    | 130  |   |    |   |   |   |     |     |   |
|  |   | 05-   |     | •   |  | +SI          | <b>13-0278</b> |     |    |    | 25   | 78    | 130  |   |    |   |   |   |     |     |   |
|  |   | 05-   |     | •   |  | -ABS, -SE/SI | <b>13-0433</b> |     |    |    | 22   | 76    | 113  |   |    |   |   |   |     |     |   |
|  |    | 05-   |     | •   |  | +SE          | <b>15-1531</b> |     | 36 | 30 | 51,9 | 84,8  | 43   |   |    |   |   |   | 11a | 2   |   |
|  |   | 05-   |     | •   |  | +SI          | <b>15-1403</b> |     | 20 | 30 | 52   | 85    | 44   |   |    |   |   |   |     | 11  | 2 |
|  |   | 05-   |     | •   |  | -ABS, -SE/SI | <b>15-1653</b> |     | 22 | 30 | 51   | 81    | 48   |   |    |   |   |   |     | 11  | 2 |
| 1.2 (44 kW) Eng. CHFA                  |    | 10-   |     | •   |  | +SE          | <b>13-0367</b> |     |    |    | 25   | 78    | 130  |   |    |   |   |   |     |     |   |
|  |   | 10-   |     | •   |  | +SI          | <b>13-0278</b> |     |    |    | 25   | 78    | 130  |   |    |   |   |   |     |     |   |
|  |   | 10-   |     | •   |  | -ABS, -SE/SI | <b>13-0433</b> |     |    |    | 22   | 76    | 113  |   |    |   |   |   |     |     |   |
|  |    | 10-   |     | •   |  | +SE          | <b>15-1531</b> |     | 36 | 30 | 51,9 | 84,8  | 43   |   |    |   |   |   | 11a | 2   |   |
|  |   | 10-   |     | •   |  | +SI          | <b>15-1403</b> |     | 20 | 30 | 52   | 85    | 44   |   |    |   |   |   |     | 11  | 2 |
|  |   | 10-   |     | •   |  | -ABS, -SE/SI | <b>15-1653</b> |     | 22 | 30 | 51   | 81    | 48   |   |    |   |   |   |     | 11  | 2 |
| 1.4 (55 kW) Eng. BKR                   |  | 05-   |     | •   |  | +SE          | <b>13-0367</b> |     |    |    | 25   | 78    | 130  |   |    |   |   |   |     |     |   |
|  |   | 05-   |     | •   |  | +SI          | <b>13-0278</b> |     |    |    | 25   | 78    | 130  |   |    |   |   |   |     |     |   |
|  |   | 05-   |     | •   |  | -ABS, -SE/SI | <b>13-0433</b> |     |    |    | 22   | 76    | 113  |   |    |   |   |   |     |     |   |
|  |  | 05-   |     | •   |  | +SE          | <b>15-1531</b> |     | 36 | 30 | 51,9 | 84,8  | 43   |   |    |   |   |   | 11a | 2   |   |
|  |   | 05-   |     | •   |  | +SI          | <b>15-1403</b> |     | 20 | 30 | 52   | 85    | 44   |   |    |   |   |   |     | 11  | 2 |
|  |   | 05-   |     | •   |  | -ABS, -SE/SI | <b>15-1653</b> |     | 22 | 30 | 51   | 81    | 48   |   |    |   |   |   |     | 11  | 2 |
| 1.4 TDi (51 kW) Eng. BNM               |  | 05-   |     | •   |  | +SE          | <b>13-0283</b> |     |    |    | 26   | 87    | 117  |   |    |   |   |   |     |     |   |
|  |   | 05-   |     | •   |  | +SE          | <b>13-0368</b> |     |    |    | 26   | 87    | 117  |   |    |   |   |   |     |     |   |
|  |  | 05-   |     | •   |  | +SE          | <b>15-1414</b> |     | 36 | 30 | 52   | 90    | 43,5 |   |    |   |   |   | 11  | 2   |   |
|  |   | 05-   |     | •   |  | +SE          | <b>15-1533</b> |     | 36 | 30 | 51,6 | 89,8  | 42,8 |   |    |   |   |   |     | 11a | 2 |
|  |  | 05-   | L   |   |  |              | <b>17-0879</b> |     | 36 |    |      | 90    | 94   |   | 75 |   |   |   | 518 | s10 |   |
|  |   | 05-   | R   |   |  |              | <b>17-0880</b> |     | 36 |    |      | 90    | 94   |   | 75 |   |   |   | 770 | s10 |   |




















| Gol / Parati / Saveiro '80-'00 |   |  | L/R |  |  | NOTE                          | METELLI ref. | ABS | A  | B  | C    | D  | E  | F | H | I | L | M  | Fig |
|--------------------------------|---|---|-----|---|--|-------------------------------|--------------|-----|----|----|------|----|----|---|---|---|---|----|-----|
| 1.5                            |    | 83-86   |     | •   |  | Brazil                        | 13-0047      |     |    |    | 20   | 68 | 80 |   |   |   |   |    |     |
|                                |    | 83-86   |     | •   |  | Brazil                        | 15-1049      |     | 22 | 30 | 51   | 81 | 48 |   |   |   |   | 11 | 3   |
| 1.6                            |    | 83-86   |     | •   |  | Brazil                        | 13-0047      |     |    |    | 20   | 68 | 80 |   |   |   |   |    |     |
|                                |    | 87-89   |     | •   |  | Brazil                        | 13-0035      |     |    |    | 20   | 68 | 80 |   |   |   |   |    |     |
|                                |    | 83-86   |     | •   |  | Brazil                        | 15-1049      |     | 22 | 30 | 51   | 81 | 48 |   |   |   |   | 11 | 3   |
|                                |    | 87-89   |     | •   |  | Brazil                        | 15-1096      |     | 22 | 30 | 51   | 81 | 48 |   |   |   |   | 11 | 2   |
| Golf I (17, 155) '74-'93       |   |  | L/R |  |  | NOTE                          | METELLI ref. | ABS | A  | B  | C    | D  | E  | F | H | I | L | M  | Fig |
| 1.1 (37 kW) Eng. FA/ GG        |    | 4/74-7/79   |     | •   |  | M/T, Ch -17A0360000           | 13-0004      |     |    |    | 20   | 68 | 80 |   |   |   |   |    |     |
|                                |    | 8/79-7/83   |     | •   |  | M/T, Ch 17A0360001-           | 13-0005      |     |    |    | 20   | 68 | 80 |   |   |   |   |    |     |
|                                |    | 4/74-7/83   |     | •   |  | M/T                           | 14-0004      |     |    |    | 21   | 89 | 97 |   |   |   |   |    |     |
|                                |    | 4/74-7/79   |     | •   |  | M/T, Ch -17A0360000           | 15-1004      |     | 22 | 30 | 50,3 | 81 | 48 |   |   |   |   | 11 | 3   |
|                                |    | 8/79-7/83   |     | •   |  | M/T, Ch 17A0360001-           | 15-1005      |     | 22 | 30 | 50,3 | 81 | 48 |   |   |   |   | 11 | 2   |
|                                |    | 4/74-7/83   |     | •   |  | M/T                           | 16-1003      |     |    | 33 |      | 92 |    |   |   |   |   |    |     |
| 1.1 (38 kW) Eng. FJ            |    | 81-7/83   |     | •   |  | M/T                           | 13-0005      |     |    |    | 20   | 68 | 80 |   |   |   |   |    |     |
|                                |    | 4/81-7/83   |     | •   |  | M/T                           | 14-0004      |     |    |    | 21   | 89 | 97 |   |   |   |   |    |     |
|                                |    | 81-7/83   |     | •   |  | M/T                           | 15-1005      |     | 22 | 30 | 50,3 | 81 | 48 |   |   |   |   | 11 | 2   |
|                                |    | 4/81-7/83   |     | •   |  | M/T                           | 16-1003      |     |    | 33 |      | 92 |    |   |   |   |   |    |     |
| 1.1 (44 kW) Eng. HC            |   | 81-83   |     | •   |  | M/T, Ch 17A0360001-           | 13-0005      |     |    |    | 20   | 68 | 80 |   |   |   |   |    |     |
|                                |  | 81-83   |     | •   |  | M/T                           | 14-0004      |     |    |    | 21   | 89 | 97 |   |   |   |   |    |     |
|                                |  | 81-83   |     | •   |  | M/T, Ch 17A0360001-           | 15-1005      |     | 22 | 30 | 50,3 | 81 | 48 |   |   |   |   | 11 | 2   |
|                                |  | 81-83   |     | •   |  | M/T                           | 16-1003      |     |    | 33 |      | 92 |    |   |   |   |   |    |     |
| 1.3 (44 kW) Eng. GF            |  | 2/80-7/83   |     | •   |  | M/T, Ch 17A0360001-17D641909  | 13-0005      |     |    |    | 20   | 68 | 80 |   |   |   |   |    |     |
|                                |  | 79-2/80   |     | •   |  | M/T, Ch 1753000001-17A0360000 | 13-0004      |     |    |    | 20   | 68 | 80 |   |   |   |   |    |     |
|                                |  | 79-7/83   |     | •   |  | M/T                           | 14-0004      |     |    |    | 21   | 89 | 97 |   |   |   |   |    |     |
|                                |  | 2/80-7/83   |     | •   |  | M/T, Ch 17A0360001-17D641909  | 15-1005      |     | 22 | 30 | 50,3 | 81 | 48 |   |   |   |   | 11 | 2   |
|                                |  | 79-2/80   |     | •   |  | M/T, Ch 1753000001-17A0360000 | 15-1004      |     | 22 | 30 | 50,3 | 81 | 48 |   |   |   |   | 11 | 3   |
|                                |  | 79-7/83   |     | •   |  | M/T                           | 16-1003      |     |    | 33 |      | 92 |    |   |   |   |   |    |     |
































































| Golf I (17, 155) '74-'93  |   |    | L/R        |  |  | NOTE                             | METELLI ref.                      | ABS     | A  | B    | C    | D  | E  | F  | H  | I | L   | M   | Fig |   |
|---|---|---|------------|---|---|----------------------------------|-----------------------------------|---------|----|------|------|----|----|----|----|---|-----|-----|-----|---|
| 1.3 Cabrio (44 kW) Eng. GF  |    | 10/83-7/86  |            | •   |   |                                  | 13-0005                           |         |    |      | 20   | 68 | 80 |    |    |   |     |     |     |   |
|   |   | 2/79-2/80   |            | •   |   | M/T, Ch 1592800001-15A0807000    | 13-0004                           |         |    |      | 20   | 68 | 80 |    |    |   |     |     |     |   |
|   |    | 2/79-7/86   |            |   | •   |                                  | 14-0004                           |         |    |      | 21   | 89 | 97 |    |    |   |     |     |     |   |
|   |   |    | 10/83-7/86 |   | •   |                                  | Ch 15E006507-15G035000            | 15-1021 | 22 | 30   | 53   | 81 | 48 |    |    |   |     |     | 11  | 2 |
|   | 2/79-2/80   |   |            | •   |   | M/T, Ch 1592800001-15A0807000    | 15-1004                           | 22      | 30 | 50,3 | 81   | 48 |    |    |    |   |     | 11  | 3   |   |
|   | 2/80-9/83   |   |            | •   |   | Ch 15A0807001-15E006506          | 15-1005                           | 22      | 30 | 50,3 | 81   | 48 |    |    |    |   |     | 11  | 2   |   |
|   |    | 2/79-7/86   |            |   | •   |                                  | 16-1003                           |         |    | 33   |      | 92 |    |    |    |   |     |     |     |   |
|   |   |    | 10/83-     | L   |   |                                  |                                   | 17-0121 | 22 | 33   |      | 81 | 94 |    | 78 |   |     | 562 | s10 |   |
| 10/83-  | R   |   |            |   |   |                                  | 17-0003                           | 22      | 33 |      | 81   | 94 |    | 78 |    |   | 774 | s10 |     |   |
| 1.4, Cabrio (51 kW) Eng. JB   |    | 2/80-7/83   |            | •   |   | Ch 15A0807001-15D050000          | 13-0005                           |         |    |      | 20   | 68 | 80 |    |    |   |     |     |     |   |
|   |   | 77-2/80   |            | •   |   | Ch 1592800001-15A0807000         | 13-0004                           |         |    |      | 20   | 68 | 80 |    |    |   |     |     |     |   |
|   |    | 77-7/83   |            |   | •   |                                  | 14-0005                           |         |    |      | 21   | 94 | 97 |    |    |   |     |     |     |   |
|   |   |    | 2/80-7/83  |   | •   |                                  | Ch 15A0807001-15D050000           | 15-1005 | 22 | 30   | 50,3 | 81 | 48 |    |    |   |     |     | 11  | 2 |
|   | 77-2/80   |   |            | •   |   | Ch 1592800001-15A0807000         | 15-1004                           | 22      | 30 | 50,3 | 81   | 48 |    |    |    |   |     |     | 11  | 3 |
|   |    | 77-7/83   |            |   | •   |                                  | 16-1004                           |         |    | 33   |      | 94 |    |    |    |   |     |     |     |   |
|    |   | 77-7/83   | L          |   |   | Ch 1592800001-15D050000          | 17-0052                           | 22      | 33 |      | 81   | 94 |    | 78 |    |   | 540 | s10 |     |   |
|   | 1.5 (51 kW) Eng. FH   |    | 74-        |   | •   |                                  | M/T+A/T, Ch 1753000001-17A0360000 | 13-0004 |    |      |      | 20 | 68 | 80 |    |   |     |     |     |   |
| 74-   |   |   |            | •   |   | M/T+A/T, Ch 17A0116213-17D641909 | 13-0005                           |         |    |      | 20   | 68 | 80 |    |    |   |     |     |     |   |
|    |   | 74-   |            |   | •   | M/T+A/T                          | 14-0005                           |         |    |      | 21   | 94 | 97 |    |    |   |     |     |     |   |
|   |   |  | 74-        |   | •   |                                  | M/T+A/T, Ch 1753000001-17A0360000 | 15-1004 | 22 | 30   | 50,3 | 81 | 48 |    |    |   |     |     | 11  | 3 |
| 74-   |   |   |            | •   |   | M/T+A/T, Ch 17A0116213-17D641909 | 15-1005                           | 22      | 30 | 50,3 | 81   | 48 |    |    |    |   |     |     | 11  | 2 |
|  |   | 74-   |            |   | •   |                                  | M/T+A/T, Ch 1753000001-17A0360000 | 16-1004 |    |      | 33   |    | 94 |    |    |   |     |     |     |   |
|   |   | 74-   |            |   | •   |                                  | M/T+A/T, Ch 17A0116213-17D641909  | 16-1004 |    |      | 33   |    | 94 |    |    |   |     |     |     |   |
|  | 74-   | L   |            |   |   | M/T+A/T, Ch 1753000001-17D641909 | 17-0052                           | 22      | 33 |      | 81   | 94 |    | 78 |    |   | 540 | s10 |     |   |
|   | 1.5 D (37 kW) Eng. CK   |  | 8/76-7/80  |   | •   |                                  | M/T, Ch 1753000001-17A0116212     | 13-0004 |    |      |      | 20 | 68 | 80 |    |   |     |     |     |   |
| 8/76-7/80   |   |   |            | •   |   | M/T, Ch 17A0116213-17D641909     | 13-0005                           |         |    |      | 20   | 68 | 80 |    |    |   |     |     |     |   |
|  |   | 8/76-7/80   |            |   | •   | M/T                              | 14-0005                           |         |    |      | 21   | 94 | 97 |    |    |   |     |     |     |   |
|   |   |  | 8/76-7/80  |   | •   |                                  | M/T, Ch 1753000001-17A0116212     | 15-1004 | 22 | 30   | 50,3 | 81 | 48 |    |    |   |     |     | 11  | 3 |
| 8/76-7/80   |   |   |            | •   |   | M/T, Ch 17A0116213-17D641909     | 15-1005                           | 22      | 30 | 50,3 | 81   | 48 |    |    |    |   |     |     | 11  | 2 |
|  |   | 8/76-7/80   |            |   | •   | M/T                              | 16-1004                           |         |    | 33   |      | 94 |    |    |    |   |     |     |     |   |
|   |  | 8/76-7/80   | L          |   |   | Ch 1753000001-17D641909          | 17-0052                           | 22      | 33 |      | 81   | 94 |    | 78 |    |   | 540 | s10 |     |   |

| Golf I (17, 155) '74-'93   |    | L/R      |  |  | NOTE                              | METELLI ref.                 | ABS      | A  | B  | C    | D  | E   | F  | H  | I  | L   | M   | Fig |   |
|----------------------------|---|----------|---|---|-----------------------------------|------------------------------|----------|----|----|------|----|-----|----|----|----|-----|-----|-----|---|
| 1.6 (55 kW) Eng. FP        |    | 75-      |   | ●   | M/T+A/T, Ch 1753000001-17A0360000 | 13-0004                      |          |    |    | 20   | 68 | 80  |    |    |    |     |     |     |   |
|                            |   | 75-      |   | ●   | M/T+A/T, Ch 17A0116213-17D641909  | 13-0005                      |          |    |    | 20   | 68 | 80  |    |    |    |     |     |     |   |
|                            |    | 75-      |   |   | ●                                 | M/T+A/T                      | 14-0005  |    |    |      | 21 | 94  | 97 |    |    |     |     |     |   |
|                            |    | 75-      |   | ●   | M/T+A/T, Ch 1753000001-17A0360000 | 15-1004                      |          | 22 | 30 | 50,3 | 81 | 48  |    |    |    |     |     | 11  | 3 |
|                            |   | 75-      |   | ●   | M/T+A/T, Ch 17A0116213-17D641909  | 15-1005                      |          | 22 | 30 | 50,3 | 81 | 48  |    |    |    |     |     | 11  | 2 |
|                            |    | 75-      |   | ●   | M/T+A/T, Ch 1753000001-17A0360000 | 16-1004                      |          |    |    | 33   | 94 |     |    |    |    |     |     |     |   |
|                            |   | 75-      |   | ●   | M/T+A/T, Ch 17A0116213-17D641909  | 16-1004                      |          |    |    | 33   | 94 |     |    |    |    |     |     |     |   |
|                            |    | 75-      | L   |   | M/T+A/T, Ch 1753000001-17D641909  | 17-0052                      |          | 22 | 33 |      | 81 | 94  |    | 78 |    | 540 | s10 |     |   |
| 1.6 Cabrio (53 kW) Eng. RE |    | 10/83-87 |   | ●   | M/T+A/T, Ch -15J001799            | 13-0005                      |          |    |    | 20   | 68 | 80  |    |    |    |     |     |     |   |
|                            |   | 86-90    |   | ●   | Ch 15J001800-                     | 13-0048                      |          |    |    | 22   | 83 | 79  |    |    |    |     |     |     |   |
|                            |    | 86-87    |   |   | ●                                 | M/T+A/T, Ch -15J001799       | 14-0005  |    |    |      | 21 | 94  | 97 |    |    |     |     |     |   |
|                            |    | 10/83-87 |   | ●   | M/T+A/T, Ch -15J001799            | 15-1021                      |          | 22 | 30 | 53   | 81 | 48  |    |    |    |     |     | 11  | 2 |
|                            |   | 86-90    |   | ●   | Ch 15J001800-                     | 15-1009                      |          | 22 | 30 | 53   | 90 | 49  |    |    |    |     |     | 11  | 2 |
|                            |    | 8/87-90  | L   |   | ●                                 | Ch 15J001800-                | 16-1010B |    |    |      | 33 | 100 |    |    |    |     |     |     |   |
|                            |   | 8/87-90  | R   |   | ●                                 | Ch 15J001800-                | 16-1010A |    |    |      | 33 | 100 |    |    |    |     |     |     |   |
|                            |   | 86-87    |   |   | ●                                 | M/T+A/T, Ch -15J001799       | 16-1004  |    |    |      | 33 | 94  |    |    |    |     |     |     |   |
|                            |    | 86-      | L   |   | M/T+A/T, Ch 15J001800-            | 17-0052                      |          | 22 | 33 |      | 81 | 94  |    | 78 |    | 540 | s10 |     |   |
|                            |   | 86-      | L   |   | -ABS, Ch -15J001799               | 17-0002                      |          | 22 | 33 |      | 81 | 94  |    | 78 |    | 540 | s10 |     |   |
| 1.6 D (40 kW) Eng. CR/ JK  |    | 80-7/83  |   | ●   | M/T, Ch 17A0116213-17D641909      | 13-0005                      |          |    |    | 20   | 68 | 80  |    |    |    |     |     |     |   |
|                            |    | 80-7/83  |   |   | ●                                 | M/T, Ch 17A0116213-17D641909 | 14-0005  |    |    |      | 21 | 94  | 97 |    |    |     |     |     |   |
|                            |   | 80-7/83  |   | ●   | M/T, Ch 17A0116213-17D641909      | 15-1005                      |          | 22 | 30 | 50,3 | 81 | 48  |    |    |    |     |     | 11  | 2 |
|                            |  | 80-7/83  |   |   | ●                                 | M/T, Ch 17A0116213-17D641909 | 16-1004  |    |    |      | 33 | 94  |    |    |    |     |     |     |   |
|                            |  | 80-7/83  | L   |   |                                   | Ch 17A0116213-17D641909      | 17-0052  |    | 22 | 33   |    | 81  | 94 |    | 78 |     | 540 | s10 |   |
| 1.6 TD (51 kW) Eng. CY     |  | 82-83    |   | ●   | M/T, Ch 17A0116213-17D641909      | 13-0005                      |          |    |    | 20   | 68 | 80  |    |    |    |     |     |     |   |
|                            |  | 82-83    |   |   | ●                                 | M/T, Ch 17A0116213-17D641909 | 14-0005  |    |    |      | 21 | 94  | 97 |    |    |     |     |     |   |
|                            |  | 82-83    |   | ●   | M/T, Ch 17A0116213-17D641909      | 15-1005                      |          | 22 | 30 | 50,3 | 81 | 48  |    |    |    |     |     | 11  | 2 |
|                            |  | 82-83    |   |   | ●                                 | M/T, Ch 17A0116213-17D641909 | 16-1004  |    |    |      | 33 | 94  |    |    |    |     |     |     |   |
|                            |  | 82-83    | L   |   |                                   | Ch 17A0116213-17D641909      | 17-0052  |    | 22 | 33   |    | 81  | 94 |    | 78 |     | 540 | s10 |   |
























| <b>Golf I (17, 155) '74-'93</b>  |   |  | L/R |  |  | NOTE                            | METELLI ref.    | ABS | A  | B  | C  | D   | E  | F  | H  | I | L   | M   | Fig |   |
|----------------------------------|---|---|-----|---|---|---------------------------------|-----------------|-----|----|----|----|-----|----|----|----|---|-----|-----|-----|---|
| 1.6, Cabrio (55 kW) Eng. EW/ HN  |    | 10/83-87  |     | ●   |   | M/T+A/T, Ch -15J001799          | <b>13-0005</b>  |     |    |    | 20 | 68  | 80 |    |    |   |     |     |     |   |
|                                  |   | 8/87-92   |     | ●   |   | Ch 15J001800-                   | <b>13-0048</b>  |     |    |    | 22 | 83  | 79 |    |    |   |     |     |     |   |
|                                  |    | 10/83-87  |     |   | ●   | M/T+A/T, Ch -15J001799          | <b>14-0005</b>  |     |    |    | 21 | 94  | 97 |    |    |   |     |     |     |   |
|                                  |    | 10/83-87  |     | ●   |   | M/T+A/T, Ch -15J001799          | <b>15-1021</b>  |     | 22 | 30 | 53 | 81  | 48 |    |    |   |     | 11  | 2   |   |
|                                  |   | 8/87-92   |     | ●   |   | Ch 15J001800-                   | <b>15-1009</b>  |     | 22 | 30 | 53 | 90  | 49 |    |    |   |     | 11  | 2   |   |
|                                  |    | 10/83-87  |     |   | ●   | M/T+A/T, Ch -15J001799          | <b>16-1004</b>  |     |    | 33 |    | 94  |    |    |    |   |     |     |     |   |
|                                  |   | 8/87-92   | L   |   | ●   | Ch 15J001800-                   | <b>16-1010B</b> |     |    | 33 |    | 100 |    |    |    |   |     |     |     |   |
|                                  |   | 8/87-92   | R   |   | ●   | Ch 15J001800-                   | <b>16-1010A</b> |     |    | 33 |    | 100 |    |    |    |   |     |     |     |   |
|                                  |    | 10/83-8/87  | L   |   |   | Ch -15J001799                   | <b>17-0002</b>  |     | 22 | 33 |    | 81  | 94 |    | 78 |   |     | 540 | s10 |   |
|                                  |   | 2/79-9/83   | L   |   |   | M/T+A/T, Ch 15J001800-          | <b>17-0052</b>  |     | 22 | 33 |    | 81  | 94 |    | 78 |   |     | 540 | s10 |   |
|                                  | 8/87-7/93   | L   |     |   | -ABS  | <b>17-0339</b>                  |                 | 22  | 33 |    | 90 | 100 |    | 78 |    |   | 532 | s10 |     |   |
| 1.6, Cabrio, GTi (81 kW) Eng. EG |    | 76-   |     | ●   |   | Ch 1592800001-15E006506         | <b>13-0005</b>  |     |    |    | 20 | 68  | 80 |    |    |   |     |     |     |   |
|                                  |    | 76-   |     |   | ●   | Ch 1592800001-15E006506         | <b>14-0005</b>  |     |    |    | 21 | 94  | 97 |    |    |   |     |     |     |   |
|                                  |    | 76-   |     | ●   |   | Ch 1592800001-15E006506         | <b>15-1021</b>  |     | 22 | 30 | 53 | 81  | 48 |    |    |   |     | 11  | 2   |   |
|                                  |    | 76-   |     |   | ●   | Ch 1592800001-15E006506         | <b>16-1004</b>  |     |    | 33 |    | 94  |    |    |    |   |     |     |     |   |
|                                  |    | 76-   | L   |   |   | Ch 1592800001-15E006506         | <b>17-0052</b>  |     | 22 | 33 |    | 81  | 94 |    | 78 |   |     | 540 | s10 |   |
| 1.8 Cabrio (66 kW) Eng. EX       |    | 8/83-92   |     | ●   |   | M/T+A/T, Ch 15E000001-15P040000 | <b>13-0005</b>  |     |    |    | 20 | 68  | 80 |    |    |   |     |     |     |   |
|                                  |   | 8/87-92   |     | ●   |   | Ch 15J001800-15P040000          | <b>13-0048</b>  |     |    |    | 22 | 83  | 79 |    |    |   |     |     |     |   |
|                                  |   | 8/83-92   |     |   | ●   | M/T+A/T, Ch 15E000001-15P040000 | <b>14-0005</b>  |     |    |    | 21 | 94  | 97 |    |    |   |     |     |     |   |
|                                  |  | 8/83-92   |     | ●   |   | M/T+A/T, Ch 15E000001-15P040000 | <b>15-1021</b>  |     | 22 | 30 | 53 | 81  | 48 |    |    |   |     |     | 11  | 2 |
|                                  |   | 8/87-92   |     | ●   |   | Ch 15J001800-15P040000          | <b>15-1009</b>  |     | 22 | 30 | 53 | 90  | 49 |    |    |   |     |     | 11  | 2 |
|                                  |  | 8/83-92   |     |   | ●   | M/T+A/T, Ch 15E000001-15P040000 | <b>16-1004</b>  |     |    | 33 |    | 94  |    |    |    |   |     |     |     |   |
|                                  |   | 8/87-92   | L   |   | ●   | Ch 15J001800-15P040000          | <b>16-1010B</b> |     |    | 33 |    | 100 |    |    |    |   |     |     |     |   |
|                                  |   | 8/87-92   | R   |   | ●   | Ch 15J001800-15P040000          | <b>16-1010A</b> |     |    | 33 |    | 100 |    |    |    |   |     |     |     |   |
|                                  |  | 10/83-8/87  | L   |   |   |                                 | <b>17-0002</b>  |     | 22 | 33 |    | 81  | 94 |    | 78 |   |     | 540 | s10 |   |
|                                  |   | 10/83-8/87  | R   |   |   | -ABS                            | <b>17-0189</b>  |     | 22 | 33 |    | 81  | 94 |    | 78 |   |     | 609 | s10 |   |
|                                  | 8/87-92   | L   |     |   | -ABS  | <b>17-0339</b>                  |                 | 22  | 33 |    | 90 | 100 |    | 78 |    |   | 532 | s10 |     |   |



















| Golf I (17, 155) '74-'93  |   |  | L/R  |  | NOTE                            | METELLI ref.                    | ABS     | A  | B  | C  | D  | E   | F  | H  | I  | L   | M   | Fig |   |  |
|---|---|---|---|---|---------------------------------|---------------------------------|---------|----|----|----|----|-----|----|----|----|-----|-----|-----|---|--|
| 1.8 Cabrio (70 kW) Eng. JH  |    | 8/83-7/93   |   | •   | M/T+A/T, Ch 15E000001-15P040000 | 13-0005                         |         |    |    | 20 | 68 | 80  |    |    |    |     |     |     |   |  |
|   |   | 8/87-7/93   |   | •   | Ch 15J001800-15P040000          | 13-0048                         |         |    |    | 22 | 83 | 79  |    |    |    |     |     |     |   |  |
|   |    | 8/83-7/93   |   |   | •                               | M/T+A/T, Ch 15E000001-15P040000 | 14-0005 |    |    |    | 21 | 94  | 97 |    |    |     |     |     |   |  |
|   |   | 8/83-7/93   |   | •   | M/T+A/T, Ch 15E000001-15P040000 | 15-1021                         |         | 22 | 30 | 53 | 81 | 48  |    |    |    |     |     | 11  | 2 |  |
|   |    | 8/87-7/93   |   | •   | Ch 15J001800-15P040000          | 15-1009                         |         | 22 | 30 | 53 | 90 | 49  |    |    |    |     |     | 11  | 2 |  |
|   |   | 8/83-7/93   |   | •   | M/T+A/T, Ch 15E000001-15P040000 | 16-1004                         |         |    |    | 33 |    | 94  |    |    |    |     |     |     |   |  |
|   |   | 8/87-7/93   | L   | •   | Ch 15J001800-15P040000          | 16-1010B                        |         |    |    | 33 |    | 100 |    |    |    |     |     |     |   |  |
|   |    | 8/87-7/93   | R   | •   | Ch 15J001800-15P040000          | 16-1010A                        |         |    |    | 33 |    | 100 |    |    |    |     |     |     |   |  |
| 1.8 Cabrio (72 kW) Eng. 2H  |   |  | 8/89-3/93   |   | •                               | A/T                             | 13-0005 |    |    |    | 20 | 68  | 80 |    |    |     |     |     |   |  |
|   |   |   | 8/89-3/93   |   | •                               | M/T                             | 13-0048 |    |    |    | 22 | 83  | 79 |    |    |     |     |     |   |  |
|   |    | 8/89-3/93   |   |   | •                               | A/T                             | 14-0005 |    |    |    | 21 | 94  | 97 |    |    |     |     |     |   |  |
|   |   | 8/89-3/93   |   | •   | A/T                             | 15-1021                         |         | 22 | 30 | 53 | 81 | 48  |    |    |    |     |     | 11  | 2 |  |
|   |    | 8/89-3/93   |   | •   | M/T                             | 15-1009                         |         | 22 | 30 | 53 | 90 | 49  |    |    |    |     |     | 11  | 2 |  |
|   |   | 8/89-3/93   |   | •   | A/T                             | 16-1004                         |         |    |    | 33 |    | 94  |    |    |    |     |     |     |   |  |
|   |   | 8/89-3/93   | L   | •   | M/T                             | 16-1010B                        |         |    |    | 33 |    | 100 |    |    |    |     |     |     |   |  |
|   |    | 8/89-3/93   | R   | •   | M/T                             | 16-1010A                        |         |    |    | 33 |    | 100 |    |    |    |     |     |     |   |  |
| 8/89-3/93   |   | L   |   |   | A/T                             | 17-0002                         |         | 22 | 33 |    | 81 | 94  |    | 78 |    | 540 | s10 |     |   |  |
| 8/89-3/93   |   | R   |   |   |                                 | 17-0189                         |         | 22 | 33 |    | 81 | 94  |    | 78 |    | 609 | s10 |     |   |  |
| 1.8 GTI (82 kW) Eng. DX/ EV/ PB   |    | 82-   |   | •   | M/T, Ch 17D000001-17D641909     | 13-0005                         |         |    |    | 20 | 68 | 80  |    |    |    |     |     |     |   |  |
|   |   | 82-   |   | •   | M/T, Ch 17D000001-17D641909     | 14-0005                         |         |    |    | 21 | 94 | 97  |    |    |    |     |     |     |   |  |
|   |    | 82-   |   | •   | M/T, Ch 17D000001-17D641909     | 15-1021                         |         | 22 | 30 | 53 | 81 | 48  |    |    |    |     |     | 11  | 2 |  |
|   |   | 82-   |   | •   | M/T, Ch 17D000001-17D641909     | 16-1004                         |         |    |    | 33 |    | 94  |    |    |    |     |     |     |   |  |
|   |  | 82-   | L   |   | Ch 17D000001-17D641909          | 17-0052                         |         | 22 | 33 |    | 81 | 94  |    | 78 |    | 540 | s10 |     |   |  |
| 1.8 GTI Cabrio (82 kW) Eng. DX/ EV/ PB  |  | 8/83-7/84   |   | •   | Ch 15E000001-15E035000          | 13-0005                         |         |    |    | 20 | 68 | 80  |    |    |    |     |     |     |   |  |
|   |   | 8/84-89   |   | •   | Ch 15F000001-15N040000          | 13-0048                         |         |    |    | 22 | 83 | 79  |    |    |    |     |     |     |   |  |
|   |  | 8/83-7/84   |   |   | •                               | Ch 15E000001-15E035000          | 14-0005 |    |    |    | 21 | 94  | 97 |    |    |     |     |     |   |  |
|   |   | 8/83-7/84   |   | •   | Ch 15E000001-15E035000          | 15-1021                         |         | 22 | 30 | 53 | 81 | 48  |    |    |    |     |     | 11  | 2 |  |
|   |  | 8/84-89   |   | •   | Ch 15F000001-15N040000          | 15-1009                         |         | 22 | 30 | 53 | 90 | 49  |    |    |    |     |     | 11  | 2 |  |
|   |   | 8/83-7/84   |   | •   | Ch 15E000001-15E035000          | 16-1004                         |         |    |    | 33 |    | 94  |    |    |    |     |     |     |   |  |
|   |   | 8/84-89   | L   | •   | Ch 15F000001-15N040000          | 16-1010B                        |         |    |    | 33 |    | 100 |    |    |    |     |     |     |   |  |
|   |  | 8/84-89   | R   | •   | Ch 15F000001-15N040000          | 16-1010A                        |         |    |    | 33 |    | 100 |    |    |    |     |     |     |   |  |
|   |   | 8/83-7/84   | L   |   |                                 | Ch 15E000001-15E035000          | 17-0052 |    | 22 | 33 |    | 81  | 94 |    | 78 |     | 540 | s10 |   |  |
|  | 8/87-89   | L   |   |   | Ch 15F000001-15N040000          | 17-0339                         |         | 22 | 33 |    | 90 | 100 |    | 78 |    | 532 | s10 |     |   |  |

| Golf II (19E, 1G1) '83-'92           |    | L/R        |  |  | NOTE                        | METELLI ref. | ABS     | A  | B  | C  | D  | E  | F  | H | I  | L | M   | Fig |   |  |
|--------------------------------------|---|------------|---|---|-----------------------------|--------------|---------|----|----|----|----|----|----|---|----|---|-----|-----|---|--|
| 1.0 (33 kW) Eng. GN                  |    | 83-85      |   | ●   | M/T, Ch 17D641910-1GN158228 | 13-0005      |         |    |    | 20 | 68 | 80 |    |   |    |   |     |     |   |  |
|                                      |    | 83-85      |   | ●   | M/T, Ch 17D641910-1GN158228 | 14-0004      |         |    |    | 21 | 89 | 97 |    |   |    |   |     |     |   |  |
|                                      |    | 83-85      |   | ●   | M/T, Ch 17D641910-1GN158228 | 15-1021      |         | 22 | 30 | 53 | 81 | 48 |    |   |    |   |     | 11  | 2 |  |
|                                      |    | 83-85      |   | ●   | M/T, Ch 17D641910-1GN158228 | 16-1003      |         |    | 33 |    | 92 |    |    |   |    |   |     |     |   |  |
|                                      |    | 83-85      | L   |   |                             | M/T          | 17-0121 |    | 22 | 33 |    | 81 | 94 |   | 78 |   | 562 | s10 |   |  |
|                                      |   | 83-85      | R   |   |                             | M/T          | 17-0003 |    | 22 | 33 |    | 81 | 94 |   | 78 |   | 774 | s10 |   |  |
| 1.0 (37 kW) Eng. HZ                  |    | 85-91      |   | ●   | M/T, Ch 17D641910-1GN158228 | 13-0005      |         |    |    | 20 | 68 | 80 |    |   |    |   |     |     |   |  |
|                                      |    | 85-91      |   | ●   | M/T, Ch 17D641910-1GN158228 | 14-0004      |         |    |    | 21 | 89 | 97 |    |   |    |   |     |     |   |  |
|                                      |    | 85-91      |   | ●   | M/T, Ch 17D641910-1GN158228 | 15-1021      |         | 22 | 30 | 53 | 81 | 48 |    |   |    |   |     | 11  | 2 |  |
|                                      |    | 85-91      |   | ●   | M/T, Ch 17D641910-1GN158228 | 16-1003      |         |    | 33 |    | 92 |    |    |   |    |   |     |     |   |  |
|                                      |    | 85-91      | L   |   |                             | M/T          | 17-0121 |    | 22 | 33 |    | 81 | 94 |   | 78 |   | 562 | s10 |   |  |
|                                      |   | 85-91      | R   |   |                             | M/T          | 17-0003 |    | 22 | 33 |    | 81 | 94 |   | 78 |   | 774 | s10 |   |  |
| 1.3 (37 kW) Eng. NU                  |    | 85-87      |   | ●   | M/T, Ch 17D641910-1GN300000 | 13-0005      |         |    |    | 20 | 68 | 80 |    |   |    |   |     |     |   |  |
|                                      |    | 85-87      |   | ●   | M/T, Ch 17D641910-1GN300000 | 14-0004      |         |    |    | 21 | 89 | 97 |    |   |    |   |     |     |   |  |
|                                      |    | 85-87      |   | ●   | M/T, Ch 17D641910-1GN300000 | 15-1021      |         | 22 | 30 | 53 | 81 | 48 |    |   |    |   |     | 11  | 2 |  |
|                                      |    | 85-87      |   | ●   | M/T, Ch 17D641910-1GN300000 | 16-1003      |         |    | 33 |    | 92 |    |    |   |    |   |     |     |   |  |
|                                      |    | 85-87      | L   |   |                             | M/T          | 17-0121 |    | 22 | 33 |    | 81 | 94 |   | 78 |   | 562 | s10 |   |  |
|                                      |   | 85-87      | R   |   |                             | M/T          | 17-0003 |    | 22 | 33 |    | 81 | 94 |   | 78 |   | 774 | s10 |   |  |
| 1.3 (44 kW) Eng. GT                  |   | 83-86      |   | ●   | M/T, Ch 17D641910-1GN300000 | 13-0005      |         |    |    | 20 | 68 | 80 |    |   |    |   |     |     |   |  |
|                                      |  | 83-86      |   | ●   | M/T, Ch 17D641910-1GN300000 | 14-0004      |         |    |    | 21 | 89 | 97 |    |   |    |   |     |     |   |  |
|                                      |  | 83-86      |   | ●   | M/T, Ch 17D641910-1GN300000 | 15-1021      |         | 22 | 30 | 53 | 81 | 48 |    |   |    |   |     | 11  | 2 |  |
|                                      |  | 83-86      |   | ●   | M/T, Ch 17D641910-1GN300000 | 16-1003      |         |    | 33 |    | 92 |    |    |   |    |   |     |     |   |  |
|                                      |  | 83-86      | L   |   |                             | M/T          | 17-0121 |    | 22 | 33 |    | 81 | 94 |   | 78 |   | 562 | s10 |   |  |
|                                      |   | 83-86      | R   |   |                             | M/T          | 17-0003 |    | 22 | 33 |    | 81 | 94 |   | 78 |   | 774 | s10 |   |  |
| 1.3, Kat (40 kW) Eng. 2G/ HK/ MH/ NZ |  | 8/83-7/92  |   | ●   | M/T, Ch 17D641910-1GN300000 | 13-0005      |         |    |    | 20 | 68 | 80 |    |   |    |   |     |     |   |  |
|                                      |  | 8/83-7/92  |   | ●   | M/T, Ch 17D641910-1GN300000 | 14-0004      |         |    |    | 21 | 89 | 97 |    |   |    |   |     |     |   |  |
|                                      |  | 8/83-7/92  |   | ●   | M/T, Ch 17D641910-1GN300000 | 15-1021      |         | 22 | 30 | 53 | 81 | 48 |    |   |    |   |     | 11  | 2 |  |
|                                      |  | 8/83-7/92  |   | ●   | M/T, Ch 17D641910-1GN300000 | 16-1003      |         |    | 33 |    | 92 |    |    |   |    |   |     |     |   |  |
|                                      |  | 8/83-12/92 | L   |   |                             | M/T          | 17-0121 |    | 22 | 33 |    | 81 | 94 |   | 78 |   | 562 | s10 |   |  |
|                                      |   | 8/83-12/92 | R   |   |                             | M/T          | 17-0003 |    | 22 | 33 |    | 81 | 94 |   | 78 |   | 774 | s10 |   |  |

| Golf II (19E, 1G1) '83-'92 |    | L/R        |  |  | NOTE    | METELLI ref.           | ABS     | A  | B  | C  | D  | E  | F  | H  | I | L   | M   | Fig |
|----------------------------|---|------------|---|---|---------|------------------------|---------|----|----|----|----|----|----|----|---|-----|-----|-----|
| 1.6 (51 kW) Eng. PN/ EZA   |    | 86-12/92   |   | •   | M/T+A/T | 13-0005                |         |    |    | 20 | 68 | 80 |    |    |   |     |     |     |
|                            |    | 86-12/92   |   | •   | M/T+A/T | 14-0005                |         |    |    | 21 | 94 | 97 |    |    |   |     |     |     |
|                            |    | 86-12/92   |   | •   | M/T+A/T | 15-1021                |         | 22 | 30 | 53 | 81 | 48 |    |    |   |     | 11  | 2   |
|                            |    | 86-12/92   |   | •   | M/T+A/T | 16-1004                |         |    | 33 |    | 94 |    |    |    |   |     |     |     |
|                            |    | 86-12/92   | L   |   |         | M/T+A/T, Ch 17D641910- | 17-0002 | 22 | 33 |    | 81 | 94 |    | 78 |   |     | 540 | s10 |
|                            |    | 86-12/92   | R   |   |         | M/T+A/T, Ch 17D641910- | 17-0003 | 22 | 33 |    | 81 | 94 |    | 78 |   |     | 774 | s10 |
| 1.6 (53 kW) Eng. RF(KAT)   |    | 86-91      |   | •   | M/T+A/T | 13-0005                |         |    |    | 20 | 68 | 80 |    |    |   |     |     |     |
|                            |    | 86-91      |   | •   | M/T+A/T | 14-0005                |         |    |    | 21 | 94 | 97 |    |    |   |     |     |     |
|                            |    | 86-91      |   | •   | M/T+A/T | 15-1021                |         | 22 | 30 | 53 | 81 | 48 |    |    |   |     | 11  | 2   |
|                            |    | 86-91      |   | •   | M/T+A/T | 16-1004                |         |    | 33 |    | 94 |    |    |    |   |     |     |     |
|                            |    | 86-91      | L   |   |         | M/T+A/T, Ch 17D641910- | 17-0002 | 22 | 33 |    | 81 | 94 |    | 78 |   |     | 540 | s10 |
|                            |    | 86-91      | R   |   |         | M/T+A/T, Ch 17D641910- | 17-0003 | 22 | 33 |    | 81 | 94 |    | 78 |   |     | 774 | s10 |
| 1.6 (55 kW) Eng. EZ/ HM    |    | 83-91      |   | •   | M/T+A/T | 13-0005                |         |    |    | 20 | 68 | 80 |    |    |   |     |     |     |
|                            |    | 83-91      |   | •   | M/T+A/T | 14-0005                |         |    |    | 21 | 94 | 97 |    |    |   |     |     |     |
|                            |    | 83-91      |   | •   | M/T+A/T | 15-1021                |         | 22 | 30 | 53 | 81 | 48 |    |    |   |     | 11  | 2   |
|                            |    | 83-91      |   | •   | M/T+A/T | 16-1004                |         |    | 33 |    | 94 |    |    |    |   |     |     |     |
|                            |   | 83-91      | L   |   |         | M/T+A/T, Ch 17D641910- | 17-0002 | 22 | 33 |    | 81 | 94 |    | 78 |   |     | 540 | s10 |
|                            |  | 83-91      | R   |   |         | M/T+A/T, Ch 17D641910- | 17-0003 | 22 | 33 |    | 81 | 94 |    | 78 |   |     | 774 | s10 |
| 1.6 D (37 kW) Eng. CS      |  | 83-91      | L   |   |         | 17-0002                | 22      | 33 |    | 81 | 94 |    | 78 |    |   | 540 | s10 |     |
|                            |  | 83-91      | R   |   |         | 17-0003                | 22      | 33 |    | 81 | 94 |    | 78 |    |   | 774 | s10 |     |
| 1.6 D (40 kW) Eng. JP/ ME  |  | 83-10/91   |   | •   | M/T     | 13-0005                |         |    |    | 20 | 68 | 80 |    |    |   |     |     |     |
|                            |  | 83-10/91   |   | •   | M/T     | 14-0005                |         |    |    | 21 | 94 | 97 |    |    |   |     |     |     |
|                            |  | 83-10/91   |   | •   | M/T     | 15-1021                |         | 22 | 30 | 53 | 81 | 48 |    |    |   |     | 11  | 2   |
|                            |  | 83-10/91   |   | •   | M/T     | 16-1004                |         |    | 33 |    | 94 |    |    |    |   |     |     |     |
|                            |  | 8/83-10/91 | L   |   |         | Ch 17D641910-1GN158228 | 17-0002 | 22 | 33 |    | 81 | 94 |    | 78 |   |     | 540 | s10 |
|                            |  | 8/83-10/91 | R   |   |         | Ch 17D641910-1GN158228 | 17-0003 | 22 | 33 |    | 81 | 94 |    | 78 |   |     | 774 | s10 |
| 1.6 TD (44 kW) Eng. 1V     |  | 89-91      |   | •   | M/T     | 13-0005                |         |    |    | 20 | 68 | 80 |    |    |   |     |     |     |
|                            |  | 89-91      |   | •   | M/T     | 14-0005                |         |    |    | 21 | 94 | 97 |    |    |   |     |     |     |
|                            |  | 89-91      |   | •   | M/T     | 15-1021                |         | 22 | 30 | 53 | 81 | 48 |    |    |   |     | 11  | 2   |
|                            |  | 89-91      |   | •   | M/T     | 16-1004                |         |    | 33 |    | 94 |    |    |    |   |     |     |     |
|                            |  | 89-91      | L   |   |         | Ch 17D641910-1GN158228 | 17-0002 | 22 | 33 |    | 81 | 94 |    | 78 |   |     | 540 | s10 |
|                            |  | 89-91      | R   |   |         | Ch 17D641910-1GN158228 | 17-0003 | 22 | 33 |    | 81 | 94 |    | 78 |   |     | 774 | s10 |














VOLKSWAGEN






















| Golf II (19E, 1G1) '83-'92  |    | L/R        |  |  | NOTE               | METELLI ref.                    | ABS      | A  | B  | C  | D  | E   | F  | H | I  | L | M   | Fig |   |
|-----------------------------|---|------------|---|---|--------------------|---------------------------------|----------|----|----|----|----|-----|----|---|----|---|-----|-----|---|
| 1.6 TD (51 kW) Eng. JR/ MF  |    | 83-10/91   |   | ●   | M/T                | 13-0005                         |          |    |    | 20 | 68 | 80  |    |   |    |   |     |     |   |
|                             |    | 83-10/91   |   |   | ●                  | M/T                             | 14-0005  |    |    | 21 | 94 | 97  |    |   |    |   |     |     |   |
|                             |    | 83-10/91   |   | ●   | M/T                | 15-1021                         |          | 22 | 30 | 53 | 81 | 48  |    |   |    |   | 11  | 2   |   |
|                             |    | 83-10/91   |   |   | ●                  | M/T                             | 16-1004  |    |    | 33 |    | 94  |    |   |    |   |     |     |   |
|                             |    | 8/83-10/91 | L   |   |                    | Ch 17D641910-1GN158228          | 17-0002  |    | 22 | 33 |    | 81  | 94 |   | 78 |   | 540 | s10 |   |
|                             |   | 8/83-10/91 | R   |   |                    | Ch 17D641910-1GN158228          | 17-0003  |    | 22 | 33 |    | 81  | 94 |   | 78 |   | 774 | s10 |   |
| 1.6 TD (59 kW) Eng. RA/ SB  |    | 89-91      |   | ●   | M/T                | 13-0005                         |          |    |    | 20 | 68 | 80  |    |   |    |   |     |     |   |
|                             |    | 89-91      |   |   | ●                  | M/T                             | 14-0005  |    |    | 21 | 94 | 97  |    |   |    |   |     |     |   |
|                             |    | 89-91      |   | ●   | M/T                | 15-1021                         |          | 22 | 30 | 53 | 81 | 48  |    |   |    |   | 11  | 2   |   |
|                             |    | 89-91      |   |   | ●                  | M/T                             | 16-1004  |    |    | 33 |    | 94  |    |   |    |   |     |     |   |
|                             |    | 89-91      | L   |   |                    | Ch 17D641910-1GN158228          | 17-0002  |    | 22 | 33 |    | 81  | 94 |   | 78 |   | 540 | s10 |   |
|                             |   | 89-91      | R   |   |                    | Ch 17D641910-1GN158228          | 17-0003  |    | 22 | 33 |    | 81  | 94 |   | 78 |   | 774 | s10 |   |
| 1.8 (62 kW) Eng. RH         |    | 86-1/90    |   | ●   | M/T+A/T            | 13-0005                         |          |    |    | 20 | 68 | 80  |    |   |    |   |     |     |   |
|                             |    | 86-1/90    |   |   | ●                  | M/T                             | 14-0005  |    |    | 21 | 94 | 97  |    |   |    |   |     |     |   |
|                             |    | 86-1/90    |   | ●   | M/T+A/T            | 15-1021                         |          | 22 | 30 | 53 | 81 | 48  |    |   |    |   | 11  | 2   |   |
|                             |    | 86-1/90    |   |   | ●                  | M/T                             | 16-1004  |    |    | 33 |    | 94  |    |   |    |   |     |     |   |
|                             |    | 86-90      | L   |   |                    | M/T+A/T, Ch 19E431737-1GN158228 | 17-0002  |    | 22 | 33 |    | 81  | 94 |   | 78 |   | 540 | s10 |   |
|                             |   | 86-90      | R   |   |                    | M/T+A/T, Ch 19E431737-1GN158228 | 17-0003  |    | 22 | 33 |    | 81  | 94 |   | 78 |   | 774 | s10 |   |
| 1.8 (66 kW) Eng. HV/ GU/ GX |    | 86-1/90    |   | ●   | M/T+A/T            | 13-0005                         |          |    |    | 20 | 68 | 80  |    |   |    |   |     |     |   |
|                             |   | 91-        |   | ●   | M/T, Ch 1HN000001- | 13-0048                         |          |    |    | 22 | 83 | 79  |    |   |    |   |     |     |   |
|                             |   | 86-1/90    |   |   | ●                  | M/T                             | 14-0005  |    |    | 21 | 94 | 97  |    |   |    |   |     |     |   |
|                             |  | 86-1/90    |   | ●   | M/T+A/T            | 15-1021                         |          | 22 | 30 | 53 | 81 | 48  |    |   |    |   |     | 11  | 2 |
|                             |   | 91-        |   | ●   | M/T, Ch 1HN000001- | 15-1009                         |          | 22 | 30 | 53 | 90 | 49  |    |   |    |   |     | 11  | 2 |
|                             |  | 86-1/90    |   |   | ●                  | M/T                             | 16-1004  |    |    | 33 |    | 94  |    |   |    |   |     |     |   |
|                             |   | 91-        | L   |   | ●                  | M/T, Ch 1HN000001-              | 16-1010B |    |    | 33 |    | 100 |    |   |    |   |     |     |   |
|                             |   | 91-        | R   |   | ●                  | FWD, M/T, Ch 1HN000001-         | 16-1010A |    |    | 33 |    | 100 |    |   |    |   |     |     |   |
|                             |  | 86-91      | L   |   |                    | M/T+A/T, Ch 19E431737-1GN158228 | 17-0002  |    | 22 | 33 |    | 81  | 94 |   | 78 |   | 540 | s10 |   |
|                             |   | 86-91      | R   |   |                    | M/T+A/T, Ch 19E431737-1GN158228 | 17-0003  |    | 22 | 33 |    | 81  | 94 |   | 78 |   | 774 | s10 |   |



















| Golf II (19E, 1G1) '83-'92          |   | L/R      |  |  | NOTE                        | METELLI ref.                | ABS             | A  | B  | C  | D  | E   | F   | H | I  | L | M  | Fig |     |  |
|-------------------------------------|--|----------|---|---|-----------------------------|-----------------------------|-----------------|----|----|----|----|-----|-----|---|----|---|----|-----|-----|--|
| 1.8 16v (102 kW) Eng. KR            |   | 86-90    |   | •   | M/T, Ch 19E431737-1GN158228 | <b>13-0048</b>              |                 |    |    | 22 | 83 | 79  |     |   |    |   |    |     |     |  |
|                                     |   | 86-90    |   | •   | M/T, Ch 19E431737-1GN158228 | <b>15-1009</b>              |                 | 22 | 30 | 53 | 90 | 49  |     |   |    |   | 11 | 2   |     |  |
|                                     |   | 86-90    | L   |   | •                           | M/T, Ch 19E431737-1GN158228 | <b>16-1010B</b> |    |    | 33 |    | 100 |     |   |    |   |    |     |     |  |
|                                     |  | 86-90    | R   |   | •                           | M/T, Ch 19E431737-1GN158228 | <b>16-1010A</b> |    |    | 33 |    | 100 |     |   |    |   |    |     |     |  |
|                                     |   | 86-90    | L   |   |                             | -ABS                        | <b>17-0339</b>  |    | 22 | 33 |    | 90  | 100 |   | 78 |   |    | 532 | s10 |  |
|                                     |  | 86-90    | R   |   |                             |                             | <b>17-0615</b>  |    | 22 | 33 |    | 90  | 100 |   | 78 |   |    | 769 | s10 |  |
| 1.8 16v GTi (95 kW) Eng. PL         |   | 86-10/91 |   | •   | M/T, Ch 19E431737-1GN158228 | <b>13-0048</b>              |                 |    |    | 22 | 83 | 79  |     |   |    |   |    |     |     |  |
|                                     |   | 86-10/91 |   | •   | M/T, Ch 19E431737-1GN158228 | <b>15-1009</b>              |                 | 22 | 30 | 53 | 90 | 49  |     |   |    |   |    | 11  | 2   |  |
|                                     |   | 86-10/91 | L   |   | •                           | M/T, Ch 19E431737-1GN158228 | <b>16-1010B</b> |    |    | 33 |    | 100 |     |   |    |   |    |     |     |  |
|                                     |  | 86-10/91 | R   |   | •                           | M/T, Ch 19E431737-1GN158228 | <b>16-1010A</b> |    |    | 33 |    | 100 |     |   |    |   |    |     |     |  |
|                                     |   | 86-10/91 | L   |   |                             | -ABS                        | <b>17-0339</b>  |    | 22 | 33 |    | 90  | 100 |   | 78 |   |    | 532 | s10 |  |
|                                     |  | 86-10/91 | R   |   |                             |                             | <b>17-0615</b>  |    | 22 | 33 |    | 90  | 100 |   | 78 |   |    | 769 | s10 |  |
| 1.8 GTI (82 kW) Eng. DX/ EV/ GZ/ PB |   | 83-10/91 |   | •   | M/T, Ch 19E431737-1GN158228 | <b>13-0048</b>              |                 |    |    | 22 | 83 | 79  |     |   |    |   |    |     |     |  |
|                                     |   | 83-10/91 |   | •   | M/T, Ch 19E431737-1GN158228 | <b>15-1009</b>              |                 | 22 | 30 | 53 | 90 | 49  |     |   |    |   |    | 11  | 2   |  |
|                                     |   | 83-10/91 | L   |   | •                           | M/T, Ch 19E431737-1GN158228 | <b>16-1010B</b> |    |    | 33 |    | 100 |     |   |    |   |    |     |     |  |
|                                     |  | 83-10/91 | R   |   | •                           | M/T, Ch 19E431737-1GN158228 | <b>16-1010A</b> |    |    | 33 |    | 100 |     |   |    |   |    |     |     |  |
|                                     |   | 83-10/91 | L   |   |                             | -ABS                        | <b>17-0339</b>  |    | 22 | 33 |    | 90  | 100 |   | 78 |   |    | 532 | s10 |  |
|                                     |  | 83-10/91 | R   |   |                             |                             | <b>17-0615</b>  |    | 22 | 33 |    | 90  | 100 |   | 78 |   |    | 769 | s10 |  |
| 1.8 GTI, Kat (79 kW) Eng. PF/ RD    |   | 85-10/91 |   | •   | M/T, Ch 19E431737-1GN158228 | <b>13-0048</b>              |                 |    |    | 22 | 83 | 79  |     |   |    |   |    |     |     |  |
|                                     |   | 85-10/91 |   | •   | M/T, Ch 19E431737-1GN158228 | <b>15-1009</b>              |                 | 22 | 30 | 53 | 90 | 49  |     |   |    |   |    | 11  | 2   |  |
|                                     |  | 85-10/91 | L   |   | •                           | M/T, Ch 19E431737-1GN158228 | <b>16-1010B</b> |    |    | 33 |    | 100 |     |   |    |   |    |     |     |  |
|                                     |  | 85-10/91 | R   |   | •                           | M/T, Ch 19E431737-1GN158228 | <b>16-1010A</b> |    |    | 33 |    | 100 |     |   |    |   |    |     |     |  |







































VOLKSWAGEN
























| Golf II (19E, 1G1) '83-'92     |   |  | L/R |  |  | NOTE                             | METELLI ref. | ABS | A  | B  | C  | D   | E   | F | H  | I | L | M   | Fig |   |
|--------------------------------|---|---|-----|---|---|----------------------------------|--------------|-----|----|----|----|-----|-----|---|----|---|---|-----|-----|---|
| 1.8 Syncro (66 kW) Eng. GU/ GX |    | 86-1/90   |     | •   |   | FWD, M/T                         | 13-0005      |     |    |    | 20 | 68  | 80  |   |    |   |   |     |     |   |
|                                |   | 86-91   |     | •   |   | RWD, M/T, Ch 19G000001-1GM990000 | 13-0035      |     |    |    | 20 | 68  | 80  |   |    |   |   |     |     |   |
|                                |   | 91-   |     | •   |   | FWD, M/T, Ch 1HN000001-          | 13-0048      |     |    |    | 22 | 83  | 79  |   |    |   |   |     |     |   |
|                                |    | 86-1/90   |     | •   |   | FWD, M/T                         | 14-0005      |     |    |    | 21 | 94  | 97  |   |    |   |   |     |     |   |
|                                |   | 86-91   |     | •   |   | RWD, M/T, Ch 19G000001-1GM990000 | 14-0005      |     |    |    | 21 | 94  | 97  |   |    |   |   |     |     |   |
|                                |    | 86-1/90   |     | •   |   | FWD, M/T                         | 15-1021      |     | 22 | 30 | 53 | 81  | 48  |   |    |   |   |     | 11  | 2 |
|                                |   | 86-91   |     | •   |   | RWD, M/T, Ch 19G000001-1GM990000 | 15-1096      |     | 22 | 30 | 51 | 81  | 48  |   |    |   |   |     | 11  | 2 |
|                                |   | 91-   |     | •   |   | FWD, M/T, Ch 1HN000001-          | 15-1009      |     | 22 | 30 | 53 | 90  | 49  |   |    |   |   |     | 11  | 2 |
|                                |    | 86-1/90   |     | •   |   | FWD, M/T                         | 16-1004      |     |    | 33 |    | 94  |     |   |    |   |   |     |     |   |
|                                |   | 86-91   |     | •   |   | RWD, M/T, Ch 19G000001-1GM990000 | 16-1004      |     |    | 33 |    | 94  |     |   |    |   |   |     |     |   |
|                                |   | 91-   | L   | •   |   | FWD, M/T, Ch 1HN000001-          | 16-1010B     |     |    | 33 |    | 100 |     |   |    |   |   |     |     |   |
|                                |   | 91-   | R   | •   |   | FWD, M/T, Ch 1HN000001-          | 16-1010A     |     |    | 33 |    | 100 |     |   |    |   |   |     |     |   |
|                                |    | 8/89-   | L   |   |   | FWD                              | 17-0339      |     | 22 | 33 |    | 90  | 100 |   | 78 |   |   | 532 | s10 |   |
|                                |   | 86-7/89   | L   |   |   | FWD                              | 17-0002      |     | 22 | 33 |    | 81  | 94  |   | 78 |   |   | 540 | s10 |   |
|                                |   | 86-7/89   | R   |   |   | FWD                              | 17-0189      |     | 22 | 33 |    | 81  | 94  |   | 78 |   |   | 609 | s10 |   |
| 1.8 Syncro (72 kW) Eng. 1P     |    | 88-1/90   |     | •   |   | FWD, M/T                         | 13-0005      |     |    |    | 20 | 68  | 80  |   |    |   |   |     |     |   |
|                                |   | 88-91   |     | •   |   | RWD, M/T, Ch 19G000001-1GM990000 | 13-0035      |     |    |    | 20 | 68  | 80  |   |    |   |   |     |     |   |
|                                |   | 91-   |     | •   |   | FWD, M/T, Ch 1HN000001-          | 13-0048      |     |    |    | 22 | 83  | 79  |   |    |   |   |     |     |   |
|                                |    | 88-91   |     | •   |   | RWD, M/T, Ch 19G000001-1GM990000 | 14-0005      |     |    |    | 21 | 94  | 97  |   |    |   |   |     |     |   |
|                                |   | 88-1/90   |     | •   |   | FWD, M/T                         | 15-1021      |     | 22 | 30 | 53 | 81  | 48  |   |    |   |   |     | 11  | 2 |
|                                |    | 88-91   |     | •   |   | RWD, M/T, Ch 19G000001-1GM990000 | 15-1096      |     | 22 | 30 | 51 | 81  | 48  |   |    |   |   |     | 11  | 2 |
|                                |   | 91-   |     | •   |   | FWD, M/T, Ch 1HN000001-          | 15-1009      |     | 22 | 30 | 53 | 90  | 49  |   |    |   |   |     | 11  | 2 |
|                                |   | 88-1/90   |     | •   |   | FWD, M/T                         | 16-1004      |     |    | 33 |    | 94  |     |   |    |   |   |     |     |   |
|                                |  | 88-91   |     | •   |   | RWD, M/T, Ch 19G000001-1GM990000 | 16-1004      |     |    | 33 |    | 94  |     |   |    |   |   |     |     |   |
|                                |   | 91-   | L   | •   |   | FWD, M/T, Ch 1HN000001-          | 16-1010B     |     |    | 33 |    | 100 |     |   |    |   |   |     |     |   |
|                                |   | 91-   | R   | •   |   | FWD, M/T, Ch 1HN000001-          | 16-1010A     |     |    | 33 |    | 100 |     |   |    |   |   |     |     |   |
|                                |   | 8/89-   | L   |   |   | FWD                              | 17-0339      |     | 22 | 33 |    | 90  | 100 |   | 78 |   |   | 532 | s10 |   |
|                                |  | 88-7/89   | L   |   |   | FWD                              | 17-0002      |     | 22 | 33 |    | 81  | 94  |   | 78 |   |   | 540 | s10 |   |
|                                |   | 88-7/89   | R   |   |   | FWD                              | 17-0189      |     | 22 | 33 |    | 81  | 94  |   | 78 |   |   | 609 | s10 |   |

| <b>Golf II (19E, 1G1) '83-'92</b>   |   |  | L/R |  |  | NOTE                            | METELLI ref.    | ABS | A  | B  | C  | D   | E  | F  | H  | I   | L   | M   | Fig |   |
|---|---|---|-----|---|---|---------------------------------|-----------------|-----|----|----|----|-----|----|----|----|-----|-----|-----|-----|---|
| 1.8, Syncro (66 kW) Eng. RP   |    | 86-1/90   |     | •   |   | M/T+A/T                         | <b>13-0005</b>  |     |    |    | 20 | 68  | 80 |    |    |     |     |     |     |   |
|   |   | 91-   |     | •   |   | M/T, Ch 1HN000001-              | <b>13-0048</b>  |     |    |    | 22 | 83  | 79 |    |    |     |     |     |     |   |
|   |    | 86-1/90   |     |   | •   | M/T                             | <b>14-0005</b>  |     |    |    | 21 | 94  | 97 |    |    |     |     |     |     |   |
|   |    | 86-1/90   |     | •   |   | M/T+A/T                         | <b>15-1021</b>  |     | 22 | 30 | 53 | 81  | 48 |    |    |     |     | 11  | 2   |   |
|   |   | 91-   |     | •   |   | M/T, Ch 1HN000001-              | <b>15-1009</b>  |     | 22 | 30 | 53 | 90  | 49 |    |    |     |     |     | 11  | 2 |
|   |    | 86-1/90   |     |   | •   | M/T                             | <b>16-1004</b>  |     |    | 33 |    | 94  |    |    |    |     |     |     |     |   |
|   |   | 91-   | L   |   | •   | M/T, Ch 1HN000001-              | <b>16-1010B</b> |     |    | 33 |    | 100 |    |    |    |     |     |     |     |   |
|   |   | 91-   | R   |   | •   | FWD, M/T, Ch 1HN000001-         | <b>16-1010A</b> |     |    | 33 |    | 100 |    |    |    |     |     |     |     |   |
|  | 86-91   | L   |     |   |   | M/T+A/T, Ch 19E431737-1GN158228 | <b>17-0002</b>  |     | 22 | 33 |    | 81  | 94 |    | 78 |     | 540 | s10 |     |   |
|   | 86-91   | R   |     |   |   | M/T+A/T, Ch 19E431737-1GN158228 | <b>17-0003</b>  |     | 22 | 33 |    | 81  | 94 |    | 78 |     | 774 | s10 |     |   |
| <b>Golf III (1H1) '91-'99</b>   |   |  | L/R |  |  | NOTE                            | METELLI ref.    | ABS | A  | B  | C  | D   | E  | F  | H  | I   | L   | M   | Fig |   |
| 1.4 (40 kW) Eng. ABD  |    | 10/91-8/97  |     | •   |   | M/T                             | <b>13-0005</b>  |     |    |    | 20 | 68  | 80 |    |    |     |     |     |     |   |
|   |    | 10/91-8/97  |     |   | •   | M/T, Ch -1HSP70000              | <b>14-0004</b>  |     |    |    | 21 | 89  | 97 |    |    |     |     |     |     |   |
|   |    | 10/91-8/97  |     | •   |   | M/T                             | <b>15-1021</b>  |     | 22 | 30 | 53 | 81  | 48 |    |    |     |     |     | 11  | 2 |
|   |    | 10/91-8/97  |     |   | •   | M/T, Ch -1HSP70000              | <b>16-1003</b>  |     |    | 33 |    | 92  |    |    |    |     |     |     |     |   |
|   |    | 11/91-  | L   |   |   | -ABS                            | <b>17-0352</b>  |     | 22 | 33 |    | 81  | 94 |    | 78 |     | 583 | s10 |     |   |
|   |   | 11/91-7/92  | R   |   |   | -ABS, M/T                       | <b>17-0355</b>  |     | 22 | 33 |    | 81  | 94 |    | 78 |     | 796 | s10 |     |   |
|   | 8/92-   | R   |     |   | -ABS  | <b>17-0353</b>                  |                 | 22  | 33 |    | 81 | 94  |    | 78 |    | 782 | s10 |     |     |   |
| 1.4 (44 kW) Eng. AEX/ APQ   |    | 10/91-8/97  |     | •   |   | M/T                             | <b>13-0005</b>  |     |    |    | 20 | 68  | 80 |    |    |     |     |     |     |   |
|   |   | 10/91-8/97  |     |   | •   | M/T, Ch -1HSP70000              | <b>14-0004</b>  |     |    |    | 21 | 89  | 97 |    |    |     |     |     |     |   |
|   |   | 10/91-8/97  |     |   | •   | M/T, Ch 1HT000001-              | <b>14-0005</b>  |     |    |    | 21 | 94  | 97 |    |    |     |     |     |     |   |
|   |  | 10/91-8/97  |     | •   |   | M/T                             | <b>15-1021</b>  |     | 22 | 30 | 53 | 81  | 48 |    |    |     |     |     | 11  | 2 |
|   |  | 10/91-8/97  |     |   | •   | M/T, Ch -1HSP70000              | <b>16-1003</b>  |     |    | 33 |    | 92  |    |    |    |     |     |     |     |   |
|   |   | 10/91-8/97  |     |   | •   | M/T, Ch 1HT000001-              | <b>16-1004</b>  |     |    | 33 |    | 94  |    |    |    |     |     |     |     |   |
|   |  | 11/91-  | L   |   |   | -ABS                            | <b>17-0352</b>  |     | 22 | 33 |    | 81  | 94 |    | 78 |     | 583 | s10 |     |   |
|   |   | 11/91-7/92  | R   |   |   | -ABS, M/T                       | <b>17-0355</b>  |     | 22 | 33 |    | 81  | 94 |    | 78 |     | 796 | s10 |     |   |
|   | 8/92-   | R   |     |   | -ABS  | <b>17-0353</b>                  |                 | 22  | 33 |    | 81 | 94  |    | 78 |    | 782 | s10 |     |     |   |















| <b>Golf III (1H1) '91-'99</b>          |    | L/R     |  |  | NOTE      | METELLI ref.       | ABS            | A  | B  | C  | D  | E  | F   | H  | I  | L   | M   | Fig |    |   |  |
|--|---|---------|---|---|-----------|--------------------|----------------|----|----|----|----|----|-----|----|----|-----|-----|-----|----|---|--|
| 1.6 (55 kW) Eng. ABU                   |    | 92-8/97 |   | ●   | M/T       | <b>13-0005</b>     |                |    |    | 20 | 68 | 80 |     |    |    |     |     |     |    |   |  |
|  |    | 92-8/97 |   |   | ●         | M/T, Ch -1HS180000 | <b>14-0004</b> |    |    |    | 21 | 89 | 97  |    |    |     |     |     |    |   |  |
|  |   | 92-8/97 |   |   | ●         | M/T, Ch 1HS180001- | <b>14-0005</b> |    |    |    | 21 | 94 | 97  |    |    |     |     |     |    |   |  |
|  |    | 92-8/97 |   | ●   | M/T       | <b>15-1021</b>     |                | 22 | 30 | 53 | 81 | 48 |     |    |    |     |     | 11  | 2  |   |  |
|  |    | 92-8/97 |   |   | ●         | M/T, Ch -1HS180000 | <b>16-1003</b> |    |    | 33 |    | 92 |     |    |    |     |     |     |    |   |  |
|  |   | 92-8/97 |   |   | ●         | M/T, Ch 1HS180001- | <b>16-1004</b> |    |    | 33 |    | 94 |     |    |    |     |     |     |    |   |  |
|  |    | 10/94-  | L   |   |           | -ABS, M/T          | <b>17-0121</b> | 22 | 33 |    |    | 81 | 94  |    | 78 |     | 562 | s10 |    |   |  |
|  |   | 10/94-  | R   |   |           | -ABS, M/T          | <b>17-0355</b> | 22 | 33 |    |    | 81 | 94  |    | 78 |     | 796 | s10 |    |   |  |
| 9/92-9/94                              |   | L       |   |   | -ABS      | <b>17-0352</b>     | 22             | 33 |    |    | 81 | 94 |     | 78 |    | 583 | s10 |     |    |   |  |
| 9/92-9/94                              |   | R       |   |   | -ABS, M/T | <b>17-0355</b>     | 22             | 33 |    |    | 81 | 94 |     | 78 |    | 796 | s10 |     |    |   |  |
| 1.6 (55 kW) Eng. AEA/ AEE              |    | 92-8/97 |   | ●   | M/T       | <b>13-0005</b>     |                |    |    | 20 | 68 | 80 |     |    |    |     |     |     |    |   |  |
|  |    | 92-8/97 |   |   | ●         | M/T, Ch -1HS180000 | <b>14-0004</b> |    |    |    | 21 | 89 | 97  |    |    |     |     |     |    |   |  |
|  |   | 92-8/97 |   |   | ●         | M/T, Ch 1HS180001- | <b>14-0005</b> |    |    |    | 21 | 94 | 97  |    |    |     |     |     |    |   |  |
|  |    | 92-8/97 |   | ●   | M/T       | <b>15-1021</b>     |                | 22 | 30 | 53 | 81 | 48 |     |    |    |     |     | 11  | 2  |   |  |
|  |    | 92-8/97 |   |   | ●         | M/T, Ch -1HS180000 | <b>16-1003</b> |    |    | 33 |    | 92 |     |    |    |     |     |     |    |   |  |
|  |   | 92-8/97 |   |   | ●         | M/T, Ch 1HS180001- | <b>16-1004</b> |    |    | 33 |    | 94 |     |    |    |     |     |     |    |   |  |
|  |    | 10/94-  | L   |   |           | -ABS, M/T          | <b>17-0121</b> | 22 | 33 |    |    | 81 | 94  |    | 78 |     | 562 | s10 |    |   |  |
|  |   | 10/94-  | R   |   |           | -ABS, M/T          | <b>17-0355</b> | 22 | 33 |    |    | 81 | 94  |    | 78 |     | 796 | s10 |    |   |  |
| 9/92-9/94                              |   | L       |   |   | -ABS      | <b>17-0352</b>     | 22             | 33 |    |    | 81 | 94 |     | 78 |    | 583 | s10 |     |    |   |  |
| 9/92-9/94                              |   | R       |   |   | -ABS, M/T | <b>17-0355</b>     | 22             | 33 |    |    | 81 | 94 |     | 78 |    | 796 | s10 |     |    |   |  |
| 1.6, Cabrio (74 kW) Eng. AEK/ AFT/ AKS |    | 94-97   |   | ●   | A/T       | <b>13-0048</b>     |                |    |    | 22 | 83 | 79 |     |    |    |     |     |     |    |   |  |
|  |   | 94-97   |   | ●   | M/T       | <b>13-0005</b>     |                |    |    | 20 | 68 | 80 |     |    |    |     |     |     |    |   |  |
|  |  | 94-97   |   |   | ●         | M/T, Ch 1HS180001- | <b>14-0005</b> |    |    |    | 21 | 94 | 97  |    |    |     |     |     |    |   |  |
|  |  | 94-97   |   |   | ●         | A/T                | <b>15-1009</b> |    | 22 | 30 | 53 | 90 | 49  |    |    |     |     |     | 11 | 2 |  |
|  |   | 94-97   |   |   | ●         | M/T                | <b>15-1021</b> |    | 22 | 30 | 53 | 81 | 48  |    |    |     |     |     | 11 | 2 |  |
|  |  | 94-97   |   |   | ●         | M/T, Ch 1HS180001- | <b>16-1004</b> |    |    | 33 |    | 94 |     |    |    |     |     |     |    |   |  |
|  |  | 94-97   | L   |   |           | M/T                | <b>17-0121</b> | 22 | 33 |    |    | 81 | 94  |    | 78 |     | 562 | s10 |    |   |  |
|  |   | 94-97   | L   |   |           | A/T                | <b>17-0751</b> | 22 |    |    |    | 90 | 100 |    | 78 | 32  | 547 | s1  |    |   |  |
| 94-97                                  |   | R       |   |   | M/T       | <b>17-0355</b>     | 22             | 33 |    |    | 81 | 94 |     | 78 |    | 796 | s10 |     |    |   |  |
| 94-97                                  |   | R       |   |   | A/T       | <b>17-0752</b>     | 22             |    |    |    | 90 |    |     | 78 |    | 780 | s1  |     |    |   |  |

| Golf III (1H1) '91-'99      |    | L/R        |  |  | NOTE                         | METELLI ref.                 | ABS             | A  | B  | C  | D   | E   | F  | H   | I   | L   | M  | Fig |  |  |
|-----------------------------|---|------------|---|---|------------------------------|------------------------------|-----------------|----|----|----|-----|-----|----|-----|-----|-----|----|-----|--|--|
| 1.8 (55 kW) Eng. AAM        |    | 11/91-8/97 |   | ●   | FWD, M/T+A/T, Ch -1HR9900000 | <b>13-0048</b>               |                 |    |    | 22 | 83  | 79  |    |     |     |     |    |     |  |  |
|                             |    | 11/91-8/97 |   | ●   | FWD, M/T+A/T, Ch -1HR9900000 | <b>15-1009</b>               | 22              | 30 | 53 | 90 | 49  |     |    |     |     |     | 11 | 2   |  |  |
|                             |    | 11/91-8/97 | L   |   | ●                            | FWD, M/T+A/T, Ch -1HR9900000 | <b>16-1010B</b> |    |    | 33 | 100 |     |    |     |     |     |    |     |  |  |
|                             |   | 11/91-8/97 | R   |   | ●                            | FWD, M/T+A/T, Ch -1HR9900000 | <b>16-1010A</b> |    |    | 33 | 100 |     |    |     |     |     |    |     |  |  |
|                             |    | 8/94-97    | L   |   |                              | A/T                          | <b>17-0751</b>  | 22 |    |    | 90  | 100 | 78 | 32  | 547 | s1  |    |     |  |  |
|                             |   | 8/94-97    | R   |   |                              | A/T                          | <b>17-0752</b>  | 22 |    |    | 90  |     | 78 |     | 780 | s1  |    |     |  |  |
|                             |   | 91-7/94    | L   |   |                              | A/T                          | <b>17-0187</b>  | 22 | 33 |    | 90  | 100 | 78 |     | 552 | s10 |    |     |  |  |
|                             |   | 91-7/94    | R   |   |                              | A/T                          | <b>17-0188</b>  | 22 | 33 |    | 90  | 100 | 78 |     | 792 | s10 |    |     |  |  |
|                             |   | 91-97      | L   |   |                              | M/T                          | <b>17-0187</b>  | 22 | 33 |    | 90  | 100 | 78 |     | 552 | s10 |    |     |  |  |
|                             |   | 91-97      | R   |   |                              | M/T                          | <b>17-0188</b>  | 22 | 33 |    | 90  | 100 | 78 |     | 792 | s10 |    |     |  |  |
| 1.8 (66 kW) Eng. ABS/ ADZ   |    | 11/91-8/97 |   | ●   | FWD, M/T+A/T, Ch -1HR9900000 | <b>13-0048</b>               |                 |    |    | 22 | 83  | 79  |    |     |     |     |    |     |  |  |
|                             |    | 11/91-8/97 |   | ●   | FWD, M/T+A/T, Ch -1HR9900000 | <b>15-1009</b>               | 22              | 30 | 53 | 90 | 49  |     |    |     |     |     | 11 | 2   |  |  |
|                             |    | 11/91-8/97 | L   |   | ●                            | FWD, M/T+A/T, Ch -1HR9900000 | <b>16-1010B</b> |    |    | 33 | 100 |     |    |     |     |     |    |     |  |  |
|                             |   | 11/91-8/97 | R   |   | ●                            | FWD, M/T+A/T, Ch -1HR9900000 | <b>16-1010A</b> |    |    | 33 | 100 |     |    |     |     |     |    |     |  |  |
|                             |    | 11/91-     | L   |   |                              | M/T                          | <b>17-0187</b>  | 22 | 33 |    | 90  | 100 | 78 |     | 552 | s10 |    |     |  |  |
|                             |   | 11/91-     | R   |   |                              | M/T                          | <b>17-0188</b>  | 22 | 33 |    | 90  | 100 | 78 |     | 792 | s10 |    |     |  |  |
|                             |   | 94-97      | L   |   |                              | A/T                          | <b>17-0751</b>  | 22 |    |    | 90  | 100 | 78 | 32  | 547 | s1  |    |     |  |  |
|                             |   | 94-97      | R   |   |                              | A/T                          | <b>17-0752</b>  | 22 |    |    | 90  |     | 78 |     | 780 | s1  |    |     |  |  |
| 1.8 Cabrio (55 kW) Eng. AAM |    | 9/93-      |   | ●   | M/T+A/T, Ch 1ER000001-       | <b>13-0048</b>               |                 |    |    | 22 | 83  | 79  |    |     |     |     |    |     |  |  |
|                             |    | 9/93-      |   | ●   | M/T+A/T, Ch 1ER000001-       | <b>15-1009</b>               | 22              | 30 | 53 | 90 | 49  |     |    |     |     |     | 11 | 2   |  |  |
|                             |   | 9/93-      | L   |   | ●                            | M/T+A/T, Ch 1ER000001-       | <b>16-1010B</b> |    |    | 33 | 100 |     |    |     |     |     |    |     |  |  |
|                             |   | 9/93-      | R   |   | ●                            | M/T+A/T, Ch 1ER000001-       | <b>16-1010A</b> |    |    | 33 | 100 |     |    |     |     |     |    |     |  |  |
|                             |  | 8/94-97    | L   |   |                              | A/T                          | <b>17-0751</b>  | 22 |    |    | 90  | 100 | 78 | 32  | 547 | s1  |    |     |  |  |
|                             |   | 8/94-97    | R   |   |                              | A/T                          | <b>17-0752</b>  | 22 |    |    | 90  |     | 78 |     | 780 | s1  |    |     |  |  |
|                             |   | 91-7/94    | L   |   |                              | A/T                          | <b>17-0187</b>  | 22 | 33 |    | 90  | 100 | 78 |     | 552 | s10 |    |     |  |  |
|                             |   | 91-7/94    | R   |   |                              | A/T                          | <b>17-0188</b>  | 22 | 33 |    | 90  | 100 | 78 |     | 792 | s10 |    |     |  |  |
|                             |   | 91-97      | L   |   |                              | M/T                          | <b>17-0187</b>  | 22 | 33 |    | 90  | 100 | 78 |     | 552 | s10 |    |     |  |  |
| 91-97                       |   | R          |   |   | M/T                          | <b>17-0188</b>               | 22              | 33 |    | 90 | 100 | 78  |    | 792 | s10 |     |    |     |  |  |






















| Golf III (1H1) '91-'99            |    | L/R        |  |  | NOTE                         | METELLI ref.                 | ABS             | A  | B  | C  | D  | E   | F   | H  | I   | L   | M   | Fig |     |   |
|-----------------------------------|---|------------|---|---|------------------------------|------------------------------|-----------------|----|----|----|----|-----|-----|----|-----|-----|-----|-----|-----|---|
| 1.8 Cabrio (66 kW) Eng. ABS/ ADZ  |    | 9/93-      |   | •   | M/T+A/T, Ch 1ER000001-       | <b>13-0048</b>               |                 |    |    | 22 | 83 | 79  |     |    |     |     |     |     |     |   |
|                                   |    | 9/93-      |   | •   | M/T+A/T, Ch 1ER000001-       | <b>15-1009</b>               |                 | 22 | 30 | 53 | 90 | 49  |     |    |     |     |     | 11  | 2   |   |
|                                   |    | 9/93-      | L   |   | •                            | M/T+A/T, Ch 1ER000001-       | <b>16-1010B</b> |    |    | 33 |    | 100 |     |    |     |     |     |     |     |   |
|                                   |   | 9/93-      | R   |   | •                            | M/T+A/T, Ch 1ER000001-       | <b>16-1010A</b> |    |    | 33 |    | 100 |     |    |     |     |     |     |     |   |
|                                   |    | 9/93-      | L   |   |                              | M/T                          | <b>17-0187</b>  |    | 22 | 33 |    | 90  | 100 |    | 78  |     | 552 |     | s10 |   |
|                                   |   | 9/93-      | R   |   |                              | M/T                          | <b>17-0188</b>  |    | 22 | 33 |    | 90  | 100 |    | 78  |     | 792 |     | s10 |   |
|                                   |   | 94-97      | L   |   |                              | A/T                          | <b>17-0751</b>  |    | 22 |    |    | 90  | 100 |    | 78  | 32  | 547 |     | s1  |   |
| 94-97                             | R   |            |   | A/T   | <b>17-0752</b>               |                              | 22              |    |    |    | 90 |     |     | 78 |     | 780 |     | s1  |     |   |
| 1.8 GT (66 kW) Eng. ABS/ ACC/ ADZ |    | 11/91-8/97 |   | •   | FWD, M/T+A/T, Ch -1HR9900000 | <b>13-0048</b>               |                 |    |    | 22 | 83 | 79  |     |    |     |     |     |     |     |   |
|                                   |    | 11/91-8/97 |   | •   | FWD, M/T+A/T, Ch -1HR9900000 | <b>15-1009</b>               |                 | 22 | 30 | 53 | 90 | 49  |     |    |     |     |     | 11  | 2   |   |
|                                   |    | 11/91-8/97 | L   |   | •                            | FWD, M/T+A/T, Ch -1HR9900000 | <b>16-1010B</b> |    |    | 33 |    | 100 |     |    |     |     |     |     |     |   |
|                                   |   | 11/91-8/97 | R   |   | •                            | FWD, M/T+A/T, Ch -1HR9900000 | <b>16-1010A</b> |    |    | 33 |    | 100 |     |    |     |     |     |     |     |   |
|                                   |    | 11/91-     | L   |   |                              | M/T                          | <b>17-0187</b>  |    | 22 | 33 |    | 90  | 100 |    | 78  |     | 552 |     | s10 |   |
|                                   |   | 11/91-     | R   |   |                              | M/T                          | <b>17-0188</b>  |    | 22 | 33 |    | 90  | 100 |    | 78  |     | 792 |     | s10 |   |
|                                   |   | 94-97      | L   |   |                              | A/T                          | <b>17-0751</b>  |    | 22 |    |    | 90  | 100 |    | 78  | 32  | 547 |     | s1  |   |
| 94-97                             | R   |            |   | A/T   | <b>17-0752</b>               |                              | 22              |    |    |    | 90 |     |     | 78 |     | 780 |     | s1  |     |   |
| 1.8 Syncro (66 kW) Eng. ADZ       |    | 11/91-8/97 |   | •   | FWD, M/T+A/T, Ch -1HR9900000 | <b>13-0048</b>               |                 |    |    | 22 | 83 | 79  |     |    |     |     |     |     |     |   |
|                                   |    | 11/91-8/97 |   | •   | RWD, M/T                     | <b>14-0005</b>               |                 |    |    | 21 | 94 | 97  |     |    |     |     |     |     |     |   |
|                                   |    | 11/91-8/97 |   | •   | FWD, M/T+A/T, Ch -1HR9900000 | <b>15-1009</b>               |                 | 22 | 30 | 53 | 90 | 49  |     |    |     |     |     | 11  | 2   |   |
|                                   |    | 11/91-8/97 |   |   | •                            | RWD, M/T                     | <b>16-1004</b>  |    |    | 33 |    | 94  |     |    |     |     |     |     |     |   |
|                                   |   | 11/91-8/97 | L   |   | •                            | FWD, M/T+A/T, Ch -1HR9900000 | <b>16-1010B</b> |    |    | 33 |    | 100 |     |    |     |     |     |     |     |   |
|                                   |  | 11/91-8/97 | R   |   | •                            | FWD, M/T+A/T, Ch -1HR9900000 | <b>16-1010A</b> |    |    | 33 |    | 100 |     |    |     |     |     |     |     |   |
|                                   |   | 94-97      | L   |   |                              | FWD, A/T                     | <b>17-0751</b>  |    | 22 |    |    | 90  | 100 |    | 78  | 32  | 547 |     | s1  |   |
| 94-97                             | R   |            |   |   | FWD, A/T                     | <b>17-0752</b>               |                 | 22 |    |    | 90 |     |     | 78 |     | 780 |     | s1  |     |   |
| 1.9 D (48 kW) Eng. 1Y             |  | 11/91-     |   | •   | M/T                          | <b>13-0005</b>               |                 |    |    | 20 | 68 | 80  |     |    |     |     |     |     |     |   |
|                                   |   | 11/91-     |   | •   | M/T, Ch -1HR9900000          | <b>13-0048</b>               |                 |    |    | 22 | 83 | 79  |     |    |     |     |     |     |     |   |
|                                   |  | 11/91-     |   | •   | M/T                          | <b>14-0005</b>               |                 |    |    | 21 | 94 | 97  |     |    |     |     |     |     |     |   |
|                                   |  | 11/91-     |   | •   | M/T                          | <b>15-1021</b>               |                 | 22 | 30 | 53 | 81 | 48  |     |    |     |     |     |     | 11  | 2 |
|                                   |   | 11/91-     |   | •   | M/T, Ch -1HR9900000          | <b>15-1009</b>               |                 | 22 | 30 | 53 | 90 | 49  |     |    |     |     |     |     | 11  | 2 |
|                                   |  | 11/91-     |   |   | •                            | M/T                          | <b>16-1004</b>  |    |    | 33 |    | 94  |     |    |     |     |     |     |     |   |
|                                   |   | 11/91-     | L   |   | •                            | M/T, Ch -1HR9900000          | <b>16-1010B</b> |    |    | 33 |    | 100 |     |    |     |     |     |     |     |   |
|                                   |  | 11/91-     | R   |   | •                            | M/T, Ch -1HR9900000          | <b>16-1010A</b> |    |    | 33 |    | 100 |     |    |     |     |     |     |     |   |
| 11/91-                            |   | L          |   |   | M/T                          | <b>17-0121</b>               |                 | 22 | 33 |    | 81 | 94  |     | 78 |     | 562 |     | s10 |     |   |
| 11/91-                            | R   |            |   | -ABS, M/T   | <b>17-0355</b>               |                              | 22              | 33 |    | 81 | 94 |     | 78  |    | 796 |     | s10 |     |     |   |






















| Golf III (1H1) '91-'99        |    | L/R     |  |  | NOTE                    | METELLI ref.            | ABS      | A  | B  | C  | D   | E   | F   | H  | I  | L   | M   | Fig |  |
|-------------------------------|---|---------|---|---|-------------------------|-------------------------|----------|----|----|----|-----|-----|-----|----|----|-----|-----|-----|--|
| 1.9 SDi (47 kW) Eng. AEY      |    | 97-     |   | •   | M/T                     | 13-0005                 |          |    |    | 20 | 68  | 80  |     |    |    |     |     |     |  |
|                               |    | 97-     |   |   | •                       | M/T                     | 14-0005  |    |    | 21 | 94  | 97  |     |    |    |     |     |     |  |
|                               |    | 97-     |   | •   | M/T                     | 15-1021                 |          | 22 | 30 | 53 | 81  | 48  |     |    |    |     | 11  | 2   |  |
|                               |    | 97-     |   |   | •                       | M/T                     | 16-1004  |    |    | 33 | 94  |     |     |    |    |     |     |     |  |
|                               |    | 97-     | L   |   |                         | -ABS, M/T               | 17-0121  |    | 22 | 33 |     | 81  | 94  |    | 78 |     | 562 | s10 |  |
|                               |   | 97-     | R   |   |                         | -ABS, M/T               | 17-0355  |    | 22 | 33 |     | 81  | 94  |    | 78 |     | 796 | s10 |  |
| 1.9 TD (55 kW) Eng. AAZ       |    | 11/91-  |   | •   | M/T+A/T, Ch -1HR9900000 | 13-0048                 |          |    |    | 22 | 83  | 79  |     |    |    |     |     |     |  |
|                               |    | 11/91-  |   | •   | M/T+A/T, Ch -1HR9900000 | 15-1009                 |          | 22 | 30 | 53 | 90  | 49  |     |    |    |     | 11  | 2   |  |
|                               |    | 11/91-  | L   |   | •                       | M/T+A/T, Ch -1HR9900000 | 16-1010B |    |    | 33 | 100 |     |     |    |    |     |     |     |  |
|                               |   | 11/91-  | R   |   | •                       | M/T+A/T, Ch -1HR9900000 | 16-1010A |    |    | 33 | 100 |     |     |    |    |     |     |     |  |
|                               |    | 8/94-97 | L   |   |                         | A/T                     | 17-0751  |    | 22 |    |     | 90  | 100 |    | 78 | 32  | 547 | s1  |  |
|                               |   | 8/94-97 | R   |   |                         | A/T                     | 17-0752  |    | 22 |    |     | 90  |     |    | 78 |     | 780 | s1  |  |
|                               |   | 91-7/94 | L   |   |                         | A/T                     | 17-0187  |    | 22 | 33 |     | 90  | 100 |    | 78 |     | 552 | s10 |  |
|                               |   | 91-7/94 | R   |   |                         | A/T                     | 17-0188  |    | 22 | 33 |     | 90  | 100 |    | 78 |     | 792 | s10 |  |
|                               |   | 91-97   | L   |   |                         | M/T                     | 17-0187  |    | 22 | 33 |     | 90  | 100 |    | 78 |     | 552 | s10 |  |
| 91-97                         |   | R       |   |   | M/T                     | 17-0188                 |          | 22 | 33 |    | 90  | 100 |     | 78 |    | 792 | s10 |     |  |
| 1.9 TDi (66 kW) Eng. 1Z       |    | 93-99   |   | •   | M/T                     | 13-0048                 |          |    |    | 22 | 83  | 79  |     |    |    |     |     |     |  |
|                               |    | 93-99   |   | •   | M/T                     | 15-1009                 |          | 22 | 30 | 53 | 90  | 49  |     |    |    |     | 11  | 2   |  |
|                               |    | 93-99   | L   |   | •                       | M/T                     | 16-1010B |    |    | 33 | 100 |     |     |    |    |     |     |     |  |
|                               |   | 93-99   | R   |   | •                       | M/T                     | 16-1010A |    |    | 33 | 100 |     |     |    |    |     |     |     |  |
|                               |   | 9/93-   | L   |   |                         |                         | 17-0123  |    | 22 | 33 |     | 90  | 100 |    | 78 |     | 551 | s10 |  |
|                               |   | 9/93-   | R   |   |                         |                         | 17-0124  |    | 22 | 33 |     | 90  | 100 |    | 78 |     | 783 | s10 |  |
| 1.9 TDi (66 kW) Eng. AHU/ ALE |  | 93-99   |   | •   | M/T                     | 13-0048                 |          |    |    | 22 | 83  | 79  |     |    |    |     |     |     |  |
|                               |  | 93-99   |   | •   | M/T                     | 15-1009                 |          | 22 | 30 | 53 | 90  | 49  |     |    |    |     | 11  | 2   |  |
|                               |  | 93-99   | L   |   | •                       | M/T                     | 16-1010B |    |    | 33 | 100 |     |     |    |    |     |     |     |  |
|                               |   | 93-99   | R   |   | •                       | M/T                     | 16-1010A |    |    | 33 | 100 |     |     |    |    |     |     |     |  |
|                               |  | 9/93-   | L   |   |                         |                         | 17-0123  |    | 22 | 33 |     | 90  | 100 |    | 78 |     | 551 | s10 |  |
|                               |   | 9/93-   | R   |   |                         |                         | 17-0124  |    | 22 | 33 |     | 90  | 100 |    | 78 |     | 783 | s10 |  |
| 1.9 TDi (81 kW) Eng. AFN      |  | 96-     |   | •   | M/T+A/T, Ch -1HR9900000 | 13-0048                 |          |    |    | 22 | 83  | 79  |     |    |    |     |     |     |  |
|                               |  | 96-     |   | •   | M/T+A/T, Ch -1HR9900000 | 15-1009                 |          | 22 | 30 | 53 | 90  | 49  |     |    |    |     | 11  | 2   |  |
|                               |  | 96-     | L   |   | •                       | M/T+A/T, Ch -1HR9900000 | 16-1010B |    |    | 33 | 100 |     |     |    |    |     |     |     |  |
|                               |   | 96-     | R   |   | •                       | M/T+A/T, Ch -1HR9900000 | 16-1010A |    |    | 33 | 100 |     |     |    |    |     |     |     |  |








































| Golf III (1H1) '91-'99         |    | L/R        |  |  | NOTE                   | METELLI ref.           | ABS             | A  | B    | C  | D   | E   | F  | H  | I   | L   | M   | Fig |   |
|--------------------------------|---|------------|---|---|------------------------|------------------------|-----------------|----|------|----|-----|-----|----|----|-----|-----|-----|-----|---|
| 2.0 (85 kW) Eng. 2E            |    | 11/91-     |   | •   | M/T                    | <b>13-0152</b>         |                 |    |      | 26 | 87  | 117 |    |    |     |     |     |     |   |
|                                |   | 11/91-8/97 |   | •   | A/T, Ch -1HR9900000    | <b>13-0048</b>         |                 |    |      | 22 | 83  | 79  |    |    |     |     |     |     |   |
|                                |    | 11/91-     |   | •   | M/T                    | <b>15-1189</b>         | 36              | 30 | 52,8 | 90 | 40  |     |    |    |     |     |     | 11  | 2 |
|                                |   | 11/91-8/97 |   | •   | A/T, Ch -1HR9900000    | <b>15-1009</b>         | 22              | 30 | 53   | 90 | 49  |     |    |    |     |     |     | 11  | 2 |
|                                |    | 11/91-8/97 | L   |   | •                      | A/T, Ch -1HR9900000    | <b>16-1010B</b> |    |      | 33 |     | 100 |    |    |     |     |     |     |   |
|                                |   | 11/91-8/97 | R   |   | •                      | A/T, Ch -1HR9900000    | <b>16-1010A</b> |    |      | 33 |     | 100 |    |    |     |     |     |     |   |
|                                |    | 8/94-97    | L   |   |                        | A/T                    | <b>17-0751</b>  | 22 |      |    | 90  | 100 |    | 78 | 32  | 547 | s1  |     |   |
|                                |   | 8/94-97    | R   |   |                        | A/T                    | <b>17-0752</b>  | 22 |      |    | 90  |     |    | 78 |     | 780 | s1  |     |   |
|                                |   | 91-7/94    | L   |   |                        | A/T                    | <b>17-0187</b>  | 22 | 33   |    | 90  | 100 |    | 78 |     | 552 | s10 |     |   |
|                                |   | 91-7/94    | L   |   |                        | M/T                    | <b>17-0358</b>  | 36 | 33   |    | 90  | 100 |    | 78 |     | 553 | s10 |     |   |
|                                |   | 91-7/94    | R   |   |                        | A/T                    | <b>17-0188</b>  | 22 | 33   |    | 90  | 100 |    | 78 |     | 792 | s10 |     |   |
|                                |   | 91-7/94    | R   |   |                        | M/T                    | <b>17-0357</b>  | 36 | 33   |    | 90  | 100 |    | 78 |     | 783 | s10 |     |   |
| 2.0 (85 kW) Eng. ADY/ AGG/ AKR |    | 11/91-     |   | •   | M/T                    | <b>13-0152</b>         |                 |    |      | 26 | 87  | 117 |    |    |     |     |     |     |   |
|                                |   | 11/91-8/97 |   | •   | A/T, Ch -1HR9900000    | <b>13-0048</b>         |                 |    |      | 22 | 83  | 79  |    |    |     |     |     |     |   |
|                                |    | 11/91-     |   | •   | M/T                    | <b>15-1189</b>         | 36              | 30 | 52,8 | 90 | 40  |     |    |    |     |     |     | 11  | 2 |
|                                |   | 11/91-8/97 |   | •   | A/T, Ch -1HR9900000    | <b>15-1009</b>         | 22              | 30 | 53   | 90 | 49  |     |    |    |     |     |     | 11  | 2 |
|                                |    | 11/91-8/97 | L   |   | •                      | A/T, Ch -1HR9900000    | <b>16-1010B</b> |    |      | 33 |     | 100 |    |    |     |     |     |     |   |
|                                |   | 11/91-8/97 | R   |   | •                      | A/T, Ch -1HR9900000    | <b>16-1010A</b> |    |      | 33 |     | 100 |    |    |     |     |     |     |   |
|                                |    | 8/94-97    | L   |   |                        | A/T                    | <b>17-0751</b>  | 22 |      |    | 90  | 100 |    | 78 | 32  | 547 | s1  |     |   |
|                                |   | 8/94-97    | R   |   |                        | A/T                    | <b>17-0752</b>  | 22 |      |    | 90  |     |    | 78 |     | 780 | s1  |     |   |
|                                |   | 91-7/94    | L   |   |                        | A/T                    | <b>17-0187</b>  | 22 | 33   |    | 90  | 100 |    | 78 |     | 552 | s10 |     |   |
|                                |   | 91-7/94    | L   |   |                        | M/T                    | <b>17-0358</b>  | 36 | 33   |    | 90  | 100 |    | 78 |     | 553 | s10 |     |   |
|                                |   | 91-7/94    | R   |   |                        | A/T                    | <b>17-0188</b>  | 22 | 33   |    | 90  | 100 |    | 78 |     | 792 | s10 |     |   |
|                                |   | 91-7/94    | R   |   |                        | M/T                    | <b>17-0357</b>  | 36 | 33   |    | 90  | 100 |    | 78 |     | 783 | s10 |     |   |
| 2.0 Cabrio (85 kW) Eng. 2E     |  | 9/93-      |   | •   | M/T+A/T, Ch 1ER000001- | <b>13-0048</b>         |                 |    |      | 22 | 83  | 79  |    |    |     |     |     |     |   |
|                                |   | 9/93-      |   | •   | M/T+A/T, Ch 1ER000001- | <b>15-1009</b>         | 22              | 30 | 53   | 90 | 49  |     |    |    |     |     |     | 11  | 2 |
|                                |  | 9/93-      | L   |   | •                      | M/T+A/T, Ch 1ER000001- | <b>16-1010B</b> |    |      | 33 |     | 100 |    |    |     |     |     |     |   |
|                                |   | 9/93-      | R   |   | •                      | M/T+A/T, Ch 1ER000001- | <b>16-1010A</b> |    |      | 33 |     | 100 |    |    |     |     |     |     |   |
|                                |  | 8/94-97    | L   |   |                        | FWD, A/T               | <b>17-0751</b>  | 22 |      |    | 90  | 100 |    | 78 | 32  | 547 | s1  |     |   |
|                                |   | 8/94-97    | R   |   |                        | FWD, A/T               | <b>17-0752</b>  | 22 |      |    | 90  |     |    | 78 |     | 780 | s1  |     |   |
| 91-7/94                        |   | L          |   |   | FWD, A/T               | <b>17-0187</b>         | 22              | 33 |      | 90 | 100 |     | 78 |    | 552 | s10 |     |     |   |
| 91-7/94                        |   | R          |   |   | FWD, A/T               | <b>17-0188</b>         | 22              | 33 |      | 90 | 100 |     | 78 |    | 792 | s10 |     |     |   |






































| Golf III (1H1) '91-'99                |    | L/R     |  |  | NOTE                    | METELLI ref.            | ABS             | A  | B  | C    | D  | E   | F   | H  | I  | L   | M   | Fig |     |  |
|---------------------------------------|---|---------|---|---|-------------------------|-------------------------|-----------------|----|----|------|----|-----|-----|----|----|-----|-----|-----|-----|--|
| 2.0 Cabrio (85 kW) Eng. ADY/ AGG/ AKR |    | 9/93-   |   | •   | M/T+A/T, Ch 1ER000001-  | <b>13-0048</b>          |                 |    |    | 22   | 83 | 79  |     |    |    |     |     |     |     |  |
|                                       |    | 9/93-   |   | •   | M/T+A/T, Ch 1ER000001-  | <b>15-1009</b>          |                 | 22 | 30 | 53   | 90 | 49  |     |    |    |     |     | 11  | 2   |  |
|                                       |    | 9/93-   | L   |   | •                       | M/T+A/T, Ch 1ER000001-  | <b>16-1010B</b> |    |    | 33   |    | 100 |     |    |    |     |     |     |     |  |
|                                       |   | 9/93-   | R   |   | •                       | M/T+A/T, Ch 1ER000001-  | <b>16-1010A</b> |    |    | 33   |    | 100 |     |    |    |     |     |     |     |  |
|                                       |    | 8/94-97 | L   |   |                         | A/T                     | <b>17-0751</b>  |    | 22 |      |    | 90  | 100 |    | 78 | 32  | 547 |     | s1  |  |
|                                       |   | 8/94-97 | R   |   |                         | A/T                     | <b>17-0752</b>  |    | 22 |      |    | 90  |     |    | 78 |     | 780 |     | s1  |  |
|                                       |   | 91-7/94 | L   |   |                         | A/T                     | <b>17-0187</b>  |    | 22 | 33   |    | 90  | 100 |    | 78 |     | 552 |     | s10 |  |
| 91-7/94                               |   | R       |   |   | A/T                     | <b>17-0188</b>          |                 | 22 | 33 |      | 90 | 100 |     | 78 |    | 792 |     | s10 |     |  |
| 2.0 GTi 16v (110 kW) Eng. ABF         |    | 92-8/97 |   | •   | M/T+A/T, Ch -1HSP700000 | <b>13-0152</b>          |                 |    |    | 26   | 87 | 117 |     |    |    |     |     |     |     |  |
|                                       |    | 92-8/97 |   | •   | M/T+A/T, Ch -1HSP700000 | <b>15-1189</b>          |                 | 36 | 30 | 52,8 | 90 | 40  |     |    |    |     |     | 11  | 2   |  |
|                                       |    | 92-8/97 | L   |   | •                       | M/T+A/T, Ch -1HSP700000 | <b>16-1010B</b> |    |    | 33   |    | 100 |     |    |    |     |     |     |     |  |
|                                       |   | 92-8/97 | R   |   | •                       | M/T+A/T, Ch -1HSP700000 | <b>16-1010A</b> |    |    | 33   |    | 100 |     |    |    |     |     |     |     |  |
|                                       |    | 92-     | L   |   |                         | -ABS                    | <b>17-0358</b>  |    | 36 | 33   |    | 90  | 100 |    | 78 |     | 553 |     | s10 |  |
| 92-                                   |   | R       |   |   | -ABS                    | <b>17-0357</b>          |                 | 36 | 33 |      | 90 | 100 |     | 78 |    | 783 |     | s10 |     |  |
| 2.0 Syncro (85 kW) Eng. 2E            |    | 8/94-97 | L   |   | A/T                     | <b>17-0751</b>          |                 | 22 |    |      | 90 | 100 |     | 78 | 32 | 547 |     | s1  |     |  |
|                                       |   | 8/94-97 | R   |   | A/T                     | <b>17-0752</b>          |                 | 22 |    |      | 90 |     |     | 78 |    | 780 |     | s1  |     |  |
| 2.0 Syncro (85 kW) Eng. ADY/ AGG/ AKR |    | 8/94-97 | L   |   | A/T                     | <b>17-0751</b>          |                 | 22 |    |      | 90 | 100 |     | 78 | 32 | 547 |     | s1  |     |  |
|                                       |   | 8/94-97 | R   |   | A/T                     | <b>17-0752</b>          |                 | 22 |    |      | 90 |     |     | 78 |    | 780 |     | s1  |     |  |
| 2.8 VR6 (128 kW) Eng. AAA             |    | 92-8/97 |   | •   | M/T+A/T, Ch -1HSP700000 | <b>13-0152</b>          |                 |    |    | 26   | 87 | 117 |     |    |    |     |     |     |     |  |
|                                       |    | 92-8/97 |   | •   | M/T+A/T, Ch -1HSP700000 | <b>15-1189</b>          |                 | 36 | 30 | 52,8 | 90 | 40  |     |    |    |     |     | 11  | 2   |  |
|                                       |   | 92-8/97 | L   |   | •                       | M/T+A/T, Ch -1HSP700000 | <b>16-1010B</b> |    |    | 33   |    | 100 |     |    |    |     |     |     |     |  |
|                                       |   | 92-8/97 | R   |   | •                       | M/T+A/T, Ch -1HSP700000 | <b>16-1010A</b> |    |    | 33   |    | 100 |     |    |    |     |     |     |     |  |
|                                       |  | 1/92-   | L   |   |                         | -ABS                    | <b>17-0358</b>  |    | 36 | 33   |    | 90  | 100 |    | 78 |     | 553 |     | s10 |  |
| 1/92-                                 |   | R       |   |   | -ABS                    | <b>17-0357</b>          |                 | 36 | 33 |      | 90 | 100 |     | 78 |    | 783 |     | s10 |     |  |
| 2.9 VR6 (140 kW) Eng. ABV             |  | 94-99   |   | •   | FWD                     | <b>13-0152</b>          |                 |    |    | 26   | 87 | 117 |     |    |    |     |     |     |     |  |
|                                       |  | 94-99   |   | •   | FWD                     | <b>15-1189</b>          |                 | 36 | 30 | 52,8 | 90 | 40  |     |    |    |     |     | 11  | 2   |  |
| 2.9 VR6 Syncro (140 kW) Eng. ABV      |  | 94-99   |   | •   | FWD                     | <b>13-0152</b>          |                 |    |    | 26   | 87 | 117 |     |    |    |     |     |     |     |  |
|                                       |  | 94-99   |   | •   | FWD                     | <b>15-1189</b>          |                 | 36 | 30 | 52,8 | 90 | 40  |     |    |    |     |     | 11  | 2   |  |












| Golf III (1H5) Variant '91-'99 |    | L/R   |  |  | NOTE                        | METELLI ref.       | ABS     | A  | B  | C  | D  | E  | F  | H | I | L   | M   | Fig |   |
|--------------------------------|---|---|---|---|-----------------------------|--------------------|---------|----|----|----|----|----|----|---|---|-----|-----|-----|---|
| 1.4 (40 kW) Eng. ABD           |    | 91-   |   | ●   | M/T, Ch 1HN105002-          | 13-0005            |         |    |    | 20 | 68 | 80 |    |   |   |     |     |     |   |
|                                |    | 91-   |   | ●   | Ch 1HT000001-               | 14-0005            |         |    |    | 21 | 94 | 97 |    |   |   |     |     |     |   |
|                                |   | 91-   |   | ●   | M/T, Ch 1HN105002-          | 14-0004            |         |    |    | 21 | 89 | 97 |    |   |   |     |     |     |   |
|                                |    | 91-   |   | ●   | M/T, Ch 1HN105002-          | 15-1021            |         | 22 | 30 | 53 | 81 | 48 |    |   |   |     |     | 11  | 2 |
|                                |   | 91-   |   | ●   | Ch 1HT000001-               | 16-1004            |         |    | 33 |    | 94 |    |    |   |   |     |     |     |   |
|                                |    | 91-   |   | ●   | M/T, Ch 1HN105002-          | 16-1003            |         |    | 33 |    | 92 |    |    |   |   |     |     |     |   |
|                                |   | 8/92-   | R   |   | M/T                         | 17-0353            |         | 22 | 33 |    | 81 | 94 | 78 |   |   | 782 | s10 |     |   |
|                                |    | 91-   | L   |   | M/T                         | 17-0352            |         | 22 | 33 |    | 81 | 94 | 78 |   |   | 583 | s10 |     |   |
|                                |   | 91-7/92   | R   |   |                             | 17-0355            |         | 22 | 33 |    | 81 | 94 | 78 |   |   | 796 | s10 |     |   |
| 1.4 (44 kW) Eng. AEX/ APQ      |    | 91-   |   | ●   | M/T, Ch 1HN105002-          | 13-0005            |         |    |    | 20 | 68 | 80 |    |   |   |     |     |     |   |
|                                |    | 91-   |   | ●   | Ch 1HT000001-               | 14-0005            |         |    |    | 21 | 94 | 97 |    |   |   |     |     |     |   |
|                                |   | 91-   |   | ●   | M/T, Ch 1HN105002-          | 14-0004            |         |    |    | 21 | 89 | 97 |    |   |   |     |     |     |   |
|                                |    | 91-   |   | ●   | M/T, Ch 1HN105002-          | 15-1021            |         | 22 | 30 | 53 | 81 | 48 |    |   |   |     |     | 11  | 2 |
|                                |   | 91-   |   | ●   | Ch 1HT000001-               | 16-1004            |         |    | 33 |    | 94 |    |    |   |   |     |     |     |   |
|                                |    | 91-   |   | ●   | M/T, Ch 1HN105002-          | 16-1003            |         |    | 33 |    | 92 |    |    |   |   |     |     |     |   |
|                                |   | 8/92-   | R   |   | M/T                         | 17-0353            |         | 22 | 33 |    | 81 | 94 | 78 |   |   | 782 | s10 |     |   |
|                                |    | 91-   | L   |   | M/T                         | 17-0352            |         | 22 | 33 |    | 81 | 94 | 78 |   |   | 583 | s10 |     |   |
|                                |   | 91-7/92   | R   |   |                             | 17-0355            |         | 22 | 33 |    | 81 | 94 | 78 |   |   | 796 | s10 |     |   |
| 1.6 (55 kW) Eng. ABU           |    | 92-97   |   | ●   | M/T, Ch 1HS180001-          | 13-0005            |         |    |    | 20 | 68 | 80 |    |   |   |     |     |     |   |
|                                |    | 92-97   |   | ●   | M/T, Ch 1HP114031-1HS180000 | 14-0004            |         |    |    | 21 | 89 | 97 |    |   |   |     |     |     |   |
|                                |   | 92-97   |   | ●   | M/T, Ch 1HS180001-          | 15-1021            |         | 22 | 30 | 53 | 81 | 48 |    |   |   |     |     | 11  | 2 |
|                                |   | 92-97   |   | ●   | M/T, Ch 1HP114031-1HS180000 | 16-1003            |         |    | 33 |    | 92 |    |    |   |   |     |     |     |   |
|                                |   | 92-97   | L   |   | M/T                         | 17-0352            |         | 22 | 33 |    | 81 | 94 | 78 |   |   | 583 | s10 |     |   |
|                                |  | 92-97   | R   |   | M/T                         | 17-0353            |         | 22 | 33 |    | 81 | 94 | 78 |   |   | 782 | s10 |     |   |
| 1.6 (55 kW) Eng. AEA/ AEE      |   |  | 92-97   |   | ●                           | M/T, Ch 1HS180001- | 13-0005 |    |    |    | 20 | 68 | 80 |   |   |     |     |     |   |
|                                |  | 92-97   |   | ●   | M/T, Ch 1HP114031-1HS180000 | 14-0004            |         |    |    | 21 | 89 | 97 |    |   |   |     |     |     |   |
|                                |   | 92-97   |   | ●   | M/T, Ch 1HS180001-          | 15-1021            |         | 22 | 30 | 53 | 81 | 48 |    |   |   |     |     | 11  | 2 |
|                                |  | 92-97   |   | ●   | M/T, Ch 1HP114031-1HS180000 | 16-1003            |         |    | 33 |    | 92 |    |    |   |   |     |     |     |   |
|                                |   | 92-97   | L   |   | M/T                         | 17-0352            |         | 22 | 33 |    | 81 | 94 | 78 |   |   | 583 | s10 |     |   |
|                                |  | 92-97   | R   |   | M/T                         | 17-0353            |         | 22 | 33 |    | 81 | 94 | 78 |   |   | 782 | s10 |     |   |

























| Golf III (1H5) Variant '91-'99 |   |  | L/R |  |  | NOTE                            | METELLI ref. | ABS | A  | B  | C  | D   | E   | F  | H   | I   | L   | M   | Fig |
|--------------------------------|---|---|-----|---|---|---------------------------------|--------------|-----|----|----|----|-----|-----|----|-----|-----|-----|-----|-----|
| 1.6 (74 kW) Eng. AEK/ AFT/ AKS |    | 94-99   |     | ●   |   | A/T, Ch 1HS000001-              | 13-0048      |     |    |    | 22 | 83  | 79  |    |     |     |     |     |     |
|                                |   | 94-99   |     | ●   |   | M/T, Ch 1HS180001-              | 13-0005      |     |    |    | 20 | 68  | 80  |    |     |     |     |     |     |
|                                |    | 94-99   |     |   | ●   | M/T, Ch 1HS180001-              | 14-0005      |     |    |    | 21 | 94  | 97  |    |     |     |     |     |     |
|                                |    | 94-99   |     | ●   |   | A/T, Ch 1HS000001-              | 15-1009      |     | 22 | 30 | 53 | 90  | 49  |    |     |     |     | 11  | 2   |
|                                |   | 94-99   |     | ●   |   | M/T, Ch 1HS180001-              | 15-1021      |     | 22 | 30 | 53 | 81  | 48  |    |     |     |     | 11  | 2   |
|                                |    | 94-99   |     |   | ●   | M/T, Ch 1HS180001-              | 16-1004      |     |    | 33 |    | 94  |     |    |     |     |     |     |     |
|                                |   | 94-97   | L   |   |   | M/T                             | 17-0121      |     | 22 | 33 |    | 81  | 94  | 78 |     |     | 562 | s10 |     |
|                                |    | 94-97   | L   |   |   | A/T                             | 17-0751      |     | 22 |    |    | 90  | 100 | 78 | 32  | 547 | s1  |     |     |
|                                |   | 94-97   | R   |   |   | M/T                             | 17-0355      |     | 22 | 33 |    | 81  | 94  | 78 |     |     | 796 | s10 |     |
|                                |   | 94-97   | R   |   |   | A/T                             | 17-0752      |     | 22 |    |    | 90  |     | 78 |     |     | 780 | s1  |     |
| 1.8 (55 kW) Eng. AAM           |    | 91-99   |     | ●   |   | M/T+A/T, Ch 1HN105002-1HR990000 | 13-0048      |     |    |    | 22 | 83  | 79  |    |     |     |     |     |     |
|                                |    | 91-99   |     | ●   |   | M/T+A/T, Ch 1HN105002-1HR990000 | 15-1009      |     | 22 | 30 | 53 | 90  | 49  |    |     |     |     | 11  | 2   |
|                                |    | 91-99   | L   |   | ●   | M/T+A/T, Ch 1HN105002-1HR990000 | 16-1010B     |     |    | 33 |    | 100 |     |    |     |     |     |     |     |
|                                |   | 91-99   | R   |   | ●   | M/T+A/T, Ch 1HN105002-1HR990000 | 16-1010A     |     |    | 33 |    | 100 |     |    |     |     |     |     |     |
|                                |   | 8/94-97   | L   |   |   | A/T                             | 17-0751      |     | 22 |    |    | 90  | 100 | 78 | 32  | 547 | s1  |     |     |
|                                |   | 8/94-97   | R   |   |   | A/T                             | 17-0752      |     | 22 |    |    | 90  |     | 78 |     | 780 | s1  |     |     |
|                                |    | 91-7/94   | L   |   |   | A/T                             | 17-0187      |     | 22 | 33 |    | 90  | 100 | 78 |     | 552 | s10 |     |     |
|                                |   | 91-7/94   | R   |   |   | A/T                             | 17-0188      |     | 22 | 33 |    | 90  | 100 | 78 |     | 792 | s10 |     |     |
|                                |   | 91-97   | L   |   |   | M/T                             | 17-0187      |     | 22 | 33 |    | 90  | 100 | 78 |     | 552 | s10 |     |     |
|                                | 91-97   | R   |     |   | M/T   | 17-0188                         |              | 22  | 33 |    | 90 | 100 | 78  |    | 792 | s10 |     |     |     |
| 1.8 (66 kW) Eng. ABS/ ADZ      |   | 91-99   |     | ●   |   | M/T+A/T, Ch 1HN105002-1HR990000 | 13-0048      |     |    |    | 22 | 83  | 79  |    |     |     |     |     |     |
|                                |  | 91-99   |     | ●   |   | M/T+A/T, Ch 1HN105002-1HR990000 | 15-1009      |     | 22 | 30 | 53 | 90  | 49  |    |     |     |     | 11  | 2   |
|                                |  | 91-99   | L   |   | ●   | M/T+A/T, Ch 1HN105002-1HR990000 | 16-1010B     |     |    | 33 |    | 100 |     |    |     |     |     |     |     |
|                                |   | 91-99   | R   |   | ●   | M/T+A/T, Ch 1HN105002-1HR990000 | 16-1010A     |     |    | 33 |    | 100 |     |    |     |     |     |     |     |
|                                |   | 11/91-  | L   |   |   | M/T                             | 17-0187      |     | 22 | 33 |    | 90  | 100 | 78 |     | 552 | s10 |     |     |
|                                |  | 11/91-  | R   |   |   | M/T                             | 17-0188      |     | 22 | 33 |    | 90  | 100 | 78 |     | 792 | s10 |     |     |
|                                |   | 94-97   | L   |   |   | A/T                             | 17-0751      |     | 22 |    |    | 90  | 100 | 78 | 32  | 547 | s1  |     |     |
|                                | 94-97   | R   |     |   | A/T   | 17-0752                         |              | 22  |    |    | 90 |     | 78  |    | 780 | s1  |     |     |     |

| Golf III (1H5) Variant '91-'99   |    | L/R     |  |  | NOTE                            | METELLI ref.                    | ABS             | A  | B  | C  | D   | E   | F   | H  | I   | L   | M   | Fig |  |  |
|----------------------------------|---|---------|---|---|---------------------------------|---------------------------------|-----------------|----|----|----|-----|-----|-----|----|-----|-----|-----|-----|--|--|
| 1.8 Syncro (66 kW) Eng. ABS/ ADZ |    | 91-99   |   | •   | M/T+A/T, Ch 1HN105002-1HR990000 | <b>13-0048</b>                  |                 |    |    | 22 | 83  | 79  |     |    |     |     |     |     |  |  |
|                                  |    | 91-99   |   | •   | M/T+A/T, Ch 1HN105002-1HR990000 | <b>15-1009</b>                  |                 | 22 | 30 | 53 | 90  | 49  |     |    |     |     | 11  | 2   |  |  |
|                                  |    | 91-99   | L   |   | •                               | M/T+A/T, Ch 1HN105002-1HR990000 | <b>16-1010B</b> |    |    | 33 |     | 100 |     |    |     |     |     |     |  |  |
|                                  |   | 91-99   | R   |   | •                               | M/T+A/T, Ch 1HN105002-1HR990000 | <b>16-1010A</b> |    |    | 33 |     | 100 |     |    |     |     |     |     |  |  |
|                                  |    | 11/91-  | L   |   |                                 | FWD, M/T                        | <b>17-0187</b>  |    | 22 | 33 |     | 90  | 100 |    | 78  |     | 552 | s10 |  |  |
|                                  |   | 11/91-  | R   |   |                                 | FWD, M/T                        | <b>17-0188</b>  |    | 22 | 33 |     | 90  | 100 |    | 78  |     | 792 | s10 |  |  |
|                                  |   | 94-97   | L   |   |                                 | FWD, A/T                        | <b>17-0751</b>  |    | 22 |    |     | 90  | 100 |    | 78  | 32  | 547 | s1  |  |  |
| 94-97                            |   | R       |   |   | FWD, A/T                        | <b>17-0752</b>                  |                 | 22 |    |    | 90  |     |     | 78 |     | 780 | s1  |     |  |  |
| 1.9 D (48 kW) Eng. 1Y            |    | 91-99   |   | •   | M/T                             | <b>13-0005</b>                  |                 |    |    | 20 | 68  | 80  |     |    |     |     |     |     |  |  |
|                                  |    | 91-99   |   | •   | M/T                             | <b>14-0005</b>                  |                 |    |    | 21 | 94  | 97  |     |    |     |     |     |     |  |  |
|                                  |    | 91-99   |   | •   | M/T                             | <b>15-1021</b>                  |                 | 22 | 30 | 53 | 81  | 48  |     |    |     |     | 11  | 2   |  |  |
|                                  |    | 91-99   |   | •   | M/T                             | <b>16-1004</b>                  |                 |    | 33 |    | 94  |     |     |    |     |     |     |     |  |  |
|                                  |    | 91-     | L   |   |                                 |                                 | <b>17-0121</b>  |    | 22 | 33 |     | 81  | 94  |    | 78  |     | 562 | s10 |  |  |
|                                  |   | 91-     | R   |   |                                 |                                 | <b>17-0355</b>  |    | 22 | 33 |     | 81  | 94  |    | 78  |     | 796 | s10 |  |  |
| 1.9 SDi (47 kW) Eng. AEY         |    | 97-99   |   | •   | M/T                             | <b>13-0005</b>                  |                 |    |    | 20 | 68  | 80  |     |    |     |     |     |     |  |  |
|                                  |    | 97-99   |   | •   | M/T                             | <b>14-0005</b>                  |                 |    |    | 21 | 94  | 97  |     |    |     |     |     |     |  |  |
|                                  |    | 97-99   |   | •   | M/T                             | <b>15-1021</b>                  |                 | 22 | 30 | 53 | 81  | 48  |     |    |     |     | 11  | 2   |  |  |
|                                  |    | 97-99   |   | •   | M/T                             | <b>16-1004</b>                  |                 |    | 33 |    | 94  |     |     |    |     |     |     |     |  |  |
|                                  |    | 97-     | L   |   |                                 |                                 | <b>17-0121</b>  |    | 22 | 33 |     | 81  | 94  |    | 78  |     | 562 | s10 |  |  |
|                                  |   | 97-     | R   |   |                                 |                                 | <b>17-0355</b>  |    | 22 | 33 |     | 81  | 94  |    | 78  |     | 796 | s10 |  |  |
| 1.9 TD (55 kW) Eng. AAZ          |   | 91-99   |   | •   | M/T+A/T                         | <b>13-0048</b>                  |                 |    |    | 22 | 83  | 79  |     |    |     |     |     |     |  |  |
|                                  |  | 91-99   |   | •   | M/T+A/T                         | <b>15-1009</b>                  |                 | 22 | 30 | 53 | 90  | 49  |     |    |     |     | 11  | 2   |  |  |
|                                  |  | 91-99   | L   |   | •                               | M/T+A/T, Ch -1HR990000          | <b>16-1010B</b> |    |    | 33 |     | 100 |     |    |     |     |     |     |  |  |
|                                  |   | 91-99   | R   |   | •                               | M/T+A/T, Ch -1HR990000          | <b>16-1010A</b> |    |    | 33 |     | 100 |     |    |     |     |     |     |  |  |
|                                  |  | 8/94-97 | L   |   |                                 | A/T                             | <b>17-0751</b>  |    | 22 |    |     | 90  | 100 |    | 78  | 32  | 547 | s1  |  |  |
|                                  |   | 8/94-97 | R   |   |                                 | A/T                             | <b>17-0752</b>  |    | 22 |    |     | 90  |     |    | 78  |     | 780 | s1  |  |  |
|                                  |   | 91-7/94 | L   |   |                                 | A/T                             | <b>17-0187</b>  |    | 22 | 33 |     | 90  | 100 |    | 78  |     | 552 | s10 |  |  |
|                                  |   | 91-7/94 | R   |   |                                 | A/T                             | <b>17-0188</b>  |    | 22 | 33 |     | 90  | 100 |    | 78  |     | 792 | s10 |  |  |
|                                  |   | 91-97   | L   |   |                                 | M/T                             | <b>17-0187</b>  |    | 22 | 33 |     | 90  | 100 |    | 78  |     | 552 | s10 |  |  |
| 91-97                            | R   |         |   | M/T   | <b>17-0188</b>                  |                                 | 22              | 33 |    | 90 | 100 |     | 78  |    | 792 | s10 |     |     |  |  |

























| <b>Golf III (1H5) Variant '91-'99</b> |    | L/R       |  |  | NOTE | METELLI ref.   | ABS             | A  | B  | C  | D  | E   | F   | H | I  | L | M   | Fig |  |
|---------------------------------------|---|-----------|---|---|------|----------------|-----------------|----|----|----|----|-----|-----|---|----|---|-----|-----|--|
| 1.9 TDi (66 kW) Eng. 1Z               |    | 93-99     |   | ●   | M/T  | <b>13-0048</b> |                 |    |    | 22 | 83 | 79  |     |   |    |   |     |     |  |
|                                       |    | 93-99     |   | ●   | M/T  | <b>15-1009</b> |                 | 22 | 30 | 53 | 90 | 49  |     |   |    |   | 11  | 2   |  |
|                                       |    | 93-99     | L   |   | ●    | M/T            | <b>16-1010B</b> |    |    | 33 |    | 100 |     |   |    |   |     |     |  |
|                                       |   | 93-99     | R   |   | ●    | M/T            | <b>16-1010A</b> |    |    | 33 |    | 100 |     |   |    |   |     |     |  |
|                                       |    | 93-99     | L   |   |      | M/T            | <b>17-0123</b>  |    | 22 | 33 |    | 90  | 100 |   | 78 |   | 551 | s10 |  |
|                                       |   | 93-99     | R   |   |      | M/T            | <b>17-0124</b>  |    | 22 | 33 |    | 90  | 100 |   | 78 |   | 783 | s10 |  |
| 1.9 TDi (66 kW) Eng. AHU/ ALE         |    | 93-99     |   | ●   | M/T  | <b>13-0048</b> |                 |    |    | 22 | 83 | 79  |     |   |    |   |     |     |  |
|                                       |    | 93-99     |   | ●   | M/T  | <b>15-1009</b> |                 | 22 | 30 | 53 | 90 | 49  |     |   |    |   | 11  | 2   |  |
|                                       |    | 93-99     | L   |   | ●    | M/T            | <b>16-1010B</b> |    |    | 33 |    | 100 |     |   |    |   |     |     |  |
|                                       |   | 93-99     | R   |   | ●    | M/T            | <b>16-1010A</b> |    |    | 33 |    | 100 |     |   |    |   |     |     |  |
|                                       |    | 93-99     | L   |   |      | M/T            | <b>17-0123</b>  |    | 22 | 33 |    | 90  | 100 |   | 78 |   | 551 | s10 |  |
|                                       |   | 93-99     | R   |   |      | M/T            | <b>17-0124</b>  |    | 22 | 33 |    | 90  | 100 |   | 78 |   | 783 | s10 |  |
| 1.9 TDi (81 kW) Eng. AFN              |    | 96-99     |   | ●   | M/T  | <b>13-0048</b> |                 |    |    | 22 | 83 | 79  |     |   |    |   |     |     |  |
|                                       |    | 96-99     |   | ●   | M/T  | <b>15-1009</b> |                 | 22 | 30 | 53 | 90 | 49  |     |   |    |   | 11  | 2   |  |
|                                       |    | 96-99     | L   |   | ●    | M/T            | <b>16-1010B</b> |    |    | 33 |    | 100 |     |   |    |   |     |     |  |
|                                       |   | 96-99     | R   |   | ●    | M/T            | <b>16-1010A</b> |    |    | 33 |    | 100 |     |   |    |   |     |     |  |
|                                       |    | 96-99     | L   |   |      | M/T            | <b>17-0123</b>  |    | 22 | 33 |    | 90  | 100 |   | 78 |   | 551 | s10 |  |
|                                       |   | 96-99     | R   |   |      | M/T            | <b>17-0124</b>  |    | 22 | 33 |    | 90  | 100 |   | 78 |   | 783 | s10 |  |
| 1.9 TDi Syncro (66 kW) Eng. 1Z        |    | 9/93-4/99 |   | ●   | M/T  | <b>13-0048</b> |                 |    |    | 22 | 83 | 79  |     |   |    |   |     |     |  |
|                                       |    | 9/93-4/99 |   | ●   | M/T  | <b>15-1009</b> |                 | 22 | 30 | 53 | 90 | 49  |     |   |    |   | 11  | 2   |  |
|                                       |   | 93-99     | L   |   | ●    | M/T            | <b>16-1010B</b> |    |    | 33 |    | 100 |     |   |    |   |     |     |  |
|                                       |   | 93-99     | R   |   | ●    | M/T            | <b>16-1010A</b> |    |    | 33 |    | 100 |     |   |    |   |     |     |  |
|                                       |  | 9/93-4/99 | L   |   |      | M/T            | <b>17-0123</b>  |    | 22 | 33 |    | 90  | 100 |   | 78 |   | 551 | s10 |  |
|                                       |   | 9/93-4/99 | R   |   |      | M/T            | <b>17-0124</b>  |    | 22 | 33 |    | 90  | 100 |   | 78 |   | 783 | s10 |  |
| 1.9 TDi Syncro (66 kW) Eng. AHU/ ALE  |  | 9/93-4/99 |   | ●   | M/T  | <b>13-0048</b> |                 |    |    | 22 | 83 | 79  |     |   |    |   |     |     |  |
|                                       |  | 9/93-4/99 |   | ●   | M/T  | <b>15-1009</b> |                 | 22 | 30 | 53 | 90 | 49  |     |   |    |   | 11  | 2   |  |
|                                       |  | 93-99     | L   |   | ●    | M/T            | <b>16-1010B</b> |    |    | 33 |    | 100 |     |   |    |   |     |     |  |
|                                       |   | 93-99     | R   |   | ●    | M/T            | <b>16-1010A</b> |    |    | 33 |    | 100 |     |   |    |   |     |     |  |
|                                       |  | 9/93-4/99 | L   |   |      | M/T            | <b>17-0123</b>  |    | 22 | 33 |    | 90  | 100 |   | 78 |   | 551 | s10 |  |
|                                       |   | 9/93-4/99 | R   |   |      | M/T            | <b>17-0124</b>  |    | 22 | 33 |    | 90  | 100 |   | 78 |   | 783 | s10 |  |

























| Golf III (1H5) Variant '91-'99  |   |    | L/R     |  |  | NOTE  | METELLI ref.              | ABS     | A  | B    | C  | D   | E   | F  | H  | I   | L   | M   | Fig |   |
|---|---|---|---------|---|--|---|---------------------------|---------|----|------|----|-----|-----|----|----|-----|-----|-----|-----|---|
| 2.0 (85 kW) Eng. 2E   |  | 91-99   |         | •   |  | A/T, Exc. Australia/Japan                         | 13-0048                   |         |    |      | 22 | 83  | 79  |    |    |     |     |     |     |   |
|   |   | 91-99   |         | •   |  | M/T, Exc. Australia/Japan                         | 13-0152                   |         |    |      | 26 | 87  | 117 |    |    |     |     |     |     |   |
|   |   | 91-99   |         | •   |  | M/T, Ch 1HS000001-, Australia/Japan, Eng. ADY, 2E | 13-0048                   |         |    |      | 22 | 83  | 79  |    |    |     |     |     |     |   |
|   |  | 91-99   |         | •   |  | A/T, Exc. Australia/Japan                         | 15-1009                   | 22      | 30 | 53   | 90 | 49  |     |    |    |     |     |     | 11  | 2 |
|   |   | 91-99   |         | •   |  | M/T, Exc. Australia/Japan                         | 15-1189                   | 36      | 30 | 52,8 | 90 | 40  |     |    |    |     |     |     | 11  | 2 |
|   |   | 91-99   |         | •   |  | M/T, Ch 1HS000001-, Australia/Japan, Eng. ADY, 2E | 15-1009                   | 22      | 30 | 53   | 90 | 49  |     |    |    |     |     |     | 11  | 2 |
|   |  | 91-99   | L       |   | •  | M/T+A/T, Ch -1HR990000                            | 16-1010B                  |         |    | 33   |    | 100 |     |    |    |     |     |     |     |   |
|   |   | 91-99   | R       |   | •  | M/T+A/T, Ch -1HR990000                            | 16-1010A                  |         |    | 33   |    | 100 |     |    |    |     |     |     |     |   |
|   |  | 8/94-97   | L       |   |  | A/T   | 17-0751                   | 22      |    |      |    | 90  | 100 |    | 78 | 32  | 547 | s1  |     |   |
|   |   | 8/94-97   | R       |   |  | A/T   | 17-0752                   | 22      |    |      |    | 90  |     |    | 78 |     | 780 | s1  |     |   |
|   |   | 91-7/94   | L       |   |  | A/T   | 17-0187                   | 22      | 33 |      |    | 90  | 100 |    | 78 |     | 552 | s10 |     |   |
|   |   | 91-7/94   | L       |   |  | M/T   | 17-0358                   | 36      | 33 |      |    | 90  | 100 |    | 78 |     | 553 | s10 |     |   |
|   |   | 91-7/94   | R       |   |  | A/T   | 17-0188                   | 22      | 33 |      |    | 90  | 100 |    | 78 |     | 792 | s10 |     |   |
|   |   | 91-7/94   | R       |   |  | M/T   | 17-0357                   | 36      | 33 |      |    | 90  | 100 |    | 78 |     | 783 | s10 |     |   |
|   | 2.0 (85 kW) Eng. ADY/ AGG/ AKR  |    | 91-99   |   | •  |   | A/T, Exc. Australia/Japan | 13-0048 |    |      |    | 22  | 83  | 79 |    |     |     |     |     |   |
| 91-99   |   |   |         | •   |  | M/T, Exc. Australia/Japan                         | 13-0152                   |         |    |      | 26 | 87  | 117 |    |    |     |     |     |     |   |
| 91-99   |   |   |         | •   |  | M/T, Ch 1HS000001-, Australia/Japan, Eng. ADY, 2E | 13-0048                   |         |    |      | 22 | 83  | 79  |    |    |     |     |     |     |   |
|    |   | 91-99   |         | •   |  | A/T, Exc. Australia/Japan                         | 15-1009                   | 22      | 30 | 53   | 90 | 49  |     |    |    |     |     |     | 11  | 2 |
|   |   | 91-99   |         | •   |  | M/T, Exc. Australia/Japan                         | 15-1189                   | 36      | 30 | 52,8 | 90 | 40  |     |    |    |     |     |     | 11  | 2 |
|   |   | 91-99   |         | •   |  | M/T, Ch 1HS000001-, Australia/Japan, Eng. ADY, 2E | 15-1009                   | 22      | 30 | 53   | 90 | 49  |     |    |    |     |     |     | 11  | 2 |
|   |   | 91-99   | L       |   | •  | M/T+A/T, Ch -1HR990000                            | 16-1010B                  |         |    | 33   |    | 100 |     |    |    |     |     |     |     |   |
|   |   | 91-99   | R       |   | •  | M/T+A/T, Ch -1HR990000                            | 16-1010A                  |         |    | 33   |    | 100 |     |    |    |     |     |     |     |   |
|  |   | 8/94-97   | L       |   |  | A/T   | 17-0751                   | 22      |    |      |    | 90  | 100 |    | 78 | 32  | 547 | s1  |     |   |
|   |   | 8/94-97   | R       |   |  | A/T   | 17-0752                   | 22      |    |      |    | 90  |     |    | 78 |     | 780 | s1  |     |   |
|   |   | 91-7/94   | L       |   |  | A/T   | 17-0187                   | 22      | 33 |      |    | 90  | 100 |    | 78 |     | 552 | s10 |     |   |
|   |   | 91-7/94   | L       |   |  | M/T   | 17-0358                   | 36      | 33 |      |    | 90  | 100 |    | 78 |     | 553 | s10 |     |   |
|   |   | 91-7/94   | R       |   |  | A/T   | 17-0188                   | 22      | 33 |      |    | 90  | 100 |    | 78 |     | 792 | s10 |     |   |
|   |   | 91-7/94   | R       |   |  | M/T   | 17-0357                   | 36      | 33 |      |    | 90  | 100 |    | 78 |     | 783 | s10 |     |   |
| 2.0 Syncro (85 kW) Eng. 2E  |   |  | 8/94-97 | L   |  |   | FWD, A/T                  | 17-0751 | 22 |      |    | 90  | 100 |    | 78 | 32  | 547 | s1  |     |   |
|   | 8/94-97   |   | R       |   |  | FWD, A/T  | 17-0752                   | 22      |    |      | 90 |     |     | 78 |    | 780 | s1  |     |     |   |
|   | 91-7/94   |   | L       |   |  | FWD, A/T  | 17-0187                   | 22      | 33 |      |    | 90  | 100 |    | 78 |     | 552 | s10 |     |   |
|   | 91-7/94   |   | L       |   |  | FWD, M/T  | 17-0358                   | 36      | 33 |      |    | 90  | 100 |    | 78 |     | 553 | s10 |     |   |
|   | 91-7/94   |   | R       |   |  | FWD, A/T  | 17-0188                   | 22      | 33 |      |    | 90  | 100 |    | 78 |     | 792 | s10 |     |   |
|   | 91-7/94   |   | R       |   |  | FWD, M/T  | 17-0357                   | 36      | 33 |      |    | 90  | 100 |    | 78 |     | 783 | s10 |     |   |

| <b>Golf III (1H5) Variant '91-'99</b>        |   |  | L/R |  |  | NOTE     | METELLI ref. | ABS     | A  | B  | C    | D  | E   | F  | H  | I  | L   | M   | Fig |
|--|---|---|-----|---|---|----------|--------------|---------|----|----|------|----|-----|----|----|----|-----|-----|-----|
| 2.0 Syncro (85 kW) Eng. ADY/ AGG/ AKR        |    | 8/94-97   | L   |   |   | FWD, A/T | 17-0751      |         | 22 |    |      | 90 | 100 |    | 78 | 32 | 547 | s1  |     |
|  |   | 8/94-97   | R   |   |   | FWD, A/T | 17-0752      |         | 22 |    |      | 90 |     |    | 78 |    | 780 | s1  |     |
|  |   | 91-7/94   | L   |   |   | FWD, A/T | 17-0187      |         | 22 | 33 |      | 90 | 100 |    | 78 |    | 552 | s10 |     |
|  |   | 91-7/94   | L   |   |   | FWD, M/T | 17-0358      |         | 36 | 33 |      | 90 | 100 |    | 78 |    | 553 | s10 |     |
|  |   | 91-7/94   | R   |   |   | FWD, A/T | 17-0188      |         | 22 | 33 |      | 90 | 100 |    | 78 |    | 792 | s10 |     |
|  |   | 91-7/94   | R   |   |   | FWD, M/T | 17-0357      |         | 36 | 33 |      | 90 | 100 |    | 78 |    | 783 | s10 |     |
| <b>Golf IV (1J1, 5), Variant '97-'03</b>     |   |  | L/R |  |  | NOTE     | METELLI ref. | ABS     | A  | B  | C    | D  | E   | F  | H  | I  | L   | M   | Fig |
| 1.4 16v (55 kW) Eng. AHW/ AKQ/ APE/ AXP/ BCA |    | 8/97-   |     | •   |   | A/T      | 13-0152      |         |    |    | 26   | 87 | 117 |    |    |    |     |     |     |
|  |   | 8/97-   |     | •   |   | M/T      | 13-0154      |         |    |    | 22   | 76 | 113 |    |    |    |     |     |     |
|  |   | 8/97-   |     |   | •   |          | M/T+A/T      | 14-0020 |    |    |      | 21 | 94  | 97 |    |    |     |     |     |
|  |   | 8/97-   |     | •   |   | A/T      | 15-1189      |         | 36 | 30 | 52,8 | 90 | 40  |    |    |    |     | 11  | 2   |
|  |   | 8/97-   |     | •   |   | M/T      | 15-1241      |         | 36 | 30 | 53   | 81 | 40  |    |    |    |     | 11  | 2   |
|  |   | 8/97-   |     |   | •   |          | M/T+A/T      | 16-1022 |    |    | 33   |    | 94  |    |    |    |     |     |     |
|  |   | 8/97-   | L   |   |   |          | -ABS         | 17-0207 |    | 36 | 33   |    | 81  | 92 |    | 74 |     | 554 | s14 |
|  |   | 8/97-   | R   |   |   |          | -ABS         | 17-0208 |    | 36 | 33   |    | 81  | 92 |    | 74 |     | 822 | s14 |
| 1.6 (74 kW) Eng. AEH/ AKL/ APF               |    | 97-00   |     | •   |   | A/T      | 13-0152      |         |    |    | 26   | 87 | 117 |    |    |    |     |     |     |
|  |   | 97-00   |     | •   |   | M/T      | 13-0154      |         |    |    | 22   | 76 | 113 |    |    |    |     |     |     |
|  |   | 97-00   |     |   | •   |          | M/T+A/T      | 14-0020 |    |    |      | 21 | 94  | 97 |    |    |     |     |     |
|  |   | 97-00   |     | •   |   | A/T      | 15-1189      |         | 36 | 30 | 52,8 | 90 | 40  |    |    |    |     | 11  | 2   |
|  |   | 97-00   |     | •   |   | M/T      | 15-1241      |         | 36 | 30 | 53   | 81 | 40  |    |    |    |     | 11  | 2   |
|  |   | 97-00   |     |   | •   |          | M/T+A/T      | 16-1022 |    |    | 33   |    | 94  |    |    |    |     |     |     |
|  |   | 97-00   | L   |   |   |          |              | 17-0207 |    | 36 | 33   |    | 81  | 92 |    | 74 |     | 554 | s14 |
|  |   | 97-00   | R   |   |   |          |              | 17-0208 |    | 36 | 33   |    | 81  | 92 |    | 74 |     | 822 | s14 |
| 1.6 (75 kW) Eng. AVU/ BFQ                    |  | 00-   |     | •   |   |          | 13-0152      |         |    |    | 26   | 87 | 117 |    |    |    |     |     |     |
|  |   | 00-   |     | •   |   |          | 15-1189      |         | 36 | 30 | 52,8 | 90 | 40  |    |    |    | 11  | 2   |     |
| 1.6 16v (77 kW) Eng. ATN/ AUS/ AZD/ BCB      |  | 00-   |     | •   |   |          | 13-0152      |         |    |    | 26   | 87 | 117 |    |    |    |     |     |     |
|  |   | 00-   |     | •   |   |          | 15-1189      |         | 36 | 30 | 52,8 | 90 | 40  |    |    |    | 11  | 2   |     |
|  |   | 00-   | L   |   |   |          | 17-0779      |         | 36 |    |      | 90 |     |    | 78 |    | 543 |     |     |
|  |   | 00-   | R   |   |   |          | 17-0758      |         | 36 |    |      | 90 |     |    | 78 |    | 810 |     |     |






























| Golf IV (1J1, 5), Variant '97-'03                |    | L/R   |  |  | NOTE  | METELLI ref. | ABS | A  | B  | C    | D   | E   | F | H  | I | L | M   | Fig |    |   |
|--|---|-------|---|---|---|--------------|-----|----|----|------|-----|-----|---|----|---|---|-----|-----|----|---|
| 1.6 Cabrio (74 kW) Eng. AFT/ AKS                 |    | 97-00 |   | •   | A/T   | 13-0152      |     |    |    | 26   | 87  | 117 |   |    |   |   |     |     |    |   |
|  |   | 97-00 |   | •   | M/T   | 13-0154      |     |    |    | 22   | 76  | 113 |   |    |   |   |     |     |    |   |
|  |    | 97-00 |   |   | • M/T+A/T   | 14-0020      |     |    |    | 21   | 94  | 97  |   |    |   |   |     |     |    |   |
|  |    | 97-00 |   | •   | A/T   | 15-1189      |     | 36 | 30 | 52,8 | 90  | 40  |   |    |   |   |     | 11  | 2  |   |
|  |   | 97-00 |   | •   | M/T   | 15-1241      |     | 36 | 30 | 53   | 81  | 40  |   |    |   |   |     |     | 11 | 2 |
|  |    | 97-00 |   |   | • M/T+A/T   | 16-1022      |     |    | 33 |      | 94  |     |   |    |   |   |     |     |    |   |
|  |    | 97-00 | L   |   |   | 17-0207      |     | 36 | 33 |      | 81  | 92  |   | 74 |   |   | 554 | s14 |    |   |
|  |   | 97-00 | R   |   |   | 17-0208      |     | 36 | 33 |      | 81  | 92  |   | 74 |   |   | 822 | s14 |    |   |
| 1.6 FSI (81 kW) Eng. BAD                         |    | 02-   |   | •   |   | 13-0152      |     |    |    | 26   | 87  | 117 |   |    |   |   |     |     |    |   |
|  |    | 02-   |   | •   |   | 15-1189      |     | 36 | 30 | 52,8 | 90  | 40  |   |    |   |   |     | 11  | 2  |   |
| 1.8 Cabrio (Exc. SW) (55 kW) Eng. AAM/ ANN       |    | 98-   |   | •   |   | 13-0048      |     |    |    | 22   | 83  | 79  |   |    |   |   |     |     |    |   |
|  |    | 98-   |   | •   |   | 15-1009      |     | 22 | 30 | 53   | 90  | 49  |   |    |   |   |     | 11  | 2  |   |
| 1.8 T. (110 kW) Eng. AGU/ ARZ/ AUM               |    | 8/97- |   | •   | M/T   | 13-0152      |     |    |    | 26   | 87  | 117 |   |    |   |   |     |     |    |   |
|  |    | 8/97- |   | •   | M/T   | 15-1189      |     | 36 | 30 | 52,8 | 90  | 40  |   |    |   |   |     | 11  | 2  |   |
|  |    | 97-03 | L   |   |   | 17-0747      |     | 36 |    |      | 90  | 108 |   | 78 |   |   | 544 | s1  |    |   |
|  |   | 97-03 | R   |   |   | 17-0748      |     | 36 |    |      | 90  | 108 |   | 78 |   |   | 808 | s1  |    |   |
| 1.8 T. (Exc. SW) (132 kW) Eng. AUQ               |    | 01-   |   | •   | M/T, 6Sp  | 13-0293      |     |    |    | 25   | 90  | 107 |   |    |   |   |     |     |    |   |
|  |    | 01-   |   | •   | M/T, 6Sp  | 15-1428      |     | 36 | 27 | 53   | 98  | 40  |   |    |   |   |     | 11  | 2  |   |
| 1.8, 4motion (92 kW) Eng. AGN/ BAF               |    | 97-03 |   | •   | M/T   | 13-0152      |     |    |    | 26   | 87  | 117 |   |    |   |   |     |     |    |   |
|  |  | 97-03 |   |   | • A/T   | 14-0020      |     |    |    | 21   | 94  | 97  |   |    |   |   |     |     |    |   |
|  |  | 97-03 |   | •   | M/T   | 15-1189      |     | 36 | 30 | 52,8 | 90  | 40  |   |    |   |   |     | 11  | 2  |   |
|  |  | 97-03 |   |   | • A/T   | 16-1022      |     |    | 33 |      | 94  |     |   |    |   |   |     |     |    |   |
|  |   | 97-03 |   |   | • RWD, M/T, 4motion, Exc. Doppia Frizione/Double Clutch | 16-1010C     |     |    | 33 |      | 100 |     |   |    |   |   |     |     |    |   |
|  |  | 97-03 | L   |   |   | 17-0358      |     | 36 | 33 |      | 90  | 100 |   | 78 |   |   | 553 | s10 |    |   |
|  |   | 97-03 | R   |   |   | 17-0211      |     | 36 | 33 |      | 90  | 100 |   | 78 |   |   | 823 | s10 |    |   |
| 1.8, Cabrio (Exc. SW) (66 kW) Eng. ACC/ ADZ/ ANP |  | 98-   |   | •   | M/T   | 13-0048      |     |    |    | 22   | 83  | 79  |   |    |   |   |     |     |    |   |
|  |  | 98-   |   | •   | M/T   | 15-1009      |     | 22 | 30 | 53   | 90  | 49  |   |    |   |   |     | 11  | 2  |   |

























































| Golf IV (1J1, 5), Variant '97-'03                |   |  | L/R |  |  | NOTE  | METELLI ref. | ABS     | A  | B  | C    | D  | E   | F   | H  | I  | L   | M   | Fig |   |  |
|--|---|---|-----|---|---|---|--------------|---------|----|----|------|----|-----|-----|----|----|-----|-----|-----|---|--|
| 1.9 SDi (50 kW) Eng. AGP/ AQM                    |    | 8/97-   |     | •   |   | A/T   | 13-0152      |         |    |    | 26   | 87 | 117 |     |    |    |     |     |     |   |  |
|  |   | 8/97-   |     | •   |   | M/T   | 13-0154      |         |    |    | 22   | 76 | 113 |     |    |    |     |     |     |   |  |
|  |    | 8/97-   |     |   | •   | M/T   | 14-0020      |         |    |    | 21   | 94 | 97  |     |    |    |     |     |     |   |  |
|  |    | 8/97-   |     | •   |   | A/T   | 15-1189      |         | 36 | 30 | 52,8 | 90 | 40  |     |    |    |     | 11  | 2   |   |  |
|  |   | 8/97-   |     | •   |   | M/T   | 15-1241      |         | 36 | 30 | 53   | 81 | 40  |     |    |    |     |     | 11  | 2 |  |
|  |    | 8/97-   |     |   | •   | M/T   | 16-1022      |         |    |    | 33   |    | 94  |     |    |    |     |     |     |   |  |
|  |    | 97-   | L   |   |   |   |              | 17-0207 |    | 36 | 33   |    | 81  | 92  |    | 74 |     | 554 | s14 |   |  |
|  |   | 97-   | R   |   |   |   |              | 17-0208 |    | 36 | 33   |    | 81  | 92  |    | 74 |     | 822 | s14 |   |  |
| 1.9 TDi (81 kW) Eng. AFN/ AHF/ ASV/ AVG          |    | 8/97-   |     | •   |   | M/T   | 13-0152      |         |    |    | 26   | 87 | 117 |     |    |    |     |     |     |   |  |
|  |    | 8/97-   |     | •   |   | M/T   | 15-1189      |         | 36 | 30 | 52,8 | 90 | 40  |     |    |    |     | 11  | 2   |   |  |
|  |    | 8/97-   | L   |   | •   | M/T   | 16-1010B     |         |    |    | 33   |    | 100 |     |    |    |     |     |     |   |  |
|  |   | 8/97-   | R   |   | •   | M/T   | 16-1010A     |         |    |    | 33   |    | 100 |     |    |    |     |     |     |   |  |
|  |    | 8/97-   | L   |   |   |   |              | 17-0358 |    | 36 | 33   |    | 90  | 100 |    | 78 |     | 553 | s10 |   |  |
|  | 8/97-   | R   |     |   |   |   | 17-0211      |         | 36 | 33 |      | 90 | 100 |     | 78 |    | 823 | s10 |     |   |  |
| 1.9 TDi Cabrio (66 kW) Eng. AGR/ AHU/ ALH/ ALE   |    | 98-01   |     | •   |   | M/T   | 13-0152      |         |    |    | 26   | 87 | 117 |     |    |    |     |     |     |   |  |
|  |    | 98-01   |     | •   |   | M/T   | 15-1189      |         | 36 | 30 | 52,8 | 90 | 40  |     |    |    |     | 11  | 2   |   |  |
|  |    | 98-01   | L   |   | •   | M/T   | 16-1010B     |         |    |    | 33   |    | 100 |     |    |    |     |     |     |   |  |
|  |   | 98-01   | R   |   | •   | M/T   | 16-1010A     |         |    |    | 33   |    | 100 |     |    |    |     |     |     |   |  |
|  |    | 98-01   | L   |   |   |   |              | 17-0358 |    | 36 | 33   |    | 90  | 100 |    | 78 |     | 553 | s10 |   |  |
|  | 98-01   | R   |     |   |   |   | 17-0211      |         | 36 | 33 |      | 90 | 100 |     | 78 |    | 823 | s10 |     |   |  |
| 1.9 TDi Cabrio (81 kW) Eng. AFN/ AHF/ ASV/ AVG   |   | 8/97-   |     | •   |   | M/T   | 13-0152      |         |    |    | 26   | 87 | 117 |     |    |    |     |     |     |   |  |
|  |  | 8/97-   |     | •   |   | M/T   | 15-1189      |         | 36 | 30 | 52,8 | 90 | 40  |     |    |    |     | 11  | 2   |   |  |
|  |  | 8/97-   | L   |   | •   | M/T   | 16-1010B     |         |    |    | 33   |    | 100 |     |    |    |     |     |     |   |  |
|  |   | 8/97-   | R   |   | •   | M/T   | 16-1010A     |         |    |    | 33   |    | 100 |     |    |    |     |     |     |   |  |
|  |  | 8/97-   | L   |   |   |   |              | 17-0358 |    | 36 | 33   |    | 90  | 100 |    | 78 |     | 553 | s10 |   |  |
|  | 8/97-   | R   |     |   |   |   | 17-0211      |         | 36 | 33 |      | 90 | 100 |     | 78 |    | 823 | s10 |     |   |  |
| 1.9 TDi, 4motion (66 kW) Eng. AGR/ AHU/ ALH/ ALE |  | 98-01   |     | •   |   | M/T   | 13-0152      |         |    |    | 26   | 87 | 117 |     |    |    |     |     |     |   |  |
|  |  | 98-01   |     | •   |   | M/T   | 15-1189      |         | 36 | 30 | 52,8 | 90 | 40  |     |    |    |     | 11  | 2   |   |  |
|  |  | 98-01   |     | •   |   | RWD, M/T, 4motion, Exc. Doppia Frizione/Double Clutch | 16-1010C     |         |    |    | 33   |    | 100 |     |    |    |     |     |     |   |  |
|  |   | 98-01   | L   |   | •   | M/T   | 16-1010B     |         |    |    | 33   |    | 100 |     |    |    |     |     |     |   |  |
|  |   | 98-01   | R   |   | •   | M/T   | 16-1010A     |         |    |    | 33   |    | 100 |     |    |    |     |     |     |   |  |
|  |  | 98-01   | L   |   |   |   |              | 17-0358 |    | 36 | 33   |    | 90  | 100 |    | 78 |     | 553 | s10 |   |  |
|  | 98-01   | R   |     |   |   |   | 17-0211      |         | 36 | 33 |      | 90 | 100 |     | 78 |    | 823 | s10 |     |   |  |

| Golf IV (1J1, 5), Variant '97-'03             |   |  | L/R |  |  | NOTE             | METELLI ref.  | ABS      | A  | B    | C  | D  | E   | F   | H  | I  | L   | M   | Fig |    |   |
|---|---|---|-----|---|---|------------------|---|----------|----|------|----|----|-----|-----|----|----|-----|-----|-----|----|---|
| 1.9 TDi, 4motion (74 kW) Eng. ATD/ AXR        |    | 00-03   |     | •   |   | A/T, 5Sp         | 13-0293   |          |    |      | 25 | 90 | 107 |     |    |    |     |     |     |    |   |
|   |   | 00-03   |     | •   |   | M/T+A/T, A/T 4Sp | 13-0152   |          |    |      | 26 | 87 | 117 |     |    |    |     |     |     |    |   |
|   |    | 00-03   |     | •   |   | A/T, 5Sp         | 15-1428   | 36       | 27 | 53   | 98 | 40 |     |     |    |    |     | 11  | 2   |    |   |
|   |   | 00-03   |     | •   |   | M/T+A/T, A/T 4Sp | 15-1189   | 36       | 30 | 52,8 | 90 | 40 |     |     |    |    |     |     | 11  | 2  |   |
|   |    | 00-03   |     |   | •   |                  | RWD, M/T, 4motion, Exc. Doppia Frizione/Double Clutch | 16-1010C |    |      | 33 |    | 100 |     |    |    |     |     |     |    |   |
|   |    | 00-03   | L   |   |   |                  |   | 17-0358  | 36 | 33   |    |    | 90  | 100 |    | 78 |     | 553 | s10 |    |   |
|   |   | 00-03   | R   |   |   |                  | 17-0211   | 36       | 33 |      |    | 90 | 100 |     | 78 |    | 823 | s10 |     |    |   |
| 1.9 TDi, 4motion (85 kW) Eng. AJM/ AUY        |    | 98-01   |     | •   |   |                  | 13-0293   |          |    |      | 25 | 90 | 107 |     |    |    |     |     |     |    |   |
|   |    | 98-01   |     | •   |   |                  | 15-1428   | 36       | 27 | 53   | 98 | 40 |     |     |    |    |     |     | 11  | 2  |   |
|   |    | 98-01   |     |   | •   |                  | RWD, M/T, 4motion, Exc. Doppia Frizione/Double Clutch | 16-1010C |    |      | 33 |    | 100 |     |    |    |     |     |     |    |   |
|   |    | 98-   | L   |   |   |                  |   | 17-0443  | 36 | 28   |    |    | 98  | 108 |    | 78 |     | 520 | s10 |    |   |
|   |   | 98-   | R   |   |   |                  | Ch -1J1B07300   | 17-0444  | 36 | 28   |    |    | 98  | 108 |    | 78 |     | 806 | s10 |    |   |
|   |   | 98-   | R   |   |   |                  | M/T, Ch 1J1B07301-                                    | 17-0607  | 36 | 28   |    |    | 98  | 108 |    | 78 |     | 654 | s10 |    |   |
| 1.9 TDi, 4motion (96 kW) Eng. ASZ             |    | 00-   |     | •   |   |                  | 13-0293   |          |    |      | 25 | 90 | 107 |     |    |    |     |     |     |    |   |
|   |   | 00-   |     | •   |   | A/T, 4Sp         | 13-0152   |          |    |      | 26 | 87 | 117 |     |    |    |     |     |     |    |   |
|   |    | 00-   |     | •   |   |                  | 15-1428   | 36       | 27 | 53   | 98 | 40 |     |     |    |    |     |     | 11  | 2  |   |
|   |   | 00-   |     | •   |   | A/T, 4Sp         | 15-1189   | 36       | 30 | 52,8 | 90 | 40 |     |     |    |    |     |     |     | 11 | 2 |
|   |    | 00-03   |     |   | •   |                  | RWD, M/T, 4motion, Exc. Doppia Frizione/Double Clutch | 16-1010C |    |      | 33 |    | 100 |     |    |    |     |     |     |    |   |
| 1.9 TDi, 4motion (Exc. SW) (110 kW) Eng. ARL  |    | 00-03   |     | •   |   | M/T              | 13-0152   |          |    |      | 26 | 87 | 117 |     |    |    |     |     |     |    |   |
|   |   | 00-03   |     | •   |   | M/T              | 15-1189   | 36       | 30 | 52,8 | 90 | 40 |     |     |    |    |     |     | 11  | 2  |   |
|   |  | 00-03   |     |   | •   |                  | RWD, M/T, 4motion, Exc. Doppia Frizione/Double Clutch | 16-1010C |    |      | 33 |    | 100 |     |    |    |     |     |     |    |   |
| 2.0 (Exc. SW) (85 kW) Eng. APK/ AQY/ AZG/ AZJ |  | 98-   |     | •   |   |                  | 13-0152   |          |    |      | 26 | 87 | 117 |     |    |    |     |     |     |    |   |
|   |  | 98-   |     | •   |   |                  | 15-1189   | 36       | 30 | 52,8 | 90 | 40 |     |     |    |    |     |     | 11  | 2  |   |
|   |  | 98-03   | L   |   |   |                  | 17-0358   | 36       | 33 |      |    | 90 | 100 |     | 78 |    | 553 | s10 |     |    |   |
|   |   | 98-03   | R   |   |   |                  | 17-0211   | 36       | 33 |      |    | 90 | 100 |     | 78 |    | 823 | s10 |     |    |   |
| 2.0 4motion (85 kW) Eng. AZH/ AZJ             |  | 00-   |     | •   |   |                  | 13-0152   |          |    |      | 26 | 87 | 117 |     |    |    |     |     |     |    |   |
|   |  | 00-   |     | •   |   |                  | 15-1189   | 36       | 30 | 52,8 | 90 | 40 |     |     |    |    |     |     | 11  | 2  |   |
|   |  | 00-03   |     |   | •   |                  | RWD, M/T, 4motion, Exc. Doppia Frizione/Double Clutch | 16-1010C |    |      | 33 |    | 100 |     |    |    |     |     |     |    |   |
|   |  | 00-03   | L   |   |   |                  | 17-0358   | 36       | 33 |      |    | 90 | 100 |     | 78 |    | 553 | s10 |     |    |   |
|   |   | 00-03   | R   |   |   |                  | 17-0211   | 36       | 33 |      |    | 90 | 100 |     | 78 |    | 823 | s10 |     |    |   |


























































| Golf V (1K1), Variant '03-'08        |    | L/R    |  |  | NOTE                                    | METELLI ref. | ABS     | A  | B  | C    | D     | E    | F   | H  | I    | L | M   | Fig |     |  |
|--------------------------------------|---|--------|---|---|---|--------------|---------|----|----|------|-------|------|-----|----|------|---|-----|-----|-----|--|
| 1.4 16v (55 kW) Eng. BCA             |    | 10/03- |   | •   |   | 13-0321      |         |    |    | 22   | 76    | 113  |     |    |      |   |     |     |     |  |
|                                      |    | 03-08  |   | •   |   | 14-0020      |         |    |    | 21   | 94    | 97   |     |    |      |   |     |     |     |  |
|                                      |    | 10/03- |   | •   |   | 15-1465      |         | 36 | 30 | 59,5 | 81    | 40,3 |     |    |      |   |     | 13  | 2   |  |
|                                      |    | 03-08  |   | •   |   | 16-1022      |         |    | 33 |      | 94    |      |     |    |      |   |     |     |     |  |
|                                      |    | 03-    | L   |   |   |              | 17-0881 |    | 36 |      |       | 81   | 94  |    | 40,3 |   |     | 559 | s10 |  |
|                                      |   | 03-    | R   |   |   |              | 17-0882 |    | 36 |      |       | 81   | 94  |    | 40,3 |   |     | 779 | s10 |  |
| 1.4 16v (59 kW) Eng. BUD             |    | 06-    |   | •   |   | 13-0320      |         |    |    | 25   | 90    | 107  |     |    |      |   |     |     |     |  |
|                                      |    | 06-08  |   | •   |   | 14-0020      |         |    |    | 21   | 94    | 97   |     |    |      |   |     |     |     |  |
|                                      |    | 06-    |   | •   |   | 15-1463      |         | 36 | 27 | 59,5 | 97,95 | 40,5 |     |    |      |   |     | 13  | 2   |  |
|                                      |    | 06-08  |   | •   |   | 16-1022      |         |    | 33 |      | 94    |      |     |    |      |   |     |     |     |  |
|                                      |    | 06-    | L   |   |   |              | 17-0881 |    | 36 |      |       | 81   | 94  |    | 40,3 |   |     | 559 | s10 |  |
|                                      |   | 06-    | R   |   |   |              | 17-0882 |    | 36 |      |       | 81   | 94  |    | 40,3 |   |     | 779 | s10 |  |
| 1.4 FSi (66 kW) Eng. BKG/ BLN        |    | 10/03- |   | •   |   | 13-0321      |         |    |    | 22   | 76    | 113  |     |    |      |   |     |     |     |  |
|                                      |    | 03-08  |   | •   |   | 14-0020      |         |    |    | 21   | 94    | 97   |     |    |      |   |     |     |     |  |
|                                      |    | 10/03- |   | •   |   | 15-1465      |         | 36 | 30 | 59,5 | 81    | 40,3 |     |    |      |   |     | 13  | 2   |  |
|                                      |    | 03-08  |   | •   |   | 16-1022      |         |    | 33 |      | 94    |      |     |    |      |   |     |     |     |  |
| 1.4 TSi (103 kW) Eng. BMY            |    | 06-    |   | •   |   | 13-0319      |         |    |    | 26   | 87    | 117  |     |    |      |   |     |     |     |  |
|                                      |    | 06-    |   | •   |   | 15-1467      |         | 36 | 30 | 59,5 | 90    | 40   |     |    |      |   |     | 13  | 2   |  |
|                                      |    | 06-08  |   | •   | M/T, Exc. Doppia Frizione/Double Clutch | 16-1010C     |         |    | 33 |      | 100   |      |     |    |      |   |     |     |     |  |
| 1.4 TSi (125 kW) Eng. BLG            |   | 11/05- |   | •   |   | 13-0320      |         |    |    | 25   | 90    | 107  |     |    |      |   |     |     |     |  |
|                                      |  | 11/05- |   | •   |   | 15-1463      |         | 36 | 27 | 59,5 | 97,95 | 40,5 |     |    |      |   |     | 13  | 2   |  |
| 1.4 TSi (90 kW) Eng. CAXA            |  | 07-08  |   | •   |   | 13-0319      |         |    |    | 26   | 87    | 117  |     |    |      |   |     |     |     |  |
|                                      |  | 07-08  |   | •   |   | 15-1467      |         | 36 | 30 | 59,5 | 90    | 40   |     |    |      |   |     | 13  | 2   |  |
|                                      |  | 07-08  |   | •   | M/T, Exc. Doppia Frizione/Double Clutch | 16-1010C     |         |    | 33 |      | 100   |      |     |    |      |   |     |     |     |  |
| 1.6 (75 kW) Eng. BGU/ BSE/ BSF/ CCSA |  | 04-    |   | •   | M/T+A/T, Tiptronic                      | 13-0319      |         |    |    | 26   | 87    | 117  |     |    |      |   |     |     |     |  |
|                                      |  | 04-    |   | •   | Tiptronic                               | 15-1467      |         | 36 | 30 | 59,5 | 90    | 40   |     |    |      |   |     | 13  | 2   |  |
|                                      |   | 04-    |   | •   | M/T, 5Sp                                | 15-1462      |         | 36 | 30 | 59,6 | 89,9  | 40   |     |    |      |   |     | 13  | 2   |  |
|                                      |  | 04-08  |   | •   | M/T, Exc. Doppia Frizione/Double Clutch | 16-1010C     |         |    | 33 |      | 100   |      |     |    |      |   |     |     |     |  |
|                                      |  | 04-    | L   |   |   |              | 17-0763 |    | 36 |      |       | 90   | 100 |    | 40   |   |     | 544 |     |  |
| 04-                                  |   | R      |   |   |   | 17-0764      |         | 36 |    |      | 90    | 100  |     | 40 |      |   | 798 |     |     |  |

| Golf V (1K1), Variant '03-'08                           |    | L/R    |  |  | NOTE                 | METELLI ref.  | ABS             | A  | B  | C    | D     | E    | F   | H  | I  | L   | M   | Fig |     |   |
|---|---|--------|---|---|----------------------|---|-----------------|----|----|------|-------|------|-----|----|----|-----|-----|-----|-----|---|
| 1.6 FSi (85 kW) Eng. BAG/ BLF/ BLP                      |    | 10/03- |   | ●   |                      | <b>13-0319</b>  |                 |    |    | 26   | 87    | 117  |     |    |    |     |     |     |     |   |
|   |    | 10/03- |   | ●   | Eng. BAG / BLF       | <b>15-1467</b>  |                 | 36 | 30 | 59,5 | 90    | 40   |     |    |    |     |     | 13  | 2   |   |
|   |    | 10/03- |   | ●   | Eng. BLP             | <b>15-1462</b>  |                 | 36 | 30 | 59,6 | 89,9  | 40   |     |    |    |     |     | 13  | 2   |   |
|   |    | 03-08  |   |   | ●                    | M/T, Exc. Doppia Frizione/Double Clutch               | <b>16-1010C</b> |    |    | 33   |       | 100  |     |    |    |     |     |     |     |   |
|   |    | 03-    | L   |   |                      |   | <b>17-0877</b>  |    | 36 |      |       | 90   | 100 |    | 40 |     | 553 |     | s10 |   |
|   |   | 03-    | R   |   |                      | <b>17-0878</b>  |                 | 36 |    |      | 90    | 100  |     | 40 |    | 813 |     | s14 |     |   |
| 1.9 TDi (66 kW) Eng. BRU                                |    | 04-    |   | ●   | M/T, 5Sp             | <b>13-0319</b>  |                 |    |    | 26   | 87    | 117  |     |    |    |     |     |     |     |   |
|   |    | 04-    |   | ●   | M/T, 5Sp             | <b>15-1467</b>  |                 | 36 | 30 | 59,5 | 90    | 40   |     |    |    |     |     | 13  | 2   |   |
|   |    | 04-08  |   |   | ●                    | M/T, Exc. Doppia Frizione/Double Clutch               | <b>16-1010C</b> |    |    | 33   |       | 100  |     |    |    |     |     |     |     |   |
|   |    | 04-    | L   |   |                      | M/T   | <b>17-0759</b>  |    | 36 |      |       | 90   | 100 |    | 40 |     | 521 |     |     |   |
|   |   |        | 04-   | R   |                      | M/T   | <b>17-0760</b>  |    | 36 |      |       | 90   | 100 |    | 40 |     | 813 |     |     |   |
| 1.9 TDi (77 kW) Eng. BKC/ BJB/ BLS/ BXE                 |    | 10/03- |   | ●   | A/T, 6Sp, Eng. BKC   | <b>13-0320</b>  |                 |    |    | 25   | 90    | 107  |     |    |    |     |     |     |     |   |
|   |    | 10/03- |   | ●   | M/T, 5/6Sp, Eng. BKC | <b>13-0319</b>  |                 |    |    | 26   | 87    | 117  |     |    |    |     |     |     |     |   |
|   |    | 10/03- |   | ●   | A/T, 6Sp, Eng. BKC   | <b>15-1463</b>  |                 | 36 | 27 | 59,5 | 97,95 | 40,5 |     |    |    |     |     | 13  | 2   |   |
|   |    | 10/03- |   | ●   | M/T, 5/6Sp, Eng. BKC | <b>15-1467</b>  |                 | 36 | 30 | 59,5 | 90    | 40   |     |    |    |     |     |     | 13  | 2 |
|   |    | 03-08  |   |   | ●                    | M/T, Exc. Doppia Frizione/Double Clutch               | <b>16-1010C</b> |    |    | 33   |       | 100  |     |    |    |     |     |     |     |   |
|   |    | 03-    | L   |   |                      | M/T   | <b>17-0759</b>  |    | 36 |      |       | 90   | 100 |    | 40 |     | 521 |     |     |   |
|   |   |        | 03-   | R   |                      | M/T   | <b>17-0760</b>  |    | 36 |      |       | 90   | 100 |    | 40 |     | 813 |     |     |   |
| 1.9 TDi 4motion (77 kW) Eng. BKC/ BJB/ BLS              |    | 03-08  |   | ●   | FWD                  | <b>13-0320</b>  |                 |    |    | 25   | 90    | 107  |     |    |    |     |     |     |     |   |
|   |  | 10/03- |   | ●   | RWD                  | <b>13-0319</b>  |                 |    |    | 26   | 87    | 117  |     |    |    |     |     |     |     |   |
|   |  | 03-08  |   | ●   | FWD                  | <b>15-1463</b>  |                 | 36 | 27 | 59,5 | 97,95 | 40,5 |     |    |    |     |     | 13  | 2   |   |
|   |  | 10/03- |   | ●   | RWD, Eng. BKC        | <b>15-1467</b>  |                 | 36 | 30 | 59,5 | 90    | 40   |     |    |    |     |     |     | 13  | 2 |
|   |  | 03-08  |   |   | ●                    | RWD, M/T, 4motion, Exc. Doppia Frizione/Double Clutch | <b>16-1010C</b> |    |    | 33   |       | 100  |     |    |    |     |     |     |     |   |
|   |  | 03-    | L   |   |                      | FWD, M/T  | <b>17-0759</b>  |    | 36 |      |       | 90   | 100 |    | 40 |     | 521 |     |     |   |
|   |   |        | 03-   | R   |                      | FWD, M/T  | <b>17-0760</b>  |    | 36 |      |       | 90   | 100 |    | 40 |     | 813 |     |     |   |
| 2.0 FSi (110 kW) Eng. AXW/ BLR/ BLX/ BLY/ BVX/ BVY/ BVZ |  | 04-    |   | ●   |                      | <b>13-0319</b>  |                 |    |    | 26   | 87    | 117  |     |    |    |     |     |     |     |   |
|   |  | 04-    |   | ●   |                      | <b>15-1467</b>  |                 | 36 | 30 | 59,5 | 90    | 40   |     |    |    |     |     | 13  | 2   |   |
|   |  | 04-08  |   |   | ●                    | M/T, Exc. Doppia Frizione/Double Clutch               | <b>16-1010C</b> |    |    | 33   |       | 100  |     |    |    |     |     |     |     |   |
| 2.0 FSi 4motion (110 kW) Eng. AXW                       |  | 04-    |   | ●   | RWD                  | <b>13-0319</b>  |                 |    |    | 26   | 87    | 117  |     |    |    |     |     |     |     |   |
|   |  | 04-    |   | ●   | RWD                  | <b>15-1467</b>  |                 | 36 | 30 | 59,5 | 90    | 40   |     |    |    |     |     | 13  | 2   |   |
|   |  | 04-08  |   |   | ●                    | RWD, M/T, 4motion, Exc. Doppia Frizione/Double Clutch | <b>16-1010C</b> |    |    | 33   |       | 100  |     |    |    |     |     |     |     |   |

| Golf V (1K1), Variant '03-'08               |    | L/R    |  |  | NOTE     | METELLI ref.  | ABS             | A  | B  | C    | D     | E    | F   | H | I | L | M | Fig |   |
|---|---|--------|---|---|----------|---|-----------------|----|----|------|-------|------|-----|---|---|---|---|-----|---|
| 2.0 SDi (55 kW) Eng. BDK                    |    | 04-    |   | •   |          | <b>13-0319</b>  |                 |    |    | 26   | 87    | 117  |     |   |   |   |   |     |   |
|   |    | 04-    |   | •   |          | <b>15-1462</b>  |                 | 36 | 30 | 59,6 | 89,9  | 40   |     |   |   |   |   | 13  | 2 |
|   |    | 04-08  |   |   | •        | M/T, Exc. Doppia Frizione/Double Clutch               | <b>16-1010C</b> |    |    | 33   |       | 100  |     |   |   |   |   |     |   |
| 2.0 TDi (100 kW) Eng. AZV                   |    | 03-    |   | •   |          | <b>13-0320</b>  |                 |    |    | 25   | 90    | 107  |     |   |   |   |   |     |   |
|   |    | 03-    |   | •   |          | <b>15-1463</b>  |                 | 36 | 27 | 59,5 | 97,95 | 40,5 |     |   |   |   |   | 13  | 2 |
|   |   | 03-    | L   |   |          | 6Sp, Ch 1K5B068302-                                   | <b>17-0761</b>  |    | 36 |      |       | 100  | 108 |   |   |   |   | 488 |   |
|   |    | 03-    | L/R   |   |          | M/T, 6Sp, Ch -1K5B068301                              | <b>17-0761</b>  |    | 36 |      |       | 100  | 108 |   |   |   |   | 488 |   |
|   |   | 03-    | R   |   |          | 6Sp, Ch 1K5B068302-                                   | <b>17-0762</b>  |    | 36 |      |       | 100  | 108 |   |   |   |   | 795 |   |
| 2.0 TDi (103 kW) Eng. BKD/ BMM/ CBDB        |    | 03-    |   | •   | Eng. BKD | <b>13-0320</b>  |                 |    |    | 25   | 90    | 107  |     |   |   |   |   |     |   |
|   |   | 03-    |   | •   | Eng. BMM | <b>13-0319</b>  |                 |    |    | 26   | 87    | 117  |     |   |   |   |   |     |   |
|   |    | 03-    |   | •   | Eng. BKD | <b>15-1463</b>  |                 | 36 | 27 | 59,5 | 97,95 | 40,5 |     |   |   |   |   | 13  | 2 |
|   |   | 03-    |   | •   | Eng. BMM | <b>15-1467</b>  |                 | 36 | 30 | 59,5 | 90    | 40   |     |   |   |   |   | 13  | 2 |
|   |   | 03-    | L   |   |          | 6Sp, Ch 1K5B068302-                                   | <b>17-0761</b>  |    | 36 |      |       | 100  | 108 |   |   |   |   | 488 |   |
|   |    | 03-    | L/R   |   |          | M/T, 6Sp, Ch -1K5B068301                              | <b>17-0761</b>  |    | 36 |      |       | 100  | 108 |   |   |   |   | 488 |   |
|   |   | 03-    | R   |   |          | 6Sp, Ch 1K5B068302-                                   | <b>17-0762</b>  |    | 36 |      |       | 100  | 108 |   |   |   |   | 795 |   |
|   |   | 8/04-  | R   |   |          | M/T   | <b>17-1064</b>  |    | 36 |      | -     | 100  | -   | - | - | - | - | -   |   |
| 2.0 TDi 16v (125 kW) Eng. BMN               |    | 05-    |   | •   | 6Sp      | <b>13-0436</b>  |                 |    |    | 27,3 | 96,5  | 109  |     |   |   |   |   |     |   |
|   |    | 05-    |   | •   | 6Sp      | <b>15-1658</b>  |                 | 36 | 27 | 59,5 | 100,1 | 40   |     |   |   |   |   | 13  | 1 |
| 2.0 TDi 4motion (100 kW) Eng. AZV           |    | 07-    |   | •   |          | <b>13-0320</b>  |                 |    |    | 25   | 90    | 107  |     |   |   |   |   |     |   |
|   |    | 07-    |   | •   |          | <b>15-1463</b>  |                 | 36 | 27 | 59,5 | 97,95 | 40,5 |     |   |   |   |   | 13  | 2 |
| 2.0 TDi 4motion (103 kW) Eng. BKD/ BMM      |   | 03-    |   | •   | FWD      | <b>13-0320</b>  |                 |    |    | 25   | 90    | 107  |     |   |   |   |   |     |   |
|   |   | 10/03- |   | •   | RWD      | <b>13-0319</b>  |                 |    |    | 26   | 87    | 117  |     |   |   |   |   |     |   |
|   |  | 03-    |   | •   | FWD      | <b>15-1463</b>  |                 | 36 | 27 | 59,5 | 97,95 | 40,5 |     |   |   |   |   | 13  | 2 |
|   |   | 10/03- |   | •   | RWD      | <b>15-1467</b>  |                 | 36 | 30 | 59,5 | 90    | 40   |     |   |   |   |   | 13  | 2 |
|   |  | 03-08  |   |   | •        | RWD, M/T, 4motion, Exc. Doppia Frizione/Double Clutch | <b>16-1010C</b> |    |    | 33   |       | 100  |     |   |   |   |   |     |   |
|   |   | 03-    | L   |   |          | 6Sp, Ch 1K5B068302-                                   | <b>17-0761</b>  |    | 36 |      |       | 100  | 108 |   |   |   |   | 488 |   |
|   |  | 03-    | L/R   |   |          | FWD, M/T, 6Sp, Ch -1K5B068301                         | <b>17-0761</b>  |    | 36 |      |       | 100  | 108 |   |   |   |   | 488 |   |
|   |   | 03-    | R   |   |          | 6Sp, Ch 1K5B068302-                                   | <b>17-0762</b>  |    | 36 |      |       | 100  | 108 |   |   |   |   | 795 |   |
|   | 8/04-   | R      |   |   | M/T      | <b>17-1064</b>  |                 | 36 |    | -    | 100   | -    | -   | - | - | - | - |     |   |
| 2.0 TFSi (147 kW) Eng. AXX/ BWA/ CCTA/ CAWB |  | 04-    |   | •   |          | <b>13-0320</b>  |                 |    |    | 25   | 90    | 107  |     |   |   |   |   |     |   |
|   |  | 04-    |   | •   |          | <b>15-1463</b>  |                 | 36 | 27 | 59,5 | 97,95 | 40,5 |     |   |   |   |   | 13  | 2 |
| 2.0 TFSi GTI Ed. 30 (169 kW) Eng. BYD       |  | 2/07-  |   | •   |          | <b>13-0320</b>  |                 |    |    | 25   | 90    | 107  |     |   |   |   |   |     |   |
|   |  | 2/07-  |   | •   |          | <b>15-1463</b>  |                 | 36 | 27 | 59,5 | 97,95 | 40,5 |     |   |   |   |   | 13  | 2 |

































# VOLKSWAGEN

| <b>Golf V (1K1), Variant '03-'08</b> |   |  | L/R |  |  | NOTE  | METELLI ref.    | ABS | A  | B    | C     | D    | E    | F | H | I | L   | M   | Fig |
|--------------------------------------|---|---|-----|---|---|---|-----------------|-----|----|------|-------|------|------|---|---|---|-----|-----|-----|
| 3.2 R32 4motion (184 kW) Eng. BUB    |    | 06-   |     | •   |   |   | <b>13-0320</b>  |     |    |      | 25    | 90   | 107  |   |   |   |     |     |     |
|                                      |    | 06-   |     | •   |   |   | <b>15-1463</b>  | 36  | 27 | 59,5 | 97,95 | 40,5 |      |   |   |   |     | 13  | 2   |
|                                      |    | 05-08   |     |   | •   | RWD, M/T, 4motion, Exc. Doppia Frizione/Double Clutch | <b>16-1010C</b> |     |    | 33   |       | 100  |      |   |   |   |     |     |     |
| <b>Golf V Plus (1KP) '05-'08</b>     |   |  | L/R |  |  | NOTE  | METELLI ref.    | ABS | A  | B    | C     | D    | E    | F | H | I | L   | M   | Fig |
| 1.4 16v (55 kW) Eng. BCA             |    | 05-   |     | •   |   |   | <b>13-0321</b>  |     |    |      | 22    | 76   | 113  |   |   |   |     |     |     |
|                                      |    | 05-08   |     |   | •   |   | <b>14-0020</b>  |     |    |      | 21    | 94   | 97   |   |   |   |     |     |     |
|                                      |    | 05-   |     | •   |   |   | <b>15-1465</b>  | 36  | 30 | 59,5 | 81    | 40,3 |      |   |   |   |     | 13  | 2   |
|                                      |    | 05-08   |     |   | •   |   | <b>16-1022</b>  |     |    | 33   |       | 94   |      |   |   |   |     |     |     |
|                                      |    | 05-   | L   |   |   |   | <b>17-0881</b>  | 36  |    |      | 81    | 94   | 40,3 |   |   |   | 559 | s10 |     |
|                                      |    | 05-   | R   |   |   |   | <b>17-0882</b>  | 36  |    |      | 81    | 94   | 40,3 |   |   |   | 779 | s10 |     |
| 1.4 16v (59 kW) Eng. BUD             |    | 05-   |     | •   |   |   | <b>13-0321</b>  |     |    |      | 22    | 76   | 113  |   |   |   |     |     |     |
|                                      |    | 05-08   |     |   | •   |   | <b>14-0020</b>  |     |    |      | 21    | 94   | 97   |   |   |   |     |     |     |
|                                      |    | 05-   |     | •   |   |   | <b>15-1465</b>  | 36  | 30 | 59,5 | 81    | 40,3 |      |   |   |   |     | 13  | 2   |
|                                      |    | 05-08   |     |   | •   |   | <b>16-1022</b>  |     |    | 33   |       | 94   |      |   |   |   |     |     |     |
|                                      |    | 05-   | L   |   |   |   | <b>17-0881</b>  | 36  |    |      | 81    | 94   | 40,3 |   |   |   | 559 | s10 |     |
|                                      |    | 05-   | R   |   |   |   | <b>17-0882</b>  | 36  |    |      | 81    | 94   | 40,3 |   |   |   | 779 | s10 |     |
| 1.4 16v TSi (103 kW) Eng. BMY        |    | 05-   |     | •   |   |   | <b>13-0320</b>  |     |    |      | 25    | 90   | 107  |   |   |   |     |     |     |
|                                      |    | 05-   |     | •   |   |   | <b>15-1463</b>  | 36  | 27 | 59,5 | 97,95 | 40,5 |      |   |   |   |     | 13  | 2   |
|                                      |   | 06-08   |     |   | •   | M/T, Exc. Doppia Frizione/Double Clutch               | <b>16-1010C</b> |     |    | 33   |       | 100  |      |   |   |   |     |     |     |
| 1.4 FSi (66 kW) Eng. BLN             |  | 05-   |     | •   |   |   | <b>13-0321</b>  |     |    |      | 22    | 76   | 113  |   |   |   |     |     |     |
|                                      |  | 05-06   |     |   | •   |   | <b>14-0020</b>  |     |    |      | 21    | 94   | 97   |   |   |   |     |     |     |
|                                      |  | 05-   |     | •   |   |   | <b>15-1465</b>  | 36  | 30 | 59,5 | 81    | 40,3 |      |   |   |   |     | 13  | 2   |
|                                      |  | 05-06   |     |   | •   |   | <b>16-1022</b>  |     |    | 33   |       | 94   |      |   |   |   |     |     |     |
| 1.4 TSi (125 kW) Eng. BLG            |  | 06-   |     | •   |   |   | <b>13-0320</b>  |     |    |      | 25    | 90   | 107  |   |   |   |     |     |     |
|                                      |  | 06-   |     | •   |   |   | <b>15-1463</b>  | 36  | 27 | 59,5 | 97,95 | 40,5 |      |   |   |   |     | 13  | 2   |
| 1.4 TSi (90 kW) Eng. CAXA            |  | 07-   |     | •   |   |   | <b>13-0319</b>  |     |    |      | 26    | 87   | 117  |   |   |   |     |     |     |
|                                      |  | 07-   |     | •   |   |   | <b>15-1467</b>  | 36  | 30 | 59,5 | 90    | 40   |      |   |   |   |     | 13  | 2   |
|                                      |   |   |     |   |   |   |                 |     |    |      |       |      |      |   |   |   |     |     |     |
































| Golf V Plus (1KP) '05-'08     |    | L/R   |  |  | NOTE                                      | METELLI ref.    | ABS            | A  | B    | C     | D    | E   | F  | H  | I | L   | M   | Fig |    |   |
|-------------------------------|---|-------|---|---|---|-----------------|----------------|----|------|-------|------|-----|----|----|---|-----|-----|-----|----|---|
| 1.6 (75 kW) Eng. BSE/ BSF     |    | 05-   |   | ●   | M/T+A/T, Tiptronic                        | <b>13-0319</b>  |                |    |      | 26    | 87   | 117 |    |    |   |     |     |     |    |   |
|                               |    | 05-   |   | ●   | A/T, Tiptronic                            | <b>15-1467</b>  | 36             | 30 | 59,5 | 90    | 40   |     |    |    |   |     | 13  | 2   |    |   |
|                               |   | 05-   |   | ●   | M/T, 6Sp+DSG                              | <b>15-1462</b>  | 36             | 30 | 59,6 | 89,9  | 40   |     |    |    |   |     |     | 13  | 2  |   |
|                               |    | 05-08 |   |   | ● M/T, Exc. Doppia Frizione/Double Clutch | <b>16-1010C</b> |                |    | 33   |       | 100  |     |    |    |   |     |     |     |    |   |
|                               |    | 05-   | L   |   |   | M/T             | <b>17-0763</b> | 36 |      |       | 90   | 100 |    | 40 |   |     | 544 |     |    |   |
|                               |   | 05-   | R   |   |   | M/T             | <b>17-0764</b> | 36 |      |       | 90   | 100 |    | 40 |   |     | 798 |     |    |   |
| 1.6 (75 kW) Eng. CCSA         |    | 07-08 |   | ●   | A/T, Tiptronic                            | <b>13-0319</b>  |                |    |      | 26    | 87   | 117 |    |    |   |     |     |     |    |   |
|                               |   | 07-08 |   | ●   | M/T, 6Sp+DSG                              | <b>13-0319</b>  |                |    |      | 26    | 87   | 117 |    |    |   |     |     |     |    |   |
|                               |    | 07-08 |   | ●   | A/T, Tiptronic                            | <b>15-1467</b>  | 36             | 30 | 59,5 | 90    | 40   |     |    |    |   |     |     | 13  | 2  |   |
|                               |   | 07-08 |   | ●   | M/T, 6Sp+DSG                              | <b>15-1462</b>  | 36             | 30 | 59,6 | 89,9  | 40   |     |    |    |   |     |     | 13  | 2  |   |
|                               |    | 07-08 |   |   | ● M/T, Exc. Doppia Frizione/Double Clutch | <b>16-1010C</b> |                |    | 33   |       | 100  |     |    |    |   |     |     |     |    |   |
|                               |    | 07-08 | L   |   |   | M/T             | <b>17-0763</b> | 36 |      |       | 90   | 100 |    | 40 |   |     | 544 |     |    |   |
|                               | 07-08   | R     |   |   | M/T                                       | <b>17-0764</b>  | 36             |    |      | 90    | 100  |     | 40 |    |   | 798 |     |     |    |   |
| 1.6 FSi (85 kW) Eng. BAG/ BLF |    | 05-   |   | ●   | M/T+A/T, Tiptronic                        | <b>13-0319</b>  |                |    |      | 26    | 87   | 117 |    |    |   |     |     |     |    |   |
|                               |    | 05-   |   | ●   | A/T, Tiptronic                            | <b>15-1467</b>  | 36             | 30 | 59,5 | 90    | 40   |     |    |    |   |     |     | 13  | 2  |   |
|                               |   | 05-   |   | ●   | M/T, 6Sp+DSG                              | <b>15-1462</b>  | 36             | 30 | 59,6 | 89,9  | 40   |     |    |    |   |     |     | 13  | 2  |   |
|                               |    | 05-08 |   |   | ● M/T, Exc. Doppia Frizione/Double Clutch | <b>16-1010C</b> |                |    | 33   |       | 100  |     |    |    |   |     |     |     |    |   |
|                               |    | 05-   | L   |   |   |                 | <b>17-0877</b> | 36 |      |       | 90   | 100 |    | 40 |   |     | 553 | s10 |    |   |
|                               |   | 05-   | R   |   |   |                 | <b>17-0878</b> | 36 |      |       | 90   | 100 |    | 40 |   |     | 813 | s14 |    |   |
| 1.9 TDi (66 kW) Eng. BRU      |    | 05-   |   | ●   |   | <b>13-0319</b>  |                |    |      | 26    | 87   | 117 |    |    |   |     |     |     |    |   |
|                               |   | 05-   |   | ●   |   | <b>15-1467</b>  | 36             | 30 | 59,5 | 90    | 40   |     |    |    |   |     |     | 13  | 2  |   |
|                               |  | 05-08 |   |   | ● M/T, Exc. Doppia Frizione/Double Clutch | <b>16-1010C</b> |                |    | 33   |       | 100  |     |    |    |   |     |     |     |    |   |
|                               |  | 05-   | L   |   |   | FWD, M/T        | <b>17-0759</b> | 36 |      |       | 90   | 100 |    | 40 |   |     | 521 |     |    |   |
|                               |   | 05-   | R   |   |   | FWD, M/T        | <b>17-0760</b> | 36 |      |       | 90   | 100 |    | 40 |   |     | 813 |     |    |   |
| 1.9 TDi (77 kW) Eng. BKC      |  | 05-   |   | ●   | M/T, 6Sp+DSG                              | <b>13-0320</b>  |                |    |      | 25    | 90   | 107 |    |    |   |     |     |     |    |   |
|                               |   | 05-   |   | ●   | M/T+A/T, 6Sp, Tiptronic                   | <b>13-0319</b>  |                |    |      | 26    | 87   | 117 |    |    |   |     |     |     |    |   |
|                               |  | 05-   |   | ●   | M/T, 6Sp+DSG                              | <b>15-1463</b>  | 36             | 27 | 59,5 | 97,95 | 40,5 |     |    |    |   |     |     | 13  | 2  |   |
|                               |   | 05-   |   | ●   | M/T+A/T, 6Sp, Tiptronic                   | <b>15-1467</b>  | 36             | 30 | 59,5 | 90    | 40   |     |    |    |   |     |     |     | 13 | 2 |
|                               |  | 05-08 |   |   | ● M/T, Exc. Doppia Frizione/Double Clutch | <b>16-1010C</b> |                |    | 33   |       | 100  |     |    |    |   |     |     |     |    |   |
|                               |  | 05-   | L   |   |   | FWD, M/T        | <b>17-0759</b> | 36 |      |       | 90   | 100 |    | 40 |   |     | 521 |     |    |   |
|                               |   | 05-   | R   |   |   | FWD, M/T        | <b>17-0760</b> | 36 |      |       | 90   | 100 |    | 40 |   |     | 813 |     |    |   |
































































| Golf VI (5K1), Variant '08-                     |    | L/R |  |  | NOTE  | METELLI ref. | ABS | A  | B  | C    | D     | E    | F | H | I | L | M  | Fig |
|---|---|-----|---|--|---|--------------|-----|----|----|------|-------|------|---|---|---|---|----|-----|
| 1.4 TSi (90 kW) Eng. CAXA                       |    | 08- | •   |  |   | 13-0319      |     |    |    | 26   | 87    | 117  |   |   |   |   |    |     |
|   |    | 08- | •   |  |   | 15-1467      |     | 36 | 30 | 59,5 | 90    | 40   |   |   |   |   | 13 | 2   |
|   |    | 08- |   | •  | M/T, Exc. Doppia Frizione/Double Clutch               | 16-1010C     |     |    | 33 |      | 100   |      |   |   |   |   |    |     |
| 1.6 (75 kW) Eng. BSE/ BSF/ CCSA/ CHGA           |    | 08- | •   |  |   | 13-0319      |     |    |    | 26   | 87    | 117  |   |   |   |   |    |     |
|   |    | 08- | •   |  |   | 15-1467      |     | 36 | 30 | 59,5 | 90    | 40   |   |   |   |   | 13 | 2   |
|   |    | 08- |   | •  | M/T, Exc. Doppia Frizione/Double Clutch               | 16-1010C     |     |    | 33 |      | 100   |      |   |   |   |   |    |     |
| 1.6 (75 kW) Eng. CMXA                           |    | 08- | •   |  |   | 13-0319      |     |    |    | 26   | 87    | 117  |   |   |   |   |    |     |
|   |    | 08- | •   |  |   | 15-1467      |     | 36 | 30 | 59,5 | 90    | 40   |   |   |   |   | 13 | 2   |
|   |    | 08- |   | •  | M/T, Exc. Doppia Frizione/Double Clutch               | 16-1010C     |     |    | 33 |      | 100   |      |   |   |   |   |    |     |
| 1.6 TDi (66 kW) Eng. CAYB                       |    | 09- | •   |  |   | 13-0319      |     |    |    | 26   | 87    | 117  |   |   |   |   |    |     |
|   |    | 09- | •   |  |   | 15-1467      |     | 36 | 30 | 59,5 | 90    | 40   |   |   |   |   | 13 | 2   |
|   |    | 09- |   | •  | M/T, Exc. Doppia Frizione/Double Clutch               | 16-1010C     |     |    | 33 |      | 100   |      |   |   |   |   |    |     |
| 1.6 TDi, 4motion (77 kW) Eng. CAYC              |    | 09- | •   |  |   | 13-0320      |     |    |    | 25   | 90    | 107  |   |   |   |   |    |     |
|   |    | 09- | •   |  |   | 15-1463      |     | 36 | 27 | 59,5 | 97,95 | 40,5 |   |   |   |   | 13 | 2   |
|   |    | 09- |   | •  | RWD, M/T, 4motion, Exc. Doppia Frizione/Double Clutch | 16-1010C     |     |    | 33 |      | 100   |      |   |   |   |   |    |     |
| 1.8 TSi (118 kW) Eng. CDAA                      |    | 08- | •   |  |   | 13-0319      |     |    |    | 26   | 87    | 117  |   |   |   |   |    |     |
|   |   | 09- | •   |  | Exc. Doppia Frizione/Double Clutch                    | 13-0320      |     |    |    | 25   | 90    | 107  |   |   |   |   |    |     |
|   |    | 08- | •   |  |   | 15-1467      |     | 36 | 30 | 59,5 | 90    | 40   |   |   |   |   | 13 | 2   |
|   |   | 09- | •   |  | Exc. Doppia Frizione/Double Clutch                    | 15-1463      |     | 36 | 27 | 59,5 | 97,95 | 40,5 |   |   |   |   | 13 | 2   |
|   |    | 08- |   | •  | M/T, Exc. Doppia Frizione/Double Clutch               | 16-1010C     |     |    | 33 |      | 100   |      |   |   |   |   |    |     |
| 2.0 R, 4motion (199 kW) Eng. CDLF               |    | 10- |   | •  | RWD, M/T, 4motion, Exc. Doppia Frizione/Double Clutch | 16-1010C     |     |    | 33 |      | 100   |      |   |   |   |   |    |     |
| 2.0 TDi (100 kW) Eng. CFFA/ CBAA                |   | 08- | •   |  |   | 13-0320      |     |    |    | 25   | 90    | 107  |   |   |   |   |    |     |
|   |  | 08- | •   |  |   | 15-1463      |     | 36 | 27 | 59,5 | 97,95 | 40,5 |   |   |   |   | 13 | 2   |
| 2.0 TDi (125 kW) Eng. CBBB/ CFGB                |  | 09- | •   |  | A/T   | 13-0320      |     |    |    | 25   | 90    | 107  |   |   |   |   |    |     |
|   |  | 09- | •   |  | A/T   | 15-1463      |     | 36 | 27 | 59,5 | 97,95 | 40,5 |   |   |   |   | 13 | 2   |
| 2.0 TDi (81 kW) Eng. CBDC/ CLCA                 |  | 08- | •   |  |   | 13-0319      |     |    |    | 26   | 87    | 117  |   |   |   |   |    |     |
|   |  | 08- | •   |  |   | 15-1467      |     | 36 | 30 | 59,5 | 90    | 40   |   |   |   |   | 13 | 2   |
|   |  | 08- |   | •  | M/T, Exc. Doppia Frizione/Double Clutch               | 16-1010C     |     |    | 33 |      | 100   |      |   |   |   |   |    |     |
| 2.0 TDi, 4motion (103 kW) Eng. CBAB/ CBDB/ CFFB |  | 08- | •   |  |   | 13-0320      |     |    |    | 25   | 90    | 107  |   |   |   |   |    |     |
|   |  | 08- | •   |  |   | 15-1463      |     | 36 | 27 | 59,5 | 97,95 | 40,5 |   |   |   |   | 13 | 2   |
|   |  | 08- |   | •  | RWD, M/T, 4motion, Exc. Doppia Frizione/Double Clutch | 16-1010C     |     |    | 33 |      | 100   |      |   |   |   |   |    |     |






















































| <b>Golf VI Plus (5M1) '09-</b>              |   |    | L/R |    |    | NOTE                           | METELLI ref.                            | ABS      | A  | B    | C     | D    | E   | F | H | I | L | M  | Fig |   |
|---|---|---|-----|---|--|--------------------------------|---|----------|----|------|-------|------|-----|---|---|---|---|----|-----|---|
| 1.6 TDi, Cabrio (77 kW) Eng. CAYC/ CBAA     |    | 09-   |     | •   |  | Doppia Frizione/ Double Clutch | 13-0320                                 |          |    |      | 25    | 90   | 107 |   |   |   |   |    |     |   |
|   |   | 09-   |     | •   |  | M/T                            | 13-0319                                 |          |    |      | 26    | 87   | 117 |   |   |   |   |    |     |   |
|   |    | 09-   |     | •   |  | Doppia Frizione/ Double Clutch | 15-1463                                 | 36       | 27 | 59,5 | 97,95 | 40,5 |     |   |   |   |   | 13 | 2   |   |
|   |   | 09-   |     | •   |  | M/T                            | 15-1467                                 | 36       | 30 | 59,5 | 90    | 40   |     |   |   |   |   |    | 13  | 2 |
|   |    | 09-   |     |   | •  |                                | M/T, Exc. Doppia Frizione/Double Clutch | 16-1010C |    |      | 33    |      | 100 |   |   |   |   |    |     |   |
| 2.0 TDi (100 kW) Eng. CFHB                  |    | 09-   |     | •   |  |                                | 13-0320                                 |          |    |      | 25    | 90   | 107 |   |   |   |   |    |     |   |
|   |    | 09-   |     | •   |  |                                | 15-1463                                 | 36       | 27 | 59,5 | 97,95 | 40,5 |     |   |   |   |   | 13 | 2   |   |
| 2.0 TDi (81 kW) Eng. CBDC/ CLCA             |    | 09-   |     | •   |  |                                | 13-0319                                 |          |    |      | 26    | 87   | 117 |   |   |   |   |    |     |   |
|   |   | 09-   |     | •   |  |                                | 13-0320                                 |          |    |      | 25    | 90   | 107 |   |   |   |   |    |     |   |
|   |    | 09-   |     | •   |  |                                | 15-1463                                 | 36       | 27 | 59,5 | 97,95 | 40,5 |     |   |   |   |   | 13 | 2   |   |
|   |   | 09-   |     | •   |  |                                | 15-1467                                 | 36       | 30 | 59,5 | 90    | 40   |     |   |   |   |   |    | 13  | 2 |
|   |    | 09-   |     |   | •  |                                | M/T, Exc. Doppia Frizione/Double Clutch | 16-1010C |    |      | 33    |      | 100 |   |   |   |   |    |     |   |
| 2.0 TDi, 4motion, Cabrio (103 kW) Eng. CFHC |    | 09-   |     | •   |  |                                | 13-0319                                 |          |    |      | 26    | 87   | 117 |   |   |   |   |    |     |   |
|   |   | 09-   |     | •   |  |                                | 13-0320                                 |          |    |      | 25    | 90   | 107 |   |   |   |   |    |     |   |
|   |    | 09-   |     | •   |  |                                | 15-1463                                 | 36       | 27 | 59,5 | 97,95 | 40,5 |     |   |   |   |   | 13 | 2   |   |
|   |   | 09-   |     | •   |  |                                | 15-1467                                 | 36       | 30 | 59,5 | 90    | 40   |     |   |   |   |   | 13 | 2   |   |
| <b>Golf VII '12-</b>                        |   |    | L/R |    |    | NOTE                           | METELLI ref.                            | ABS      | A  | B    | C     | D    | E   | F | H | I | L | M  | Fig |   |
| 1.2 TSi (63 kW) Eng. CJZB                   |    | 12-   |     | •   |  |                                | 13-0319                                 |          |    |      | 26    | 87   | 117 |   |   |   |   |    |     |   |
|   |    | 12-   |     | •   |  |                                | 15-1467                                 | 36       | 30 | 59,5 | 90    | 40   |     |   |   |   |   | 13 | 2   |   |
| 1.2 TSi (77 kW) Eng. CAZA, CAZB, CJZA       |   | 12-   |     | •   |  |                                | 13-0319                                 |          |    |      | 26    | 87   | 117 |   |   |   |   |    |     |   |
|   |  | 12-   |     | •   |  |                                | 15-1467                                 | 36       | 30 | 59,5 | 90    | 40   |     |   |   |   |   | 13 | 2   |   |
| 1.4 TSi (103 kW) Eng. CHPA/ CPTA            |  | 12-   |     | •   |  | M/T                            | 13-0480                                 |          |    |      | 25,5  | 94   | 116 |   |   |   |   |    |     |   |
|   |  | 12-   |     | •   |  | M/T                            | 15-1708                                 | 36       | 33 | 59,5 | 93,7  | 39,8 |     |   |   |   |   | 13 | 2   |   |
| 1.4 TSi (90 kW) Eng. CMBA/ CUKA/ CXSA/ CPVA |  | 12-   |     | •   |  |                                | 13-0480                                 |          |    |      | 25,5  | 94   | 116 |   |   |   |   |    |     |   |
|   |  | 12-   |     | •   |  |                                | 15-1708                                 | 36       | 33 | 59,5 | 93,7  | 39,8 |     |   |   |   |   | 13 | 2   |   |
| <b>Iltis (183) '79-'88</b>                  |   |  | L/R |  |  | NOTE                           | METELLI ref.                            | ABS      | A  | B    | C     | D    | E   | F | H | I | L | M  | Fig |   |
| 1.6 TD (51 kW) Eng. 1C                      |  | 9/87-12/88  |     | •   |  | FWD, M/T                       | 13-0536                                 |          |    |      | 24    | 90   | 83  |   |   |   |   |    |     |   |
|   |  | 9/87-12/88  |     | •   |  | FWD, M/T                       | 15-1150                                 | 26       | 28 | 56,4 | 98    | 51   |     |   |   |   |   | 4  | 3   |   |
| 1.7 (55 kW) Eng. WL/ YX                     |  | 1/79-88   |     | •   |  | FWD, M/T                       | 13-0536                                 |          |    |      | 24    | 90   | 83  |   |   |   |   |    |     |   |
|   |  | 1/79-88   |     | •   |  | FWD, M/T                       | 15-1150                                 | 26       | 28 | 56,4 | 98    | 51   |     |   |   |   |   | 4  | 3   |   |

| Jetta I (17) '79-'83    |   |  | L/R |  |  | NOTE                              | METELLI ref. | ABS | A  | B  | C    | D  | E  | F | H  | I | L   | M   | Fig |
|-------------------------|---|---|-----|---|---|-----------------------------------|--------------|-----|----|----|------|----|----|---|----|---|-----|-----|-----|
| 1.1 (37 kW) Eng. FA/ GG |    | -79   |     | ●   |   | M/T, Ch -17A0360000               | 13-0004      |     |    |    | 20   | 68 | 80 |   |    |   |     |     |     |
|                         |   | 79-7/83   |     | ●   |   | M/T, Ch 17A0360001-               | 13-0005      |     |    |    | 20   | 68 | 80 |   |    |   |     |     |     |
|                         |    | 79-83   |     |   | ●   | M/T                               | 14-0004      |     |    |    | 21   | 89 | 97 |   |    |   |     |     |     |
|                         |    | -79   |     | ●   |   | M/T, Ch -17A0360000               | 15-1004      |     | 22 | 30 | 50,3 | 81 | 48 |   |    |   |     | 11  | 3   |
|                         |   | 79-7/83   |     | ●   |   | M/T, Ch 17A0360001-               | 15-1005      |     | 22 | 30 | 50,3 | 81 | 48 |   |    |   |     | 11  | 2   |
|                         |    | 79-83   |     |   | ●   | M/T                               | 16-1003      |     |    | 33 |      | 92 |    |   |    |   |     |     |     |
| 1.3 (44 kW) Eng. GF     |    | 2/80-7/83   |     | ●   |   | M/T, Ch 17A0360001-17D641909      | 13-0005      |     |    |    | 20   | 68 | 80 |   |    |   |     |     |     |
|                         |   | 79-2/80   |     | ●   |   | M/T, Ch 1753000001-17A0360000     | 13-0004      |     |    |    | 20   | 68 | 80 |   |    |   |     |     |     |
|                         |    | 79-7/83   |     |   | ●   | M/T                               | 14-0004      |     |    |    | 21   | 89 | 97 |   |    |   |     |     |     |
|                         |    | 2/80-7/83   |     | ●   |   | M/T, Ch 17A0360001-17D641909      | 15-1005      |     | 22 | 30 | 50,3 | 81 | 48 |   |    |   |     | 11  | 2   |
|                         |   | 79-2/80   |     | ●   |   | M/T, Ch 1753000001-17A0360000     | 15-1004      |     | 22 | 30 | 50,3 | 81 | 48 |   |    |   |     | 11  | 3   |
|                         |    | 79-7/83   |     |   | ●   | M/T                               | 16-1003      |     |    | 33 |      | 92 |    |   |    |   |     |     |     |
| 1.5 (51 kW) Eng. JB     |    | 79-83   |     | ●   |   | M/T+A/T, Ch 1753000001-17A0360000 | 13-0004      |     |    |    | 20   | 68 | 80 |   |    |   |     |     |     |
|                         |   | 79-83   |     | ●   |   | M/T+A/T, Ch 17A0116213-17D641909  | 13-0005      |     |    |    | 20   | 68 | 80 |   |    |   |     |     |     |
|                         |    | 79-83   |     |   | ●   | M/T+A/T                           | 14-0005      |     |    |    | 21   | 94 | 97 |   |    |   |     |     |     |
|                         |    | 79-83   |     | ●   |   | M/T+A/T, Ch 1753000001-17A0360000 | 15-1004      |     | 22 | 30 | 50,3 | 81 | 48 |   |    |   |     | 11  | 3   |
|                         |   | 79-83   |     | ●   |   | M/T+A/T, Ch 17A0116213-17D641909  | 15-1005      |     | 22 | 30 | 50,3 | 81 | 48 |   |    |   |     | 11  | 2   |
|                         |    | 79-83   |     |   | ●   | M/T+A/T, Ch 1753000001-17A0360000 | 16-1004      |     |    | 33 |      | 94 |    |   |    |   |     |     |     |
|                         |   | 79-83   |     |   | ●   | M/T+A/T, Ch 17A0116213-17D641909  | 16-1004      |     |    | 33 |      | 94 |    |   |    |   |     |     |     |
|                         |    | 79-83   | L   |   |   | M/T+A/T, Ch 1753000001-17D641909  | 17-0052      |     | 22 | 33 |      | 81 | 94 |   | 78 |   | 540 | s10 |     |
| 1.5 D (37 kW) Eng. CK   |    | 79-80   |     | ●   |   | M/T, Ch 1753000001-17A0116212     | 13-0004      |     |    |    | 20   | 68 | 80 |   |    |   |     |     |     |
|                         |   | 79-80   |     | ●   |   | M/T, Ch 17A0116213-17D641909      | 13-0005      |     |    |    | 20   | 68 | 80 |   |    |   |     |     |     |
|                         |  | 79-80   |     |   | ●   | M/T                               | 14-0005      |     |    |    | 21   | 94 | 97 |   |    |   |     |     |     |
|                         |  | 79-80   |     | ●   |   | M/T, Ch 1753000001-17A0116212     | 15-1004      |     | 22 | 30 | 50,3 | 81 | 48 |   |    |   |     | 11  | 3   |
|                         |   | 79-80   |     | ●   |   | M/T, Ch 17A0116213-17D641909      | 15-1005      |     | 22 | 30 | 50,3 | 81 | 48 |   |    |   |     | 11  | 2   |
|                         |  | 79-80   |     |   | ●   | M/T                               | 16-1004      |     |    | 33 |      | 94 |    |   |    |   |     |     |     |
|                         |  | 79-80   | L   |   |   | Ch 1753000001-17D641909           | 17-0052      |     | 22 | 33 |      | 81 | 94 |   | 78 |   | 540 | s10 |     |
| 1.6 (81 kW) Eng. EG     |  | 79-82   |     | ●   |   | M/T, Ch 1763379207-17C999999      | 13-0005      |     |    |    | 20   | 68 | 80 |   |    |   |     |     |     |
|                         |  | 79-82   |     |   | ●   | M/T, Ch 1763379207-17C999999      | 14-0005      |     |    |    | 21   | 94 | 97 |   |    |   |     |     |     |
|                         |  | 79-82   |     | ●   |   | M/T, Ch 1763379207-17C999999      | 15-1021      |     | 22 | 30 | 53   | 81 | 48 |   |    |   |     | 11  | 2   |
|                         |  | 79-82   |     |   | ●   | M/T, Ch 1763379207-17C999999      | 16-1004      |     |    | 33 |      | 94 |    |   |    |   |     |     |     |
|                         |  | 79-82   | L   |   |   | Ch 1763379207-17C999999           | 17-0052      |     | 22 | 33 |      | 81 | 94 |   | 78 |   | 540 | s10 |     |






















| <b>Jetta I (17) '79-'83</b>        |   |  | L/R |  |  | NOTE                         | METELLI ref.   | ABS | A  | B  | C    | D  | E  | F | H  | I | L | M   | Fig |  |
|------------------------------------|---|---|-----|---|---|------------------------------|----------------|-----|----|----|------|----|----|---|----|---|---|-----|-----|--|
| 1.6 D (40 kW) Eng. CR/ JK          |    | 80-83   |     | •   |   | M/T, Ch 17A0116213-17D641909 | <b>13-0005</b> |     |    |    | 20   | 68 | 80 |   |    |   |   |     |     |  |
|                                    |    | 80-83   |     |   | •   | M/T, Ch 17A0116213-17D641909 | <b>14-0005</b> |     |    |    | 21   | 94 | 97 |   |    |   |   |     |     |  |
|                                    |    | 80-83   |     | •   |   | M/T, Ch 17A0116213-17D641909 | <b>15-1005</b> |     | 22 | 30 | 50,3 | 81 | 48 |   |    |   |   | 11  | 2   |  |
|                                    |    | 80-83   |     |   | •   | M/T, Ch 17A0116213-17D641909 | <b>16-1004</b> |     |    | 33 |      | 94 |    |   |    |   |   |     |     |  |
|                                    |    | 80-83   | L   |   |   | Ch 17A0116213-17D641909      | <b>17-0052</b> |     | 22 | 33 |      | 81 | 94 |   | 78 |   |   | 540 | s10 |  |
| 1.6 TD (51 kW) Eng. CY             |    | 82-83   |     | •   |   | M/T, Ch 17A0116213-17D641909 | <b>13-0005</b> |     |    |    | 20   | 68 | 80 |   |    |   |   |     |     |  |
|                                    |    | 82-83   |     |   | •   | M/T, Ch 17A0116213-17D641909 | <b>14-0005</b> |     |    |    | 21   | 94 | 97 |   |    |   |   |     |     |  |
|                                    |    | 82-83   |     | •   |   | M/T, Ch 17A0116213-17D641909 | <b>15-1005</b> |     | 22 | 30 | 50,3 | 81 | 48 |   |    |   |   | 11  | 2   |  |
|                                    |    | 82-83   |     |   | •   | M/T, Ch 17A0116213-17D641909 | <b>16-1004</b> |     |    | 33 |      | 94 |    |   |    |   |   |     |     |  |
|                                    |    | 82-83   | L   |   |   | Ch 17A0116213-17D641909      | <b>17-0052</b> |     | 22 | 33 |      | 81 | 94 |   | 78 |   |   | 540 | s10 |  |
| 1.8 (82 kW) Eng. DX                |    | 8/82-7/83   |     | •   |   | M/T, Ch 17D000001-17D641909  | <b>13-0005</b> |     |    |    | 20   | 68 | 80 |   |    |   |   |     |     |  |
|                                    |    | 8/82-7/83   |     |   | •   | M/T, Ch 17D000001-17D641909  | <b>14-0005</b> |     |    |    | 21   | 94 | 97 |   |    |   |   |     |     |  |
|                                    |    | 8/82-7/83   |     | •   |   | M/T, Ch 17D000001-17D641909  | <b>15-1021</b> |     | 22 | 30 | 53   | 81 | 48 |   |    |   |   | 11  | 2   |  |
|                                    |    | 8/82-7/83   |     |   | •   | M/T, Ch 17D000001-17D641909  | <b>16-1004</b> |     |    | 33 |      | 94 |    |   |    |   |   |     |     |  |
|                                    |    | 8/82-7/83   | L   |   |   | Ch 17D000001-17D641909       | <b>17-0052</b> |     | 22 | 33 |      | 81 | 94 |   | 78 |   |   | 540 | s10 |  |
| <b>Jetta II (19E, 1G2) '84-'91</b> |   |  | L/R |  |  | NOTE                         | METELLI ref.   | ABS | A  | B  | C    | D  | E  | F | H  | I | L | M   | Fig |  |
| 1.0 (33-37 kW) Eng. HZ             |    | 84-91   |     | •   |   | M/T, Ch 17D641910-1GN158228  | <b>13-0005</b> |     |    |    | 20   | 68 | 80 |   |    |   |   |     |     |  |
|                                    |    | 84-91   |     |   | •   | M/T, Ch 17D641910-1GN158228  | <b>14-0004</b> |     |    |    | 21   | 89 | 97 |   |    |   |   |     |     |  |
|                                    |   | 84-91   |     | •   |   | M/T, Ch 17D641910-1GN158228  | <b>15-1021</b> |     | 22 | 30 | 53   | 81 | 48 |   |    |   |   | 11  | 2   |  |
|                                    |  | 84-91   |     |   | •   | M/T, Ch 17D641910-1GN158228  | <b>16-1003</b> |     |    | 33 |      | 92 |    |   |    |   |   |     |     |  |
|                                    |  | 84-91   | L   |   |   | M/T                          | <b>17-0121</b> |     | 22 | 33 |      | 81 | 94 |   | 78 |   |   | 562 | s10 |  |
|                                    |  | 84-91   | R   |   |   | M/T                          | <b>17-0003</b> |     | 22 | 33 |      | 81 | 94 |   | 78 |   |   | 774 | s10 |  |
| 1.3 (44 kW) Eng. GT                |  | 84-86   |     | •   |   | M/T, Ch 17D641910-1GN300000  | <b>13-0005</b> |     |    |    | 20   | 68 | 80 |   |    |   |   |     |     |  |
|                                    |  | 84-86   |     |   | •   | M/T, Ch 17D641910-1GN300000  | <b>14-0004</b> |     |    |    | 21   | 89 | 97 |   |    |   |   |     |     |  |
|                                    |  | 84-86   |     | •   |   | M/T, Ch 17D641910-1GN300000  | <b>15-1021</b> |     | 22 | 30 | 53   | 81 | 48 |   |    |   |   | 11  | 2   |  |
|                                    |  | 84-86   |     |   | •   | M/T, Ch 17D641910-1GN300000  | <b>16-1003</b> |     |    | 33 |      | 92 |    |   |    |   |   |     |     |  |
|                                    |  | 84-86   | L   |   |   | M/T                          | <b>17-0121</b> |     | 22 | 33 |      | 81 | 94 |   | 78 |   |   | 562 | s10 |  |
|                                    |  | 84-86   | R   |   |   | M/T                          | <b>17-0003</b> |     | 22 | 33 |      | 81 | 94 |   | 78 |   |   | 774 | s10 |  |





























# VOLKSWAGEN






















| Jetta II (19E, 1G2) '84-'91          |    | L/R   |  |  | NOTE                        | METELLI ref. | ABS | A  | B  | C  | D  | E  | F | H  | I | L | M   | Fig |   |  |
|--------------------------------------|---|-------|---|---|-----------------------------|--------------|-----|----|----|----|----|----|---|----|---|---|-----|-----|---|--|
| 1.3, Kat (40 kW) Eng. 2G/ HK/ MH/ NZ |    | 84-91 |   | ●   | M/T, Ch 17D641910-1GN300000 | 13-0005      |     |    |    | 20 | 68 | 80 |   |    |   |   |     |     |   |  |
|                                      |    | 84-91 |   | ●   | M/T, Ch 17D641910-1GN300000 | 14-0004      |     |    |    | 21 | 89 | 97 |   |    |   |   |     |     |   |  |
|                                      |    | 84-91 |   | ●   | M/T, Ch 17D641910-1GN300000 | 15-1021      |     | 22 | 30 | 53 | 81 | 48 |   |    |   |   |     | 11  | 2 |  |
|                                      |    | 84-91 |   | ●   | M/T, Ch 17D641910-1GN300000 | 16-1003      |     |    | 33 |    | 92 |    |   |    |   |   |     |     |   |  |
|                                      |    | 84-91 | L   |   | M/T                         | 17-0121      |     | 22 | 33 |    | 81 | 94 |   | 78 |   |   | 562 | s10 |   |  |
|                                      |    | 84-91 | R   |   | M/T                         | 17-0003      |     | 22 | 33 |    | 81 | 94 |   | 78 |   |   | 774 | s10 |   |  |
| 1.6 (51 kW) Eng. PN                  |    | 86-91 |   | ●   | M/T+A/T                     | 13-0005      |     |    |    | 20 | 68 | 80 |   |    |   |   |     |     |   |  |
|                                      |    | 86-91 |   | ●   | M/T+A/T                     | 14-0005      |     |    |    | 21 | 94 | 97 |   |    |   |   |     |     |   |  |
|                                      |    | 86-91 |   | ●   | M/T+A/T                     | 15-1021      |     | 22 | 30 | 53 | 81 | 48 |   |    |   |   |     | 11  | 2 |  |
|                                      |    | 86-91 |   | ●   | M/T+A/T                     | 16-1004      |     |    | 33 |    | 94 |    |   |    |   |   |     |     |   |  |
|                                      |    | 86-91 | L   |   | M/T+A/T, Ch 17D641910-      | 17-0002      |     | 22 | 33 |    | 81 | 94 |   | 78 |   |   | 540 | s10 |   |  |
|                                      |    | 86-91 | R   |   | M/T+A/T, Ch 17D641910-      | 17-0003      |     | 22 | 33 |    | 81 | 94 |   | 78 |   |   | 774 | s10 |   |  |
| 1.6 (53 kW) Eng. RF(KAT)             |    | 86-91 |   | ●   | M/T+A/T                     | 13-0005      |     |    |    | 20 | 68 | 80 |   |    |   |   |     |     |   |  |
|                                      |    | 86-91 |   | ●   | M/T+A/T                     | 14-0005      |     |    |    | 21 | 94 | 97 |   |    |   |   |     |     |   |  |
|                                      |    | 86-91 |   | ●   | M/T+A/T                     | 15-1021      |     | 22 | 30 | 53 | 81 | 48 |   |    |   |   |     | 11  | 2 |  |
|                                      |    | 86-91 |   | ●   | M/T+A/T                     | 16-1004      |     |    | 33 |    | 94 |    |   |    |   |   |     |     |   |  |
|                                      |   | 86-91 | L   |   | M/T+A/T, Ch 17D641910-      | 17-0002      |     | 22 | 33 |    | 81 | 94 |   | 78 |   |   | 540 | s10 |   |  |
|                                      |  | 86-91 | R   |   | M/T+A/T, Ch 17D641910-      | 17-0003      |     | 22 | 33 |    | 81 | 94 |   | 78 |   |   | 774 | s10 |   |  |
| 1.6 (55 kW) Eng. EZ/ HM              |  | 84-91 |   | ●   | M/T+A/T                     | 13-0005      |     |    |    | 20 | 68 | 80 |   |    |   |   |     |     |   |  |
|                                      |  | 84-91 |   | ●   | M/T+A/T                     | 14-0005      |     |    |    | 21 | 94 | 97 |   |    |   |   |     |     |   |  |
|                                      |  | 84-91 |   | ●   | M/T+A/T                     | 15-1021      |     | 22 | 30 | 53 | 81 | 48 |   |    |   |   |     | 11  | 2 |  |
|                                      |  | 84-91 |   | ●   | M/T+A/T                     | 16-1004      |     |    | 33 |    | 94 |    |   |    |   |   |     |     |   |  |
|                                      |  | 84-91 | L   |   | M/T+A/T, Ch 17D641910-      | 17-0002      |     | 22 | 33 |    | 81 | 94 |   | 78 |   |   | 540 | s10 |   |  |
|                                      |  | 84-91 | R   |   | M/T+A/T, Ch 17D641910-      | 17-0003      |     | 22 | 33 |    | 81 | 94 |   | 78 |   |   | 774 | s10 |   |  |
| 1.6 D (40 kW) Eng. JP/ ME            |  | 84-91 |   | ●   | M/T                         | 13-0005      |     |    |    | 20 | 68 | 80 |   |    |   |   |     |     |   |  |
|                                      |  | 84-91 |   | ●   | M/T                         | 14-0005      |     |    |    | 21 | 94 | 97 |   |    |   |   |     |     |   |  |
|                                      |  | 84-91 |   | ●   | M/T                         | 15-1021      |     | 22 | 30 | 53 | 81 | 48 |   |    |   |   |     | 11  | 2 |  |
|                                      |  | 84-91 |   | ●   | M/T                         | 16-1004      |     |    | 33 |    | 94 |    |   |    |   |   |     |     |   |  |
|                                      |  | 84-91 | L   |   | Ch 17D641910-1GN158228      | 17-0002      |     | 22 | 33 |    | 81 | 94 |   | 78 |   |   | 540 | s10 |   |  |
|                                      |  | 84-91 | R   |   | Ch 17D641910-1GN158228      | 17-0003      |     | 22 | 33 |    | 81 | 94 |   | 78 |   |   | 774 | s10 |   |  |
| 1.6 TD (51 kW) Eng. JR/ MF           |  | 84-91 | L   |   |                             | 17-0002      |     | 22 | 33 |    | 81 | 94 |   | 78 |   |   | 540 | s10 |   |  |
|                                      |  | 84-91 | R   |   |                             | 17-0003      |     | 22 | 33 |    | 81 | 94 |   | 78 |   |   | 774 | s10 |   |  |





























| Jetta II (19E, 1G2) '84-'91                 |    | L/R       |  |  | NOTE                             | METELLI ref.                     | ABS             | A  | B  | C  | D  | E   | F   | H  | I  | L   | M   | Fig |  |
|---|---|-----------|---|---|----------------------------------|----------------------------------|-----------------|----|----|----|----|-----|-----|----|----|-----|-----|-----|--|
| 1.6 TD (59 kW) Eng. RA/ SB                  |    | 89-91     | L   |   |                                  | <b>17-0002</b>                   |                 | 22 | 33 |    | 81 | 94  |     | 78 |    | 540 | s10 |     |  |
|   |   | 89-91     | R   |   |                                  | <b>17-0003</b>                   |                 | 22 | 33 |    | 81 | 94  |     | 78 |    | 774 | s10 |     |  |
| 1.8 (62 kW) Eng. RH                         |    | 86-1/90   |   | ●   | M/T+A/T                          | <b>13-0005</b>                   |                 |    |    | 20 | 68 | 80  |     |    |    |     |     |     |  |
|   |   | 86-1/90   |   |   | ●                                | M/T                              | <b>14-0005</b>  |    |    |    | 21 | 94  | 97  |    |    |     |     |     |  |
|   |    | 86-1/90   |   | ●   | M/T+A/T                          | <b>15-1021</b>                   |                 | 22 | 30 | 53 | 81 | 48  |     |    |    |     | 11  | 2   |  |
|   |   | 86-1/90   |   |   | ●                                | M/T                              | <b>16-1004</b>  |    |    | 33 |    | 94  |     |    |    |     |     |     |  |
|   |    | 86-90     | L   |   |                                  | M/T+A/T, Ch 19E431737-1GN158228  | <b>17-0002</b>  |    | 22 | 33 |    | 81  | 94  |    | 78 |     | 540 | s10 |  |
|   |   | 86-90     | R   |   |                                  | M/T+A/T, Ch 19E431737-1GN158228  | <b>17-0003</b>  |    | 22 | 33 |    | 81  | 94  |    | 78 |     | 774 | s10 |  |
| 1.8 16v (102 kW) Eng. KR                    |    | 87-89     |   | ●   | M/T, Ch 19E431737-1GN158228      | <b>13-0048</b>                   |                 |    |    | 22 | 83 | 79  |     |    |    |     |     |     |  |
|   |   | 87-89     |   | ●   | M/T, Ch 19E431737-1GN158228      | <b>15-1009</b>                   |                 | 22 | 30 | 53 | 90 | 49  |     |    |    |     | 11  | 2   |  |
|   |    | 87-89     | L   |   | ●                                | M/T, Ch 19E431737-1GN158228      | <b>16-1010B</b> |    |    | 33 |    | 100 |     |    |    |     |     |     |  |
|   |   | 87-89     | R   |   | ●                                | M/T, Ch 19E431737-1GN158228      | <b>16-1010A</b> |    |    | 33 |    | 100 |     |    |    |     |     |     |  |
|   |    | 87-89     | L   |   |                                  | -ABS                             | <b>17-0339</b>  |    | 22 | 33 |    | 90  | 100 |    | 78 |     | 532 | s10 |  |
|   |   | 87-89     | R   |   |                                  |                                  | <b>17-0615</b>  |    | 22 | 33 |    | 90  | 100 |    | 78 |     | 769 | s10 |  |
| 1.8 16v GTi (95 kW) Eng. PL                 |    | 86-10/91  |   | ●   | M/T, Ch 19E431737-1GN158228      | <b>13-0048</b>                   |                 |    |    | 22 | 83 | 79  |     |    |    |     |     |     |  |
|   |   | 86-10/91  |   | ●   | M/T, Ch 19E431737-1GN158228      | <b>15-1009</b>                   |                 | 22 | 30 | 53 | 90 | 49  |     |    |    |     | 11  | 2   |  |
|   |    | 86-10/91  | L   |   | ●                                | M/T, Ch 19E431737-1GN158228      | <b>16-1010B</b> |    |    | 33 |    | 100 |     |    |    |     |     |     |  |
|   |   | 86-10/91  | R   |   | ●                                | M/T, Ch 19E431737-1GN158228      | <b>16-1010A</b> |    |    | 33 |    | 100 |     |    |    |     |     |     |  |
|   |    | 86-10/91  | L   |   |                                  | -ABS                             | <b>17-0339</b>  |    | 22 | 33 |    | 90  | 100 |    | 78 |     | 532 | s10 |  |
|   |   | 86-10/91  | R   |   |                                  |                                  | <b>17-0615</b>  |    | 22 | 33 |    | 90  | 100 |    | 78 |     | 769 | s10 |  |
| 1.8 GT, Syncro, Kat (66 kW) Eng. HV/ GU/ GX |   | 8/85-7/91 |   | ●   | RWD, M/T, Ch 19G000001-1GM990000 | <b>13-0035</b>                   |                 |    |    | 20 | 68 | 80  |     |    |    |     |     |     |  |
|   |   | 86-1/90   |   | ●   | FWD, M/T                         | <b>13-0005</b>                   |                 |    |    | 20 | 68 | 80  |     |    |    |     |     |     |  |
|   |  | 8/85-7/91 |   |   | ●                                | RWD, M/T                         | <b>14-0005</b>  |    |    |    | 21 | 94  | 97  |    |    |     |     |     |  |
|   |   | 8/85-7/91 |   | ●   | RWD, M/T, Ch 19G000001-1GM990000 | <b>15-1096</b>                   |                 | 22 | 30 | 51 | 81 | 48  |     |    |    |     | 11  | 2   |  |
|   |  | 86-1/90   |   | ●   | FWD, M/T                         | <b>15-1021</b>                   |                 | 22 | 30 | 53 | 81 | 48  |     |    |    |     | 11  | 2   |  |
|   |   | 8/85-7/91 |   |   | ●                                | RWD, M/T, Ch 19G000001-1GM990000 | <b>16-1004</b>  |    |    | 33 |    | 94  |     |    |    |     |     |     |  |
|   |  | 86-1/90   |   |   | ●                                | FWD, M/T                         | <b>16-1004</b>  |    |    | 33 |    | 94  |     |    |    |     |     |     |  |
|   |   | 8/89-     | L   |   |                                  | FWD                              | <b>17-0339</b>  |    | 22 | 33 |    | 90  | 100 |    | 78 |     | 532 | s10 |  |
|   |  | 84-7/89   | L   |   |                                  | FWD                              | <b>17-0002</b>  |    | 22 | 33 |    | 81  | 94  |    | 78 |     | 540 | s10 |  |
|   |   | 84-7/89   | R   |   |                                  | FWD                              | <b>17-0003</b>  |    | 22 | 33 |    | 81  | 94  |    | 78 |     | 774 | s10 |  |
































































| Jetta II (19E, 1G2) '84-'91      |    | L/R        |  |  | NOTE                             | METELLI ref.                | ABS      | A  | B  | C  | D  | E   | F   | H | I  | L | M   | Fig |    |   |
|----------------------------------|---|------------|---|---|----------------------------------|-----------------------------|----------|----|----|----|----|-----|-----|---|----|---|-----|-----|----|---|
| 1.8 GTi (82 kW) Eng. EV/ GZ/ PB  |    | 1/84-10/91 |   | •   | M/T, Ch 19E431737-1GN158228      | 13-0048                     |          |    |    | 22 | 83 | 79  |     |   |    |   |     |     |    |   |
|                                  |    | 1/84-10/91 |   | •   | M/T, Ch 19E431737-1GN158228      | 15-1009                     |          | 22 | 30 | 53 | 90 | 49  |     |   |    |   |     | 11  | 2  |   |
|                                  |    | 1/84-10/91 | L   |   | •                                | M/T, Ch 19E431737-1GN158228 | 16-1010B |    |    | 33 |    | 100 |     |   |    |   |     |     |    |   |
|                                  |   | 1/84-10/91 | R   |   | •                                | M/T, Ch 19E431737-1GN158228 | 16-1010A |    |    | 33 |    | 100 |     |   |    |   |     |     |    |   |
|                                  |    | 1/84-10/91 | L   |   |                                  |                             | 17-0339  |    | 22 | 33 |    | 90  | 100 |   | 78 |   | 532 | s10 |    |   |
|                                  |   | 1/84-10/91 | R   |   |                                  |                             | 17-0615  |    | 22 | 33 |    | 90  | 100 |   | 78 |   | 769 | s10 |    |   |
| 1.8 GTi, Kat (79 kW) Eng. PF/ RD |    | 85-87      |   | •   | M/T, Ch 19E431737-1GN158228      | 13-0048                     |          |    |    | 22 | 83 | 79  |     |   |    |   |     |     |    |   |
|                                  |    | 85-87      |   | •   | M/T, Ch 19E431737-1GN158228      | 15-1009                     |          | 22 | 30 | 53 | 90 | 49  |     |   |    |   |     | 11  | 2  |   |
|                                  |    | 85-87      | L   |   | •                                | M/T, Ch 19E431737-1GN158228 | 16-1010B |    |    | 33 |    | 100 |     |   |    |   |     |     |    |   |
|                                  |   | 85-87      | R   |   | •                                | M/T, Ch 19E431737-1GN158228 | 16-1010A |    |    | 33 |    | 100 |     |   |    |   |     |     |    |   |
|                                  |    | 85-87      | L   |   |                                  |                             | 17-0339  |    | 22 | 33 |    | 90  | 100 |   | 78 |   | 532 | s10 |    |   |
|                                  |   | 85-87      | R   |   |                                  |                             | 17-0615  |    | 22 | 33 |    | 90  | 100 |   | 78 |   | 769 | s10 |    |   |
| 1.8 Syncro (72 kW) Eng. 1P       |    | 88-1/90    |   | •   | FWD, M/T                         | 13-0005                     |          |    |    | 20 | 68 | 80  |     |   |    |   |     |     |    |   |
|                                  |   | 88-7/91    |   | •   | RWD, M/T, Ch 19G000001-1GM990000 | 13-0035                     |          |    |    | 20 | 68 | 80  |     |   |    |   |     |     |    |   |
|                                  |    | 88-7/91    |   | •   | RWD, M/T                         | 14-0005                     |          |    |    | 21 | 94 | 97  |     |   |    |   |     |     |    |   |
|                                  |    | 88-1/90    |   | •   | FWD, M/T                         | 15-1021                     |          | 22 | 30 | 53 | 81 | 48  |     |   |    |   |     |     | 11 | 2 |
|                                  |   | 88-7/91    |   | •   | RWD, M/T, Ch 19G000001-1GM990000 | 15-1096                     |          | 22 | 30 | 51 | 81 | 48  |     |   |    |   |     |     | 11 | 2 |
|                                  |    | 88-1/90    |   | •   | FWD, M/T                         | 16-1004                     |          |    |    | 33 |    | 94  |     |   |    |   |     |     |    |   |
|                                  |   | 88-7/91    |   | •   | RWD, M/T, Ch 19G000001-1GM990000 | 16-1004                     |          |    |    | 33 |    | 94  |     |   |    |   |     |     |    |   |
|                                  |    | 8/89-      | L   |   |                                  | FWD                         | 17-0339  |    | 22 | 33 |    | 90  | 100 |   | 78 |   | 532 | s10 |    |   |
|                                  |   | 88-7/89    | L   |   |                                  | FWD                         | 17-0002  |    | 22 | 33 |    | 81  | 94  |   | 78 |   | 540 | s10 |    |   |
|                                  |   | 88-7/89    | R   |   |                                  | FWD                         | 17-0003  |    | 22 | 33 |    | 81  | 94  |   | 78 |   | 774 | s10 |    |   |
| 1.8, Syncro (66 kW) Eng. RP      |  | 8/85-7/91  |   | •   | RWD, M/T, Ch 19G000001-1GM990000 | 13-0035                     |          |    |    | 20 | 68 | 80  |     |   |    |   |     |     |    |   |
|                                  |   | 86-1/90    |   | •   | FWD, M/T                         | 13-0005                     |          |    |    | 20 | 68 | 80  |     |   |    |   |     |     |    |   |
|                                  |  | 8/85-7/91  |   | •   | 4WD, M/T                         | 14-0005                     |          |    |    | 21 | 94 | 97  |     |   |    |   |     |     |    |   |
|                                  |  | 8/85-7/91  |   | •   | RWD, M/T, Ch 19G000001-1GM990000 | 15-1096                     |          | 22 | 30 | 51 | 81 | 48  |     |   |    |   |     |     | 11 | 2 |
|                                  |   | 86-1/90    |   | •   | FWD, M/T                         | 15-1021                     |          | 22 | 30 | 53 | 81 | 48  |     |   |    |   |     |     | 11 | 2 |
|                                  |  | 8/85-7/91  |   | •   | RWD, M/T, Ch 19G000001-1GM990000 | 16-1004                     |          |    |    | 33 |    | 94  |     |   |    |   |     |     |    |   |
|                                  |   | 86-1/90    |   | •   | FWD, M/T                         | 16-1004                     |          |    |    | 33 |    | 94  |     |   |    |   |     |     |    |   |
|                                  |  | 8/89-      | L   |   |                                  | FWD                         | 17-0339  |    | 22 | 33 |    | 90  | 100 |   | 78 |   | 532 | s10 |    |   |
|                                  |   | 87-7/89    | L   |   |                                  | FWD                         | 17-0002  |    | 22 | 33 |    | 81  | 94  |   | 78 |   | 540 | s10 |    |   |
|                                  |   | 87-7/89    | R   |   |                                  | FWD                         | 17-0003  |    | 22 | 33 |    | 81  | 94  |   | 78 |   | 774 | s10 |    |   |

| Jetta III (1KM) '05-'11         |   |  | L/R |  |  | NOTE  | METELLI ref. | ABS | A  | B  | C    | D     | E    | F | H | I | L | M  | Fig |   |
|---------------------------------|---|---|-----|---|--|---|--------------|-----|----|----|------|-------|------|---|---|---|---|----|-----|---|
| 1.4 16v TSi (103 kW) Eng. BMY   |    | 06-   |     | •   |  |   | 13-0320      |     |    |    | 25   | 90    | 107  |   |   |   |   |    |     |   |
|                                 |   | 06-   |     | •   | M/T  |   | 13-0319      |     |    |    | 26   | 87    | 117  |   |   |   |   |    |     |   |
|                                 |    | 06-   |     | •   |  |   | 15-1463      |     | 36 | 27 | 59,5 | 97,95 | 40,5 |   |   |   |   | 13 | 2   |   |
|                                 |   | 06-   |     | •   | M/T  |   | 15-1467      |     | 36 | 30 | 59,5 | 90    | 40   |   |   |   |   |    | 13  | 2 |
| 1.4 TSi (118 kW) Eng. CAVD      |    | 08-   |     | •   |  | M/T, Doppia Frizione/Double Clutch DSG      | 13-0319      |     |    |    | 26   | 87    | 117  |   |   |   |   |    |     |   |
|                                 |   | 08-   |     | •   |  | M/T, 7Sp, Doppia Frizione/Double Clutch DSG | 13-0320      |     |    |    | 25   | 90    | 107  |   |   |   |   |    |     |   |
|                                 |    | 08-   |     | •   |  | M/T, Doppia Frizione/Double Clutch DSG      | 15-1467      |     | 36 | 30 | 59,5 | 90    | 40   |   |   |   |   |    | 13  | 2 |
|                                 |   | 08-   |     | •   |  | M/T, 7Sp, Doppia Frizione/Double Clutch DSG | 15-1463      |     | 36 | 27 | 59,5 | 97,95 | 40,5 |   |   |   |   |    | 13  | 2 |
| 1.4 TSi (125 kW) Eng. BLG       |    | 06-   |     | •   |  |   | 13-0320      |     |    |    | 25   | 90    | 107  |   |   |   |   |    |     |   |
|                                 |    | 06-   |     | •   |  |   | 15-1463      |     | 36 | 27 | 59,5 | 97,95 | 40,5 |   |   |   |   |    | 13  | 2 |
| 1.4 TSi (90 kW) Eng. CAXA       |    | 07-   |     | •   |  |   | 13-0319      |     |    |    | 26   | 87    | 117  |   |   |   |   |    |     |   |
|                                 |    | 07-   |     | •   |  |   | 15-1467      |     | 36 | 30 | 59,5 | 90    | 40   |   |   |   |   |    | 13  | 2 |
| 1.6 (75 kW) Eng. BSE/ BSF/ CCSA |    | 05-   |     | •   |  |   | 13-0319      |     |    |    | 26   | 87    | 117  |   |   |   |   |    |     |   |
|                                 |    | 05-   |     | •   |  |   | 15-1467      |     | 36 | 30 | 59,5 | 90    | 40   |   |   |   |   |    | 13  | 2 |
|                                 |    | 05-11   |     | •   | M/T, Exc. Doppia Frizione/Double Clutch  |   | 16-1010C     |     |    | 33 |      | 100   |      |   |   |   |   |    |     |   |
| 1.6 (75 kW) Eng. CCSA           |    | 08-   |     | •   |  |   | 13-0319      |     |    |    | 26   | 87    | 117  |   |   |   |   |    |     |   |
|                                 |    | 08-   |     | •   |  |   | 15-1467      |     | 36 | 30 | 59,5 | 90    | 40   |   |   |   |   |    | 13  | 2 |
|                                 |    | 08-10   |     | •   | M/T, Exc. Doppia Frizione/Double Clutch  |   | 16-1010C     |     |    | 33 |      | 100   |      |   |   |   |   |    |     |   |
| 1.6 FSI (85 kW) Eng. BAG/ BLF   |   | 05-   |     | •   |  |   | 13-0319      |     |    |    | 26   | 87    | 117  |   |   |   |   |    |     |   |
|                                 |  | 05-   |     | •   |  |   | 15-1467      |     | 36 | 30 | 59,5 | 90    | 40   |   |   |   |   |    | 13  | 2 |
|                                 |  | 05-11   |     | •   | M/T, Exc. Doppia Frizione/Double Clutch  |   | 16-1010C     |     |    | 33 |      | 100   |      |   |   |   |   |    |     |   |
| 1.6 TDi (77 kW) Eng. CAYC       |  | 08-   |     | •   |  | M/T, Doppia Frizione/Double Clutch DSG      | 13-0319      |     |    |    | 26   | 87    | 117  |   |   |   |   |    |     |   |
|                                 |   | 08-   |     | •   |  | M/T, 7Sp, Doppia Frizione/Double Clutch DSG | 13-0320      |     |    |    | 25   | 90    | 107  |   |   |   |   |    |     |   |
|                                 |  | 08-   |     | •   |  | M/T, Doppia Frizione/Double Clutch DSG      | 15-1467      |     | 36 | 30 | 59,5 | 90    | 40   |   |   |   |   |    | 13  | 2 |
|                                 |   | 08-   |     | •   |  | M/T, 7Sp, Doppia Frizione/Double Clutch DSG | 15-1463      |     | 36 | 27 | 59,5 | 97,95 | 40,5 |   |   |   |   |    | 13  | 2 |
| 1.9 TDi (77 kW) Eng. BKC/ BLS   |  | 05-   |     | •   |  |   | 13-0319      |     |    |    | 26   | 87    | 117  |   |   |   |   |    |     |   |
|                                 |  | 05-   |     | •   |  |   | 15-1467      |     | 36 | 30 | 59,5 | 90    | 40   |   |   |   |   |    | 13  | 2 |
|                                 |  | 05-11   |     | •   | M/T, Exc. Doppia Frizione/Double Clutch  |   | 16-1010C     |     |    | 33 |      | 100   |      |   |   |   |   |    |     |   |
| 2.0 FSI (110 kW) Eng. BLR/ BLY  |  | 05-   |     | •   | M/T  |   | 13-0319      |     |    |    | 26   | 87    | 117  |   |   |   |   |    |     |   |
|                                 |   | 05-   |     | •   | M/T, 6Sp   |   | 13-0320      |     |    |    | 25   | 90    | 107  |   |   |   |   |    |     |   |
|                                 |  | 05-   |     | •   | M/T  |   | 15-1467      |     | 36 | 30 | 59,5 | 90    | 40   |   |   |   |   |    | 13  | 2 |
|                                 |   | 05-   |     | •   | M/T, 6Sp   |   | 15-1463      |     | 36 | 27 | 59,5 | 97,95 | 40,5 |   |   |   |   |    | 13  | 2 |
|                                 |  | 05-11   |     | •   | M/T, Exc. Doppia Frizione/Double Clutch  |   | 16-1010C     |     |    | 33 |      | 100   |      |   |   |   |   |    |     |   |



































| <b>Jetta III (1KM) '05-'11</b>         |   |  | L/R |  |  | NOTE  | METELLI ref.   | ABS | A  | B  | C    | D     | E    | F | H | I | L | M  | Fig |   |
|--|---|---|-----|---|--|---|----------------|-----|----|----|------|-------|------|---|---|---|---|----|-----|---|
| 2.0 TDi (103 kW) Eng. BKD/ BMM         |    | 05-   |     | •   |  |   | <b>13-0319</b> |     |    |    | 26   | 87    | 117  |   |   |   |   |    |     |   |
|  |   | 05-   |     | •   |  | M/T, 6Sp                                      | <b>13-0320</b> |     |    |    | 25   | 90    | 107  |   |   |   |   |    |     |   |
|  |    | 05-   |     | •   |  |   | <b>15-1467</b> |     | 36 | 30 | 59,5 | 90    | 40   |   |   |   |   |    | 13  | 2 |
|  |   | 05-   |     | •   |  | M/T, 6Sp                                      | <b>15-1463</b> |     | 36 | 27 | 59,5 | 97,95 | 40,5 |   |   |   |   |    | 13  | 2 |
| 2.0 TDi (125 kW) Eng. BMN              |    | 06-   |     | •   |  | M/T, 6/7Sp, Doppia Frizione/Double Clutch DSG | <b>13-0436</b> |     |    |    | 27,3 | 96,5  | 109  |   |   |   |   |    |     |   |
|  |   | 06-   |     | •   |  | M/T, 6/7Sp, Doppia Frizione/Double Clutch DSG | <b>15-1658</b> |     | 36 | 27 | 59,5 | 100,1 | 40   |   |   |   |   | 13 | 1   |   |
| 2.0 TFSI (147 kW) Eng. BWA/ BPY/ CCTA  |    | 05-   |     | •   |  |   | <b>13-0320</b> |     |    |    | 25   | 90    | 107  |   |   |   |   |    |     |   |
|  |   | 05-   |     | •   |  |   | <b>15-1463</b> |     | 36 | 27 | 59,5 | 97,95 | 40,5 |   |   |   |   | 13 | 2   |   |
| <b>Jetta IV (162) '11-</b>             |   |  | L/R |  |  | NOTE  | METELLI ref.   | ABS | A  | B  | C    | D     | E    | F | H | I | L | M  | Fig |   |
| 1.2 TSi (77 kW) Eng. CBZB              |    | 11-   |     | •   |  | 6Sp   | <b>13-0319</b> |     |    |    | 26   | 87    | 117  |   |   |   |   |    |     |   |
|  |   | 11-   |     | •   |  | 6Sp / 7Sp, Doppia Frizione/ Double Clutch     | <b>13-0320</b> |     |    |    | 25   | 90    | 107  |   |   |   |   |    |     |   |
|  |    | 11-   |     | •   |  | 6Sp   | <b>15-1467</b> |     | 36 | 30 | 59,5 | 90    | 40   |   |   |   |   |    | 13  | 2 |
|  |   | 11-   |     | •   |  | 6Sp / 7Sp, Doppia Frizione/ Double Clutch     | <b>15-1463</b> |     | 36 | 27 | 59,5 | 97,95 | 40,5 |   |   |   |   |    | 13  | 2 |
| 1.4 TSi (110 kW) Eng. CNLA/ CTHA/ CAVA |    | 11-   |     | •   |  | Doppia Frizione/ Double Clutch                | <b>13-0320</b> |     |    |    | 25   | 90    | 107  |   |   |   |   |    |     |   |
|  |   | 11-   |     | •   |  | M/T   | <b>13-0319</b> |     |    |    | 26   | 87    | 117  |   |   |   |   |    |     |   |
|  |    | 11-   |     | •   |  | Doppia Frizione/ Double Clutch                | <b>15-1463</b> |     | 36 | 27 | 59,5 | 97,95 | 40,5 |   |   |   |   |    | 13  | 2 |
|  |   | 11-   |     | •   |  | M/T   | <b>15-1467</b> |     | 36 | 30 | 59,5 | 90    | 40   |   |   |   |   |    | 13  | 2 |
| 1.4 TSi (118 kW) Eng. CAVD/ CTHD       |    | 11-   |     | •   |  | 6Sp   | <b>13-0319</b> |     |    |    | 26   | 87    | 117  |   |   |   |   |    |     |   |
|  |   | 11-   |     | •   |  | 6Sp / 7Sp, Doppia Frizione/ Double Clutch     | <b>13-0320</b> |     |    |    | 25   | 90    | 107  |   |   |   |   |    |     |   |
|  |   | 11-   |     | •   |  | 6Sp   | <b>15-1467</b> |     | 36 | 30 | 59,5 | 90    | 40   |   |   |   |   |    | 13  | 2 |
|  |   | 11-   |     | •   |  | 6Sp / 7Sp, Doppia Frizione/ Double Clutch     | <b>15-1463</b> |     | 36 | 27 | 59,5 | 97,95 | 40,5 |   |   |   |   |    | 13  | 2 |
| 1.4 TSi (90 kW) Eng. CAXA/ CMSB        |  | 11-   |     | •   |  | Doppia Frizione/ Double Clutch                | <b>13-0320</b> |     |    |    | 25   | 90    | 107  |   |   |   |   |    |     |   |
|  |   | 11-   |     | •   |  | M/T   | <b>13-0319</b> |     |    |    | 26   | 87    | 117  |   |   |   |   |    |     |   |
|  |  | 11-   |     | •   |  | Doppia Frizione/ Double Clutch                | <b>15-1463</b> |     | 36 | 27 | 59,5 | 97,95 | 40,5 |   |   |   |   |    | 13  | 2 |
|  |   | 11-   |     | •   |  | M/T   | <b>15-1467</b> |     | 36 | 30 | 59,5 | 90    | 40   |   |   |   |   |    | 13  | 2 |
| 1.6 TDi (77 kW) Eng. CAYC              |  | 11-   |     | •   |  | 6Sp   | <b>13-0319</b> |     |    |    | 26   | 87    | 117  |   |   |   |   |    |     |   |
|  |   | 11-   |     | •   |  | 6Sp / 7Sp, Doppia Frizione/ Double Clutch     | <b>13-0320</b> |     |    |    | 25   | 90    | 107  |   |   |   |   |    |     |   |
|  |  | 11-   |     | •   |  | 6Sp   | <b>15-1467</b> |     | 36 | 30 | 59,5 | 90    | 40   |   |   |   |   |    | 13  | 2 |
|  |   | 11-   |     | •   |  | 6Sp / 7Sp, Doppia Frizione/ Double Clutch     | <b>15-1463</b> |     | 36 | 27 | 59,5 | 97,95 | 40,5 |   |   |   |   |    | 13  | 2 |
| 2.0 (85 kW) Eng. CBPA/ CKJA            |  | 10-   |     | •   |  |   | <b>13-0319</b> |     |    |    | 26   | 87    | 117  |   |   |   |   |    |     |   |
|  |   | 10-   |     | •   |  |   | <b>15-1467</b> |     | 36 | 30 | 59,5 | 90    | 40   |   |   |   |   | 13 | 2   |   |

| Jetta IV (162) '11-                           |   |  | L/R |  |  | NOTE                                      | METELLI ref. | ABS | A  | B  | C    | D     | E    | F    | H  | I  | L   | M   | Fig |   |
|---|---|---|-----|---|--|---|--------------|-----|----|----|------|-------|------|------|----|----|-----|-----|-----|---|
| 2.0 TDi (103 kW) Eng. CFFB/ CFHC/ CJAA/ CLCB  |    | 11-   |     | •   |  | 6Sp                                       | 13-0319      |     |    |    | 26   | 87    | 117  |      |    |    |     |     |     |   |
|   |   | 11-   |     | •   |  | 6Sp / 7Sp, Doppia Frizione/ Double Clutch | 13-0320      |     |    |    | 25   | 90    | 107  |      |    |    |     |     |     |   |
|   |    | 11-   |     | •   |  | 6Sp                                       | 15-1467      |     | 36 | 30 | 59,5 | 90    | 40   |      |    |    |     | 13  | 2   |   |
|   |   | 11-   |     | •   |  | 6Sp / 7Sp, Doppia Frizione/ Double Clutch | 15-1463      |     | 36 | 27 | 59,5 | 97,95 | 40,5 |      |    |    |     |     | 13  | 2 |
| 2.0 TDi (81 kW) Eng. CLCA                     |    | 10-   |     | •   |  |   | 13-0319      |     |    |    | 26   | 87    | 117  |      |    |    |     |     |     |   |
|   |    | 10-   |     | •   |  |   | 15-1467      |     | 36 | 30 | 59,5 | 90    | 40   |      |    |    |     |     | 13  | 2 |
| 2.0 TSi (147 kW) Eng. CBFA/ CCTA/ CCZA        |    | 11-   |     | •   |  | 6Sp                                       | 13-0319      |     |    |    | 26   | 87    | 117  |      |    |    |     |     |     |   |
|   |   | 11-   |     | •   |  | 6Sp / 7Sp, Doppia Frizione/ Double Clutch | 13-0320      |     |    |    | 25   | 90    | 107  |      |    |    |     |     |     |   |
|   |    | 11-   |     | •   |  | 6Sp                                       | 15-1467      |     | 36 | 30 | 59,5 | 90    | 40   |      |    |    |     |     | 13  | 2 |
|   |   | 11-   |     | •   |  | 6Sp / 7Sp, Doppia Frizione/ Double Clutch | 15-1463      |     | 36 | 27 | 59,5 | 97,95 | 40,5 |      |    |    |     |     | 13  | 2 |
| 2.5 FSI (125 kW) Eng. CBTA/ CBUA/ CCCA        |    | 10-   |     | •   |  | M/T                                       | 13-0319      |     |    |    | 26   | 87    | 117  |      |    |    |     |     |     |   |
|   |    | 10-   |     | •   |  | M/T                                       | 15-1467      |     | 36 | 30 | 59,5 | 90    | 40   |      |    |    |     |     | 13  | 2 |
| Kaefer '49-'03                                |   |  | L/R |  |  | NOTE                                      | METELLI ref. | ABS | A  | B  | C    | D     | E    | F    | H  | I  | L   | M   | Fig |   |
| 1.6, Cabrio (35 kW) Eng. AE/ AH/ AK           |    | 8/70-75   |     | •   | •  | M/T+A/T                                   | 14-0005      |     |    |    | 21   | 94    | 97   |      |    |    |     |     |     |   |
|   |    | 8/70-75   |     | •   | •  | M/T+A/T                                   | 16-1004      |     |    | 33 |      | 94    |      |      |    |    |     |     |     |   |
| Lupo (6X1, 6E1) '98-                          |   |  | L/R |  |  | NOTE                                      | METELLI ref. | ABS | A  | B  | C    | D     | E    | F    | H  | I  | L   | M   | Fig |   |
| 1.0 (37 kW) Eng. AER/ AHT/ ALD/ ALL/ ANV/ AUC |    | 4/98-   |     | •   |  |   | 13-0153      |     |    |    | 20   | 68    | 80   |      |    |    |     |     |     |   |
|   |    | 4/98-   |     | •   |  |   | 15-1190      |     | 22 | 30 | 53   | 81    | 48   |      |    |    |     |     | 11  | 2 |
|   |   | 4/98-   | L   |   |  |   | 17-0171      |     | 22 | 33 |      | 81    | 94   |      | 78 |    |     | 525 | s10 |   |
|   |   | 4/98-   | R   |   |  |   | 17-0172      |     | 22 | 33 |      | 81    | 94   |      | 78 |    |     | 750 | s10 |   |
| 1.2 TDi 3L (45 kW) Eng. ANY/ AYZ              |  | 99-   |     | •   |  |   | 13-0376      |     |    |    | 21,3 | 69    | 103  |      |    |    |     |     |     |   |
|   |  | 99-   |     | •   |  |   | 15-1547      |     | 20 | 26 | 44   | 69,9  | 43   |      |    |    |     |     | 11  | 1 |
|   |  | 99-   | L   |   |  |   | 17-0475      |     | 20 |    | 28   | 70    | 72   | 39,3 | 57 | 62 | 510 | s16 |     |   |
|   |   | 99-   | R   |   |  |   | 17-0476      |     | 20 |    | 28   | 70    | 72   | 39,3 | 57 | 62 | 726 | s16 |     |   |
| 1.4 (44 kW) Eng. AKK/ AUD                     |  | 00-   |     | •   |  |   | 13-0153      |     |    |    | 20   | 68    | 80   |      |    |    |     |     |     |   |
|   |  | 00-   |     | •   |  |   | 15-1190      |     | 22 | 30 | 53   | 81    | 48   |      |    |    |     |     | 11  | 2 |
|   |  | 00-   | L   |   |  |   | 17-0171      |     | 22 | 33 |      | 81    | 94   |      | 78 |    |     | 525 | s10 |   |
|   |   | 00-   | R   |   |  |   | 17-0172      |     | 22 | 33 |      | 81    | 94   |      | 78 |    |     | 750 | s10 |   |

| <b>Lupo (6X1, 6E1) '98-</b>                  |   |    | L/R |    |    | NOTE  | METELLI ref.    | ABS            | A  | B  | C    | D    | E   | F  | H | I  | L | M | Fig |     |  |
|--|---|---|-----|---|--|---|-----------------|----------------|----|----|------|------|-----|----|---|----|---|---|-----|-----|--|
| 1.4 16v (55 kW) Eng. AHW/ AKQ/ APE/ AUA/ BBY |    | 98-   |     | •   |  |   | <b>13-0153</b>  |                |    |    | 20   | 68   | 80  |    |   |    |   |   |     |     |  |
|  |    | 98-   |     | •   |  |   | <b>15-1190</b>  |                | 22 | 30 | 53   | 81   | 48  |    |   |    |   |   | 11  | 2   |  |
|  |    | 98-   | L   |   |  |   |                 | <b>17-0171</b> |    | 22 | 33   |      | 81  | 94 |   | 78 |   |   | 525 | s10 |  |
|  |   | 98-   | R   |   |  |   |                 | <b>17-0172</b> |    | 22 | 33   |      | 81  | 94 |   | 78 |   |   | 750 | s10 |  |
| 1.4 16v (74 kW) Eng. AFK/ ANM/ AQQ/ AUB      |    | 99-   |     | •   |  |   | <b>13-0153</b>  |                |    |    | 20   | 68   | 80  |    |   |    |   |   |     |     |  |
|  |    | 99-   |     | •   |  |   | <b>15-1190</b>  |                | 22 | 30 | 53   | 81   | 48  |    |   |    |   |   | 11  | 2   |  |
|  |    | 99-   | L   |   |  |   |                 | <b>17-0171</b> |    | 22 | 33   |      | 81  | 94 |   | 78 |   |   | 525 | s10 |  |
|  |   | 99-   | R   |   |  |   |                 | <b>17-0172</b> |    | 22 | 33   |      | 81  | 94 |   | 78 |   |   | 750 | s10 |  |
| 1.4 FSI (77 kW) Eng. ARR                     |    | 01-   |     | •   |  |   | <b>13-0153</b>  |                |    |    | 20   | 68   | 80  |    |   |    |   |   |     |     |  |
|  |    | 01-   |     | •   |  |   | <b>15-1190</b>  |                | 22 | 30 | 53   | 81   | 48  |    |   |    |   |   | 11  | 2   |  |
|  |    | 01-   | L   |   |  |   |                 | <b>17-0171</b> |    | 22 | 33   |      | 81  | 94 |   | 78 |   |   | 525 | s10 |  |
|  |   | 01-   | R   |   |  |   |                 | <b>17-0172</b> |    | 22 | 33   |      | 81  | 94 |   | 78 |   |   | 750 | s10 |  |
| 1.4 TDi (55 kW) Eng. AMF                     |    | 1/99-   |     | •   |  |   | <b>13-0322</b>  |                |    |    | 25   | 78   | 130 |    |   |    |   |   |     |     |  |
|  |    | 1/99-   |     | •   |  |   | <b>15-1466</b>  |                | 22 | 30 | 53,3 | 87,9 | 49  |    |   |    |   |   | 11  | 2   |  |
|  |    | 1/99-   |     |   | •  | G.Box:GAX, Exc. Doppia Frizione/Double Clutch | <b>16-1010C</b> |                |    | 33 |      | 100  |     |    |   |    |   |   |     |     |  |
|  |    | 99-   | L   |   |  | G.Box:ESP,EXB                                 | <b>17-0472</b>  |                | 22 |    |      |      | 88  |    |   | 79 |   |   | 527 | s1  |  |
|  |   | 99-   | R   |   |  | G.Box:ESP,EXB                                 | <b>17-0474</b>  |                | 22 |    |      |      | 88  | 95 |   | 79 |   |   | 712 | s1  |  |
| 1.6 16v GTI (92 kW) Eng. ARC/ AVY            |    | 00-   |     | •   |  |   | <b>13-0322</b>  |                |    |    | 25   | 78   | 130 |    |   |    |   |   |     |     |  |
|  |    | 00-   |     | •   |  |   | <b>15-1466</b>  |                | 22 | 30 | 53,3 | 87,9 | 49  |    |   |    |   |   | 11  | 2   |  |
| 1.7 SDi (44 kW) Eng. AKU                     |   | 4/98-   |     | •   |  |   | <b>13-0153</b>  |                |    |    | 20   | 68   | 80  |    |   |    |   |   |     |     |  |
|  |  | 4/98-   |     | •   |  |   | <b>15-1190</b>  |                | 22 | 30 | 53   | 81   | 48  |    |   |    |   |   | 11  | 2   |  |
|  |  | 4/98-   | L   |   |  |   |                 | <b>17-0171</b> |    | 22 | 33   |      | 81  | 94 |   | 78 |   |   | 525 | s10 |  |
|  |   | 4/98-   | R   |   |  |   |                 | <b>17-0172</b> |    | 22 | 33   |      | 81  | 94 |   | 78 |   |   | 750 | s10 |  |
| <b>Maggiolino (5C1) '11-</b>                 |   |  | L/R |  |  | NOTE  | METELLI ref.    | ABS            | A  | B  | C    | D    | E   | F  | H | I  | L | M | Fig |     |  |
| 1.2 TSi, Cabrio (77 kW) Eng. CBZB            |  | 11-   |     | •   |  | M/T, 7Sp, Doppia frizione/Double Clutch       | <b>13-0319</b>  |                |    |    | 26   | 87   | 117 |    |   |    |   |   |     |     |  |
|  |  | 11-   |     | •   |  | M/T, 7Sp, Doppia frizione/Double Clutch       | <b>15-1467</b>  |                | 36 | 30 | 59,5 | 90   | 40  |    |   |    |   |   | 13  | 2   |  |
| 1.4 TSi, Cabrio (118 kW) Eng. CAVD/ CNWA     |  | 11-   |     | •   |  | M/T   | <b>13-0319</b>  |                |    |    | 26   | 87   | 117 |    |   |    |   |   |     |     |  |
|  |  | 11-   |     | •   |  | M/T   | <b>15-1467</b>  |                | 36 | 30 | 59,5 | 90   | 40  |    |   |    |   |   | 13  | 2   |  |
| 1.6 TDi, Cabrio (77 kW) Eng. CAYC            |  | 11-   |     | •   |  | M/T   | <b>13-0319</b>  |                |    |    | 26   | 87   | 117 |    |   |    |   |   |     |     |  |
|  |  | 11-   |     | •   |  | M/T   | <b>15-1467</b>  |                | 36 | 30 | 59,5 | 90   | 40  |    |   |    |   |   | 13  | 2   |  |


















| <b>Maggiolino (5C1) '11-</b>                         |   |  | L/R |  |  | NOTE                                      | METELLI ref.    | ABS | A  | B  | C    | D   | E   | F | H  | I | L | M | Fig |     |
|--|---|---|-----|---|--|---|-----------------|-----|----|----|------|-----|-----|---|----|---|---|---|-----|-----|
| 2.0 TSi, Cabrio (147 kW) Eng. CBFA/ CCTA/ CCZA       |    | 11-   |     | •   |  | M/T                                       | <b>13-0319</b>  |     |    |    | 26   | 87  | 117 |   |    |   |   |   |     |     |
|  |    | 11-   |     | •   |  | M/T                                       | <b>15-1467</b>  |     | 36 | 30 | 59,5 | 90  | 40  |   |    |   |   |   | 13  | 2   |
| <b>New Beetle (9C1, 1C1) '98-'11</b>                 |   |  | L/R |  |  | NOTE                                      | METELLI ref.    | ABS | A  | B  | C    | D   | E   | F | H  | I | L | M | Fig |     |
| 1.4 16v, Cabrio (55 kW) Eng. BCA                     |    | 01-   |     | •   |  |   | <b>13-0154</b>  |     |    |    | 22   | 76  | 113 |   |    |   |   |   |     |     |
|  |    | 01-   |     | •   |  |   | <b>14-0020</b>  |     |    |    | 21   | 94  | 97  |   |    |   |   |   |     |     |
|  |    | 01-   |     | •   |  |   | <b>15-1241</b>  |     | 36 | 30 | 53   | 81  | 40  |   |    |   |   |   | 11  | 2   |
|  |    | 01-   |     | •   |  |   | <b>16-1022</b>  |     |    | 33 |      | 94  |     |   |    |   |   |   |     |     |
| 1.6 (74 kW) Eng. AWH                                 |    | 99-00   |     | •   |  |   | <b>13-0152</b>  |     |    |    | 26   | 87  | 117 |   |    |   |   |   |     |     |
|  |    | 99-00   |     | •   |  |   | <b>15-1189</b>  |     | 36 | 30 | 52,8 | 90  | 40  |   |    |   |   |   | 11  | 2   |
|  |    | 99-00   | L   |   |  |   | <b>17-0358</b>  |     | 36 | 33 |      | 90  | 100 |   | 78 |   |   |   | 553 | s10 |
|  |   | 99-00   | R   |   |  |   | <b>17-0211</b>  |     | 36 | 33 |      | 90  | 100 |   | 78 |   |   |   | 823 | s10 |
| 1.6 (75 kW) Eng. BSE/ BSF                            |    | 00-   |     | •   |  |   | <b>13-0152</b>  |     |    |    | 26   | 87  | 117 |   |    |   |   |   |     |     |
|  |    | 00-   |     | •   |  |   | <b>15-1189</b>  |     | 36 | 30 | 52,8 | 90  | 40  |   |    |   |   |   | 11  | 2   |
|  |    | 00-   |     | •   |  | • M/T, Exc. Doppia Frizione/Double Clutch | <b>16-1010C</b> |     |    | 33 |      | 100 |     |   |    |   |   |   |     |     |
|  |    | 00-   | L   |   |  |   | <b>17-0358</b>  |     | 36 | 33 |      | 90  | 100 |   | 78 |   |   |   | 553 | s10 |
|  |   | 00-   | R   |   |  |   | <b>17-0211</b>  |     | 36 | 33 |      | 90  | 100 |   | 78 |   |   |   | 823 | s10 |
| 1.6, Cabrio (75 kW) Eng. AYD                         |    | 00-   |     | •   |  |   | <b>13-0152</b>  |     |    |    | 26   | 87  | 117 |   |    |   |   |   |     |     |
|  |    | 00-   |     | •   |  |   | <b>15-1189</b>  |     | 36 | 30 | 52,8 | 90  | 40  |   |    |   |   |   | 11  | 2   |
|  |    | 00-   |     | •   |  | • M/T, Exc. Doppia Frizione/Double Clutch | <b>16-1010C</b> |     |    | 33 |      | 100 |     |   |    |   |   |   |     |     |
|  |  | 00-   | L   |   |  |   | <b>17-0358</b>  |     | 36 | 33 |      | 90  | 100 |   | 78 |   |   |   | 553 | s10 |
|  |   | 00-   | R   |   |  |   | <b>17-0211</b>  |     | 36 | 33 |      | 90  | 100 |   | 78 |   |   |   | 823 | s10 |
| 1.8 T., Cabrio (110 kW) Eng. APH/ AVC/ AWU/ AWW/ BKF |  | 99-   |     | •   |  |   | <b>13-0152</b>  |     |    |    | 26   | 87  | 117 |   |    |   |   |   |     |     |
|  |  | 99-   |     | •   |  |   | <b>15-1189</b>  |     | 36 | 30 | 52,8 | 90  | 40  |   |    |   |   |   | 11  | 2   |
| 1.9 TDi (66 kW) Eng. ALH                             |  | 98-01   |     | •   |  | -ABS                                      | <b>13-0152</b>  |     |    |    | 26   | 87  | 117 |   |    |   |   |   |     |     |
|  |  | 98-01   |     | •   |  | -ABS                                      | <b>15-1189</b>  |     | 36 | 30 | 52,8 | 90  | 40  |   |    |   |   |   | 11  | 2   |
|  |  | 98-01   | L   |   |  |   | <b>17-0358</b>  |     | 36 | 33 |      | 90  | 100 |   | 78 |   |   |   | 553 | s10 |
|  |   | 98-01   | R   |   |  |   | <b>17-0211</b>  |     | 36 | 33 |      | 90  | 100 |   | 78 |   |   |   | 823 | s10 |
| 1.9 TDi, Cabrio (74 kW) Eng. ATD/ AXR                |  | 01-   |     | •   |  | M/T+A/T, A/T 4Sp                          | <b>13-0152</b>  |     |    |    | 26   | 87  | 117 |   |    |   |   |   |     |     |
|  |  | 01-   |     | •   |  | M/T+A/T, A/T 4Sp                          | <b>15-1189</b>  |     | 36 | 30 | 52,8 | 90  | 40  |   |    |   |   |   | 11  | 2   |
|  |  | 01-   | L   |   |  |   | <b>17-0358</b>  |     | 36 | 33 |      | 90  | 100 |   | 78 |   |   |   | 553 | s10 |
|  |   | 01-   | R   |   |  |   | <b>17-0211</b>  |     | 36 | 33 |      | 90  | 100 |   | 78 |   |   |   | 823 | s10 |















































| <b>Passat I (32, 33), Variant '73-'80</b> |   |  | L/R |  |  | NOTE                             | METELLI ref.   | ABS | A  | B  | C  | D  | E  | F | H | I | L | M  | Fig |
|---|---|---|-----|---|--|----------------------------------|----------------|-----|----|----|----|----|----|---|---|---|---|----|-----|
| 1.6 (63 kW) Eng. YP                       |    | 75-80   |     | •   |  | M/T+A/T, Ch 3242000001-32A150000 | <b>13-0047</b> |     |    |    | 20 | 68 | 80 |   |   |   |   |    |     |
|   |    | 75-80   |     |   | •  | M/T+A/T, Ch 3242000001-32A150000 | <b>14-0005</b> |     |    |    | 21 | 94 | 97 |   |   |   |   |    |     |
|   |    | 75-80   |     | •   |  | M/T+A/T, Ch 3242000001-32A150000 | <b>15-1049</b> |     | 22 | 30 | 51 | 81 | 48 |   |   |   |   | 11 | 3   |
|   |    | 75-80   |     |   | •  | M/T+A/T, Ch 3242000001-32A150000 | <b>16-1004</b> |     |    | 33 |    | 94 |    |   |   |   |   |    |     |
| <b>Passat II (32B), Variant '80-'88</b>   |   |  | L/R |  |  | NOTE                             | METELLI ref.   | ABS | A  | B  | C  | D  | E  | F | H | I | L | M  | Fig |
| 1.3 (40 kW) Eng. FY                       |    | 80-83   |     | •   |  | M/T, Ch 32A150001-32H220000      | <b>13-0035</b> |     |    |    | 20 | 68 | 80 |   |   |   |   |    |     |
|   |    | 80-83   |     |   | •  | M/T, Ch 32A150001-32H220000      | <b>14-0005</b> |     |    |    | 21 | 94 | 97 |   |   |   |   |    |     |
|   |    | 80-83   |     | •   |  | M/T, Ch 32A150001-32H220000      | <b>15-1096</b> |     | 22 | 30 | 51 | 81 | 48 |   |   |   |   | 11 | 2   |
|   |    | 80-83   |     |   | •  | M/T, Ch 32A150001-32H220000      | <b>16-1004</b> |     |    | 33 |    | 94 |    |   |   |   |   |    |     |
| 1.3 (44 kW) Eng. EP                       |    | 80-86   |     | •   |  | M/T, Ch 32A150001-32H220000      | <b>13-0035</b> |     |    |    | 20 | 68 | 80 |   |   |   |   |    |     |
|   |    | 80-86   |     |   | •  | M/T, Ch 32A150001-32H220000      | <b>14-0005</b> |     |    |    | 21 | 94 | 97 |   |   |   |   |    |     |
|   |    | 80-86   |     | •   |  | M/T, Ch 32A150001-32H220000      | <b>15-1096</b> |     | 22 | 30 | 51 | 81 | 48 |   |   |   |   | 11 | 2   |
|   |    | 80-86   |     |   | •  | M/T, Ch 32A150001-32H220000      | <b>16-1004</b> |     |    | 33 |    | 94 |    |   |   |   |   |    |     |
| 1.3 (44 kW) Eng. EU/ FZ                   |    | 80-86   |     | •   |  | M/T, Ch 32A150001-32H220000      | <b>13-0035</b> |     |    |    | 20 | 68 | 80 |   |   |   |   |    |     |
|   |    | 80-86   |     |   | •  | M/T, Ch 32A150001-32H220000      | <b>14-0005</b> |     |    |    | 21 | 94 | 97 |   |   |   |   |    |     |
|   |    | 80-86   |     | •   |  | M/T, Ch 32A150001-32H220000      | <b>15-1096</b> |     | 22 | 30 | 51 | 81 | 48 |   |   |   |   | 11 | 2   |
|   |    | 80-86   |     |   | •  | M/T, Ch 32A150001-32H220000      | <b>16-1004</b> |     |    | 33 |    | 94 |    |   |   |   |   |    |     |
| 1.6 (51 kW) Eng. PP                       |   | 87-88   |     | •   |  | M/T+A/T, Ch 32A150001-32J299999  | <b>13-0035</b> |     |    |    | 20 | 68 | 80 |   |   |   |   |    |     |
|   |  | 87-88   |     |   | •  | M/T+A/T, Ch 32A150001-32J299999  | <b>14-0005</b> |     |    |    | 21 | 94 | 97 |   |   |   |   |    |     |
|   |  | 87-88   |     | •   |  | M/T+A/T, Ch 32A150001-32J299999  | <b>15-1096</b> |     | 22 | 30 | 51 | 81 | 48 |   |   |   |   | 11 | 2   |
|   |  | 87-88   |     |   | •  | M/T+A/T, Ch 32A150001-32J299999  | <b>16-1004</b> |     |    | 33 |    | 94 |    |   |   |   |   |    |     |
| 1.6 (53 kW) Eng. RF/ RL                   |  | 86-88   |     | •   |  | M/T+A/T, Ch 32A150001-32J299999  | <b>13-0035</b> |     |    |    | 20 | 68 | 80 |   |   |   |   |    |     |
|   |  | 86-88   |     |   | •  | M/T+A/T, Ch 32A150001-32J299999  | <b>14-0005</b> |     |    |    | 21 | 94 | 97 |   |   |   |   |    |     |
|   |  | 86-88   |     | •   |  | M/T+A/T, Ch 32A150001-32J299999  | <b>15-1096</b> |     | 22 | 30 | 51 | 81 | 48 |   |   |   |   | 11 | 2   |
|   |  | 86-88   |     |   | •  | M/T+A/T, Ch 32A150001-32J299999  | <b>16-1004</b> |     |    | 33 |    | 94 |    |   |   |   |   |    |     |
| 1.6 (55 kW) Eng. DT/ WV/ YN               |  | 80-88   |     | •   |  | M/T+A/T, Ch 32A150001-32J299999  | <b>13-0035</b> |     |    |    | 20 | 68 | 80 |   |   |   |   |    |     |
|   |  | 80-88   |     |   | •  | M/T+A/T, Ch 32A150001-32J299999  | <b>14-0005</b> |     |    |    | 21 | 94 | 97 |   |   |   |   |    |     |
|   |  | 80-88   |     | •   |  | M/T+A/T, Ch 32A150001-32J299999  | <b>15-1096</b> |     | 22 | 30 | 51 | 81 | 48 |   |   |   |   | 11 | 2   |
|   |  | 80-88   |     |   | •  | M/T+A/T, Ch 32A150001-32J299999  | <b>16-1004</b> |     |    | 33 |    | 94 |    |   |   |   |   |    |     |










































































| Passat II (32B), Variant '80-'88 |   |  | L/R |  |  | NOTE                            | METELLI ref.                    | ABS      | A | B  | C  | D  | E     | F   | H | I | L | M | Fig |   |
|----------------------------------|---|---|-----|---|---|---------------------------------|---------------------------------|----------|---|----|----|----|-------|-----|---|---|---|---|-----|---|
| 1.9 (85 kW) Eng. WN              |    | 1/81-7/83   |     | •   |   | M/T+A/T, Ch 32B040822-32D092500 | 13-0035                         |          |   |    | 20 | 68 | 80    |     |   |   |   |   |     |   |
|                                  |   | 1/81-7/83   |     | •   |   | M/T+A/T, Ch 32D092501-32D300000 | 13-0048                         |          |   |    | 22 | 83 | 79    |     |   |   |   |   |     |   |
|                                  |    | 1/81-7/83   |     |   | •   |                                 | M/T+A/T, Ch 32B040822-32D092500 | 14-0005  |   |    |    | 21 | 94    | 97  |   |   |   |   |     |   |
|                                  |   | 1/81-7/83   |     | •   |   |                                 | M/T+A/T, Ch 32B040822-32D092500 | 15-1096  |   | 22 | 30 | 51 | 81    | 48  |   |   |   |   | 11  | 2 |
|                                  |    | 1/81-7/83   |     | •   |   |                                 | M/T+A/T, Ch 32D092501-32D300000 | 15-1050  |   | 22 | 30 | 51 | 90    | 49  |   |   |   |   | 11  | 2 |
|                                  |   | 1/81-7/83   |     |   | •   |                                 | M/T+A/T, Ch 32B040822-32D092500 | 16-1004  |   |    | 33 |    | 94    |     |   |   |   |   |     |   |
|                                  |    | 1/81-7/83   |     | •   |   |                                 | M/T+A/T, Ch 32D092501-32D300000 | 16-1010  |   |    | 33 |    | 100   |     |   |   |   |   |     |   |
|                                  |   | 12/82-7/83  | R   |   | •   |                                 | A/T, Ch 32D092501-32D300000     | 16-1010B |   |    | 33 |    | 100   |     |   |   |   |   |     |   |
| 2.0, Syncro (85 kW) Eng. HP/ JS  |    | 8/83-3/88   |     | •   |   | A/T, Ch 32E000001-32J299999     | 13-0048                         |          |   |    | 22 | 83 | 79    |     |   |   |   |   |     |   |
|                                  |   | 8/83-3/88   |     | •   |   | M/T, Ch 32E000001-32J299999     | 13-0035                         |          |   |    | 20 | 68 | 80    |     |   |   |   |   |     |   |
|                                  |    | 8/83-3/88   |     |   | •   |                                 | M/T, Ch 32E000001-32J299999     | 14-0005  |   |    |    | 21 | 94    | 97  |   |   |   |   |     |   |
|                                  |   | 8/83-3/88   |     | •   |   |                                 | A/T, Ch 32E000001-32J299999     | 15-1050  |   | 22 | 30 | 51 | 90    | 49  |   |   |   |   | 11  | 2 |
|                                  |    | 8/83-3/88   |     | •   |   |                                 | M/T, Ch 32E000001-32J299999     | 15-1096  |   | 22 | 30 | 51 | 81    | 48  |   |   |   |   | 11  | 2 |
|                                  |   | 8/83-3/88   |     |   | •   |                                 | M/T, Ch 32E000001-32J299999     | 16-1004  |   |    | 33 |    | 94    |     |   |   |   |   |     |   |
|                                  |    | 8/83-3/88   | L   |   | •   |                                 | A/T, Ch 32E000001-32J299999     | 16-1010  |   |    | 33 |    | 100   |     |   |   |   |   |     |   |
|                                  |   | 8/83-3/88   | R   |   | •   |                                 | A/T, Ch 32E000001-32J299999     | 16-1010B |   |    | 33 |    | 100   |     |   |   |   |   |     |   |
| 2.2 (100 kW) Eng. KV             |    | 1/85-3/88   |     | •   |   | M/T, Ch 32H300001-32J299999     | 13-0105                         |          |   |    | 22 | 83 | 79    |     |   |   |   |   |     |   |
|                                  |   | 1/85-3/88   |     |   | •   |                                 | M/T, Ch 32H300001-32J299999     | 14-0012  |   |    |    | 24 | 107,5 | 120 |   |   |   |   |     |   |
|                                  |    | 1/85-3/88   |     | •   |   |                                 | M/T, Ch 32H300001-32J299999     | 15-1128  |   | 22 | 25 | 51 | 90    | 49  |   |   |   |   | 11  | 3 |
|                                  |   | 1/85-3/88   |     |   | •   |                                 | M/T, Ch 32H300001-32J299999     | 16-1014  |   |    | 28 |    | 108   |     |   |   |   |   |     |   |
| 2.2 (85 kW) Eng. KX              |   | -3/88   |     | •   |   | M/T+A/T, Ch 32D092501-32J299999 | 13-0048                         |          |   |    | 22 | 83 | 79    |     |   |   |   |   |     |   |
|                                  |   | 85-   |     | •   |   | M/T+A/T, Ch 32B000001-32D092500 | 13-0035                         |          |   |    | 20 | 68 | 80    |     |   |   |   |   |     |   |
|                                  |  | 85-   |     |   | •   |                                 | M/T+A/T, Ch 32B000001-32D092500 | 14-0005  |   |    |    | 21 | 94    | 97  |   |   |   |   |     |   |
|                                  |   | -3/88   |     | •   |   |                                 | M/T+A/T, Ch 32D092501-32J299999 | 15-1050  |   | 22 | 30 | 51 | 90    | 49  |   |   |   |   | 11  | 2 |
|                                  |  | 85-   |     | •   |   |                                 | M/T+A/T, Ch 32B000001-32D092500 | 15-1096  |   | 22 | 30 | 51 | 81    | 48  |   |   |   |   | 11  | 2 |
|                                  |   | 1/85-3/88   |     |   | •   |                                 | M/T+A/T, Ch 32D092501-32J299999 | 16-1010  |   |    | 33 |    | 100   |     |   |   |   |   |     |   |
|                                  |  | -3/88   | R   |   | •   |                                 | A/T, Ch 32D092501-32J299999     | 16-1010B |   |    | 33 |    | 100   |     |   |   |   |   |     |   |
|                                  |   | 85-   |     |   | •   |                                 | M/T+A/T, Ch 32B000001-32D092500 | 16-1004  |   |    | 33 |    | 94    |     |   |   |   |   |     |   |





























| <b>Passat II (32B), Variant '80-'88</b>            |   |  | L/R |  |  | NOTE                        | METELLI ref.    | ABS | A  | B  | C   | D   | E   | F | H  | I | L   | M   | Fig |
|--|---|---|-----|---|--|-----------------------------|-----------------|-----|----|----|-----|-----|-----|---|----|---|-----|-----|-----|
| 2.2 Syncro SW (88 kW) Eng. JT                      |    | -12/86  |     | •   |  | RWD, Ch -33H086636          | <b>13-0035</b>  |     |    |    | 20  | 68  | 80  |   |    |   |     |     |     |
|  |   | -88   |     | •   |  | FWD+RWD, Ch 33H086637-      | <b>13-0048</b>  |     |    |    | 22  | 83  | 79  |   |    |   |     |     |     |
|  |    | -12/86  |     |   | •  | RWD, Ch -33H086636          | <b>14-0005</b>  |     |    |    | 21  | 94  | 97  |   |    |   |     |     |     |
|  |    | -12/86  |     | •   |  | RWD, Ch -33H086636          | <b>15-1096</b>  |     | 22 | 30 | 51  | 81  | 48  |   |    |   |     | 11  | 2   |
|  |   | -88   |     | •   |  | FWD+RWD, Ch 33H086637-      | <b>15-1050</b>  |     | 22 | 30 | 51  | 90  | 49  |   |    |   |     | 11  | 2   |
|  |    | -12/86  |     |   | •  | RWD, Ch -33H086636          | <b>16-1004</b>  |     |    | 33 |     | 94  |     |   |    |   |     |     |     |
|  | -88   |   |     | •   | FWD+RWD, Ch 33H086637-   | <b>16-1010</b>              |                 |     | 33 |    | 100 |     |     |   |    |   |     |     |     |
| <b>Passat III (3A2, 3A5, 35I), Variant '88-'97</b> |   |  | L/R |  |  | NOTE                        | METELLI ref.    | ABS | A  | B  | C   | D   | E   | F | H  | I | L   | M   | Fig |
| 1.6 (53 kW) Eng. 1F                                |    | 88-91   |     | •   |  | M/T, Ch 31J000001-31L400000 | <b>13-0005</b>  |     |    |    | 20  | 68  | 80  |   |    |   |     |     |     |
|  |    | 88-91   |     |   | •  | M/T, Ch 31J000001-31L400000 | <b>14-0005</b>  |     |    |    | 21  | 94  | 97  |   |    |   |     |     |     |
|  |    | 88-91   |     | •   |  | M/T, Ch 31J000001-31L400000 | <b>15-1021</b>  |     | 22 | 30 | 53  | 81  | 48  |   |    |   |     | 11  | 2   |
|  |    | 88-91   |     |   | •  | M/T, Ch 31J000001-31L400000 | <b>16-1004</b>  |     |    | 33 |     | 94  |     |   |    |   |     |     |     |
|  |    | 88-91   | L   |   |  |                             | <b>17-0121</b>  |     | 22 | 33 |     | 81  | 94  |   | 78 |   | 562 | s10 |     |
|  |   | 88-91   | R   |   |  | -ABS                        | <b>17-0355</b>  |     | 22 | 33 |     | 81  | 94  |   | 78 |   | 796 | s10 |     |
| 1.6 (55 kW) Eng. EZ/ HM                            |    | 4/88-   |     | •   |  | M/T, Ch 31J000001-31L400000 | <b>13-0005</b>  |     |    |    | 20  | 68  | 80  |   |    |   |     |     |     |
|  |    | 4/88-   |     |   | •  | M/T, Ch 31J000001-31L400000 | <b>14-0005</b>  |     |    |    | 21  | 94  | 97  |   |    |   |     |     |     |
|  |    | 4/88-   |     | •   |  | M/T, Ch 31J000001-31L400000 | <b>15-1021</b>  |     | 22 | 30 | 53  | 81  | 48  |   |    |   |     | 11  | 2   |
|  |    | 4/88-   |     |   | •  | M/T, Ch 31J000001-31L400000 | <b>16-1004</b>  |     |    | 33 |     | 94  |     |   |    |   |     |     |     |
|  |   | 4/88-   | L   |   |  |                             | <b>17-0121</b>  |     | 22 | 33 |     | 81  | 94  |   | 78 |   | 562 | s10 |     |
|  |   | 4/88-   | R   |   |  | -ABS                        | <b>17-0355</b>  |     | 22 | 33 |     | 81  | 94  |   | 78 |   | 796 | s10 |     |
| 1.6 (74 kW) Eng. AEK/ AFT                          |  | 94-   |     | •   |  | M/T                         | <b>13-0048</b>  |     |    |    | 22  | 83  | 79  |   |    |   |     |     |     |
|  |  | 94-   |     | •   |  | M/T                         | <b>15-1009</b>  |     | 22 | 30 | 53  | 90  | 49  |   |    |   |     | 11  | 2   |
|  |  | 94-   | L   |   | •  | M/T                         | <b>16-1010B</b> |     |    | 33 |     | 100 |     |   |    |   |     |     |     |
|  |   | 94-   | R   |   | •  | M/T                         | <b>16-1010A</b> |     |    | 33 |     | 100 |     |   |    |   |     |     |     |
|  |  | 94-   | L   |   |  | M/T                         | <b>17-0123</b>  |     | 22 | 33 |     | 90  | 100 |   | 78 |   | 551 | s10 |     |
|  |   | 94-   | R   |   |  | M/T                         | <b>17-0124</b>  |     | 22 | 33 |     | 90  | 100 |   | 78 |   | 783 | s10 |     |

| Passat III (3A2, 3A5, 35I), Variant '88-'97 |   |  | L/R |  |  | NOTE                     | METELLI ref. | ABS | A  | B  | C  | D   | E   | F | H  | I | L | M   | Fig |
|---|---|---|-----|---|---|--------------------------|--------------|-----|----|----|----|-----|-----|---|----|---|---|-----|-----|
| 1.6 TD (59 kW) Eng. RA/ SB                  |    | 4/88-7/90   |     | ●   |   | M/T, Ch -31L400000       | 13-0005      |     |    |    | 20 | 68  | 80  |   |    |   |   |     |     |
|   |   | 8/88-10/93  |     | ●   |   | M/T, Ch 31M000001-       | 13-0048      |     |    |    | 22 | 83  | 79  |   |    |   |   |     |     |
|   |    | 4/88-7/90   |     |   | ●   | M/T, Ch -31L400000       | 14-0005      |     |    |    | 21 | 94  | 97  |   |    |   |   |     |     |
|   |    | 4/88-7/90   |     | ●   |   | M/T, Ch -31L400000       | 15-1021      |     | 22 | 30 | 53 | 81  | 48  |   |    |   |   | 11  | 2   |
|   |   | 8/88-10/93  |     | ●   |   | M/T, Ch 31M000001-       | 15-1009      |     | 22 | 30 | 53 | 90  | 49  |   |    |   |   | 11  | 2   |
|   |    | 4/88-7/90   |     |   | ●   | M/T, Ch -31L400000       | 16-1004      |     |    | 33 |    | 94  |     |   |    |   |   |     |     |
|   |   | 8/88-10/93  | L   |   | ●   | M/T, Ch 31M000001-       | 16-1010B     |     |    | 33 |    | 100 |     |   |    |   |   |     |     |
|   |   | 8/88-10/93  | R   |   | ●   | M/T, Ch 31M000001-       | 16-1010A     |     |    | 33 |    | 100 |     |   |    |   |   |     |     |
|   |    | 4/88-7/90   | L   |   |   | -ABS, Ch -31L400000      | 17-0121      |     | 22 | 33 |    | 81  | 94  |   | 78 |   |   | 562 | s10 |
|   |   | 4/88-7/90   | R   |   |   | -ABS, Ch -31L400000      | 17-0355      |     | 22 | 33 |    | 81  | 94  |   | 78 |   |   | 796 | s10 |
|   |   | 8/88-9/93   | L   |   |   | -ABS, M/T, Ch 31M000001- | 17-0123      |     | 22 | 33 |    | 90  | 100 |   | 78 |   |   | 551 | s10 |
|   |   | 8/88-9/93   | R   |   |   | -ABS, M/T, Ch 31M000001- | 17-0124      |     | 22 | 33 |    | 90  | 100 |   | 78 |   |   | 783 | s10 |
| 1.8 (55 kW) Eng. AAM                        |    | 90-96   |     | ●   |   | M/T+A/T                  | 13-0048      |     |    |    | 22 | 83  | 79  |   |    |   |   |     |     |
|   |    | 90-96   |     | ●   |   | M/T+A/T                  | 15-1009      |     | 22 | 30 | 53 | 90  | 49  |   |    |   |   | 11  | 2   |
|   |    | 90-96   | L   |   | ●   | M/T+A/T                  | 16-1010B     |     |    | 33 |    | 100 |     |   |    |   |   |     |     |
|   |   | 90-96   | R   |   | ●   | M/T+A/T                  | 16-1010A     |     |    | 33 |    | 100 |     |   |    |   |   |     |     |
|   |    | 90-96   | L   |   |   | M/T, Ch 31J000001-       | 17-0123      |     | 22 | 33 |    | 90  | 100 |   | 78 |   |   | 551 | s10 |
|   |   | 90-96   | R   |   |   | M/T, Ch 31J000001-       | 17-0124      |     | 22 | 33 |    | 90  | 100 |   | 78 |   |   | 783 | s10 |
| 1.8 (66 kW) Eng. ABS/ ADZ                   |    | 88-97   |     | ●   |   | M/T+A/T                  | 13-0048      |     |    |    | 22 | 83  | 79  |   |    |   |   |     |     |
|   |    | 88-97   |     | ●   |   | M/T+A/T                  | 15-1009      |     | 22 | 30 | 53 | 90  | 49  |   |    |   |   | 11  | 2   |
|   |   | 88-97   | L   |   | ●   | M/T+A/T                  | 16-1010B     |     |    | 33 |    | 100 |     |   |    |   |   |     |     |
|   |   | 88-97   | R   |   | ●   | M/T+A/T                  | 16-1010A     |     |    | 33 |    | 100 |     |   |    |   |   |     |     |
|   |  | 88-97   | L   |   |   | M/T, Ch 31J000001-       | 17-0123      |     | 22 | 33 |    | 90  | 100 |   | 78 |   |   | 551 | s10 |
|   |   | 88-97   | R   |   |   | M/T, Ch 31J000001-       | 17-0124      |     | 22 | 33 |    | 90  | 100 |   | 78 |   |   | 783 | s10 |
| 1.8 (79 kW) Eng. PF                         |  | 88-93   |     | ●   |   | M/T+A/T                  | 13-0048      |     |    |    | 22 | 83  | 79  |   |    |   |   |     |     |
|   |  | 88-93   |     | ●   |   | M/T+A/T                  | 15-1009      |     | 22 | 30 | 53 | 90  | 49  |   |    |   |   | 11  | 2   |
|   |  | 88-93   | L   |   | ●   | M/T+A/T                  | 16-1010B     |     |    | 33 |    | 100 |     |   |    |   |   |     |     |
|   |   | 88-93   | R   |   | ●   | M/T+A/T                  | 16-1010A     |     |    | 33 |    | 100 |     |   |    |   |   |     |     |
|   |  | 88-93   | L   |   |   | M/T, Ch 31J000001-       | 17-0123      |     | 22 | 33 |    | 90  | 100 |   | 78 |   |   | 551 | s10 |
|   |   | 88-93   | R   |   |   | M/T, Ch 31J000001-       | 17-0124      |     | 22 | 33 |    | 90  | 100 |   | 78 |   |   | 783 | s10 |
























| Passat III (3A2, 3A5, 35I), Variant '88-'97 |    | L/R        |  |  | NOTE     | METELLI ref.       | ABS      | A  | B  | C  | D  | E   | F   | H | I  | L | M   | Fig |     |   |
|---|---|------------|---|---|----------|--------------------|----------|----|----|----|----|-----|-----|---|----|---|-----|-----|-----|---|
| 1.8 (82 kW) Eng. PB(KAT)                    |    | 88-92      |   | •   | M/T+A/T  | 13-0048            |          |    |    | 22 | 83 | 79  |     |   |    |   |     |     |     |   |
|   |    | 88-92      |   | •   | M/T+A/T  | 15-1009            |          | 22 | 30 | 53 | 90 | 49  |     |   |    |   |     | 11  | 2   |   |
|   |    | 88-92      | L   |   | •        | M/T+A/T            | 16-1010B |    |    | 33 |    | 100 |     |   |    |   |     |     |     |   |
|   |   | 88-92      | R   |   | •        | M/T+A/T            | 16-1010A |    |    | 33 |    | 100 |     |   |    |   |     |     |     |   |
|   |    | 88-92      | L   |   |          | M/T, Ch 31J000001- | 17-0123  |    | 22 | 33 |    | 90  | 100 |   | 78 |   | 551 |     | s10 |   |
|   |   | 88-92      | R   |   |          | M/T, Ch 31J000001- | 17-0124  |    | 22 | 33 |    | 90  | 100 |   | 78 |   | 783 |     | s10 |   |
| 1.8 16v (100 kW) Eng. KR                    |    | 88-89      |   | •   | M/T+A/T  | 13-0048            |          |    |    | 22 | 83 | 79  |     |   |    |   |     |     |     |   |
|   |    | 88-89      |   | •   | M/T+A/T  | 15-1009            |          | 22 | 30 | 53 | 90 | 49  |     |   |    |   |     | 11  | 2   |   |
|   |    | 88-89      | L   |   | •        | M/T+A/T            | 16-1010B |    |    | 33 |    | 100 |     |   |    |   |     |     |     |   |
|   |   | 88-89      | R   |   | •        | M/T+A/T            | 16-1010A |    |    | 33 |    | 100 |     |   |    |   |     |     |     |   |
|   |    | 88-89      | L   |   |          |                    | 17-0123  |    | 22 | 33 |    | 90  | 100 |   | 78 |   | 551 |     | s10 |   |
|   |   | 88-89      | R   |   |          |                    | 17-0124  |    | 22 | 33 |    | 90  | 100 |   | 78 |   | 783 |     | s10 |   |
| 1.8 G60 Syncro (118 kW) Eng. 1H/ PG         |    | 8/88-97    |   | •   | FWD, M/T | 13-0048            |          |    |    | 22 | 83 | 79  |     |   |    |   |     |     |     |   |
|   |    | 8/88-97    |   | •   | RWD, M/T | 14-0005            |          |    |    | 21 | 94 | 97  |     |   |    |   |     |     |     |   |
|   |    | 8/88-97    |   |   | •        | FWD, M/T           | 15-1009  |    | 22 | 30 | 53 | 90  | 49  |   |    |   |     |     | 11  | 2 |
|   |   | 8/88-97    |   |   | •        | RWD, M/T           | 16-1004  |    |    | 33 |    | 94  |     |   |    |   |     |     |     |   |
|   |    | 8/88-97    | L   |   | •        | FWD, M/T           | 16-1010B |    |    | 33 |    | 100 |     |   |    |   |     |     |     |   |
|   |   | 8/88-97    | R   |   | •        | FWD, M/T           | 16-1010A |    |    | 33 |    | 100 |     |   |    |   |     |     |     |   |
| 1.9 D (50 kW) Eng. 1Y                       |    | 5/89-10/93 |   | •   | M/T      | 13-0048            |          |    |    | 22 | 83 | 79  |     |   |    |   |     |     |     |   |
|   |    | 5/89-10/93 |   | •   | M/T      | 15-1009            |          | 22 | 30 | 53 | 90 | 49  |     |   |    |   |     | 11  | 2   |   |
|   |   | 5/89-10/93 | L   |   | •        | M/T                | 16-1010B |    |    | 33 |    | 100 |     |   |    |   |     |     |     |   |
|   |   | 5/89-10/93 | R   |   | •        | M/T                | 16-1010A |    |    | 33 |    | 100 |     |   |    |   |     |     |     |   |
|   |  | 89-93      | L   |   |          | Ch 31N105279-      | 17-0123  |    | 22 | 33 |    | 90  | 100 |   | 78 |   | 551 |     | s10 |   |
|   |   | 89-93      | R   |   |          | Ch 31N105279-      | 17-0124  |    | 22 | 33 |    | 90  | 100 |   | 78 |   | 783 |     | s10 |   |
| 1.9 TD (55 kW) Eng. AAZ                     |  | 91-97      |   | •   | M/T+A/T  | 13-0048            |          |    |    | 22 | 83 | 79  |     |   |    |   |     |     |     |   |
|   |  | 91-97      |   | •   | M/T+A/T  | 15-1009            |          | 22 | 30 | 53 | 90 | 49  |     |   |    |   |     | 11  | 2   |   |
|   |  | 91-97      | L   |   | •        | M/T+A/T            | 16-1010B |    |    | 33 |    | 100 |     |   |    |   |     |     |     |   |
|   |   | 91-97      | R   |   | •        | M/T+A/T            | 16-1010A |    |    | 33 |    | 100 |     |   |    |   |     |     |     |   |
|   |  | 91-97      | L   |   |          | Ch 31N105279-      | 17-0123  |    | 22 | 33 |    | 90  | 100 |   | 78 |   | 551 |     | s10 |   |
|   |   | 91-97      | R   |   |          | Ch 31N105279-      | 17-0124  |    | 22 | 33 |    | 90  | 100 |   | 78 |   | 783 |     | s10 |   |

















| Passat III (3A2, 3A5, 35I), Variant '88-'97 |    | L/R   |  |  | NOTE         | METELLI ref.       | ABS      | A  | B  | C    | D  | E   | F   | H | I  | L | M   | Fig |  |
|---|---|-------|---|---|--------------|--------------------|----------|----|----|------|----|-----|-----|---|----|---|-----|-----|--|
| 1.9 TDi (66 kW) Eng. 1Z/ AHU                |    | 93-97 |   | •   | M/T+A/T      | 13-0048            |          |    |    | 22   | 83 | 79  |     |   |    |   |     |     |  |
|   |    | 93-97 |   | •   | M/T+A/T      | 15-1009            |          | 22 | 30 | 53   | 90 | 49  |     |   |    |   | 11  | 2   |  |
|   |    | 93-97 | L   |   | •            | M/T+A/T            | 16-1010B |    |    | 33   |    | 100 |     |   |    |   |     |     |  |
|   |   | 93-97 | R   |   | •            | M/T+A/T            | 16-1010A |    |    | 33   |    | 100 |     |   |    |   |     |     |  |
|   |    | 93-97 | L   |   |              |                    | 17-0123  |    | 22 | 33   |    | 90  | 100 |   | 78 |   | 551 | s10 |  |
|   |   | 93-97 | R   |   |              |                    | 17-0124  |    | 22 | 33   |    | 90  | 100 |   | 78 |   | 783 | s10 |  |
| 1.9 TDi (81 kW) Eng. AFN                    |    | 96-97 |   | •   | M/T          | 13-0152            |          |    |    | 26   | 87 | 117 |     |   |    |   |     |     |  |
|   |    | 96-97 |   | •   | M/T          | 15-1189            |          | 36 | 30 | 52,8 | 90 | 40  |     |   |    |   | 11  | 2   |  |
|   |    | 96-97 | L   |   | •            | M/T                | 16-1010B |    |    | 33   |    | 100 |     |   |    |   |     |     |  |
|   |   | 96-97 | R   |   | •            | M/T                | 16-1010A |    |    | 33   |    | 100 |     |   |    |   |     |     |  |
|   |    | 96-97 | L   |   |              | -ABS               | 17-0358  |    | 36 | 33   |    | 90  | 100 |   | 78 |   | 553 | s10 |  |
|   |   | 96-97 | R   |   |              | -ABS               | 17-0211  |    | 36 | 33   |    | 90  | 100 |   | 78 |   | 823 | s10 |  |
| 2.0 (79 kW) Eng. AEP                        |    | 95-96 |   | •   | FWD, M/T+A/T | 13-0048            |          |    |    | 22   | 83 | 79  |     |   |    |   |     |     |  |
|   |    | 95-96 |   | •   | FWD, M/T+A/T | 15-1009            |          | 22 | 30 | 53   | 90 | 49  |     |   |    |   | 11  | 2   |  |
|   |    | 95-96 | L   |   | •            | FWD, M/T+A/T       | 16-1010B |    |    | 33   |    | 100 |     |   |    |   |     |     |  |
|   |   | 95-96 | R   |   | •            | FWD, M/T+A/T       | 16-1010A |    |    | 33   |    | 100 |     |   |    |   |     |     |  |
|   |    | 95-96 | L   |   |              | M/T, Ch 31N105279- | 17-0123  |    | 22 | 33   |    | 90  | 100 |   | 78 |   | 551 | s10 |  |
|   |   | 95-96 | R   |   |              | M/T, Ch 31N105279- | 17-0124  |    | 22 | 33   |    | 90  | 100 |   | 78 |   | 783 | s10 |  |
| 2.0 (85 kW) Eng. 2E                         |    | 90-96 |   | •   | FWD, M/T+A/T | 13-0048            |          |    |    | 22   | 83 | 79  |     |   |    |   |     |     |  |
|   |    | 90-96 |   | •   | FWD, M/T+A/T | 15-1009            |          | 22 | 30 | 53   | 90 | 49  |     |   |    |   | 11  | 2   |  |
|   |    | 90-96 | L   |   | •            | FWD, M/T+A/T       | 16-1010B |    |    | 33   |    | 100 |     |   |    |   |     |     |  |
|   |   | 90-96 | R   |   | •            | FWD, M/T+A/T       | 16-1010A |    |    | 33   |    | 100 |     |   |    |   |     |     |  |
|   |  | 90-96 | L   |   |              | M/T, Ch 31N105279- | 17-0123  |    | 22 | 33   |    | 90  | 100 |   | 78 |   | 551 | s10 |  |
|   |   | 90-96 | R   |   |              | M/T, Ch 31N105279- | 17-0124  |    | 22 | 33   |    | 90  | 100 |   | 78 |   | 783 | s10 |  |
| 2.0 (85 kW) Eng. ADY/ AGG/ AKR              |  | 90-96 |   | •   | FWD, M/T+A/T | 13-0048            |          |    |    | 22   | 83 | 79  |     |   |    |   |     |     |  |
|   |  | 90-96 |   | •   | FWD, M/T+A/T | 15-1009            |          | 22 | 30 | 53   | 90 | 49  |     |   |    |   | 11  | 2   |  |
|   |  | 90-96 | L   |   | •            | FWD, M/T+A/T       | 16-1010B |    |    | 33   |    | 100 |     |   |    |   |     |     |  |
|   |   | 90-96 | R   |   | •            | FWD, M/T+A/T       | 16-1010A |    |    | 33   |    | 100 |     |   |    |   |     |     |  |
|   |  | 90-96 | L   |   |              | M/T, Ch 31N105279- | 17-0123  |    | 22 | 33   |    | 90  | 100 |   | 78 |   | 551 | s10 |  |
|   |   | 90-96 | R   |   |              | M/T, Ch 31N105279- | 17-0124  |    | 22 | 33   |    | 90  | 100 |   | 78 |   | 783 | s10 |  |

| Passat III (3A2, 3A5, 35I), Variant '88-'97 |    | L/R        |  |  | NOTE               | METELLI ref.       | ABS      | A  | B  | C    | D  | E   | F   | H  | I  | L   | M   | Fig |   |  |
|---|---|------------|---|---|--------------------|--------------------|----------|----|----|------|----|-----|-----|----|----|-----|-----|-----|---|--|
| 2.0 16v (100 kW) Eng. 9A                    |    | 88-93      |   | •   | FWD, M/T+A/T       | 13-0048            |          |    |    | 22   | 83 | 79  |     |    |    |     |     |     |   |  |
|   |    | 88-93      |   | •   | FWD, M/T+A/T       | 15-1009            |          | 22 | 30 | 53   | 90 | 49  |     |    |    |     |     | 11  | 2 |  |
|   |    | 88-93      | L   |   | •                  | FWD, M/T+A/T       | 16-1010B |    |    | 33   |    | 100 |     |    |    |     |     |     |   |  |
|   |   | 88-93      | R   |   | •                  | FWD, M/T+A/T       | 16-1010A |    |    | 33   |    | 100 |     |    |    |     |     |     |   |  |
|   |    | 88-93      | L   |   |                    |                    | 17-0123  |    | 22 | 33   |    | 90  | 100 |    | 78 |     | 551 | s10 |   |  |
|   |   | 88-93      | R   |   |                    |                    | 17-0124  |    | 22 | 33   |    | 90  | 100 |    | 78 |     | 783 | s10 |   |  |
| 2.0 GTi 16v (110 kW) Eng. ABF               |    | -97        |   | •   | M/T, Ch 31N105279- | 13-0152            |          |    |    | 26   | 87 | 117 |     |    |    |     |     |     |   |  |
|   |    | -97        |   | •   | M/T, Ch 31N105279- | 15-1189            |          | 36 | 30 | 52,8 | 90 | 40  |     |    |    |     |     | 11  | 2 |  |
|   |    | -97        | L   |   | •                  | M/T, Ch 31N105279- | 16-1010B |    |    | 33   |    | 100 |     |    |    |     |     |     |   |  |
|   |   | -97        | R   |   | •                  | M/T, Ch 31N105279- | 16-1010A |    |    | 33   |    | 100 |     |    |    |     |     |     |   |  |
|   |    | 94-97      | L   |   |                    |                    | 17-0358  |    | 36 | 33   |    | 90  | 100 |    | 78 |     | 553 | s10 |   |  |
|   |   | 94-97      | R   |   |                    |                    | 17-0211  |    | 36 | 33   |    | 90  | 100 |    | 78 |     | 823 | s10 |   |  |
| 2.0 Syncro (85 kW) Eng. 2E                  |    | 10/90-8/96 |   | •   | FWD, M/T           | 13-0048            |          |    |    | 22   | 83 | 79  |     |    |    |     |     |     |   |  |
|   |    | 10/90-8/96 |   | •   | RWD, M/T           | 14-0005            |          |    |    | 21   | 94 | 97  |     |    |    |     |     |     |   |  |
|   |    | 10/90-8/96 |   | •   | FWD, M/T           | 15-1009            |          | 22 | 30 | 53   | 90 | 49  |     |    |    |     |     | 11  | 2 |  |
|   |    | 10/90-8/96 |   |   | •                  | RWD, M/T           | 16-1004  |    |    | 33   |    | 94  |     |    |    |     |     |     |   |  |
|   |   | 10/90-8/96 | L   |   | •                  | FWD, M/T           | 16-1010B |    |    | 33   |    | 100 |     |    |    |     |     |     |   |  |
|   |   | 10/90-8/96 | R   |   | •                  | FWD, M/T           | 16-1010A |    |    | 33   |    | 100 |     |    |    |     |     |     |   |  |
| 2.0 Syncro (85 kW) Eng. ADY/ AGG/ AKR       |    | 10/90-8/96 |   | •   | FWD, M/T           | 13-0048            |          |    |    | 22   | 83 | 79  |     |    |    |     |     |     |   |  |
|   |    | 10/90-8/96 |   | •   | RWD, M/T           | 14-0005            |          |    |    | 21   | 94 | 97  |     |    |    |     |     |     |   |  |
|   |   | 10/90-8/96 |   | •   | FWD, M/T           | 15-1009            |          | 22 | 30 | 53   | 90 | 49  |     |    |    |     |     | 11  | 2 |  |
|   |  | 10/90-8/96 |   |   | •                  | RWD, M/T           | 16-1004  |    |    | 33   |    | 94  |     |    |    |     |     |     |   |  |
|   |   | 10/90-8/96 | L   |   | •                  | FWD, M/T           | 16-1010B |    |    | 33   |    | 100 |     |    |    |     |     |     |   |  |
|   |   | 10/90-8/96 | R   |   | •                  | FWD, M/T           | 16-1010A |    |    | 33   |    | 100 |     |    |    |     |     |     |   |  |
| 2.8 VR6 (128 kW) Eng. AAA                   |  | 6/91-8/96  |   | •   | M/T, Ch 31N105279- | 13-0152            |          |    |    | 26   | 87 | 117 |     |    |    |     |     |     |   |  |
|   |  | 6/91-8/96  |   | •   | M/T, Ch 31N105279- | 15-1189            |          | 36 | 30 | 52,8 | 90 | 40  |     |    |    |     |     | 11  | 2 |  |
|   |  | 6/91-8/96  | L   |   | •                  | M/T, Ch 31N105279- | 16-1010B |    |    | 33   |    | 100 |     |    |    |     |     |     |   |  |
|   |   | 6/91-8/96  | R   |   | •                  | M/T, Ch 31N105279- | 16-1010A |    |    | 33   |    | 100 |     |    |    |     |     |     |   |  |
| 2.9 VR6 Syncro SW (135-140 kW) Eng. ABV     |  | 94-97      | L   |   |                    | 17-0358            |          | 36 | 33 |      | 90 | 100 |     | 78 |    | 553 | s10 |     |   |  |
|   |   | 94-97      | R   |   |                    |                    | 17-0211  |    | 36 | 33   |    | 90  | 100 |    | 78 |     | 823 | s10 |   |  |



































| Passat IV (3B2, 3B5), Variant '96-'00     |    | L/R    |  |  | NOTE                 | METELLI ref. | ABS     | A  | B  | C    | D     | E   | F   | H | I  | L | M   | Fig |  |  |
|---|---|--------|---|---|----------------------|--------------|---------|----|----|------|-------|-----|-----|---|----|---|-----|-----|--|--|
| 1.6 (74 kW) Eng. ADP                      |    | 10/96- |   | ●   | +ABS                 | 13-0178      |         |    |    | 21   | 85    | 103 |     |   |    |   |     |     |  |  |
|   |    | 10/96- |   | ●   | +ABS                 | 15-1239      | 45      | 33 | 30 | 53   | 87,9  | 30  |     |   |    |   | 13  | 2   |  |  |
|   |    | 10/96- | L   |   |                      | +ABS         | 17-0197 | 45 | 33 | 28   |       | 88  | 108 |   | 30 |   | 611 | s14 |  |  |
|   |   | 10/96- | R   |   |                      | +ABS         | 17-0198 | 45 | 33 | 28   |       | 88  | 108 |   | 30 |   | 636 | s14 |  |  |
| 1.6 (74 kW) Eng. AHL/ ANA/ ARM            |    | 10/96- |   | ●   | +ABS                 | 13-0178      |         |    |    | 21   | 85    | 103 |     |   |    |   |     |     |  |  |
|   |    | 10/96- |   | ●   | +ABS                 | 15-1239      | 45      | 33 | 30 | 53   | 87,9  | 30  |     |   |    |   | 13  | 2   |  |  |
|   |    | 10/96- | L   |   |                      | +ABS         | 17-0197 | 45 | 33 | 28   |       | 88  | 108 |   | 30 |   | 611 | s14 |  |  |
|   |   | 10/96- | R   |   |                      | +ABS         | 17-0198 | 45 | 33 | 28   |       | 88  | 108 |   | 30 |   | 636 | s14 |  |  |
| 1.8 (85 kW) Eng. AFY                      |    | 97-    |   | ●   | +ABS                 | 13-0178      |         |    |    | 21   | 85    | 103 |     |   |    |   |     |     |  |  |
|   |    | 97-    |   | ●   | +ABS                 | 15-1239      | 45      | 33 | 30 | 53   | 87,9  | 30  |     |   |    |   | 13  | 2   |  |  |
| 1.8 20v (92 kW) Eng. ADR/ APT/ ARG        |    | 10/96- |   | ●   | +ABS, Exc. Tiptronic | 13-0178      |         |    |    | 21   | 85    | 103 |     |   |    |   |     |     |  |  |
|   |    | 10/96- |   | ●   |                      | 14-0012      |         |    |    | 24   | 107,5 | 120 |     |   |    |   |     |     |  |  |
|   |    | 10/96- |   | ●   | +ABS, Exc. Tiptronic | 15-1239      | 45      | 33 | 30 | 53   | 87,9  | 30  |     |   |    |   | 13  | 2   |  |  |
|   |    | 10/96- |   | ●   |                      | 16-1014      |         |    | 28 |      | 108   |     |     |   |    |   |     |     |  |  |
|   |    | 10/96- | L   |   |                      | +ABS, M/T    | 17-0199 | 45 | 33 | 28   |       | 88  | 108 |   | 30 |   | 609 | s14 |  |  |
|   |   | 10/96- | R   |   |                      | +ABS, M/T    | 17-0200 | 45 | 33 | 28   |       | 88  | 108 |   | 30 |   | 635 | s14 |  |  |
| 1.8 20v Syncro (92 kW) Eng. ADR/ APT/ ARG |    | 96-    |   | ●   | +ABS                 | 13-0258      |         |    |    | 21   | 85    | 103 |     |   |    |   |     |     |  |  |
|   |    | 96-    |   | ●   | +ABS                 | 15-1375      | 45      | 33 | 30 | 53   | 87,9  | 30  |     |   |    |   | 13  | 2   |  |  |
| 1.8 T. (110 kW) Eng. AEB/ ANB/ APU        |  | 10/96- |   | ●   | +ABS, Exc. Tiptronic | 13-0178      |         |    |    | 21   | 85    | 103 |     |   |    |   |     |     |  |  |
|   |  | 10/96- |   | ●   |                      | 14-0012      |         |    |    | 24   | 107,5 | 120 |     |   |    |   |     |     |  |  |
|   |  | 10/96- |   | ●   | +ABS, Exc. Tiptronic | 15-1239      | 45      | 33 | 30 | 53   | 87,9  | 30  |     |   |    |   | 13  | 2   |  |  |
|   |  | 10/96- |   | ●   |                      | 16-1014      |         |    | 28 |      | 108   |     |     |   |    |   |     |     |  |  |
|   |  | 10/96- | L   |   |                      | +ABS, M/T    | 17-0199 | 45 | 33 | 28   |       | 88  | 108 |   | 30 |   | 609 | s14 |  |  |
|   |   | 10/96- | R   |   |                      | +ABS, M/T    | 17-0200 | 45 | 33 | 28   |       | 88  | 108 |   | 30 |   | 635 | s14 |  |  |
| 1.9 TDi (66 kW) Eng. AHH/ AHU             |  | 10/96- |   | ●   | +ABS                 | 13-0178      |         |    |    | 21   | 85    | 103 |     |   |    |   |     |     |  |  |
|   |  | 10/96- |   | ●   | +ABS                 | 15-1239      | 45      | 33 | 30 | 53   | 87,9  | 30  |     |   |    |   | 13  | 2   |  |  |
|   |  | 10/96- | L   |   |                      | +ABS, M/T    | 17-0201 | 45 | 33 |      |       | 88  | 130 |   | 30 |   | 593 | s15 |  |  |
|   |   | 10/96- | R   |   |                      | +ABS, M/T    | 17-0202 | 45 | 33 |      |       | 88  | 130 |   | 30 |   | 615 | s15 |  |  |
| 1.9 TDi (74 kW) Eng. AVB                  |  | -11/00 |   | ●   | +ABS                 | 13-0300      |         |    |    | 24   | 90    | 90  |     |   |    |   |     |     |  |  |
|   |  | -11/00 |   | ●   | +ABS                 | 15-1441      | 45      | 38 | 27 | 59,5 | 99,5  | 34  |     |   |    |   | 13  | 2   |  |  |






































| Passat IV (3B2, 3B5), Variant '96-'00            |   |  | L/R |  |  | NOTE               | METELLI ref.              | ABS     | A  | B  | C    | D    | E    | F   | H | I  | L | M   | Fig |   |  |
|--|---|---|-----|---|--|--------------------|---------------------------|---------|----|----|------|------|------|-----|---|----|---|-----|-----|---|--|
| 1.9 TDi (81 kW) Eng. AFN/ AVG                    |    | 10/96-00  |     | ●   |  | +ABS, FWD          | 13-0196                   |         |    |    | 24   | 90   | 90   |     |   |    |   |     |     |   |  |
|  |    | 10/96-00  |     | ●   |  | +ABS, FWD          | 15-1267                   | 45      | 38 | 27 | 59,5 | 98   | 34   |     |   |    |   | 13  | 2   |   |  |
|  |    | 10/96-00  | L   |   |  |                    | +ABS, M/T                 | 17-0603 | 45 | 38 |      |      | 98   | 130 |   | 34 |   | 601 | s15 |   |  |
|  |   | 10/96-00  | R   |   |  |                    | +ABS, M/T                 | 17-0604 | 45 | 38 |      |      | 98   | 130 |   | 34 |   | 621 | s15 |   |  |
| 1.9 TDi Syncro (81 kW) Eng. AFN/ AVG             |    | 96-00   |     | ●   |  | +ABS, FWD          | 13-0258                   |         |    |    | 21   | 85   | 103  |     |   |    |   |     |     |   |  |
|  |    | 96-00   |     | ●   |  | +ABS, FWD          | 15-1375                   | 45      | 33 | 30 | 53   | 87,9 | 30   |     |   |    |   | 13  | 2   |   |  |
| 1.9 TDi, 4motion (85 kW) Eng. AJM/ ATJ           |    | 8/98-11/00  |     | ●   |  | +ABS, Exc. 4Motion | 13-0263                   |         |    |    | 24   | 90   | 90   |     |   |    |   |     |     |   |  |
|  |   | 8/98-11/00  |     | ●   |  | +ABS, FWD, 4Motion | 13-0300                   |         |    |    | 24   | 90   | 90   |     |   |    |   |     |     |   |  |
|  |    | 8/98-11/00  |     | ●   |  |                    | +ABS, Exc. 4Motion        | 15-1381 | 45 | 33 | 27   | 53   | 98   | 30  |   |    |   |     | 13  | 2 |  |
|  |   | 8/98-11/00  |     | ●   |  |                    | +ABS, FWD, 4Motion        | 15-1441 | 45 | 38 | 27   | 59,5 | 99,5 | 34  |   |    |   |     | 13  | 2 |  |
|  |    | 8/98-00   | L   |   |  |                    | +ABS, FWD, M/T            | 17-0609 | 45 | 33 |      |      | 98   |     |   | 30 |   | 598 | s15 |   |  |
|  |   | 8/98-00   | R   |   |  |                    | +ABS, FWD, M/T            | 17-0610 | 45 | 33 |      |      | 98   |     |   | 30 |   | 620 | s15 |   |  |
| 2.3 VR5 (110 kW) Eng. AGZ                        |    | 10/96-  |     | ●   |  | +ABS               | 13-0178                   |         |    |    | 21   | 85   | 103  |     |   |    |   |     |     |   |  |
|  |   | 10/96-11/00   |     | ●   |  | +ABS, A/T          | 13-0259                   |         |    |    | 21   | 85   | 103  |     |   |    |   |     |     |   |  |
|  |    | 10/96-  |     | ●   |  |                    | +ABS                      | 15-1239 | 45 | 33 | 30   | 53   | 87,9 | 30  |   |    |   |     | 13  | 2 |  |
|  |   | 10/96-11/00   |     | ●   |  |                    | +ABS, A/T                 | 15-1377 | 45 | 38 | 30   | 59,6 | 87,9 | 34  |   |    |   |     | 13  | 2 |  |
|  |    | 10/96-  | L   |   |  |                    | +ABS, M/T                 | 17-0199 | 45 | 33 | 28   |      | 88   | 108 |   | 30 |   | 609 | s14 |   |  |
|  |   | 10/96-  | R   |   |  |                    | +ABS, M/T                 | 17-0200 | 45 | 33 | 28   |      | 88   | 108 |   | 30 |   | 635 | s14 |   |  |
| 2.5 TDi, Syncro (110 kW) Eng. AFB                |    | 98-00   |     | ●   |  | +ABS, FWD          | 13-0196                   |         |    |    | 24   | 90   | 90   |     |   |    |   |     |     |   |  |
|  |    | 98-00   |     | ●   |  | +ABS, FWD          | 15-1267                   | 45      | 38 | 27 | 59,5 | 98   | 34   |     |   |    |   | 13  | 2   |   |  |
|  |   | 98-00   | L   |   |  |                    | +ABS, M/T                 | 17-0603 | 45 | 38 |      |      | 98   | 130 |   | 34 |   | 601 | s15 |   |  |
|  |   | 98-00   | R   |   |  |                    | +ABS, M/T                 | 17-0604 | 45 | 38 |      |      | 98   | 130 |   | 34 |   | 621 | s15 |   |  |
| 2.5 TDi, Syncro (110 kW) Eng. AKN                |  | 98-00   |     | ●   |  | +ABS, FWD          | 13-0196                   |         |    |    | 24   | 90   | 90   |     |   |    |   |     |     |   |  |
|  |  | 98-00   |     | ●   |  | +ABS, FWD          | 15-1267                   | 45      | 38 | 27 | 59,5 | 98   | 34   |     |   |    |   | 13  | 2   |   |  |
|  |  | 98-00   | L   |   |  |                    | +ABS, M/T                 | 17-0603 | 45 | 38 |      |      | 98   | 130 |   | 34 |   | 601 | s15 |   |  |
|  |   | 98-00   | R   |   |  |                    | +ABS, M/T                 | 17-0604 | 45 | 38 |      |      | 98   | 130 |   | 34 |   | 621 | s15 |   |  |
| 2.8 V6, 4motion (142 kW) Eng. ACK/ ALG/ APR/ AQD |  | 96-00   |     | ●   |  | +ABS, FWD          | 13-0196                   |         |    |    | 24   | 90   | 90   |     |   |    |   |     |     |   |  |
|  |   | 96-00   |     | ●   |  |                    | +ABS, M/T, 5Sp, Tiptronic | 13-0259 |    |    |      | 21   | 85   | 103 |   |    |   |     |     |   |  |
|  |  | 96-00   |     | ●   |  |                    | +ABS, FWD                 | 15-1267 | 45 | 38 | 27   | 59,5 | 98   | 34  |   |    |   |     | 13  | 2 |  |
|  |   | 96-00   |     | ●   |  |                    | +ABS, M/T, 5Sp, Tiptronic | 15-1377 | 45 | 38 | 30   | 59,6 | 87,9 | 34  |   |    |   |     | 13  | 2 |  |
|  |  | 96-00   | L   |   |  |                    | +ABS, M/T                 | 17-0603 | 45 | 38 |      |      | 98   | 130 |   | 34 |   | 601 | s15 |   |  |
|  |   | 96-00   | R   |   |  |                    | +ABS, M/T                 | 17-0604 | 45 | 38 |      |      | 98   | 130 |   | 34 |   | 621 | s15 |   |  |

| Passat V (3B3, 3B6), Variant '00-'05        |   |  | L/R |  |  | NOTE   | METELLI ref. | ABS | A  | B  | C    | D    | E   | F | H  | I | L   | M   | Fig |  |  |
|---|---|---|-----|---|--|--|--------------|-----|----|----|------|------|-----|---|----|---|-----|-----|-----|--|--|
| 1.6 (75 kW) Eng. ALZ                        |  | 00-   |     | •   |  | +ABS   | 13-0258      |     |    |    | 21   | 85   | 103 |   |    |   |     |     |     |  |  |
|   |  | 00-   |     | •   |  | +ABS   | 15-1375      | 45  | 33 | 30 | 53   | 87,9 | 30  |   |    |   |     | 13  | 2   |  |  |
| 1.8 T. (Exc. SW), 4motion (125 kW) Eng. AWM |  | 01-05   |     | •   |  | +ABS, Ch -3B3E312500   | 13-0196      |     |    |    | 24   | 90   | 90  |   |    |   |     |     |     |  |  |
|   |  | 01-05   |     | •   |  | +ABS, Ch -3B3E312500   | 15-1267      | 45  | 38 | 27 | 59,5 | 98   | 34  |   |    |   |     | 13  | 2   |  |  |
| 1.8 T. 20v (110 kW) Eng. AWL/ AWT           |  | 00-   |     | •   |  | +ABS, M/T  | 13-0258      |     |    |    | 21   | 85   | 103 |   |    |   |     |     |     |  |  |
|   |   | 2/03-05   |     | •   |  | +ABS, A/T  | 13-0424      |     |    |    | 24   | 90   | 90  |   |    |   |     |     |     |  |  |
|   |  | 00-   |     | •   |  | +ABS, M/T  | 15-1375      | 45  | 33 | 30 | 53   | 87,9 | 30  |   |    |   |     | 13  | 2   |  |  |
|   |   | 2/03-05   |     | •   |  | +ABS, A/T  | 15-1641      | 45  | 38 | 27 | 59,5 | 99,5 | 34  |   |    |   |     | 13  | 2   |  |  |
| 1.9 TDi (74 kW) Eng. AVB                    |  | 00-   |     | •   |  | +ABS   | 13-0263      |     |    |    | 24   | 90   | 90  |   |    |   |     |     |     |  |  |
|   |  | 00-   |     | •   |  | +ABS   | 15-1381      | 45  | 33 | 27 | 53   | 98   | 30  |   |    |   |     | 13  | 2   |  |  |
|   |  | 00-   | L   |   |  | +ABS, M/T, Ch -3B2055000   | 17-0609      | 45  | 33 |    |      | 98   |     |   | 30 |   | 598 | s15 |     |  |  |
|   |   | 00-   | R   |   |  | +ABS, M/T, Ch -3B2055000   | 17-0610      | 45  | 33 |    |      | 98   |     |   | 30 |   | 620 | s15 |     |  |  |
| 1.9 TDi (96 kW) Eng. AVF/ AWX               |  | 00-05   |     | •   |  | +ABS, A/T, Ch -3B3E312500, Cod. ID PR 1BB, Eng. AVF              | 13-0196      |     |    |    | 24   | 90   | 90  |   |    |   |     |     |     |  |  |
|   |   | 00-05   |     | •   |  | +ABS, M/T, Cod. ID PR 1BB  | 13-0263      |     |    |    | 24   | 90   | 90  |   |    |   |     |     |     |  |  |
|   |   | 00-05   |     | •   |  | +ABS, M/T, Ch -3B3E312500, Cod. ID PR 1BA,1BE, 1BF,1BH           | 13-0300      |     |    |    | 24   | 90   | 90  |   |    |   |     |     |     |  |  |
|   |   | 00-05   |     | •   |  | +ABS, Ch 3B3E312501-   | 13-0424      |     |    |    | 24   | 90   | 90  |   |    |   |     |     |     |  |  |
|   |  | 00-05   |     | •   |  | +ABS, A/T, Ch -3B3E312500, Cod. ID PR 1BB, Eng. AVF              | 15-1267      | 45  | 38 | 27 | 59,5 | 98   | 34  |   |    |   |     | 13  | 2   |  |  |
|   |   | 00-05   |     | •   |  | +ABS, M/T, Cod. ID PR 1BB  | 15-1381      | 45  | 33 | 27 | 53   | 98   | 30  |   |    |   |     | 13  | 2   |  |  |
|   |   | 00-05   |     | •   |  | +ABS, M/T, Ch -3B3E312500, Cod. ID PR 1BA,1BE, 1BF,1BH           | 15-1441      | 45  | 38 | 27 | 59,5 | 99,5 | 34  |   |    |   |     | 13  | 2   |  |  |
|   |   | 00-05   |     | •   |  | +ABS, Ch 3B3E312501-   | 15-1641      | 45  | 38 | 27 | 59,5 | 99,5 | 34  |   |    |   |     | 13  | 2   |  |  |
| 1.9 TDi 4motion (96 kW) Eng. AVF/ AWX       |  | 00-05   |     | •   |  | +ABS, M/T, 6Sp, Ch -3B3E312500, Eng. AVF, Cod. ID PR 1BE/1BF/1BH | 13-0258      |     |    |    | 21   | 85   | 103 |   |    |   |     |     |     |  |  |
|   |   | 00-05   |     | •   |  | +ABS, FWD, A/T, Ch -3B3E312500, Cod. ID PR 1BB, Eng. AVF         | 13-0196      |     |    |    | 24   | 90   | 90  |   |    |   |     |     |     |  |  |
|   |   | 00-05   |     | •   |  | +ABS, FWD, M/T, Cod. ID PR 1BA,1BE, 1BF,1BH                      | 13-0300      |     |    |    | 24   | 90   | 90  |   |    |   |     |     |     |  |  |
|   |   | 00-05   |     | •   |  | +ABS, FWD, M/T, Cod. ID PR 1BB                                   | 13-0263      |     |    |    | 24   | 90   | 90  |   |    |   |     |     |     |  |  |
|   |   | 00-05   |     | •   |  | +ABS, Ch 3B3E312501-   | 13-0424      |     |    |    | 24   | 90   | 90  |   |    |   |     |     |     |  |  |
|   |  | 00-05   |     | •   |  | +ABS, M/T, 6Sp, Ch -3B3E312500, Eng. AVF, Cod. ID PR 1BE/1BF/1BH | 15-1375      | 45  | 33 | 30 | 53   | 87,9 | 30  |   |    |   |     | 13  | 2   |  |  |
|   |   | 00-05   |     | •   |  | +ABS, FWD, A/T, Ch -3B3E312500, Cod. ID PR 1BB, Eng. AVF         | 15-1267      | 45  | 38 | 27 | 59,5 | 98   | 34  |   |    |   |     | 13  | 2   |  |  |
|   |   | 00-05   |     | •   |  | +ABS, FWD, M/T, Cod. ID PR 1BA,1BE, 1BF,1BH                      | 15-1441      | 45  | 38 | 27 | 59,5 | 99,5 | 34  |   |    |   |     | 13  | 2   |  |  |
|   |   | 00-05   |     | •   |  | +ABS, FWD, M/T, Cod. ID PR 1BB                                   | 15-1381      | 45  | 33 | 27 | 53   | 98   | 30  |   |    |   |     | 13  | 2   |  |  |
|   |   | 00-05   |     | •   |  | +ABS, Ch 3B3E312501-   | 15-1641      | 45  | 38 | 27 | 59,5 | 99,5 | 34  |   |    |   |     | 13  | 2   |  |  |





































| <b>Passat V (3B3, 3B6), Variant '00-'05</b>            |   |  | L/R |  |  | NOTE  | METELLI ref. | ABS | A  | B  | C    | D     | E    | F | H | I | L | M | Fig |    |   |
|--|---|---|-----|---|--|---|--------------|-----|----|----|------|-------|------|---|---|---|---|---|-----|----|---|
| 2.8 30v 4motion (142 kW) Eng. AMX/ ATQ                 |    | 00-05   |     | •   |  | +ABS, FWD, A/T, Tiptronic                             | 13-0259      |     |    |    | 21   | 85    | 103  |   |   |   |   |   |     |    |   |
|  |   | 00-05   |     | •   |  | +ABS, FWD, M/T, Ch -3B3E312500                        | 13-0196      |     |    |    | 24   | 90    | 90   |   |   |   |   |   |     |    |   |
|  |    | 00-05   |     | •   |  | +ABS, FWD, A/T, Tiptronic                             | 15-1377      | 45  | 38 | 30 | 59,6 | 87,9  | 34   |   |   |   |   |   | 13  | 2  |   |
|  |   | 00-05   |     | •   |  | +ABS, FWD, M/T, Ch -3B3E312500                        | 15-1267      | 45  | 38 | 27 | 59,5 | 98    | 34   |   |   |   |   |   |     | 13 | 2 |
| 4.0 W8 4motion (202 kW) Eng. BDN/ BDP                  |    | 01-05   |     | •   |  | +ABS, FWD, M/T+A/T                                    | 13-0196      |     |    |    | 24   | 90    | 90   |   |   |   |   |   |     |    |   |
|  |    | 01-05   |     | •   |  | +ABS, FWD, M/T+A/T                                    | 15-1267      | 45  | 38 | 27 | 59,5 | 98    | 34   |   |   |   |   |   |     | 13 | 2 |
| <b>Passat VI (3C2, 3C5), Variant '05-'10</b>           |   |  | L/R |  |  | NOTE  | METELLI ref. | ABS | A  | B  | C    | D     | E    | F | H | I | L | M | Fig |    |   |
| 1.4 16v TSi (110 kW) Eng. CDGA                         |    | 09-   |     | •   |  |   | 13-0319      |     |    |    | 26   | 87    | 117  |   |   |   |   |   |     |    |   |
|  |    | 09-   |     | •   |  |   | 15-1467      |     | 36 | 30 | 59,5 | 90    | 40   |   |   |   |   |   |     | 13 | 2 |
|  |    | 09-10   |     |   | •  | M/T, Exc. Doppia Frizione/Double Clutch               | 16-1010C     |     |    | 33 |      | 100   |      |   |   |   |   |   |     |    |   |
| 1.4 TSi (90 kW) Eng. CAXA                              |    | 07-10   |     |   | •  | M/T, Exc. Doppia Frizione/Double Clutch               | 16-1010C     |     |    | 33 |      | 100   |      |   |   |   |   |   |     |    |   |
| 1.6 (75 kW) Eng. BSE/ BSF                              |    | 05-   |     | •   |  | M/T, 5Sp  | 13-0319      |     |    |    | 26   | 87    | 117  |   |   |   |   |   |     |    |   |
|  |    | 05-   |     | •   |  | M/T, 5Sp  | 15-1467      |     | 36 | 30 | 59,5 | 90    | 40   |   |   |   |   |   |     | 13 | 2 |
|  |    | 05-10   |     |   | •  | M/T, Exc. Doppia Frizione/Double Clutch               | 16-1010C     |     |    | 33 |      | 100   |      |   |   |   |   |   |     |    |   |
| 1.6 FSI (85 kW) Eng. BAG/ BLF                          |    | 05-   |     | •   |  |   | 13-0319      |     |    |    | 26   | 87    | 117  |   |   |   |   |   |     |    |   |
|  |    | 05-   |     | •   |  |   | 15-1467      |     | 36 | 30 | 59,5 | 90    | 40   |   |   |   |   |   |     | 13 | 2 |
|  |    | 05-10   |     |   | •  | M/T, Exc. Doppia Frizione/Double Clutch               | 16-1010C     |     |    | 33 |      | 100   |      |   |   |   |   |   |     |    |   |
| 1.6 TDi (77 kW) Eng. CAYC                              |    | 09-   |     | •   |  |   | 13-0320      |     |    |    | 25   | 90    | 107  |   |   |   |   |   |     |    |   |
|  |    | 09-   |     | •   |  |   | 15-1463      |     | 36 | 27 | 59,5 | 97,95 | 40,5 |   |   |   |   |   |     | 13 | 2 |
| 1.8 16v TSi (118 kW) Eng. BZB                          |   | 07-   |     | •   |  |   | 13-0320      |     |    |    | 25   | 90    | 107  |   |   |   |   |   |     |    |   |
|  |  | 07-   |     | •   |  |   | 15-1463      |     | 36 | 27 | 59,5 | 97,95 | 40,5 |   |   |   |   |   |     | 13 | 2 |
| 1.9 TDi (77 kW) Eng. BKC/ BLS/ BXE                     |  | 05-   |     | •   |  |   | 13-0319      |     |    |    | 26   | 87    | 117  |   |   |   |   |   |     |    |   |
|  |  | 05-   |     | •   |  |   | 15-1467      |     | 36 | 30 | 59,5 | 90    | 40   |   |   |   |   |   |     | 13 | 2 |
|  |  | 05-10   |     |   | •  | M/T, Exc. Doppia Frizione/Double Clutch               | 16-1010C     |     |    | 33 |      | 100   |      |   |   |   |   |   |     |    |   |
| 2.0 FSI, 4motion (110 kW) Eng. BLR/ BLY/ BVY/ BVX/ BVZ |  | 05-   |     | •   |  |   | 13-0319      |     |    |    | 26   | 87    | 117  |   |   |   |   |   |     |    |   |
|  |  | 05-   |     | •   |  |   | 15-1467      |     | 36 | 30 | 59,5 | 90    | 40   |   |   |   |   |   |     | 13 | 2 |
|  |  | 05-10   |     |   | •  | RWD, M/T, 4motion, Exc. Doppia Frizione/Double Clutch | 16-1010C     |     |    | 33 |      | 100   |      |   |   |   |   |   |     |    |   |
| 2.0 TDi (105 kW) Eng. CBAC                             |  | 09-   |     | •   |  |   | 13-0320      |     |    |    | 25   | 90    | 107  |   |   |   |   |   |     |    |   |
|  |  | 09-   |     | •   |  |   | 15-1463      |     | 36 | 27 | 59,5 | 97,95 | 40,5 |   |   |   |   |   |     | 13 | 2 |
| 2.0 TDi (120 kW) Eng. BUZ                              |  | 05-   |     | •   |  |   | 13-0436      |     |    |    | 27,3 | 96,5  | 109  |   |   |   |   |   |     |    |   |
|  |  | 05-   |     | •   |  |   | 15-1658      |     | 36 | 27 | 59,5 | 100,1 | 40   |   |   |   |   |   |     | 13 | 1 |

| <b>Passat VI (3C2, 3C5), Variant '05-'10</b>           |   |    | L/R |    |    | NOTE  | METELLI ref.    | ABS | A  | B    | C     | D    | E   | F | H | I | L | M  | Fig |  |
|--|---|---|-----|---|---|---|-----------------|-----|----|------|-------|------|-----|---|---|---|---|----|-----|--|
| 2.0 TDi (125 kW) Eng. BMN                              |    | 08-10   |     |   |   | • M/T, Exc. Doppia Frizione/Double Clutch               | <b>16-1010C</b> |     |    | 33   |       | 100  |     |   |   |   |   |    |     |  |
| 2.0 TDi (81 kW) Eng. CBDC                              |    | 09-   |     |   | •   |   | <b>13-0320</b>  |     |    |      | 25    | 90   | 107 |   |   |   |   |    |     |  |
|  |    | 09-   |     |   | •   |   | <b>15-1463</b>  | 36  | 27 | 59,5 | 97,95 | 40,5 |     |   |   |   |   | 13 | 2   |  |
|  |    | 09-10   |     |   |   | • M/T, Exc. Doppia Frizione/Double Clutch               | <b>16-1010C</b> |     |    | 33   |       | 100  |     |   |   |   |   |    |     |  |
| 2.0 TDi Variant (100 kW) Eng. BMA/ CBA                 |    | 10-   |     |   | •   |   | <b>13-0320</b>  |     |    |      | 25    | 90   | 107 |   |   |   |   |    |     |  |
|  |    | 05-   |     |   | •   |   | <b>15-1463</b>  | 36  | 27 | 59,5 | 97,95 | 40,5 |     |   |   |   |   | 13 | 2   |  |
| 2.0 TDi Variant (90 kW) Eng. BVD/ BVE                  |    | 05-   |     |   | •   |   | <b>13-0436</b>  |     |    |      | 27,3  | 96,5 | 109 |   |   |   |   |    |     |  |
|  |    | 05-   |     |   | •   |   | <b>15-1658</b>  | 36  | 27 | 59,5 | 100,1 | 40   |     |   |   |   |   | 13 | 1   |  |
| 2.0 TDi, 4motion (103 kW) Eng. BKP/ BMP/ CBAB          |    | 05-   |     |   | •   | FWD   | <b>13-0320</b>  |     |    |      | 25    | 90   | 107 |   |   |   |   |    |     |  |
|  |    | 05-   |     |   | •   | FWD   | <b>15-1463</b>  | 36  | 27 | 59,5 | 97,95 | 40,5 |     |   |   |   |   | 13 | 2   |  |
|  |    | 05-10   |     |   |   | • RWD, M/T, 4motion, Exc. Doppia Frizione/Double Clutch | <b>16-1010C</b> |     |    | 33   |       | 100  |     |   |   |   |   |    |     |  |
|  |    | 05-   | L   |   |   | FWD   | <b>17-0761</b>  | 36  |    |      |       | 100  | 108 |   |   |   |   |    | 488 |  |
|  |    | 05-   | R   |   |   | FWD   | <b>17-0762</b>  | 36  |    |      |       | 100  | 108 |   |   |   |   |    | 795 |  |
| 2.0 TDi, 4motion (125 kW) Eng. BMR/ CBBB               |    | 05-   |     |   | •   | 6Sp   | <b>13-0436</b>  |     |    |      | 27,3  | 96,5 | 109 |   |   |   |   |    |     |  |
|  |    | 05-   |     |   | •   | 6Sp   | <b>15-1658</b>  | 36  | 27 | 59,5 | 100,1 | 40   |     |   |   |   |   | 13 | 1   |  |
|  |    | 05-10   |     |   |   | • RWD, M/T, 4motion, Exc. Doppia Frizione/Double Clutch | <b>16-1010C</b> |     |    | 33   |       | 100  |     |   |   |   |   |    |     |  |
| 2.0 TFSI (147 kW) Eng. AXX/ BPY/ BWA/ CAWB/ CBFA/ CCTA |    | 05-   |     |   | •   |   | <b>13-0320</b>  |     |    |      | 25    | 90   | 107 |   |   |   |   |    |     |  |
|  |    | 05-   |     |   | •   |   | <b>15-1463</b>  | 36  | 27 | 59,5 | 97,95 | 40,5 |     |   |   |   |   | 13 | 2   |  |
| 3.2 FSI, 4motion (184 kW) Eng. AXZ                     |    | 05-   |     |   | •   | FWD   | <b>13-0320</b>  |     |    |      | 25    | 90   | 107 |   |   |   |   |    |     |  |
|  |   | 05-   |     |   | •   | FWD   | <b>15-1463</b>  | 36  | 27 | 59,5 | 97,95 | 40,5 |     |   |   |   |   | 13 | 2   |  |
|  |  | 05-10   |     |   |   | • RWD, M/T, 4motion, Exc. Doppia Frizione/Double Clutch | <b>16-1010C</b> |     |    | 33   |       | 100  |     |   |   |   |   |    |     |  |
| 3.6 FSi, 4motion (206 kW) Eng. BLV                     |  | 05-5/09   |     |   | •   | 6Sp   | <b>13-0436</b>  |     |    |      | 27,3  | 96,5 | 109 |   |   |   |   |    |     |  |
|  |  | 05-5/09   |     |   | •   | 6Sp   | <b>15-1658</b>  | 36  | 27 | 59,5 | 100,1 | 40   |     |   |   |   |   | 13 | 1   |  |
|  |  | 05-10   |     |   |   | • RWD, M/T, 4motion, Exc. Doppia Frizione/Double Clutch | <b>16-1010C</b> |     |    | 33   |       | 100  |     |   |   |   |   |    |     |  |
| 3.6 V6 FSI (220 kW) Eng. BWS/ BLV                      |  | 08-10   |     |   |   | • M/T, Exc. Doppia Frizione/Double Clutch               | <b>16-1010C</b> |     |    | 33   |       | 100  |     |   |   |   |   |    |     |  |
| <b>Passat VII Coupe CC (357) '08-</b>                  |   |  | L/R |  |  | NOTE  | METELLI ref.    | ABS | A  | B    | C     | D    | E   | F | H | I | L | M  | Fig |  |
| 1.8 TSi (112 kW) Eng. CDAB/ CGYA                       |  | 08-   |     |   | •   |   | <b>13-0320</b>  |     |    |      | 25    | 90   | 107 |   |   |   |   |    |     |  |
|  |  | 08-   |     |   | •   |   | <b>15-1463</b>  | 36  | 27 | 59,5 | 97,95 | 40,5 |     |   |   |   |   | 13 | 2   |  |
| 1.8 TSi (118 kW) Eng. BZB/ CDAA                        |  | 08-   |     |   | •   |   | <b>13-0320</b>  |     |    |      | 25    | 90   | 107 |   |   |   |   |    |     |  |
|  |  | 08-   |     |   | •   |   | <b>15-1463</b>  | 36  | 27 | 59,5 | 97,95 | 40,5 |     |   |   |   |   | 13 | 2   |  |































| <b>Passat VII Coupe CC (357) '08-</b>         |  |         | L/R |   |   | NOTE  | METELLI ref.    | ABS | A  | B  | C    | D     | E    | F | H | I | L | M | Fig |   |
|---|--|---------|-----|---|---|---|-----------------|-----|----|----|------|-------|------|---|---|---|---|---|-----|---|
| 2.0 BlueTDi (105 kW) Eng. CBAC                |  | 09-     |     | • |   |   | <b>13-0320</b>  |     |    |    | 25   | 90    | 107  |   |   |   |   |   |     |   |
|   |  | 09-     |     | • |   |   | <b>15-1463</b>  |     | 36 | 27 | 59,5 | 97,95 | 40,5 |   |   |   |   |   | 13  | 2 |
| 2.0 TDi (100 kW) Eng. CBAA/ CFFA              |  | 08-     |     | • |   |   | <b>13-0320</b>  |     |    |    | 25   | 90    | 107  |   |   |   |   |   |     |   |
|   |  | 08-     |     | • |   |   | <b>15-1463</b>  |     | 36 | 27 | 59,5 | 97,95 | 40,5 |   |   |   |   |   | 13  | 2 |
| 2.0 TDi , 4motion (103 kW) Eng. CBAB/ CFFB    |  | 08-     |     | • |   |   | <b>13-0320</b>  |     |    |    | 25   | 90    | 107  |   |   |   |   |   |     |   |
|   |  | 08-     |     | • |   |   | <b>15-1463</b>  |     | 36 | 27 | 59,5 | 97,95 | 40,5 |   |   |   |   |   | 13  | 2 |
|   |  | 08-     |     |   | • | RWD, M/T, 4motion, Exc. Doppia Frizione/Double Clutch | <b>16-1010C</b> |     |    | 33 |      | 100   |      |   |   |   |   |   |     |   |
| 2.0 TDi, 4motion (125 kW) Eng. CBBB/CFGB/CLLA |  | 08-5/09 |     | • |   | 6Sp   | <b>13-0436</b>  |     |    |    | 27,3 | 96,5  | 109  |   |   |   |   |   |     |   |
|   |  | 08-5/09 |     | • |   | 6Sp   | <b>15-1658</b>  |     | 36 | 27 | 59,5 | 100,1 | 40   |   |   |   |   |   | 13  | 1 |
| 2.0 TSi (147 kW) Eng. CAWB/ CCTA              |  | 08-     |     | • |   |   | <b>13-0320</b>  |     |    |    | 25   | 90    | 107  |   |   |   |   |   |     |   |
|   |  | 08-     |     | • |   |   | <b>15-1463</b>  |     | 36 | 27 | 59,5 | 97,95 | 40,5 |   |   |   |   |   | 13  | 2 |
| 2.0 TSi (155 kW) Eng. CCZB                    |  | 10-     |     | • |   | 6Sp, Doppia Frizione/ Double Clutch                   | <b>13-0320</b>  |     |    |    | 25   | 90    | 107  |   |   |   |   |   |     |   |
|   |  | 10-     |     | • |   | 6Sp, Doppia frizione/ Double Clutch                   | <b>15-1463</b>  |     | 36 | 27 | 59,5 | 97,95 | 40,5 |   |   |   |   |   | 13  | 2 |
| 3.6 Fsi V6, 4motion (220 kW) Eng. BWS/ BLV    |  | 08-     |     | • |   |   | <b>13-0320</b>  |     |    |    | 25   | 90    | 107  |   |   |   |   |   |     |   |
|   |  | 08-     |     | • |   |   | <b>15-1463</b>  |     | 36 | 27 | 59,5 | 97,95 | 40,5 |   |   |   |   |   | 13  | 2 |
|   |  | 08-     |     |   | • | RWD, M/T, 4motion, Exc. Doppia Frizione/Double Clutch | <b>16-1010C</b> |     |    | 33 |      | 100   |      |   |   |   |   |   |     |   |
| <b>Passat VII, Variant (362, 365) '10-</b>    |  |         | L/R |   |   | NOTE  | METELLI ref.    | ABS | A  | B  | C    | D     | E    | F | H | I | L | M | Fig |   |
| 1.4 TSi (110 kW) Eng. CDGA                    |  | 11-     |     | • |   |   | <b>13-0319</b>  |     |    |    | 26   | 87    | 117  |   |   |   |   |   |     |   |
|   |  | 11-     |     | • |   |   | <b>15-1467</b>  |     | 36 | 30 | 59,5 | 90    | 40   |   |   |   |   |   | 13  | 2 |
| 1.4 TSi (90 kW) Eng. CAXA                     |  | 11-     |     | • |   | Doppia Frizione/Double Clutch                         | <b>13-0480</b>  |     |    |    | 25,5 | 94    | 116  |   |   |   |   |   |     |   |
|   |  | 11-     |     | • |   | Doppia Frizione/Double Clutch                         | <b>15-1708</b>  |     | 36 | 33 | 59,5 | 93,7  | 39,8 |   |   |   |   |   | 13  | 2 |
| 1.4 TSi MultiFuel (118 kW) Eng. CKMA          |  | 10-     |     | • |   | Doppia Frizione/ Double Clutch                        | <b>13-0320</b>  |     |    |    | 25   | 90    | 107  |   |   |   |   |   |     |   |
|   |  | 10-     |     | • |   | M/T   | <b>13-0319</b>  |     |    |    | 26   | 87    | 117  |   |   |   |   |   |     |   |
|   |  | 10-     |     | • |   | Doppia Frizione/ Double Clutch                        | <b>15-1463</b>  |     | 36 | 27 | 59,5 | 97,95 | 40,5 |   |   |   |   |   | 13  | 2 |
|   |  | 10-     |     | • |   | M/T   | <b>15-1467</b>  |     | 36 | 30 | 59,5 | 90    | 40   |   |   |   |   |   | 13  | 2 |
| 1.6 TDi (77 kW) Eng. CAYC                     |  | 11-     |     | • |   | Doppia Frizione/Double Clutch                         | <b>13-0480</b>  |     |    |    | 25,5 | 94    | 116  |   |   |   |   |   |     |   |
|   |  | 11-     |     | • |   | Doppia Frizione/Double Clutch                         | <b>15-1708</b>  |     | 36 | 33 | 59,5 | 93,7  | 39,8 |   |   |   |   |   | 13  | 2 |
| 1.8 TSi (112 kW) Eng. CDAB                    |  | 11-     |     | • |   |   | <b>13-0320</b>  |     |    |    | 25   | 90    | 107  |   |   |   |   |   |     |   |
|   |  | 11-     |     | • |   |   | <b>15-1463</b>  |     | 36 | 27 | 59,5 | 97,95 | 40,5 |   |   |   |   |   | 13  | 2 |





























































































| <b>Polo I (86) '75-'81</b>                       |   |  | L/R |  |  | NOTE                     | METELLI ref. | ABS | A  | B  | C    | D  | E  | F | H | I | L | M  | Fig |
|--|---|---|-----|---|---|--------------------------|--------------|-----|----|----|------|----|----|---|---|---|---|----|-----|
| 1.3 (44 kW) Eng. HH                              |    | 76-81   |     | •   |   | Ch 86623000001-86E050306 | 13-0036      |     |    |    | 18   | 68 | 94 |   |   |   |   |    |     |
|  |    | 76-81   |     |   | •   | Ch 86623000001-86E050306 | 14-0004      |     |    |    | 21   | 89 | 97 |   |   |   |   |    |     |
|  |    | 76-81   |     | •   |   | Ch 86623000001-86E050306 | 15-1035      |     | 20 | 25 | 45,5 | 77 | 48 |   |   |   |   | 11 | 2   |
|  |    | 76-81   |     |   | •   | Ch 86623000001-86E050306 | 16-1003      |     |    | 33 |      | 92 |    |   |   |   |   |    |     |
| <b>Polo II (86C, 80), Classic, Coupe '81-'94</b> |   |  | L/R |  |  | NOTE                     | METELLI ref. | ABS | A  | B  | C    | D  | E  | F | H | I | L | M  | Fig |
| 1.0 (29 kW) Eng. GL                              |    | 81-86   |     | •   |   | M/T                      | 13-0035      |     |    |    | 20   | 68 | 80 |   |   |   |   |    |     |
|  |    | 81-86   |     |   | •   | M/T                      | 14-0004      |     |    |    | 21   | 89 | 97 |   |   |   |   |    |     |
|  |    | 81-86   |     | •   |   | M/T                      | 15-1034      |     | 20 | 30 | 45,5 | 81 | 46 |   |   |   |   | 11 | 2   |
|  |    | 81-86   |     |   | •   | M/T                      | 16-1003      |     |    | 33 |      | 92 |    |   |   |   |   |    |     |
| 1.0, Kat (33-37 kW) Eng. AAK/ AAU/ ACM/ HZ       |    | 86-94   |     | •   |   | M/T                      | 13-0035      |     |    |    | 20   | 68 | 80 |   |   |   |   |    |     |
|  |    | 86-94   |     |   | •   | M/T                      | 14-0004      |     |    |    | 21   | 89 | 97 |   |   |   |   |    |     |
|  |    | 86-94   |     | •   |   | M/T                      | 15-1034      |     | 20 | 30 | 45,5 | 81 | 46 |   |   |   |   | 11 | 2   |
|  |    | 86-94   |     |   | •   | M/T                      | 16-1003      |     |    | 33 |      | 92 |    |   |   |   |   |    |     |
| 1.1 (Exc. Classic) (37 kW) Eng. HB               |    | 81-89   |     | •   |   | M/T                      | 13-0035      |     |    |    | 20   | 68 | 80 |   |   |   |   |    |     |
|  |    | 81-89   |     |   | •   | M/T                      | 14-0004      |     |    |    | 21   | 89 | 97 |   |   |   |   |    |     |
|  |    | 81-89   |     | •   |   | M/T                      | 15-1034      |     | 20 | 30 | 45,5 | 81 | 46 |   |   |   |   | 11 | 2   |
|  |    | 81-89   |     |   | •   | M/T                      | 16-1003      |     |    | 33 |      | 92 |    |   |   |   |   |    |     |
| 1.3 (Exc. Coupe) (43 kW) Eng. HJ                 |    | 81-82   |     | •   |   | Ch 80H000001-80R150000   | 13-0035      |     |    |    | 20   | 68 | 80 |   |   |   |   |    |     |
|  |   | 81-82   |     |   | •   | Ch 80H000001-80R150000   | 14-0004      |     |    |    | 21   | 89 | 97 |   |   |   |   |    |     |
|  |  | 81-82   |     | •   |   | Ch 80H000001-80R150000   | 15-1034      |     | 20 | 30 | 45,5 | 81 | 46 |   |   |   |   | 11 | 2   |
|  |  | 81-82   |     |   | •   | Ch 80H000001-80R150000   | 16-1003      |     |    | 33 |      | 92 |    |   |   |   |   |    |     |
| 1.3 D (33 kW) Eng. MN                            |  | 86-90   |     | •   |   | Ch 80H000001-80R150000   | 13-0035      |     |    |    | 20   | 68 | 80 |   |   |   |   |    |     |
|  |  | 86-90   |     |   | •   | Ch 80H000001-80R150000   | 14-0004      |     |    |    | 21   | 89 | 97 |   |   |   |   |    |     |
|  |  | 86-90   |     | •   |   | Ch 80H000001-80R150000   | 15-1034      |     | 20 | 30 | 45,5 | 81 | 46 |   |   |   |   | 11 | 2   |
|  |  | 86-90   |     |   | •   | Ch 80H000001-80R150000   | 16-1003      |     |    | 33 |      | 92 |    |   |   |   |   |    |     |
| 1.3 G40 (Exc. Classic) (83 kW) Eng. PY           |  | 87-94   |     | •   |   | Ch 80H000001-80R150000   | 13-0035      |     |    |    | 20   | 68 | 80 |   |   |   |   |    |     |
|  |  | 87-94   |     |   | •   | Ch 80H000001-80R150000   | 14-0004      |     |    |    | 21   | 89 | 97 |   |   |   |   |    |     |
|  |  | 87-94   |     | •   |   | Ch 80H000001-80R150000   | 15-1034      |     | 20 | 30 | 45,5 | 81 | 46 |   |   |   |   | 11 | 2   |
|  |  | 87-94   |     |   | •   | Ch 80H000001-80R150000   | 16-1003      |     |    | 33 |      | 92 |    |   |   |   |   |    |     |




































| <b>Polo II (86C, 80), Classic, Coupe '81-'94</b> |   |  | L/R |  |  | NOTE                   | METELLI ref. | ABS | A  | B  | C    | D  | E  | F | H  | I | L | M   | Fig |
|--|---|---|-----|---|---|------------------------|--------------|-----|----|----|------|----|----|---|----|---|---|-----|-----|
| 1.4 D (35 kW) Eng. 1W                            |    | 90-94   |     | •   |   | Ch 80H000001-80R150000 | 13-0035      |     |    |    | 20   | 68 | 80 |   |    |   |   |     |     |
|  |    | 90-94   |     |   | •   | Ch 80H000001-80R150000 | 14-0004      |     |    |    | 21   | 89 | 97 |   |    |   |   |     |     |
|  |    | 90-94   |     | •   |   | Ch 80H000001-80R150000 | 15-1034      |     | 20 | 30 | 45,5 | 81 | 46 |   |    |   |   | 11  | 2   |
|  |    | 90-94   |     |   | •   | Ch 80H000001-80R150000 | 16-1003      |     |    | 33 |      | 92 |    |   |    |   |   |     |     |
| <b>Polo III (6N1) '94-'99</b>                    |   |  | L/R |  |  | NOTE                   | METELLI ref. | ABS | A  | B  | C    | D  | E  | F | H  | I | L | M   | Fig |
| 1.0 (33 kW) Eng. AEV                             |    | 94-96   |     | •   |   | M/T                    | 13-0153      |     |    |    | 20   | 68 | 80 |   |    |   |   |     |     |
|  |    | 94-96   |     |   | •   | M/T                    | 14-0021      |     |    |    | 21   | 89 | 97 |   |    |   |   |     |     |
|  |    | 94-96   |     | •   |   | M/T                    | 15-1190      |     | 22 | 30 | 53   | 81 | 48 |   |    |   |   | 11  | 2   |
|  |    | 94-96   |     |   | •   | M/T                    | 16-1023      |     |    | 33 |      | 92 |    |   |    |   |   |     |     |
|  |    | 94-96   | L   |   |   |                        | 17-0127      |     | 22 | 33 |      | 81 | 92 |   | 78 |   |   | 515 | s10 |
|  |   | 94-96   | R   |   |   |                        | 17-0128      |     | 22 | 33 |      | 81 | 92 |   | 78 |   |   | 736 | s10 |
| 1.0 (37 kW) Eng. AER/ ALL                        |    | 96-99   |     | •   |   | M/T                    | 13-0153      |     |    |    | 20   | 68 | 80 |   |    |   |   |     |     |
|  |    | 96-99   |     |   | •   | M/T                    | 14-0021      |     |    |    | 21   | 89 | 97 |   |    |   |   |     |     |
|  |    | 96-99   |     | •   |   | M/T                    | 15-1190      |     | 22 | 30 | 53   | 81 | 48 |   |    |   |   | 11  | 2   |
|  |    | 96-99   |     |   | •   | M/T                    | 16-1023      |     |    | 33 |      | 92 |    |   |    |   |   |     |     |
|  |    | 96-99   | L   |   |   |                        | 17-0127      |     | 22 | 33 |      | 81 | 92 |   | 78 |   |   | 515 | s10 |
|  |   | 96-99   | R   |   |   |                        | 17-0128      |     | 22 | 33 |      | 81 | 92 |   | 78 |   |   | 736 | s10 |
| 1.3 (40 kW) Eng. ADX                             |    | 94-95   |     | •   |   | M/T                    | 13-0153      |     |    |    | 20   | 68 | 80 |   |    |   |   |     |     |
|  |   | 94-95   |     |   | •   | M/T                    | 14-0021      |     |    |    | 21   | 89 | 97 |   |    |   |   |     |     |
|  |  | 94-95   |     | •   |   | M/T                    | 15-1190      |     | 22 | 30 | 53   | 81 | 48 |   |    |   |   | 11  | 2   |
|  |  | 94-95   |     |   | •   | M/T                    | 16-1023      |     |    | 33 |      | 92 |    |   |    |   |   |     |     |
|  |  | 94-95   | L   |   |   |                        | 17-0127      |     | 22 | 33 |      | 81 | 92 |   | 78 |   |   | 515 | s10 |
|  |   | 94-95   | R   |   |   |                        | 17-0128      |     | 22 | 33 |      | 81 | 92 |   | 78 |   |   | 736 | s10 |
| 1.4 (40-44 kW) Eng. AEX/ AKV/ ANX/ APQ           |  | 7/95-99   |     | •   |   | M/T+A/T                | 13-0153      |     |    |    | 20   | 68 | 80 |   |    |   |   |     |     |
|  |  | 7/95-99   |     |   | •   | M/T+A/T                | 14-0021      |     |    |    | 21   | 89 | 97 |   |    |   |   |     |     |
|  |  | 7/95-99   |     | •   |   | M/T+A/T                | 15-1190      |     | 22 | 30 | 53   | 81 | 48 |   |    |   |   | 11  | 2   |
|  |  | 7/95-99   |     |   | •   | M/T+A/T                | 16-1023      |     |    | 33 |      | 92 |    |   |    |   |   |     |     |
|  |  | 95-99   | L   |   |   |                        | 17-0127      |     | 22 | 33 |      | 81 | 92 |   | 78 |   |   | 515 | s10 |
|  |   | 95-99   | R   |   |   |                        | 17-0128      |     | 22 | 33 |      | 81 | 92 |   | 78 |   |   | 736 | s10 |


























| <b>Polo III (6N1) '94-'99</b>  |    | L/R      |  |  | NOTE    | METELLI ref. | ABS | A  | B  | C    | D    | E   | F | H  | I | L | M   | Fig |
|--------------------------------|---|----------|---|---|---------|--------------|-----|----|----|------|------|-----|---|----|---|---|-----|-----|
| 1.4 16v (74 kW) Eng. AFH       |    | 96-99    |   | •   | M/T+A/T | 13-0153      |     |    |    | 20   | 68   | 80  |   |    |   |   |     |     |
|                                |    | 96-99    |   | •   | M/T+A/T | 14-0021      |     |    |    | 21   | 89   | 97  |   |    |   |   |     |     |
|                                |    | 96-99    |   | •   | M/T+A/T | 15-1190      |     | 22 | 30 | 53   | 81   | 48  |   |    |   |   | 11  | 2   |
|                                |    | 96-99    |   | •   | M/T+A/T | 16-1023      |     |    | 33 |      | 92   |     |   |    |   |   |     |     |
| 1.6 (55 kW) Eng. AEA/ AEE/ AHS |    | 10/94-99 |   | •   | M/T     | 13-0153      |     |    |    | 20   | 68   | 80  |   |    |   |   |     |     |
|                                |    | 10/94-99 |   | •   | M/T     | 14-0021      |     |    |    | 21   | 89   | 97  |   |    |   |   |     |     |
|                                |    | 10/94-99 |   | •   | M/T     | 15-1190      |     | 22 | 30 | 53   | 81   | 48  |   |    |   |   | 11  | 2   |
|                                |    | 10/94-99 |   | •   | M/T     | 16-1023      |     |    | 33 |      | 92   |     |   |    |   |   |     |     |
|                                |    | 8/94-    | L   |   |         | 17-0127      |     | 22 | 33 |      | 81   | 92  |   | 78 |   |   | 515 | s10 |
|                                |   | 8/94-    | R   |   |         | 17-0128      |     | 22 | 33 |      | 81   | 92  |   | 78 |   |   | 736 | s10 |
| 1.6 16v GTI (88 kW) Eng. AJV   |    | 98-      |   | •   |         | 13-0322      |     |    |    | 25   | 78   | 130 |   |    |   |   |     |     |
|                                |    | 98-      |   | •   |         | 15-1466      |     | 22 | 30 | 53,3 | 87,9 | 49  |   |    |   |   | 11  | 2   |
| 1.7 SDi (42 kW) Eng. AHG       |    | 97-99    |   | •   |         | 13-0153      |     |    |    | 20   | 68   | 80  |   |    |   |   |     |     |
|                                |    | 97-99    |   | •   |         | 15-1190      |     | 22 | 30 | 53   | 81   | 48  |   |    |   |   | 11  | 2   |
|                                |    | 97-99    | L   |   | -ABS    | 17-0127      |     | 22 | 33 |      | 81   | 92  |   | 78 |   |   | 515 | s10 |
|                                |   | 97-99    | R   |   | -ABS    | 17-0128      |     | 22 | 33 |      | 81   | 92  |   | 78 |   |   | 736 | s10 |
| 1.7 SDi (44 kW) Eng. AKU       |    | 97-99    |   | •   |         | 13-0153      |     |    |    | 20   | 68   | 80  |   |    |   |   |     |     |
|                                |    | 97-99    |   | •   |         | 15-1190      |     | 22 | 30 | 53   | 81   | 48  |   |    |   |   | 11  | 2   |
|                                |   | 97-99    | L   |   | -ABS    | 17-0127      |     | 22 | 33 |      | 81   | 92  |   | 78 |   |   | 515 | s10 |
|                                |   | 97-99    | R   |   | -ABS    | 17-0128      |     | 22 | 33 |      | 81   | 92  |   | 78 |   |   | 736 | s10 |
| 1.9 D (47 kW) Eng. AEF         |  | 10/94-99 |   | •   | M/T     | 13-0153      |     |    |    | 20   | 68   | 80  |   |    |   |   |     |     |
|                                |  | 10/94-99 |   | •   | M/T     | 14-0021      |     |    |    | 21   | 89   | 97  |   |    |   |   |     |     |
|                                |  | 10/94-99 |   | •   | M/T     | 15-1190      |     | 22 | 30 | 53   | 81   | 48  |   |    |   |   | 11  | 2   |
|                                |  | 10/94-99 |   | •   | M/T     | 16-1023      |     |    | 33 |      | 92   |     |   |    |   |   |     |     |
|                                |  | 8/94-99  | L   |   |         | 17-0127      |     | 22 | 33 |      | 81   | 92  |   | 78 |   |   | 515 | s10 |
|                                |   | 8/94-99  | R   |   |         | 17-0128      |     | 22 | 33 |      | 81   | 92  |   | 78 |   |   | 736 | s10 |
| 1.9 SDi (47 kW) Eng. AGD       |  | 96-99    |   | •   | M/T     | 13-0153      |     |    |    | 20   | 68   | 80  |   |    |   |   |     |     |
|                                |  | 96-99    |   | •   | M/T     | 14-0021      |     |    |    | 21   | 89   | 97  |   |    |   |   |     |     |
|                                |  | 96-99    |   | •   | M/T     | 15-1190      |     | 22 | 30 | 53   | 81   | 48  |   |    |   |   | 11  | 2   |
|                                |  | 96-99    |   | •   | M/T     | 16-1023      |     |    | 33 |      | 92   |     |   |    |   |   |     |     |
|                                |  | 96-99    | L   |   |         | 17-0127      |     | 22 | 33 |      | 81   | 92  |   | 78 |   |   | 515 | s10 |
|                                |   | 96-99    | R   |   |         | 17-0128      |     | 22 | 33 |      | 81   | 92  |   | 78 |   |   | 736 | s10 |




























| Polo III-IV (6KV2) Classic '95-'01      |    | L/R     |  |  | NOTE        | METELLI ref. | ABS      | A  | B  | C  | D  | E   | F  | H | I  | L | M   | Fig |   |
|---|---|---------|---|---|-------------|--------------|----------|----|----|----|----|-----|----|---|----|---|-----|-----|---|
| 1.4 (40-44 kW) Eng. AEX/ AKV/ ANX/ APQ  |    | 95-01   |   | •   | M/T         | 13-0005      |          |    |    | 20 | 68 | 80  |    |   |    |   |     |     |   |
|   |    | 95-01   |   |   | •           | M/T          | 14-0004  |    |    | 21 | 89 | 97  |    |   |    |   |     |     |   |
|   |    | 95-01   |   | •   | M/T         | 15-1021      |          | 22 | 30 | 53 | 81 | 48  |    |   |    |   | 11  | 2   |   |
|   |    | 95-01   |   |   | •           | M/T          | 16-1003  |    |    | 33 |    | 92  |    |   |    |   |     |     |   |
| 1.4 (44 kW) Eng. AKK/ AUD               |    | 95-01   |   | •   | M/T         | 13-0005      |          |    |    | 20 | 68 | 80  |    |   |    |   |     |     |   |
|   |    | 95-01   |   |   | •           | M/T          | 14-0004  |    |    | 21 | 89 | 97  |    |   |    |   |     |     |   |
|   |    | 95-01   |   | •   | M/T         | 15-1021      |          | 22 | 30 | 53 | 81 | 48  |    |   |    |   | 11  | 2   |   |
|   |    | 95-01   |   |   | •           | M/T          | 16-1003  |    |    | 33 |    | 92  |    |   |    |   |     |     |   |
| 1.4 (44 kW) Eng. ANW                    |    | 95-01   |   | •   | M/T         | 13-0005      |          |    |    | 20 | 68 | 80  |    |   |    |   |     |     |   |
|   |    | 95-01   |   |   | •           | M/T          | 14-0004  |    |    | 21 | 89 | 97  |    |   |    |   |     |     |   |
|   |    | 95-01   |   | •   | M/T         | 15-1021      |          | 22 | 30 | 53 | 81 | 48  |    |   |    |   | 11  | 2   |   |
|   |    | 95-01   |   |   | •           | M/T          | 16-1003  |    |    | 33 |    | 92  |    |   |    |   |     |     |   |
| 1.4 16v (55 kW) Eng. AHW/ AKQ/ APE/ AUA |    | 99-01   |   | •   | M/T         | 13-0005      |          |    |    | 20 | 68 | 80  |    |   |    |   |     |     |   |
|   |    | 99-01   |   | •   | M/T         | 15-1021      |          | 22 | 30 | 53 | 81 | 48  |    |   |    |   | 11  | 2   |   |
| 1.6 (53-55 kW) Eng. 1F                  |    | 95-01   |   | •   | M/T         | 13-0048      |          |    |    | 22 | 83 | 79  |    |   |    |   |     |     |   |
|   |    | 95-01   |   | •   | M/T         | 15-1009      |          | 22 | 30 | 53 | 90 | 49  |    |   |    |   | 11  | 2   |   |
|   |    | 95-01   | L   |   | •           | M/T          | 16-1010B |    |    | 33 |    | 100 |    |   |    |   |     |     |   |
|   |   | 95-01   | R   |   | •           | M/T          | 16-1010A |    |    | 33 |    | 100 |    |   |    |   |     |     |   |
| 1.6 (55 kW) Eng. AEE/ ALM               |    | 95-01   |   | •   | M/T         | 13-0048      |          |    |    | 22 | 83 | 79  |    |   |    |   |     |     |   |
|   |    | 95-01   |   | •   | M/T         | 15-1009      |          | 22 | 30 | 53 | 90 | 49  |    |   |    |   | 11  | 2   |   |
|   |   | 95-01   | L   |   | •           | M/T          | 16-1010B |    |    | 33 |    | 100 |    |   |    |   |     |     |   |
|   |   | 95-01   | R   |   | •           | M/T          | 16-1010A |    |    | 33 |    | 100 |    |   |    |   |     |     |   |
| 1.6 (74 kW) Eng. AEH/ AKL/ APF/ AUR     |  | 95-01   |   | •   | M/T         | 13-0005      |          |    |    | 20 | 68 | 80  |    |   |    |   |     |     |   |
|   |   | 95-01   |   | •   | M/T, France | 13-0048      |          |    |    | 22 | 83 | 79  |    |   |    |   |     |     |   |
|   |  | 95-01   |   |   | •           | M/T          | 14-0005  |    |    | 21 | 94 | 97  |    |   |    |   |     |     |   |
|   |  | 95-01   |   | •   | M/T         | 15-1021      |          | 22 | 30 | 53 | 81 | 48  |    |   |    |   |     | 11  | 2 |
|   |   | 95-01   |   | •   | M/T, France | 15-1009      |          | 22 | 30 | 53 | 90 | 49  |    |   |    |   |     | 11  | 2 |
|   |  | 95-01   |   |   | •           | M/T          | 16-1004  |    |    | 33 |    | 94  |    |   |    |   |     |     |   |
|   |   | 95-01   | L   |   | •           | M/T, France  | 16-1010B |    |    | 33 |    | 100 |    |   |    |   |     |     |   |
|   |   | 95-01   | R   |   | •           | M/T, France  | 16-1010A |    |    | 33 |    | 100 |    |   |    |   |     |     |   |
|   |  | 4/96-99 | L   |   |             | M/T          | 17-0002  |    | 22 | 33 |    | 81  | 94 |   | 78 |   | 540 | s10 |   |
|   |   | 4/96-99 | R   |   |             | M/T          | 17-0003  |    | 22 | 33 |    | 81  | 94 |   | 78 |   | 774 | s10 |   |

| <b>Polo III-IV (6KV2) Classic '95-'01</b> |   |    | L/R |    |    | NOTE        | METELLI ref. | ABS | A  | B  | C  | D   | E  | F  | H | I | L   | M   | Fig |
|---|---|---|-----|---|---|-------------|--------------|-----|----|----|----|-----|----|----|---|---|-----|-----|-----|
| 1.6 (74 kW) Eng. AFT                      |    | 95-99   |     | •   |   | M/T         | 13-0005      |     |    |    | 20 | 68  | 80 |    |   |   |     |     |     |
|   |   | 95-99   |     | •   |   | M/T, France | 13-0048      |     |    |    | 22 | 83  | 79 |    |   |   |     |     |     |
|   |    | 95-99   |     |   | •   | M/T         | 14-0005      |     |    |    | 21 | 94  | 97 |    |   |   |     |     |     |
|   |    | 95-99   |     | •   |   | M/T         | 15-1021      |     | 22 | 30 | 53 | 81  | 48 |    |   |   |     | 11  | 2   |
|   |   | 95-99   |     | •   |   | M/T, France | 15-1009      |     | 22 | 30 | 53 | 90  | 49 |    |   |   |     | 11  | 2   |
|   |    | 95-99   |     |   | •   | M/T         | 16-1004      |     |    | 33 |    | 94  |    |    |   |   |     |     |     |
|   |   | 95-99   | L   |   | •   | M/T, France | 16-1010B     |     |    | 33 |    | 100 |    |    |   |   |     |     |     |
|   |   | 95-99   | R   |   | •   | M/T, France | 16-1010A     |     |    | 33 |    | 100 |    |    |   |   |     |     |     |
| 4/96-99                                   |    | L   |     |   |   | M/T         | 17-0002      | 22  | 33 |    | 81 | 94  |    | 78 |   |   | 540 | s10 |     |
|   |   | R   |     |   |   | M/T         | 17-0003      | 22  | 33 |    | 81 | 94  |    | 78 |   |   | 774 | s10 |     |
| 1.7 SDi (42 kW) Eng. AKW                  |    | 97-01   |     | •   |   | M/T         | 13-0005      |     |    |    | 20 | 68  | 80 |    |   |   |     |     |     |
|   |    | 97-01   |     | •   |   | M/T         | 15-1021      |     | 22 | 30 | 53 | 81  | 48 |    |   |   |     | 11  | 2   |
| 1.8 (66 kW) Eng. ADD/ ADZ                 |    | 97-   |     | •   |   |             | 13-0048      |     |    |    | 22 | 83  | 79 |    |   |   |     |     |     |
|   |    | 97-   |     | •   |   |             | 15-1009      |     | 22 | 30 | 53 | 90  | 49 |    |   |   |     | 11  | 2   |
| 1.9 D (47-50 kW) Eng. 1Y/ AEY             |    | 95-01   |     | •   |   | M/T         | 13-0005      |     |    |    | 20 | 68  | 80 |    |   |   |     |     |     |
|   |    | 95-01   |     |   | •   | M/T         | 14-0005      |     |    |    | 21 | 94  | 97 |    |   |   |     |     |     |
|   |    | 95-01   |     | •   |   | M/T         | 15-1021      |     | 22 | 30 | 53 | 81  | 48 |    |   |   |     | 11  | 2   |
|   |   | 95-01   |     |   | •   | M/T         | 16-1004      |     |    | 33 |    | 94  |    |    |   |   |     |     |     |
| 1.9 SDi (50 kW) Eng. AGP/ AQM             |  | 99-01   |     | •   |   | M/T         | 13-0005      |     |    |    | 20 | 68  | 80 |    |   |   |     |     |     |
|   |  | 99-01   |     |   | •   | M/T         | 14-0005      |     |    |    | 21 | 94  | 97 |    |   |   |     |     |     |
|   |  | 99-01   |     | •   |   | M/T         | 15-1021      |     | 22 | 30 | 53 | 81  | 48 |    |   |   |     | 11  | 2   |
|   |  | 99-01   |     |   | •   | M/T         | 16-1004      |     |    | 33 |    | 94  |    |    |   |   |     |     |     |
| 1.9 TDi (66 kW) Eng. AGR/ AHU/ ALH/ ALE   |  | 96-01   |     | •   |   | M/T         | 13-0048      |     |    |    | 22 | 83  | 79 |    |   |   |     |     |     |
|   |  | 96-01   |     | •   |   | M/T         | 15-1009      |     | 22 | 30 | 53 | 90  | 49 |    |   |   |     | 11  | 2   |
|   |  | 96-01   | L   |   | •   | M/T         | 16-1010B     |     |    | 33 |    | 100 |    |    |   |   |     |     |     |
|   |   | 96-01   | R   |   | •   | M/T         | 16-1010A     |     |    | 33 |    | 100 |    |    |   |   |     |     |     |
| 1.9 TDi (81 kW) Eng. AFN/ ASV             |  | 98-01   |     | •   |   | M/T         | 13-0048      |     |    |    | 22 | 83  | 79 |    |   |   |     |     |     |
|   |  | 98-01   |     | •   |   | M/T         | 15-1009      |     | 22 | 30 | 53 | 90  | 49 |    |   |   |     | 11  | 2   |
| <b>Polo IV (6KV5) Variant '97-'01</b>     |   |  | L/R |  |  | NOTE        | METELLI ref. | ABS | A  | B  | C  | D   | E  | F  | H | I | L   | M   | Fig |
| 1.4 (40 kW) Eng. AKP                      |  | 99-   |     | •   |   |             | 13-0153      |     |    |    | 20 | 68  | 80 |    |   |   |     |     |     |
|   |  | 99-   |     | •   |   |             | 15-1190      |     | 22 | 30 | 53 | 81  | 48 |    |   |   |     | 11  | 2   |


































| Polo IV (6KV5) Variant '97-'01          |   |  | L/R |  |  | NOTE    | METELLI ref. | ABS | A  | B  | C  | D   | E  | F | H  | I | L   | M   | Fig |  |
|---|---|---|-----|---|--|---------|--------------|-----|----|----|----|-----|----|---|----|---|-----|-----|-----|--|
| 1.9 SDi (47 kW) Eng. AEY                |    | 99-01   |     | •   |  | M/T     | 13-0005      |     |    |    | 20 | 68  | 80 |   |    |   |     |     |     |  |
|   |    | 99-01   |     |   | •  | M/T     | 14-0005      |     |    |    | 21 | 94  | 97 |   |    |   |     |     |     |  |
|   |    | 99-01   |     | •   |  | M/T     | 15-1021      |     | 22 | 30 | 53 | 81  | 48 |   |    |   |     | 11  | 2   |  |
|   |    | 99-01   |     |   | •  | M/T     | 16-1004      |     |    | 33 |    | 94  |    |   |    |   |     |     |     |  |
| 1.9 SDi (47 kW) Eng. AGD/ ASX           |    | 99-01   |     | •   |  | M/T     | 13-0005      |     |    |    | 20 | 68  | 80 |   |    |   |     |     |     |  |
|   |    | 99-01   |     |   | •  | M/T     | 14-0005      |     |    |    | 21 | 94  | 97 |   |    |   |     |     |     |  |
|   |    | 99-01   |     | •   |  | M/T     | 15-1021      |     | 22 | 30 | 53 | 81  | 48 |   |    |   |     | 11  | 2   |  |
|   |    | 99-01   |     |   | •  | M/T     | 16-1004      |     |    | 33 |    | 94  |    |   |    |   |     |     |     |  |
| 1.9 SDi (50 kW) Eng. AGP/ AQM           |    | 99-01   |     | •   |  | M/T     | 13-0005      |     |    |    | 20 | 68  | 80 |   |    |   |     |     |     |  |
|   |    | 99-01   |     |   | •  | M/T     | 14-0005      |     |    |    | 21 | 94  | 97 |   |    |   |     |     |     |  |
|   |    | 99-01   |     | •   |  | M/T     | 15-1021      |     | 22 | 30 | 53 | 81  | 48 |   |    |   |     | 11  | 2   |  |
|   |    | 99-01   |     |   | •  | M/T     | 16-1004      |     |    | 33 |    | 94  |    |   |    |   |     |     |     |  |
| 1.9 TDi (66 kW) Eng. AGR/ AHU/ ALH/ ALE |    | 97-01   |     | •   |  | M/T     | 13-0048      |     |    |    | 22 | 83  | 79 |   |    |   |     |     |     |  |
|   |    | 97-01   |     | •   |  | M/T     | 15-1009      |     | 22 | 30 | 53 | 90  | 49 |   |    |   |     | 11  | 2   |  |
|   |    | 97-01   | L   |   | •  | M/T     | 16-1010B     |     |    | 33 |    | 100 |    |   |    |   |     |     |     |  |
|   |    | 97-01   | R   |   | •  | M/T     | 16-1010A     |     |    | 33 |    | 100 |    |   |    |   |     |     |     |  |
| 1.9 TDi (81 kW) Eng. AFN/ ASV           |   | 98-01   |     | •   |  | M/T     | 13-0048      |     |    |    | 22 | 83  | 79 |   |    |   |     |     |     |  |
|   |  | 98-01   |     | •   |  | M/T     | 15-1009      |     | 22 | 30 | 53 | 90  | 49 |   |    |   |     | 11  | 2   |  |
| Polo IV (6N2) '99-'01                   |   |  | L/R |  |  | NOTE    | METELLI ref. | ABS | A  | B  | C  | D   | E  | F | H  | I | L   | M   | Fig |  |
| 1.0 (37 kW) Eng. ALD/ ALL/ ANV/ AUC     |  | 99-01   |     | •   |  |         | 13-0153      |     |    |    | 20 | 68  | 80 |   |    |   |     |     |     |  |
|   |  | 99-01   |     | •   |  |         | 15-1190      |     | 22 | 30 | 53 | 81  | 48 |   |    |   |     | 11  | 2   |  |
|   |  | 99-01   | L   |   |  |         | 17-0171      |     | 22 | 33 |    | 81  | 94 |   | 78 |   | 525 | s10 |     |  |
|   |  | 99-01   | R   |   |  |         | 17-0172      |     | 22 | 33 |    | 81  | 94 |   | 78 |   | 750 | s10 |     |  |
| 1.4 (40 kW) Eng. AKP                    |  | 10/99-9/01  |     | •   |  |         | 13-0153      |     |    |    | 20 | 68  | 80 |   |    |   |     |     |     |  |
|   |  | 10/99-9/01  |     | •   |  |         | 15-1190      |     | 22 | 30 | 53 | 81  | 48 |   |    |   |     | 11  | 2   |  |
|   |  | 99-01   | L   |   |  | M/T     | 17-0171      |     | 22 | 33 |    | 81  | 94 |   | 78 |   | 525 | s10 |     |  |
|   |  | 99-01   | L   |   |  | A/T     | 17-0127      |     | 22 | 33 |    | 81  | 92 |   | 78 |   | 515 | s10 |     |  |
|   |  | 99-01   | R   |   |  | M/T+A/T | 17-0172      |     | 22 | 33 |    | 81  | 94 |   | 78 |   | 750 | s10 |     |  |

| Polo IV (6N2) '99-'01                   |    | L/R        |  |  | NOTE | METELLI ref.                 | ABS     | A  | B  | C    | D    | E   | F  | H | I  | L | M   | Fig |  |
|---|---|------------|---|---|------|------------------------------|---------|----|----|------|------|-----|----|---|----|---|-----|-----|--|
| 1.4 (44 kW) Eng. AEX/ AKV/ ANX/ APQ     |    | 10/99-9/01 |   | •   |      | 13-0153                      |         |    |    | 20   | 68   | 80  |    |   |    |   |     |     |  |
|   |    | 10/99-9/01 |   | •   |      | 15-1190                      |         | 22 | 30 | 53   | 81   | 48  |    |   |    |   | 11  | 2   |  |
|   |    | 99-01      | L   |   |      | M/T                          | 17-0171 |    | 22 | 33   |      | 81  | 94 |   | 78 |   | 525 | s10 |  |
|   |   | 99-01      | L   |   |      | A/T                          | 17-0127 |    | 22 | 33   |      | 81  | 92 |   | 78 |   | 515 | s10 |  |
|   |   | 99-01      | R   |   |      | M/T+A/T                      | 17-0172 |    | 22 | 33   |      | 81  | 94 |   | 78 |   | 750 | s10 |  |
| 1.4 (44 kW) Eng. AKK/ AUD               |    | 10/99-9/01 |   | •   |      | 13-0153                      |         |    |    | 20   | 68   | 80  |    |   |    |   |     |     |  |
|   |    | 10/99-9/01 |   | •   |      | 15-1190                      |         | 22 | 30 | 53   | 81   | 48  |    |   |    |   | 11  | 2   |  |
|   |    | 99-01      | L   |   |      | M/T                          | 17-0171 |    | 22 | 33   |      | 81  | 94 |   | 78 |   | 525 | s10 |  |
|   |   | 99-01      | L   |   |      | A/T                          | 17-0127 |    | 22 | 33   |      | 81  | 92 |   | 78 |   | 515 | s10 |  |
|   |   | 99-01      | R   |   |      | M/T+A/T                      | 17-0172 |    | 22 | 33   |      | 81  | 94 |   | 78 |   | 750 | s10 |  |
| 1.4 (44 kW) Eng. ANW                    |    | 10/99-9/01 |   | •   |      | 13-0153                      |         |    |    | 20   | 68   | 80  |    |   |    |   |     |     |  |
|   |    | 10/99-9/01 |   | •   |      | 15-1190                      |         | 22 | 30 | 53   | 81   | 48  |    |   |    |   | 11  | 2   |  |
|   |    | 99-01      | L   |   |      | M/T                          | 17-0171 |    | 22 | 33   |      | 81  | 94 |   | 78 |   | 525 | s10 |  |
|   |   | 99-01      | L   |   |      | A/T                          | 17-0127 |    | 22 | 33   |      | 81  | 92 |   | 78 |   | 515 | s10 |  |
|   |   | 99-01      | R   |   |      | M/T+A/T                      | 17-0172 |    | 22 | 33   |      | 81  | 94 |   | 78 |   | 750 | s10 |  |
| 1.4 16v (55 kW) Eng. AHW/ AKQ/ APE/ AUA |    | 10/99-9/01 |   | •   |      | 13-0153                      |         |    |    | 20   | 68   | 80  |    |   |    |   |     |     |  |
|   |    | 10/99-9/01 |   | •   |      | 15-1190                      |         | 22 | 30 | 53   | 81   | 48  |    |   |    |   | 11  | 2   |  |
|   |    | 99-01      | L   |   |      | M/T                          | 17-0171 |    | 22 | 33   |      | 81  | 94 |   | 78 |   | 525 | s10 |  |
|   |   | 99-01      | L   |   |      | A/T                          | 17-0127 |    | 22 | 33   |      | 81  | 92 |   | 78 |   | 515 | s10 |  |
|   |   | 99-01      | R   |   |      | M/T+A/T                      | 17-0172 |    | 22 | 33   |      | 81  | 94 |   | 78 |   | 750 | s10 |  |
| 1.4 16v (74 kW) Eng. AFK/ AUB           |   | 10/99-9/01 |   | •   |      | 13-0153                      |         |    |    | 20   | 68   | 80  |    |   |    |   |     |     |  |
|   |  | 10/99-9/01 |   | •   |      | 15-1190                      |         | 22 | 30 | 53   | 81   | 48  |    |   |    |   | 11  | 2   |  |
|   |  | 99-01      | L   |   |      |                              | 17-0171 |    | 22 | 33   |      | 81  | 94 |   | 78 |   | 525 | s10 |  |
|   |   | 99-01      | R   |   |      |                              | 17-0172 |    | 22 | 33   |      | 81  | 94 |   | 78 |   | 750 | s10 |  |
| 1.4 TDi (55 kW) Eng. AMF                |  | 1/99-01    |   | •   |      | 13-0322                      |         |    |    | 25   | 78   | 130 |    |   |    |   |     |     |  |
|   |  | 99-01      |   |   | •    | 14-0021                      |         |    |    | 21   | 89   | 97  |    |   |    |   |     |     |  |
|   |  | 1/99-01    |   | •   |      | 15-1466                      |         | 22 | 30 | 53,3 | 87,9 | 49  |    |   |    |   | 11  | 2   |  |
|   |  | 99-01      |   |   | •    | 16-1023                      |         |    | 33 |      | 92   |     |    |   |    |   |     |     |  |
|   |  | 10/99-01   | L   |   |      | Ch -6X10060000 / 6X10060001- | 17-0472 |    | 22 |      |      | 88  |    |   | 79 |   | 527 | s1  |  |
|   |   | 10/99-01   | R   |   |      |                              | 17-0474 |    | 22 |      |      | 88  | 95 |   | 79 |   | 712 | s1  |  |
| 1.6 16v GTI (92 kW) Eng. ARC/ AVY       |  | 10/99-01   |   | •   |      | 13-0322                      |         |    |    | 25   | 78   | 130 |    |   |    |   |     |     |  |
|   |  | 10/99-01   |   | •   |      | 15-1466                      |         | 22 | 30 | 53,3 | 87,9 | 49  |    |   |    |   | 11  | 2   |  |































| <b>Polo IV (6N2) '99-'01</b>       |   |  | L/R |  |  | NOTE | METELLI ref.   | ABS            | A  | B  | C  | D  | E   | F  | H | I  | L | M | Fig |     |  |
|------------------------------------|---|---|-----|---|--|------|----------------|----------------|----|----|----|----|-----|----|---|----|---|---|-----|-----|--|
| 1.7 SDi (44 kW) Eng. AKU/ AKW      |    | 10/99-9/01  |     | •   |  |      | <b>13-0153</b> |                |    |    | 20 | 68 | 80  |    |   |    |   |   |     |     |  |
|                                    |    | 10/99-9/01  |     | •   |  |      | <b>15-1190</b> |                | 22 | 30 | 53 | 81 | 48  |    |   |    |   |   | 11  | 2   |  |
|                                    |    | 99-01   | L   |   |  |      |                | <b>17-0171</b> |    | 22 | 33 |    | 81  | 94 |   | 78 |   |   | 525 | s10 |  |
|                                    |   | 99-01   | R   |   |  |      |                | <b>17-0172</b> |    | 22 | 33 |    | 81  | 94 |   | 78 |   |   | 750 | s10 |  |
| 1.9 D (47 kW) Eng. AEF             |    | 10/99-9/01  |     | •   |  |      | <b>13-0153</b> |                |    |    | 20 | 68 | 80  |    |   |    |   |   |     |     |  |
|                                    |    | 10/99-9/01  |     | •   |  |      | <b>15-1190</b> |                | 22 | 30 | 53 | 81 | 48  |    |   |    |   |   | 11  | 2   |  |
|                                    |    | 99-01   | L   |   |  |      |                | <b>17-0171</b> |    | 22 | 33 |    | 81  | 94 |   | 78 |   |   | 525 | s10 |  |
|                                    |   | 99-01   | R   |   |  |      |                | <b>17-0172</b> |    | 22 | 33 |    | 81  | 94 |   | 78 |   |   | 750 | s10 |  |
| 1.9 SDi (47 kW) Eng. AEY/ AGD/ ASX |    | 10/99-9/01  |     | •   |  |      | <b>13-0153</b> |                |    |    | 20 | 68 | 80  |    |   |    |   |   |     |     |  |
|                                    |    | 10/99-9/01  |     | •   |  |      | <b>15-1190</b> |                | 22 | 30 | 53 | 81 | 48  |    |   |    |   |   | 11  | 2   |  |
|                                    |    | 99-01   | L   |   |  |      |                | <b>17-0171</b> |    | 22 | 33 |    | 81  | 94 |   | 78 |   |   | 525 | s10 |  |
|                                    |   | 99-01   | R   |   |  |      |                | <b>17-0172</b> |    | 22 | 33 |    | 81  | 94 |   | 78 |   |   | 750 | s10 |  |
| <b>Polo V (9N) '01-'09</b>         |   |  | L/R |  |  | NOTE | METELLI ref.   | ABS            | A  | B  | C  | D  | E   | F  | H | I  | L | M | Fig |     |  |
| 1.2 (40 kW) Eng. AWY/ BHD/ BMD     |    | 2/02-   |     | •   | +SE  |      | <b>13-0272</b> |                |    |    | 25 | 78 | 130 |    |   |    |   |   |     |     |  |
|                                    |    | 2/02-   |     | •   | +SE  |      | <b>15-1413</b> |                | 36 | 30 | 52 | 85 | 43  |    |   |    |   |   | 11  | 2   |  |
|                                    |    | 02-   | L   |   |  |      |                | <b>17-0611</b> |    | 36 | 33 |    | 85  | 94 |   | 59 |   |   | 501 | s10 |  |
|                                    |   | 02-   | R   |   |  |      |                | <b>17-0612</b> |    | 36 | 33 |    | 85  | 94 |   | 59 |   |   | 750 | s10 |  |
| 1.2 (44 kW) Eng. BBM               |    | 07-   |     | •   | +SE  |      | <b>13-0272</b> |                |    |    | 25 | 78 | 130 |    |   |    |   |   |     |     |  |
|                                    |    | 07-   |     | •   | +SE  |      | <b>15-1413</b> |                | 36 | 30 | 52 | 85 | 43  |    |   |    |   |   | 11  | 2   |  |
|                                    |   | 07-   | L   |   |  |      |                | <b>17-0611</b> |    | 36 | 33 |    | 85  | 94 |   | 59 |   |   | 501 | s10 |  |
|                                    |   | 07-   | R   |   |  |      |                | <b>17-0612</b> |    | 36 | 33 |    | 85  | 94 |   | 59 |   |   | 750 | s10 |  |
| 1.2 12v (47 kW) Eng. AZQ/ BME      |  | 01-   |     | •   | +SE  |      | <b>13-0272</b> |                |    |    | 25 | 78 | 130 |    |   |    |   |   |     |     |  |
|                                    |  | 01-   |     | •   | +SE  |      | <b>15-1413</b> |                | 36 | 30 | 52 | 85 | 43  |    |   |    |   |   | 11  | 2   |  |
|                                    |  | 01-   | L   |   |  |      |                | <b>17-0611</b> |    | 36 | 33 |    | 85  | 94 |   | 59 |   |   | 501 | s10 |  |
|                                    |   | 01-   | R   |   |  |      |                | <b>17-0612</b> |    | 36 | 33 |    | 85  | 94 |   | 59 |   |   | 750 | s10 |  |
| 1.2 12v (51 kW) Eng. BZG           |  | 07-   |     | •   | +SE  |      | <b>13-0272</b> |                |    |    | 25 | 78 | 130 |    |   |    |   |   |     |     |  |
|                                    |  | 07-   |     | •   | +SE  |      | <b>15-1413</b> |                | 36 | 30 | 52 | 85 | 43  |    |   |    |   |   | 11  | 2   |  |
|                                    |  | 07-   | L   |   |  |      |                | <b>17-0611</b> |    | 36 | 33 |    | 85  | 94 |   | 59 |   |   | 501 | s10 |  |
|                                    |   | 07-   | R   |   |  |      |                | <b>17-0612</b> |    | 36 | 33 |    | 85  | 94 |   | 59 |   |   | 750 | s10 |  |




































| <b>Polo V (9N) '01-'09</b>    |   |  | L/R |  |  | NOTE                                    | METELLI ref.    | ABS            | A  | B  | C  | D     | E    | F  | H | I  | L | M   | Fig |   |
|-------------------------------|---|---|-----|---|---|---|-----------------|----------------|----|----|----|-------|------|----|---|----|---|-----|-----|---|
| 1.9 SDi (47 kW) Eng. ASY      |    | 01-   |     | •   |   | +SE                                     | <b>13-0272</b>  |                |    |    | 25 | 78    | 130  |    |   |    |   |     |     |   |
|                               |    | 01-   |     | •   |   | +SE                                     | <b>15-1413</b>  |                | 36 | 30 | 52 | 85    | 43   |    |   |    |   | 11  | 2   |   |
|                               |    | 01-   | L   |   |   |   |                 | <b>17-0611</b> |    | 36 | 33 |       | 85   | 94 |   | 59 |   | 501 | s10 |   |
|                               |   | 01-   | R   |   |   |   |                 | <b>17-0612</b> |    | 36 | 33 |       | 85   | 94 |   | 59 |   | 750 | s10 |   |
| 1.9 TDi (74 kW) Eng. ATD/ AXR |    | 01-   |     | •   |   | +SE                                     | <b>13-0283</b>  |                |    |    | 26 | 87    | 117  |    |   |    |   |     |     |   |
|                               |    | 01-   |     | •   |   | +SE                                     | <b>15-1414</b>  |                | 36 | 30 | 52 | 90    | 43,5 |    |   |    |   | 11  | 2   |   |
|                               |    | 01-   | L   |   |   |   |                 | <b>17-0613</b> |    | 36 |    |       | 90   |    |   | 59 |   | 471 | s1  |   |
|                               |   | 01-   | R   |   |   |   |                 | <b>17-0614</b> |    | 36 |    |       | 90   |    |   | 59 |   | 757 | s10 |   |
| 1.9 TDi (96 kW) Eng. ASZ/ BLT |    | 03-   |     | •   |   | +SE                                     | <b>13-0284</b>  |                |    |    | 26 | 86    | 138  |    |   |    |   |     |     |   |
|                               |   | 03-   |     | •   |   | A/T, 4Sp, +SE                           | <b>13-0283</b>  |                |    |    | 26 | 87    | 117  |    |   |    |   |     |     |   |
|                               |    | 03-   |     | •   |   | +SE                                     | <b>15-1415</b>  |                | 36 | 27 | 52 | 97,95 | 39,5 |    |   |    |   |     | 11  | 2 |
|                               |   | 03-   |     | •   |   | A/T, 4Sp, +SE                           | <b>15-1414</b>  |                | 36 | 30 | 52 | 90    | 43,5 |    |   |    |   |     | 11  | 2 |
| <b>Polo VI (6R) '09-</b>      |   |  | L/R |  |  | NOTE                                    | METELLI ref.    | ABS            | A  | B  | C  | D     | E    | F  | H | I  | L | M   | Fig |   |
| 1.2 TDi (55 kW) Eng. CFWA     |    | 09-   |     | •   |   |   | <b>13-0283</b>  |                |    |    | 26 | 87    | 117  |    |   |    |   |     |     |   |
|                               |    | 09-   |     | •   |   |   | <b>15-1414</b>  |                | 36 | 30 | 52 | 90    | 43,5 |    |   |    |   | 11  | 2   |   |
|                               |    | 09-   |     |   | •   | M/T, Exc. Doppia Frizione/Double Clutch | <b>16-1010C</b> |                |    | 33 |    | 100   |      |    |   |    |   |     |     |   |
| 1.2 TSi (66 kW) Eng. CBZC     |    | 11-   |     | •   |   |   | <b>13-0283</b>  |                |    |    | 26 | 87    | 117  |    |   |    |   |     |     |   |
|                               |    | 11-   |     | •   |   |   | <b>15-1414</b>  |                | 36 | 30 | 52 | 90    | 43,5 |    |   |    |   | 11  | 2   |   |
| 1.2 TSi (77 kW) Eng. CBZB     |   | 09-   |     | •   |   |   | <b>13-0283</b>  |                |    |    | 26 | 87    | 117  |    |   |    |   |     |     |   |
|                               |  | 09-   |     | •   |   |   | <b>15-1414</b>  |                | 36 | 30 | 52 | 90    | 43,5 |    |   |    |   | 11  | 2   |   |
|                               |  | 10-   |     |   | •   | M/T, Exc. Doppia Frizione/Double Clutch | <b>16-1010C</b> |                |    | 33 |    | 100   |      |    |   |    |   |     |     |   |
| 1.4 (63 kW) Eng. CGGB         |  | 09-   |     | •   |   | 7Sp, Doppia Frizione/ Double Clutch     | <b>13-0283</b>  |                |    |    | 26 | 87    | 117  |    |   |    |   |     |     |   |
|                               |  | 09-   |     | •   |   | 7Sp, Doppia Frizione/ Double Clutch     | <b>15-1414</b>  |                | 36 | 30 | 52 | 90    | 43,5 |    |   |    |   | 11  | 2   |   |
|                               |  | 09-   |     |   | •   | M/T, Exc. Doppia Frizione/Double Clutch | <b>16-1010C</b> |                |    | 33 |    | 100   |      |    |   |    |   |     |     |   |
| 1.6 TDi (55 kW) Eng. CAYA     |  | 09-   |     | •   |   | M/T, 5Sp                                | <b>13-0283</b>  |                |    |    | 26 | 87    | 117  |    |   |    |   |     |     |   |
|                               |  | 09-   |     | •   |   | M/T, 5Sp                                | <b>15-1414</b>  |                | 36 | 30 | 52 | 90    | 43,5 |    |   |    |   | 11  | 2   |   |
|                               |  | 09-   |     |   | •   | M/T, Exc. Doppia Frizione/Double Clutch | <b>16-1010C</b> |                |    | 33 |    | 100   |      |    |   |    |   |     |     |   |
| 1.6 TDi (66 kW) Eng. CAYB     |  | 09-   |     | •   |   | M/T, 5Sp                                | <b>13-0283</b>  |                |    |    | 26 | 87    | 117  |    |   |    |   |     |     |   |
|                               |  | 09-   |     | •   |   | M/T, 5Sp                                | <b>15-1414</b>  |                | 36 | 30 | 52 | 90    | 43,5 |    |   |    |   | 11  | 2   |   |
|                               |  | 09-   |     |   | •   | M/T, Exc. Doppia Frizione/Double Clutch | <b>16-1010C</b> |                |    | 33 |    | 100   |      |    |   |    |   |     |     |   |




















































| <b>Santana II (32B) '81-'84</b> |   |  | L/R |  |  | NOTE                                    | METELLI ref.   | ABS | A  | B  | C    | D  | E  | F | H | I | L | M  | Fig |
|---------------------------------|---|---|-----|---|---|---|----------------|-----|----|----|------|----|----|---|---|---|---|----|-----|
| 1.6 D (40 kW) Eng. CR/ JK       |    | 8/81-84   |     | ●   |   | M/T+A/T, Ch 32C000001-, 4 Cyl.          | <b>13-0035</b> |     |    |    | 20   | 68 | 80 |   |   |   |   |    |     |
|                                 |    | 8/81-84   |     | ●   |   | M/T+A/T, Ch 32C000001-, 4 Cyl.          | <b>14-0005</b> |     |    |    | 21   | 94 | 97 |   |   |   |   |    |     |
|                                 |    | 8/81-84   |     | ●   |   | M/T+A/T, Ch 32C000001-, 4 Cyl.          | <b>15-1096</b> |     | 22 | 30 | 51   | 81 | 48 |   |   |   |   | 11 | 2   |
|                                 |    | 8/81-84   |     | ●   |   | M/T+A/T, Ch 32C000001-, 4 Cyl.          | <b>16-1004</b> |     |    | 33 |      | 94 |    |   |   |   |   |    |     |
| 1.8 (66 kW) Eng. DS             |    | 83-84   |     | ●   |   | M/T+A/T, Ch 32C000001-, 4 Cyl.          | <b>13-0035</b> |     |    |    | 20   | 68 | 80 |   |   |   |   |    |     |
|                                 |    | 83-84   |     | ●   |   | M/T+A/T, Ch 32C000001-, 4 Cyl.          | <b>14-0005</b> |     |    |    | 21   | 94 | 97 |   |   |   |   |    |     |
|                                 |    | 83-84   |     | ●   |   | M/T+A/T, Ch 32C000001-, 4 Cyl.          | <b>15-1096</b> |     | 22 | 30 | 51   | 81 | 48 |   |   |   |   | 11 | 2   |
|                                 |    | 83-84   |     | ●   |   | M/T+A/T, Ch 32C000001-, 4 Cyl.          | <b>16-1004</b> |     |    | 33 |      | 94 |    |   |   |   |   |    |     |
| 1.9 (85 kW) Eng. WN             |    | 12/82-83  |     | ●   |   | M/T+A/T, Ch 32D092501-, 5 Cyl.          | <b>13-0048</b> |     |    |    | 22   | 83 | 79 |   |   |   |   |    |     |
|                                 |   | 8/81-12/82  |     | ●   |   | M/T+A/T, Ch 32B000001-32D092500, 5 Cyl. | <b>13-0035</b> |     |    |    | 20   | 68 | 80 |   |   |   |   |    |     |
|                                 |    | 8/81-83   |     | ●   |   | M/T+A/T, Ch 32B000001-32D092500, 5 Cyl. | <b>14-0005</b> |     |    |    | 21   | 94 | 97 |   |   |   |   |    |     |
|                                 |    | 12/82-83  |     | ●   |   | M/T+A/T, Ch 32D092501-, 5 Cyl.          | <b>15-1050</b> |     | 22 | 30 | 51   | 90 | 49 |   |   |   |   | 11 | 2   |
|                                 |   | 8/81-12/82  |     | ●   |   | M/T+A/T, Ch 32B000001-32D092500, 5 Cyl. | <b>15-1096</b> |     | 22 | 30 | 51   | 81 | 48 |   |   |   |   | 11 | 2   |
|                                 |    | 8/81-83   |     | ●   |   | M/T+A/T, Ch 32B000001-32D092500, 5 Cyl. | <b>16-1004</b> |     |    | 33 |      | 94 |    |   |   |   |   |    |     |
| 2.0, Syncro (85 kW) Eng. HP/ JS |    | 83-84   |     | ●   |   | M/T+A/T, Ch 32D092501-, 5 Cyl.          | <b>13-0048</b> |     |    |    | 22   | 83 | 79 |   |   |   |   |    |     |
|                                 |    | 83-84   |     | ●   |   | M/T+A/T, Ch 32B000001-32D092500, 5 Cyl. | <b>14-0005</b> |     |    |    | 21   | 94 | 97 |   |   |   |   |    |     |
|                                 |    | 83-84   |     | ●   |   | M/T+A/T, Ch 32D092501-, 5 Cyl.          | <b>15-1050</b> |     | 22 | 30 | 51   | 90 | 49 |   |   |   |   | 11 | 2   |
|                                 |    | 83-84   |     | ●   |   | M/T+A/T, Ch 32B000001-32D092500, 5 Cyl. | <b>16-1004</b> |     |    | 33 |      | 94 |    |   |   |   |   |    |     |
| <b>Scirocco I (53) '74-'80</b>  |   |  | L/R |  |  | NOTE                                    | METELLI ref.   | ABS | A  | B  | C    | D  | E  | F | H | I | L | M  | Fig |
| 1.1 (37 kW) Eng. FA/ GG         |   | 74-79   |     | ●   |   | Ch 5342000001-53A0051000                | <b>13-0004</b> |     |    |    | 20   | 68 | 80 |   |   |   |   |    |     |
|                                 |  | 74-79   |     | ●   |   | Ch 5342000001-53A0051000                | <b>14-0004</b> |     |    |    | 21   | 89 | 97 |   |   |   |   |    |     |
|                                 |  | 74-79   |     | ●   |   | Ch 5342000001-53A0051000                | <b>15-1004</b> |     | 22 | 30 | 50,3 | 81 | 48 |   |   |   |   | 11 | 3   |
|                                 |  | 74-79   |     | ●   |   | Ch 5342000001-53A0051000                | <b>16-1003</b> |     |    | 33 |      | 92 |    |   |   |   |   |    |     |
| 1.3 (44 kW) Eng. GF             |  | 79-80   |     | ●   |   | Ch 5342000001-53A0051000                | <b>13-0004</b> |     |    |    | 20   | 68 | 80 |   |   |   |   |    |     |
|                                 |  | 79-80   |     | ●   |   | Ch 5342000001-53A0051000                | <b>14-0004</b> |     |    |    | 21   | 89 | 97 |   |   |   |   |    |     |
|                                 |  | 79-80   |     | ●   |   | Ch 5342000001-53A0051000                | <b>15-1004</b> |     | 22 | 30 | 50,3 | 81 | 48 |   |   |   |   | 11 | 3   |
|                                 |  | 79-80   |     | ●   |   | Ch 5342000001-53A0051000                | <b>16-1003</b> |     |    | 33 |      | 92 |    |   |   |   |   |    |     |


























| <b>Scirocco I (53) '74-'80</b>   |   |  | L/R |  |  | NOTE                              | METELLI ref.   | ABS | A  | B  | C    | D  | E  | F | H  | I | L | M   | Fig |   |
|----------------------------------|---|---|-----|---|---|-----------------------------------|----------------|-----|----|----|------|----|----|---|----|---|---|-----|-----|---|
| 1.6 (81 kW) Eng. EG              |    | 76-80   |     | •   |   | M/T+A/T, Ch 5342000001-53A0051000 | <b>13-0004</b> |     |    |    | 20   | 68 | 80 |   |    |   |   |     |     |   |
|                                  |    | 76-80   |     | •   |   | M/T+A/T, Ch 5342000001-53A0051000 | <b>14-0005</b> |     |    |    | 21   | 94 | 97 |   |    |   |   |     |     |   |
|                                  |    | 76-80   |     | •   |   | M/T+A/T, Ch 5342000001-53A0051000 | <b>15-1004</b> |     | 22 | 30 | 50,3 | 81 | 48 |   |    |   |   | 11  | 3   |   |
|                                  |    | 76-80   |     | •   |   | M/T+A/T, Ch 5342000001-53A0051000 | <b>16-1004</b> |     |    | 33 |      | 94 |    |   |    |   |   |     |     |   |
|                                  |    | 76-80   | L   |   |   | Ch 5342000001-53A0051000          | <b>17-0052</b> |     | 22 | 33 |      | 81 | 94 |   | 78 |   |   | 540 | s10 |   |
| <b>Scirocco II (53B) '80-'92</b> |   |  | L/R |  |  | NOTE                              | METELLI ref.   | ABS | A  | B  | C    | D  | E  | F | H  | I | L | M   | Fig |   |
| 1.1 (37 kW) Eng. FA              |    | 2/80-7/83   |     | •   |   | Ch 53A0051001-53D900000           | <b>13-0005</b> |     |    |    | 20   | 68 | 80 |   |    |   |   |     |     |   |
|                                  |    | 2/80-7/83   |     | •   |   | Ch 53A0051001-53D900000           | <b>14-0004</b> |     |    |    | 21   | 89 | 97 |   |    |   |   |     |     |   |
|                                  |    | 2/80-7/83   |     | •   |   | Ch 53A0051001-53D900000           | <b>15-1005</b> |     | 22 | 30 | 50,3 | 81 | 48 |   |    |   |   | 11  | 2   |   |
|                                  |    | 2/80-7/83   |     | •   |   | Ch 53A0051001-53D900000           | <b>16-1003</b> |     |    | 33 |      | 92 |    |   |    |   |   |     |     |   |
| 1.1 (37 kW) Eng. FJ              |    | 2/80-7/83   |     | •   |   | Ch 53A0051001-53D900000           | <b>13-0005</b> |     |    |    | 20   | 68 | 80 |   |    |   |   |     |     |   |
|                                  |    | 2/80-7/83   |     | •   |   | Ch 53A0051001-53D900000           | <b>14-0004</b> |     |    |    | 21   | 89 | 97 |   |    |   |   |     |     |   |
|                                  |    | 2/80-7/83   |     | •   |   | Ch 53A0051001-53D900000           | <b>15-1005</b> |     | 22 | 30 | 50,3 | 81 | 48 |   |    |   |   | 11  | 2   |   |
|                                  |    | 2/80-7/83   |     | •   |   | Ch 53A0051001-53D900000           | <b>16-1003</b> |     |    | 33 |      | 92 |    |   |    |   |   |     |     |   |
| 1.3 (44 kW) Eng. GF              |    | 2/80-   |     | •   |   |                                   | <b>13-0005</b> |     |    |    | 20   | 68 | 80 |   |    |   |   |     |     |   |
|                                  |    | 80-83   |     | •   |   | Ch 53A0051001-53E060000           | <b>14-0004</b> |     |    |    | 21   | 89 | 97 |   |    |   |   |     |     |   |
|                                  |    | 10/83-  |     | •   |   | Ch 53E012218-53E060000            | <b>15-1021</b> |     | 22 | 30 | 53   | 81 | 48 |   |    |   |   |     | 11  | 2 |
|                                  |   | 2/80-10/83  |     | •   |   | Ch 53A0051001-53E012217           | <b>15-1005</b> |     | 22 | 30 | 50,3 | 81 | 48 |   |    |   |   |     | 11  | 2 |
|                                  |    | 80-83   |     | •   |   | Ch 53A0051001-53E060000           | <b>16-1003</b> |     |    | 33 |      | 92 |    |   |    |   |   |     |     |   |
| 1.6 (53 kW) Eng. RE              |   | 86-90   |     | •   |   | M/T+A/T, Ch 53E012218-53N010000   | <b>13-0005</b> |     |    |    | 20   | 68 | 80 |   |    |   |   |     |     |   |
|                                  |  | 86-90   |     | •   |   | M/T+A/T                           | <b>14-0005</b> |     |    |    | 21   | 94 | 97 |   |    |   |   |     |     |   |
|                                  |  | 86-90   |     | •   |   | M/T+A/T, Ch 53E012218-53N010000   | <b>15-1021</b> |     | 22 | 30 | 53   | 81 | 48 |   |    |   |   | 11  | 2   |   |
|                                  |  | 86-90   |     | •   |   | M/T+A/T                           | <b>16-1004</b> |     |    | 33 |      | 94 |    |   |    |   |   |     |     |   |
| 1.6 (55 kW) Eng. EW              |  | 83-89   |     | •   |   | M/T+A/T, Ch 53E012218-53N010000   | <b>13-0005</b> |     |    |    | 20   | 68 | 80 |   |    |   |   |     |     |   |
|                                  |  | 83-89   |     | •   |   | M/T+A/T                           | <b>14-0005</b> |     |    |    | 21   | 94 | 97 |   |    |   |   |     |     |   |
|                                  |  | 83-89   |     | •   |   | M/T+A/T, Ch 53E012218-53N010000   | <b>15-1021</b> |     | 22 | 30 | 53   | 81 | 48 |   |    |   |   | 11  | 2   |   |
|                                  |  | 83-89   |     | •   |   | M/T+A/T                           | <b>16-1004</b> |     |    | 33 |      | 94 |    |   |    |   |   |     |     |   |






























# VOLKSWAGEN


































| Scirocco II (53B) '80-'92 |    | L/R        |  |  | NOTE                            | METELLI ref.                    | ABS             | A  | B  | C    | D   | E  | F   | H  | I  | L | M   | Fig |   |
|---------------------------|---|------------|---|---|---------------------------------|---------------------------------|-----------------|----|----|------|-----|----|-----|----|----|---|-----|-----|---|
| 1.6 (63 kW) Eng. FR       |    | 80-84      |   | •   | M/T+A/T, Ch 53E000001-53E012217 | <b>13-0005</b>                  |                 |    |    | 20   | 68  | 80 |     |    |    |   |     |     |   |
|                           |    | 80-84      |   | •   | M/T+A/T                         | <b>14-0005</b>                  |                 |    |    | 21   | 94  | 97 |     |    |    |   |     |     |   |
|                           |    | 80-84      |   | •   | M/T+A/T, Ch 53E000001-53E012217 | <b>15-1005</b>                  |                 | 22 | 30 | 50,3 | 81  | 48 |     |    |    |   |     | 11  | 2 |
|                           |    | 80-84      |   | •   | M/T+A/T                         | <b>16-1004</b>                  |                 |    | 33 |      | 94  |    |     |    |    |   |     |     |   |
| 1.6 (81 kW) Eng. EG       |    | 80-82      |   | •   | Ch 53A0051001-53D900000         | <b>13-0005</b>                  |                 |    |    | 20   | 68  | 80 |     |    |    |   |     |     |   |
|                           |    | 80-82      |   | •   | Ch 53A0051001-53D900000         | <b>14-0005</b>                  |                 |    |    | 21   | 94  | 97 |     |    |    |   |     |     |   |
|                           |    | 80-82      |   | •   | Ch 53A0051001-53D900000         | <b>15-1005</b>                  |                 | 22 | 30 | 50,3 | 81  | 48 |     |    |    |   |     | 11  | 2 |
|                           |    | 80-82      |   | •   | Ch 53A0051001-53D900000         | <b>16-1004</b>                  |                 |    | 33 |      | 94  |    |     |    |    |   |     |     |   |
|                           |    | 80-82      | L   |   | Ch 53A0051001-53D900000         | <b>17-0052</b>                  |                 | 22 | 33 |      | 81  | 94 |     | 78 |    |   | 540 | s10 |   |
| 1.8 (66 kW) Eng. EX       |    | 8/83-7/89  |   | •   | M/T+A/T                         | <b>13-0005</b>                  |                 |    |    | 20   | 68  | 80 |     |    |    |   |     |     |   |
|                           |   | 9/87-7/92  |   | •   | M/T+A/T, Ch 53J001855-53N010000 | <b>13-0048</b>                  |                 |    |    | 22   | 83  | 79 |     |    |    |   |     |     |   |
|                           |    | 8/83-7/89  |   | •   | M/T+A/T                         | <b>14-0005</b>                  |                 |    |    | 21   | 94  | 97 |     |    |    |   |     |     |   |
|                           |   | 8/83-10/83 |   | •   | A/T, Ch 53E000001-53E012217     | <b>15-1005</b>                  |                 | 22 | 30 | 50,3 | 81  | 48 |     |    |    |   |     | 11  | 2 |
|                           |    | 8/83-7/89  |   | •   | M/T+A/T, Ch 53E000001-53K020000 | <b>15-1021</b>                  |                 | 22 | 30 | 53   | 81  | 48 |     |    |    |   |     | 11  | 2 |
|                           |   | 9/87-7/92  |   | •   | M/T+A/T, Ch 53J001855-53N010000 | <b>15-1009</b>                  |                 | 22 | 30 | 53   | 90  | 49 |     |    |    |   |     | 11  | 2 |
|                           |   | 8/83-10/83 |   | •   | A/T, Ch 53E000001-53E012217     | <b>16-1004</b>                  |                 |    | 33 |      | 94  |    |     |    |    |   |     |     |   |
|                           |    | 8/83-7/89  |   | •   | M/T+A/T, Ch 53E000001-53K020000 | <b>16-1004</b>                  |                 |    | 33 |      | 94  |    |     |    |    |   |     |     |   |
|                           |   | 9/87-7/92  | L   |   | •                               | M/T+A/T, Ch 53J001855-53N010000 | <b>16-1010B</b> |    |    | 33   | 100 |    |     |    |    |   |     |     |   |
|                           |   | 9/87-7/92  | R   |   | •                               | M/T+A/T, Ch 53J001855-53N010000 | <b>16-1010A</b> |    |    | 33   | 100 |    |     |    |    |   |     |     |   |
|                           |   | 83-        | L   |   |                                 | -ABS                            | <b>17-0339</b>  |    | 22 | 33   |     | 90 | 100 |    | 78 |   | 532 | s10 |   |
| 1.8 (70 kW) Eng. JH       |  | 85-7/92    |   | •   | Ch 53E012218-53N010000          | <b>13-0048</b>                  |                 |    |    | 22   | 83  | 79 |     |    |    |   |     |     |   |
|                           |  | 85-7/92    |   | •   | Ch 53E012218-53N010000          | <b>15-1009</b>                  |                 | 22 | 30 | 53   | 90  | 49 |     |    |    |   |     | 11  | 2 |
|                           |  | 85-7/92    | L   |   | •                               | Ch 53E012218-53N010000          | <b>16-1010B</b> |    |    | 33   | 100 |    |     |    |    |   |     |     |   |
|                           |   | 85-7/92    | R   |   | •                               | Ch 53E012218-53N010000          | <b>16-1010A</b> |    |    | 33   | 100 |    |     |    |    |   |     |     |   |
|                           |  | 85-        | L   |   |                                 | Ch 53E000001-53E012217          | <b>17-0052</b>  |    | 22 | 33   |     | 81 | 94  |    | 78 |   | 540 | s10 |   |
| 1.8 16v (102 kW) Eng. KR  |  | 85-89      |   | •   | Ch 53G004102-53N010000          | <b>13-0048</b>                  |                 |    |    | 22   | 83  | 79 |     |    |    |   |     |     |   |
|                           |  | 85-89      |   | •   | Ch 53G004102-53N010000          | <b>15-1009</b>                  |                 | 22 | 30 | 53   | 90  | 49 |     |    |    |   |     | 11  | 2 |
|                           |  | 85-89      | L   |   | •                               | Ch 53G004102-53N010000          | <b>16-1010B</b> |    |    | 33   | 100 |    |     |    |    |   |     |     |   |
|                           |   | 85-89      | R   |   | •                               | Ch 53G004102-53N010000          | <b>16-1010A</b> |    |    | 33   | 100 |    |     |    |    |   |     |     |   |
|                           |  | 85-89      | L   |   |                                 | -ABS                            | <b>17-0339</b>  |    | 22 | 33   |     | 90 | 100 |    | 78 |   | 532 | s10 |   |

| <b>Scirocco II (53B) '80-'92</b>       |   |  | L/R |  |  | NOTE                                    | METELLI ref.           | ABS            | A  | B  | C    | D     | E    | F   | H | I  | L | M   | Fig |   |
|--|---|---|-----|---|--|---|------------------------|----------------|----|----|------|-------|------|-----|---|----|---|-----|-----|---|
| 1.8 16v GTi (95 kW) Eng. PL            |    | 86-92   |     | •   |  | Ch 53G004102-53N010000                  | <b>13-0048</b>         |                |    |    | 22   | 83    | 79   |     |   |    |   |     |     |   |
|  |    | 86-92   |     | •   |  | Ch 53G004102-53N010000                  | <b>15-1009</b>         |                | 22 | 30 | 53   | 90    | 49   |     |   |    |   | 11  | 2   |   |
|  |    | 86-92   | L   | •   |  | Ch 53G004102-53N010000                  | <b>16-1010B</b>        |                |    |    | 33   |       | 100  |     |   |    |   |     |     |   |
|  |   | 86-92   | R   | •   |  | Ch 53G004102-53N010000                  | <b>16-1010A</b>        |                |    |    | 33   |       | 100  |     |   |    |   |     |     |   |
| 1.8 GTI (82 kW) Eng. DX/ EV/ PB        |    | 10/83-89  |     | •   |  | Ch 53E012218-53N010000                  | <b>13-0048</b>         |                |    |    | 22   | 83    | 79   |     |   |    |   |     |     |   |
|  |   | 82-10/83  |     | •   |  | Ch 53E000001-53E012217                  | <b>13-0005</b>         |                |    |    | 20   | 68    | 80   |     |   |    |   |     |     |   |
|  |    | 82-10/83  |     | •   |  | Ch 53E000001-53E012217                  | <b>14-0005</b>         |                |    |    | 21   | 94    | 97   |     |   |    |   |     |     |   |
|  |   | 10/83-89  |     | •   |  | Ch 53E012218-53N010000                  | <b>15-1009</b>         |                | 22 | 30 | 53   | 90    | 49   |     |   |    |   |     | 11  | 2 |
|  |    | 82-10/83  |     | •   |  | Ch 53E000001-53E012217                  | <b>15-1021</b>         |                | 22 | 30 | 53   | 81    | 48   |     |   |    |   |     | 11  | 2 |
|  |   | 10/83-89  | L   | •   |  | Ch 53E012218-53N010000                  | <b>16-1010B</b>        |                |    |    | 33   |       | 100  |     |   |    |   |     |     |   |
|  |    | 10/83-89  | R   | •   |  | Ch 53E012218-53N010000                  | <b>16-1010A</b>        |                |    |    | 33   |       | 100  |     |   |    |   |     |     |   |
|  |   | 82-10/83  |     | •   |  | Ch 53E000001-53E012217                  | <b>16-1004</b>         |                |    |    | 33   |       | 94   |     |   |    |   |     |     |   |
|  |    | 10/83-  | L   |   |  |   | -ABS                   | <b>17-0339</b> |    | 22 | 33   |       | 90   | 100 |   | 78 |   | 532 | s10 |   |
|  |   | 82-10/83  | L   |   |  |   | Ch 53E000001-53E012217 | <b>17-0052</b> |    | 22 | 33   |       | 81   | 94  |   | 78 |   | 540 | s10 |   |
| <b>Scirocco III (137) '08-</b>         |   |  | L/R |  |  | NOTE                                    | METELLI ref.           | ABS            | A  | B  | C    | D     | E    | F   | H | I  | L | M   | Fig |   |
| 1.4 TSi (118 kW) Eng. CAVD/ CNWA/ CTHD |    | 08-   |     | •   |  |   | <b>13-0319</b>         |                |    |    | 26   | 87    | 117  |     |   |    |   |     |     |   |
|  |   | 08-   |     | •   |  |   | <b>13-0320</b>         |                |    |    | 25   | 90    | 107  |     |   |    |   |     |     |   |
|  |    | 08-   |     | •   |  |   | <b>15-1463</b>         |                | 36 | 27 | 59,5 | 97,95 | 40,5 |     |   |    |   |     | 13  | 2 |
|  |   | 08-   |     | •   |  |   | <b>15-1467</b>         |                | 36 | 30 | 59,5 | 90    | 40   |     |   |    |   |     | 13  | 2 |
| 1.4 TSi (90 kW) Eng. CAXA/ CMSB        |    | 08-   |     | •   |  | M/T, Exc. Doppia Frizione/Double Clutch | <b>16-1010C</b>        |                |    |    | 33   |       | 100  |     |   |    |   |     |     |   |
|  |   | 08-   |     | •   |  |   | <b>13-0319</b>         |                |    |    | 26   | 87    | 117  |     |   |    |   |     |     |   |
|  |   | 10-   |     | •   |  | Doppia Frizione/Double Clutch           | <b>13-0480</b>         |                |    |    | 25,5 | 94    | 116  |     |   |    |   |     |     |   |
|  |   | 08-   |     | •   |  |   | <b>15-1467</b>         |                | 36 | 30 | 59,5 | 90    | 40   |     |   |    |   |     | 13  | 2 |
|  |  | 10-   |     | •   |  | Doppia Frizione/Double Clutch           | <b>15-1708</b>         |                | 36 | 33 | 59,5 | 93,7  | 39,8 |     |   |    |   |     | 13  | 2 |
| 2.0 TDi (103 kW) Eng. CBDB/ CFHC       |  | 08-   |     | •   |  | M/T, Exc. Doppia Frizione/Double Clutch | <b>16-1010C</b>        |                |    |    | 33   |       | 100  |     |   |    |   |     |     |   |
|  |   | 08-   |     | •   |  |   | <b>13-0320</b>         |                |    |    | 25   | 90    | 107  |     |   |    |   |     |     |   |
|  |  | 08-   |     | •   |  |   | <b>15-1463</b>         |                | 36 | 27 | 59,5 | 97,95 | 40,5 |     |   |    |   |     | 13  | 2 |
|  |   | 08-   | L   |   |  |   | <b>17-0761</b>         |                | 36 |    |      | 100   | 108  |     |   |    |   |     | 488 |   |
| 2.0 TFSI (147 kW) Eng. CAWB            |  | 08-   | R   |   |  |   | <b>17-0762</b>         |                | 36 |    |      | 100   | 108  |     |   |    |   |     | 795 |   |
|  |   | 08-   |     | •   |  |   | <b>13-0320</b>         |                |    |    | 25   | 90    | 107  |     |   |    |   |     |     |   |
| 2.0 TSi (155 kW) Eng. CCZB             |  | 08-   |     | •   |  |   | <b>15-1463</b>         |                | 36 | 27 | 59,5 | 97,95 | 40,5 |     |   |    |   |     | 13  | 2 |
|  |   | 08-   |     | •   |  |   | <b>13-0320</b>         |                |    |    | 25   | 90    | 107  |     |   |    |   |     |     |   |
| 2.0 TSi (155 kW) Eng. CCZB             |  | -11/09  |     | •   |  |   | <b>13-0320</b>         |                |    |    | 25   | 90    | 107  |     |   |    |   |     |     |   |
|  |   | -11/09  |     | •   |  |   | <b>15-1463</b>         |                | 36 | 27 | 59,5 | 97,95 | 40,5 |     |   |    |   |     | 13  | 2 |




































| Sharan I (7M8, 7M9) '95-'10            |   |    | L/R       |  |  | NOTE | METELLI ref.   | ABS     | A  | B  | C  | D    | E    | F   | H | I  | L   | M   | Fig |   |
|--|---|---|-----------|---|---|------|----------------|---------|----|----|----|------|------|-----|---|----|-----|-----|-----|---|
| 1.8 T. 20v (110 kW) Eng. AJH/ AWC      |    | 5/00-   |           | ●   |   | +ABS | 13-0306        |         |    |    | 26 | 86   | 138  |     |   |    |     |     |     |   |
|  |   | 9/97-4/00   |           | ●   |   | +ABS | 13-0266        |         |    |    | 26 | 86   | 138  |     |   |    |     |     |     |   |
|  |    | 5/00-   |           | ●   |   | +ABS | 15-1444        | 48      | 38 | 36 | 60 | 97,5 | 34   |     |   |    |     |     | 13  | 2 |
|  |   | 9/97-4/00   |           | ●   |   | +ABS | 15-1389        | 48      | 38 | 27 | 60 | 93,3 | 34   |     |   |    |     |     | 13  | 2 |
|  |    | 9/97-   | L         |   |   |      | +ABS           | 17-0360 | 48 | 38 | 28 | 26   | 98   | 101 |   | 34 | 100 | 620 | s19 |   |
|  |   | 9/97-   | R         |   |   |      | +ABS           | 17-0267 | 48 | 38 | 28 | 35   | 98   | 104 |   | 34 | 40  | 558 | s18 |   |
| 1.9 TDi (110 kW) Eng. BTB              |    | 05-   |           | ●   |   | +ABS | 13-0266        |         |    |    | 26 | 86   | 138  |     |   |    |     |     |     |   |
|  |   |    | 05-       |   | ●   |      | +ABS           | 15-1389 | 48 | 38 | 27 | 60   | 93,3 | 34  |   |    |     |     | 13  | 2 |
| 1.9 TDi (66 kW) Eng. 1Z                |    | 5/00-   |           | ●   |   | +ABS | 13-0306        |         |    |    | 26 | 86   | 138  |     |   |    |     |     |     |   |
|  |   | 95-5/00   |           | ●   |   | +ABS | 13-0266        |         |    |    | 26 | 86   | 138  |     |   |    |     |     |     |   |
|  |    | 5/00-   |           | ●   |   | +ABS | 15-1444        | 48      | 38 | 36 | 60 | 97,5 | 34   |     |   |    |     |     | 13  | 2 |
|  |   | 95-5/00   |           | ●   |   | +ABS | 15-1389        | 48      | 38 | 27 | 60 | 93,3 | 34   |     |   |    |     |     | 13  | 2 |
|  |    | 95-   | L         |   |   |      | +ABS           | 17-0360 | 48 | 38 | 28 | 26   | 98   | 101 |   | 34 | 100 | 620 | s19 |   |
|  |   | 95-   | R         |   |   |      | +ABS           | 17-0267 | 48 | 38 | 28 | 35   | 98   | 104 |   | 34 | 40  | 558 | s18 |   |
| 1.9 TDi (66 kW) Eng. AHU/ ANU          |    | 5/00-   |           | ●   |   | +ABS | 13-0306        |         |    |    | 26 | 86   | 138  |     |   |    |     |     |     |   |
|  |   | 95-5/00   |           | ●   |   | +ABS | 13-0266        |         |    |    | 26 | 86   | 138  |     |   |    |     |     |     |   |
|  |    | 5/00-   |           | ●   |   | +ABS | 15-1444        | 48      | 38 | 36 | 60 | 97,5 | 34   |     |   |    |     |     | 13  | 2 |
|  |   | 95-5/00   |           | ●   |   | +ABS | 15-1389        | 48      | 38 | 27 | 60 | 93,3 | 34   |     |   |    |     |     | 13  | 2 |
|  |    | 95-   | L         |   |   |      | +ABS           | 17-0360 | 48 | 38 | 28 | 26   | 98   | 101 |   | 34 | 100 | 620 | s19 |   |
|  |   | 95-   | R         |   |   |      | +ABS           | 17-0267 | 48 | 38 | 28 | 35   | 98   | 104 |   | 34 | 40  | 558 | s18 |   |
| 1.9 TDi (81 kW) Eng. AFN/ AVG          |   | 9/96-5/00   |           | ●   |   | +ABS | 13-0266        |         |    |    | 26 | 86   | 138  |     |   |    |     |     |     |   |
|  |   |  | 9/96-5/00 |   | ●   |      | +ABS           | 15-1389 | 48 | 38 | 27 | 60   | 93,3 | 34  |   |    |     |     | 13  | 2 |
|  |  | 96-00   | L         |   |   |      | +ABS           | 17-0360 | 48 | 38 | 28 | 26   | 98   | 101 |   | 34 | 100 | 620 | s19 |   |
|  |   | 96-00   | R         |   |   |      | +ABS           | 17-0267 | 48 | 38 | 28 | 35   | 98   | 104 |   | 34 | 40  | 558 | s18 |   |
| 1.9 TDi (96 kW) Eng. ASZ               |  | 02-   |           | ●   |   | +ABS | 13-0306        |         |    |    | 26 | 86   | 138  |     |   |    |     |     |     |   |
|  |   |  | 02-       |   | ●   |      | +ABS           | 15-1444 | 48 | 38 | 36 | 60   | 97,5 | 34  |   |    |     |     | 13  | 2 |
|  |  | 02-   | L/R       |   |   |      | +ABS, M/T      | 17-0547 | 48 | 38 |    |      | 100  |     |   | 34 |     | 507 |     |   |
|  |   | 02-   | L/R       |   |   |      | +ABS, A/T      | 17-0546 | 48 | 38 |    |      | 100  |     |   | 34 |     | 486 |     |   |
| 1.9 TDi, 4motion (85 kW) Eng. AUY/ BVK |  | 00-   |           | ●   |   | +ABS | 13-0306        |         |    |    | 26 | 86   | 138  |     |   |    |     |     |     |   |
|  |   |  | 00-       |   | ●   |      | +ABS           | 15-1444 | 48 | 38 | 36 | 60   | 97,5 | 34  |   |    |     |     | 13  | 2 |
|  |  | 00-   | L/R       |   |   |      | +ABS, FWD, A/T | 17-0546 | 48 | 38 |    |      | 100  |     |   | 34 |     | 486 |     |   |
|  |   | 00-   | L/R       |   |   |      | +ABS, FWD, M/T | 17-0547 | 48 | 38 |    |      | 100  |     |   | 34 |     | 507 |     |   |
























| Sharan I (7M8, 7M9) '95-'10                  |   |    | L/R   |    |    | NOTE          | METELLI ref.  | ABS      | A  | B  | C  | D    | E     | F    | H  | I   | L   | M   | Fig |  |
|--|---|---|-------|---|---|---------------|---|----------|----|----|----|------|-------|------|----|-----|-----|-----|-----|--|
| 2.0 (85 kW) Eng. ADY/ ATM                    |    | 5/00-   |       | •   |   | +ABS          | 13-0306   |          |    |    | 26 | 86   | 138   |      |    |     |     |     |     |  |
|  |   | 9/95-4/00   |       | •   |   | +ABS          | 13-0266   |          |    |    | 26 | 86   | 138   |      |    |     |     |     |     |  |
|  |    | 5/00-   |       | •   |   | +ABS          | 15-1444   | 48       | 38 | 36 | 60 | 97,5 | 34    |      |    |     |     | 13  | 2   |  |
|  |   | 9/95-4/00   |       | •   |   | +ABS          | 15-1389   | 48       | 38 | 27 | 60 | 93,3 | 34    |      |    |     |     | 13  | 2   |  |
|  |    | 9/95-   | L     |   |   |               | +ABS  | 17-0360  | 48 | 38 | 28 | 26   | 98    | 101  |    | 34  | 100 | 620 | s19 |  |
|  |   | 9/95-   | R     |   |   |               | +ABS  | 17-0267  | 48 | 38 | 28 | 35   | 98    | 104  |    | 34  | 40  | 558 | s18 |  |
| 2.0 GTi 16v (110 kW) Eng. ABF                |    | 96-00   | L     |   |   | +ABS          | 17-0360   | 48       | 38 | 28 | 26 | 98   | 101   |      | 34 | 100 | 620 | s19 |     |  |
|  |   | 96-00   | R     |   |   | +ABS          | 17-0267   | 48       | 38 | 28 | 35 | 98   | 104   |      | 34 | 40  | 558 | s18 |     |  |
| 2.0 TDi (103 kW) Eng. BKD/ BRT               |    | 8/06-   |       | •   |   | +ABS          | 13-0306   |          |    |    | 26 | 86   | 138   |      |    |     |     |     |     |  |
|  |   |    | 8/06- |   | •   |               | +ABS  | 15-1444  | 48 | 38 | 36 | 60   | 97,5  | 34   |    |     |     | 13  | 2   |  |
| 2.8 V6 24v, 4motion (150 kW) Eng. AYL        |    | 5/00-   |       | •   |   | +ABS          | 13-0306   |          |    |    | 26 | 86   | 138   |      |    |     |     |     |     |  |
|  |   |    | 5/00- |   | •   |               | +ABS  | 15-1444  | 48 | 38 | 36 | 60   | 97,5  | 34   |    |     |     | 13  | 2   |  |
|  |    | 00-   | L/R   |   |   |               | +ABS, FWD, A/T  | 17-0546  | 48 | 38 |    |      | 100   |      |    | 34  |     | 486 |     |  |
|  |   | 00-   | L/R   |   |   |               | +ABS, FWD, M/T  | 17-0547  | 48 | 38 |    |      | 100   |      |    | 34  |     | 507 |     |  |
| 2.8 VR6, Syncro (128 kW) Eng. AAA/ AMY       |    | 96-00   |       | •   |   | +ABS, FWD     | 13-0306   |          |    |    | 26 | 86   | 138   |      |    |     |     |     |     |  |
|  |   |    | 96-00 |   | •   |               | +ABS, FWD   | 15-1444  | 48 | 38 | 36 | 60   | 97,5  | 34   |    |     |     | 13  | 2   |  |
|  |    | 96-00   | L     |   |   |               | +ABS  | 17-0360  | 48 | 38 | 28 | 26   | 98    | 101  |    | 34  | 100 | 620 | s19 |  |
|  |   | 96-00   | R     |   |   |               | +ABS  | 17-0267  | 48 | 38 | 28 | 35   | 98    | 104  |    | 34  | 40  | 558 | s18 |  |
| Sharan II (7N) '10-                          |   |    | L/R   |    |    | NOTE          | METELLI ref.  | ABS      | A  | B  | C  | D    | E     | F    | H  | I   | L   | M   | Fig |  |
| 2.0 TDi, 4motion (103 kW) Eng. CFFB          |   | 10-   |       | •   |   | +ABS          | 13-0306   |          |    |    | 26 | 86   | 138   |      |    |     |     |     |     |  |
|  |   |  | 10-   |   | •   |               | +ABS  | 15-1444  | 48 | 38 | 36 | 60   | 97,5  | 34   |    |     |     | 13  | 2   |  |
| Tiguan I (5N1) '07-'11                       |   |  | L/R   |  |  | NOTE          | METELLI ref.  | ABS      | A  | B  | C  | D    | E     | F    | H  | I   | L   | M   | Fig |  |
| 1.4 16v Tsi, 4motion (110 kW) Eng. BWK/ CAVA |  | 07-   |       | •   |   | Only Eng. BWK | 13-0320   |          |    |    | 25 | 90   | 107   |      |    |     |     |     |     |  |
|  |   |  | 07-   |   | •   |               | Only Eng. BWK   | 15-1463  |    | 36 | 27 | 59,5 | 97,95 | 40,5 |    |     |     | 13  | 2   |  |
|  |  | 07-   |       |   | •   |               | RWD, M/T, 4motion, Exc. Doppia Frizione/Double Clutch | 16-1010C |    |    | 33 |      | 100   |      |    |     |     |     |     |  |
| 2.0 TDi 16v 4motion (125 kW) Eng. CBBB/ CCZC |  | 07-   |       | •   |   |               | 13-0319   |          |    |    | 26 | 87   | 117   |      |    |     |     |     |     |  |
|  |   |  | 07-   |   | •   |               |   | 15-1467  |    | 36 | 30 | 59,5 | 90    | 40   |    |     |     | 13  | 2   |  |
|  |  | 07-   |       |   | •   |               | RWD, M/T, 4motion, Exc. Doppia Frizione/Double Clutch | 16-1010C |    |    | 33 |      | 100   |      |    |     |     |     |     |  |



























| <b>Tiguan I (5N1) '07-'11</b>                 |   |    | L/R |    |    | NOTE  | METELLI ref.    | ABS | A  | B    | C     | D    | E   | F | H | I | L | M  | Fig |   |
|---|---|---|-----|---|--|---|-----------------|-----|----|------|-------|------|-----|---|---|---|---|----|-----|---|
| 2.0 TDi 16v, 4motion (103 kW) Eng. CBAB/ CFFB |    | 07-   |     | •   |  |   | <b>13-0319</b>  |     |    |      | 26    | 87   | 117 |   |   |   |   |    |     |   |
|   |    | 07-   |     | •   |  |   | <b>15-1467</b>  | 36  | 30 | 59,5 | 90    | 40   |     |   |   |   |   | 13 | 2   |   |
|   |    | 07-   |     | •   |  | RWD, M/T, 4motion, Exc. Doppia Frizione/Double Clutch | <b>16-1010C</b> |     |    | 33   |       | 100  |     |   |   |   |   |    |     |   |
| 2.0 TDi 4motion (100 kW) Eng. CBAA            |    | 07-   |     | •   |  | RWD, M/T, 4motion, Exc. Doppia Frizione/Double Clutch | <b>16-1010C</b> |     |    | 33   |       | 100  |     |   |   |   |   |    |     |   |
| 2.0 TFSi 4motion (125 kW) Eng. CAWA/ CCZC     |    | 07-   |     | •   |  |   | <b>13-0320</b>  |     |    |      | 25    | 90   | 107 |   |   |   |   |    |     |   |
|   |    | 07-   |     | •   |  |   | <b>15-1463</b>  | 36  | 27 | 59,5 | 97,95 | 40,5 |     |   |   |   |   | 13 | 2   |   |
|   |    | 07-   |     | •   |  | RWD, M/T, 4motion, Exc. Doppia Frizione/Double Clutch | <b>16-1010C</b> |     |    | 33   |       | 100  |     |   |   |   |   |    |     |   |
| 2.0 TFSi 4motion (147 kW) Eng. CAWB/ CCTA     |    | 07-   |     | •   |  |   | <b>13-0320</b>  |     |    |      | 25    | 90   | 107 |   |   |   |   |    |     |   |
|   |    | 07-   |     | •   |  |   | <b>15-1463</b>  | 36  | 27 | 59,5 | 97,95 | 40,5 |     |   |   |   |   | 13 | 2   |   |
|   |    | 07-   |     | •   |  | RWD, M/T, 4motion, Exc. Doppia Frizione/Double Clutch | <b>16-1010C</b> |     |    | 33   |       | 100  |     |   |   |   |   |    |     |   |
| <b>Tiguan II (5N2) '11-</b>                   |   |    | L/R |    |    | NOTE  | METELLI ref.    | ABS | A  | B    | C     | D    | E   | F | H | I | L | M  | Fig |   |
| 1.4 TSi (118 kW) Eng. CAVD                    |    | 11-   |     | •   |  |   | <b>13-0320</b>  |     |    |      | 25    | 90   | 107 |   |   |   |   |    |     |   |
|   |    | 11-   |     | •   |  |   | <b>15-1463</b>  | 36  | 27 | 59,5 | 97,95 | 40,5 |     |   |   |   |   | 13 | 2   |   |
| 2.0 TDi (103 kW) Eng. CFFB/ CLJA              |    | 11-   |     | •   |  |   | <b>13-0320</b>  |     |    |      | 25    | 90   | 107 |   |   |   |   |    |     |   |
|   |    | 11-   |     | •   |  |   | <b>15-1463</b>  | 36  | 27 | 59,5 | 97,95 | 40,5 |     |   |   |   |   | 13 | 2   |   |
| 2.0 TDi 4motion (130 kW)                      |    | 13-   |     | •   | M/T  |   | <b>13-0320</b>  |     |    |      | 25    | 90   | 107 |   |   |   |   |    |     |   |
|   |    | 13-   |     | •   | M/T  |   | <b>15-1463</b>  | 36  | 27 | 59,5 | 97,95 | 40,5 |     |   |   |   |   | 13 | 2   |   |
| 2.0 Tsi, 4motion (155 kW) Eng. CCZB           |   | 11-   |     | •   | M/T  |   | <b>13-0320</b>  |     |    |      | 25    | 90   | 107 |   |   |   |   |    |     |   |
|   |  | 11-   |     | •   | M/T  |   | <b>15-1463</b>  | 36  | 27 | 59,5 | 97,95 | 40,5 |     |   |   |   |   | 13 | 2   |   |
| <b>Touareg I (7LA) '02-'10</b>                |   |  | L/R |  |  | NOTE  | METELLI ref.    | ABS | A  | B    | C     | D    | E   | F | H | I | L | M  | Fig |   |
| 2.5 R5 TDi (128 kW) Eng. BAC/ BPE             |  | 03-   |     | •   |  | Ch -7L4035000   | <b>13-0426</b>  |     |    |      | 27,3  | 96,5 | 109 |   |   |   |   |    |     |   |
|   |   | 03-   |     | •   |  | Ch 7L4035001-   | <b>13-0416</b>  |     |    |      | 27,3  | 96,5 | 109 |   |   |   |   |    |     |   |
|   |  | 03-   |     | •   |  | Ch -7L4035000   | <b>15-1644</b>  | 38  | 27 | 64   | 100   | 56,2 |     |   |   |   |   | 11 | 1   |   |
|   |   | 03-   |     | •   |  | Ch 7L4035001-   | <b>15-1633</b>  | 38  | 27 | 64   | 100   | 56,2 |     |   |   |   |   |    | 11  | 1 |
| 2.5 TDi (120 kW) Eng. BLK/ BPD                |  | 03-   |     | •   |  | Ch -7L4035000   | <b>13-0426</b>  |     |    |      | 27,3  | 96,5 | 109 |   |   |   |   |    |     |   |
|   |   | 03-   |     | •   |  | Ch 7L4035001-   | <b>13-0416</b>  |     |    |      | 27,3  | 96,5 | 109 |   |   |   |   |    |     |   |
|   |  | 03-   |     | •   |  | Ch -7L4035000   | <b>15-1644</b>  | 38  | 27 | 64   | 100   | 56,2 |     |   |   |   |   | 11 | 1   |   |
|   |   | 03-   |     | •   |  | Ch 7L4035001-   | <b>15-1633</b>  | 38  | 27 | 64   | 100   | 56,2 |     |   |   |   |   |    | 11  | 1 |
| 3.0 TDi (155 kW) Eng. BUN                     |  | 06-10   |     | •   |  |   | <b>13-0437</b>  |     |    |      | 27,3  | 96,5 | 109 |   |   |   |   |    |     |   |
|   |  | 06-10   |     | •   |  |   | <b>15-1659</b>  | 30  | 27 | 64   | 100   | 61,7 |     |   |   |   |   | 2  | 1   |   |

| <b>Touareg I (7LA) '02-'10</b>            |  |       | L/R |   |  | NOTE                                    | METELLI ref.    | ABS | A  | B    | C     | D    | E   | F | H | I | L | M  | Fig |
|---|--|-------|-----|---|--|---|-----------------|-----|----|------|-------|------|-----|---|---|---|---|----|-----|
| 3.0 V6 TDi (165 kW) Eng. BKS              |  | 04-10 |     | • |  |   | <b>13-0437</b>  |     |    |      | 27,3  | 96,5 | 109 |   |   |   |   |    |     |
|   |  | 04-10 |     | • |  |   | <b>15-1659</b>  | 30  | 27 | 64   | 100   | 61,7 |     |   |   |   |   | 2  | 1   |
| 3.0 V6 TDi (176 kW) Eng. CAS              |  | 07-10 |     | • |  |   | <b>13-0437</b>  |     |    |      | 27,3  | 96,5 | 109 |   |   |   |   |    |     |
|   |  | 07-10 |     | • |  |   | <b>15-1659</b>  | 30  | 27 | 64   | 100   | 61,7 |     |   |   |   |   | 2  | 1   |
| 3.2 V6 (162 kW) Eng. AZZ/ BKJ             |  | 02-10 |     | • |  |   | <b>13-0437</b>  |     |    |      | 27,3  | 96,5 | 109 |   |   |   |   |    |     |
|   |  | 02-10 |     | • |  |   | <b>15-1659</b>  | 30  | 27 | 64   | 100   | 61,7 |     |   |   |   |   | 2  | 1   |
| 3.2 V6 (177 kW) Eng. BMV/ BMX             |  | 04-10 |     | • |  |   | <b>13-0437</b>  |     |    |      | 27,3  | 96,5 | 109 |   |   |   |   |    |     |
|   |  | 04-10 |     | • |  |   | <b>15-1659</b>  | 30  | 27 | 64   | 100   | 61,7 |     |   |   |   |   | 2  | 1   |
| 3.6 V6 FSi (206 kW) Eng. BHK/ BHL         |  | 06-10 |     | • |  |   | <b>13-0437</b>  |     |    |      | 27,3  | 96,5 | 109 |   |   |   |   |    |     |
|   |  | 06-10 |     | • |  |   | <b>15-1659</b>  | 30  | 27 | 64   | 100   | 61,7 |     |   |   |   |   | 2  | 1   |
| 4.2 FSi V8 (257 kW) Eng. BAR              |  | 06-10 |     | • |  |   | <b>13-0437</b>  |     |    |      | 27,3  | 96,5 | 109 |   |   |   |   |    |     |
|   |  | 06-10 |     | • |  |   | <b>15-1659</b>  | 30  | 27 | 64   | 100   | 61,7 |     |   |   |   |   | 2  | 1   |
| 5.0 V10 TDi (230 kW) Eng. AYH             |  | 02-10 |     | • |  |   | <b>13-0437</b>  |     |    |      | 27,3  | 96,5 | 109 |   |   |   |   |    |     |
|   |  | 02-10 |     | • |  |   | <b>15-1659</b>  | 30  | 27 | 64   | 100   | 61,7 |     |   |   |   |   | 2  | 1   |
| 6.0 W12 (331 kW) Eng. BJN                 |  | 05-10 |     | • |  |   | <b>13-0437</b>  |     |    |      | 27,3  | 96,5 | 109 |   |   |   |   |    |     |
|   |  | 05-10 |     | • |  |   | <b>15-1659</b>  | 30  | 27 | 64   | 100   | 61,7 |     |   |   |   |   | 2  | 1   |
| <b>Touran (1T1, 1T2) '03-</b>             |  |       | L/R |   |  | NOTE                                    | METELLI ref.    | ABS | A  | B    | C     | D    | E   | F | H | I | L | M  | Fig |
| 1.2 TFSi (77 kW) Eng. CBZB                |  | 10-   |     | • |  |   | <b>13-0319</b>  |     |    |      | 26    | 87   | 117 |   |   |   |   |    |     |
|   |  | 10-   |     | • |  |   | <b>15-1467</b>  | 36  | 30 | 59,5 | 90    | 40   |     |   |   |   |   | 13 | 2   |
| 1.4 16v TSi (103 kW) Eng. BMY/ CAVC/ CTHC |  | 06-   |     | • |  |   | <b>13-0320</b>  |     |    |      | 25    | 90   | 107 |   |   |   |   |    |     |
|   |  | 06-   |     | • |  | +/-ABS                                  | <b>13-0319</b>  |     |    |      | 26    | 87   | 117 |   |   |   |   |    |     |
|   |  | 06-   |     | • |  |   | <b>15-1463</b>  | 36  | 27 | 59,5 | 97,95 | 40,5 |     |   |   |   |   | 13 | 2   |
|   |  | 06-   |     | • |  | +/-ABS                                  | <b>15-1467</b>  | 36  | 30 | 59,5 | 90    | 40   |     |   |   |   |   | 13 | 2   |
|   |  | 06-   |     | • |  | M/T, Exc. Doppia Frizione/Double Clutch | <b>16-1010C</b> |     |    | 33   |       | 100  |     |   |   |   |   |    |     |
| 1.4 TSi (125 kW) Eng. BLG/ CAVB/ CTHB     |  | 07-   |     | • |  |   | <b>13-0320</b>  |     |    |      | 25    | 90   | 107 |   |   |   |   |    |     |
|   |  | 07-   |     | • |  |   | <b>15-1463</b>  | 36  | 27 | 59,5 | 97,95 | 40,5 |     |   |   |   |   | 13 | 2   |
| 1.4 TSi EcoFuel (110 kW) Eng. CDGA        |  | 09-   |     | • |  |   | <b>13-0319</b>  |     |    |      | 26    | 87   | 117 |   |   |   |   |    |     |
|   |  | 09-   |     | • |  | 7Sp, Doppia Frizione/Double Clutch      | <b>13-0320</b>  |     |    |      | 25    | 90   | 107 |   |   |   |   |    |     |
|   |  | 09-   |     | • |  |   | <b>15-1467</b>  | 36  | 30 | 59,5 | 90    | 40   |     |   |   |   |   | 13 | 2   |
|   |  | 09-   |     | • |  | 7Sp, Doppia Frizione/Double Clutch      | <b>15-1463</b>  | 36  | 27 | 59,5 | 97,95 | 40,5 |     |   |   |   |   | 13 | 2   |

| Touran (1T1, 1T2) '03-             |    | L/R |  |  | NOTE                                      | METELLI ref.    | ABS | A  | B  | C    | D     | E    | F | H  | I | L | M | Fig |   |  |
|------------------------------------|---|-----|---|---|---|-----------------|-----|----|----|------|-------|------|---|----|---|---|---|-----|---|--|
| 1.6 (75 kW) Eng. BGU               |    | 03- |   | ●   | M/T+A/T, 5Sp                              | <b>13-0319</b>  |     |    |    | 26   | 87    | 117  |   |    |   |   |   |     |   |  |
|                                    |    | 03- |   | ●   | Tiptronic                                 | <b>15-1467</b>  |     | 36 | 30 | 59,5 | 90    | 40   |   |    |   |   |   | 13  | 2 |  |
|                                    |    | 03- |   | ●   | M/T, 5Sp                                  | <b>15-1462</b>  |     | 36 | 30 | 59,6 | 89,9  | 40   |   |    |   |   |   | 13  | 2 |  |
|                                    |    | 03- |   |   | ● M/T, Exc. Doppia Frizione/Double Clutch | <b>16-1010C</b> |     |    | 33 |      | 100   |      |   |    |   |   |   |     |   |  |
| 1.6 (75 kW) Eng. BSE/ BSF          |    | 03- |   | ●   | M/T+A/T                                   | <b>13-0319</b>  |     |    |    | 26   | 87    | 117  |   |    |   |   |   |     |   |  |
|                                    |    | 03- |   | ●   | Tiptronic                                 | <b>15-1467</b>  |     | 36 | 30 | 59,5 | 90    | 40   |   |    |   |   |   | 13  | 2 |  |
|                                    |    | 03- |   | ●   | M/T, 5Sp                                  | <b>15-1462</b>  |     | 36 | 30 | 59,6 | 89,9  | 40   |   |    |   |   |   | 13  | 2 |  |
|                                    |    | 03- |   |   | ● M/T, Exc. Doppia Frizione/Double Clutch | <b>16-1010C</b> |     |    | 33 |      | 100   |      |   |    |   |   |   |     |   |  |
| 1.6 FSI (85 kW) Eng. BAG/ BLF/ BLP |    | 03- |   | ●   | Eng. BGA / BLF/BLP                        | <b>13-0319</b>  |     |    |    | 26   | 87    | 117  |   |    |   |   |   |     |   |  |
|                                    |    | 03- |   | ●   | Eng. BGA / BLF                            | <b>15-1467</b>  |     | 36 | 30 | 59,5 | 90    | 40   |   |    |   |   |   | 13  | 2 |  |
|                                    |    | 03- |   | ●   | Eng. BLP                                  | <b>15-1462</b>  |     | 36 | 30 | 59,6 | 89,9  | 40   |   |    |   |   |   | 13  | 2 |  |
|                                    |    | 03- |   |   | ● M/T, Exc. Doppia Frizione/Double Clutch | <b>16-1010C</b> |     |    | 33 |      | 100   |      |   |    |   |   |   |     |   |  |
| 1.6 TDi (66 kW) Eng. CAYB          |    | 10- |   | ●   | Doppia Frizione/Double Clutch             | <b>13-0480</b>  |     |    |    | 25,5 | 94    | 116  |   |    |   |   |   |     |   |  |
|                                    |    | 10- |   | ●   | Doppia Frizione/Double Clutch             | <b>15-1708</b>  |     | 36 | 33 | 59,5 | 93,7  | 39,8 |   |    |   |   |   | 13  | 2 |  |
| 1.6 TDi (77 kW) Eng. CAYC          |    | 10- |   | ●   | Doppia Frizione/Double Clutch             | <b>13-0480</b>  |     |    |    | 25,5 | 94    | 116  |   |    |   |   |   |     |   |  |
|                                    |    | 10- |   | ●   | Doppia Frizione/Double Clutch             | <b>15-1708</b>  |     | 36 | 33 | 59,5 | 93,7  | 39,8 |   |    |   |   |   | 13  | 2 |  |
| 1.9 TDi (66 kW) Eng. BRU/ BXF      |   | 04- |   | ●   | M/T, 6Sp                                  | <b>13-0319</b>  |     |    |    | 26   | 87    | 117  |   |    |   |   |   |     |   |  |
|                                    |  | 04- |   | ●   | M/T, 6Sp                                  | <b>15-1467</b>  |     | 36 | 30 | 59,5 | 90    | 40   |   |    |   |   |   | 13  | 2 |  |
|                                    |  | 04- |   |   | ● M/T, Exc. Doppia Frizione/Double Clutch | <b>16-1010C</b> |     |    | 33 |      | 100   |      |   |    |   |   |   |     |   |  |
|                                    |  | 04- | L   |   | FWD, M/T                                  | <b>17-0759</b>  |     | 36 |    |      | 90    | 100  |   | 40 |   |   |   | 521 |   |  |
|                                    |  | 04- | R   |   | FWD, M/T                                  | <b>17-0760</b>  |     | 36 |    |      | 90    | 100  |   | 40 |   |   |   | 813 |   |  |
| 1.9 TDi (74 kW) Eng. AVQ           |  | 03- |   | ●   |   | <b>13-0319</b>  |     |    |    | 26   | 87    | 117  |   |    |   |   |   |     |   |  |
|                                    |  | 03- |   | ●   |   | <b>15-1467</b>  |     | 36 | 30 | 59,5 | 90    | 40   |   |    |   |   |   | 13  | 2 |  |
|                                    |  | 03- |   |   | ● M/T, Exc. Doppia Frizione/Double Clutch | <b>16-1010C</b> |     |    | 33 |      | 100   |      |   |    |   |   |   |     |   |  |
|                                    |  | 03- | L   |   | FWD, M/T                                  | <b>17-0759</b>  |     | 36 |    |      | 90    | 100  |   | 40 |   |   |   | 521 |   |  |
|                                    |  | 03- | R   |   | FWD, M/T                                  | <b>17-0760</b>  |     | 36 |    |      | 90    | 100  |   | 40 |   |   |   | 813 |   |  |
| 1.9 TDi (77 kW) Eng. BKC           |  | 03- |   | ●   | A/T, 6Sp                                  | <b>13-0320</b>  |     |    |    | 25   | 90    | 107  |   |    |   |   |   |     |   |  |
|                                    |  | 03- |   | ●   | M/T, 5/6Sp                                | <b>13-0319</b>  |     |    |    | 26   | 87    | 117  |   |    |   |   |   |     |   |  |
|                                    |  | 03- |   | ●   | A/T, 6Sp                                  | <b>15-1463</b>  |     | 36 | 27 | 59,5 | 97,95 | 40,5 |   |    |   |   |   | 13  | 2 |  |
|                                    |  | 03- |   | ●   | M/T, 5/6Sp                                | <b>15-1467</b>  |     | 36 | 30 | 59,5 | 90    | 40   |   |    |   |   |   | 13  | 2 |  |
|                                    |  | 03- |   |   | ● M/T, Exc. Doppia Frizione/Double Clutch | <b>16-1010C</b> |     |    | 33 |      | 100   |      |   |    |   |   |   |     |   |  |
|                                    |  | 03- | L   |   | FWD, M/T                                  | <b>17-0759</b>  |     | 36 |    |      | 90    | 100  |   | 40 |   |   |   | 521 |   |  |
|                                    |  | 03- | R   |   | FWD, M/T                                  | <b>17-0760</b>  |     | 36 |    |      | 90    | 100  |   | 40 |   |   |   | 813 |   |  |






| Touran (1T1, 1T2) '03-                   |  |            | L/R |   |   | NOTE                                    | METELLI ref. | ABS | A  | B    | C     | D    | E   | F | H  | I | L | M   | Fig |   |
|--|--|------------|-----|---|---|---|--------------|-----|----|------|-------|------|-----|---|----|---|---|-----|-----|---|
| 2.0 EcoFuel (80 kW) Eng. BSX             |  | 06-        |     | • |   |   | 13-0319      |     |    |      | 26    | 87   | 117 |   |    |   |   |     |     |   |
|  |  | 06-        |     | • |   |   | 15-1467      | 36  | 30 | 59,5 | 90    | 40   |     |   |    |   |   | 13  | 2   |   |
|  |  | 06-        |     |   | • | M/T, Exc. Doppia Frizione/Double Clutch | 16-1010C     |     |    | 33   |       | 100  |     |   |    |   |   |     |     |   |
| 2.0 FSI (110 kW) Eng. AXW/ BLR/ BLX/ BLY |  | 03-        |     | • |   | Eng. BLX                                | 13-0319      |     |    |      | 26    | 87   | 117 |   |    |   |   |     |     |   |
|  |  | 03-        |     | • |   | Eng. BLX                                | 15-1467      | 36  | 30 | 59,5 | 90    | 40   |     |   |    |   |   | 13  | 2   |   |
|  |  | 03-        |     |   | • | M/T, Exc. Doppia Frizione/Double Clutch | 16-1010C     |     |    | 33   |       | 100  |     |   |    |   |   |     |     |   |
| 2.0 TDi (100 kW) Eng. AZV                |  | 03-        |     | • |   | M/T, 5Sp                                | 13-0320      |     |    |      | 25    | 90   | 107 |   |    |   |   |     |     |   |
|  |  | 03-        |     | • |   | M/T, 5Sp                                | 15-1463      | 36  | 27 | 59,5 | 97,95 | 40,5 |     |   |    |   |   | 13  | 2   |   |
|  |  | 03-        | L   |   |   | Ch 1T5083128-                           | 17-0761      | 36  |    |      |       | 100  | 108 |   |    |   |   | 488 |     |   |
|  |  | 03-        | L/R |   |   | M/T, Ch -1T5083127                      | 17-0761      | 36  |    |      |       | 100  | 108 |   |    |   |   | 488 |     |   |
|  |  | 03-        | R   |   |   | Ch 1T5083128-                           | 17-0762      | 36  |    |      |       | 100  | 108 |   |    |   |   | 795 |     |   |
| 2.0 TDi (103 kW) Eng. BKD/ BMM/ CFHC     |  | 03-        |     | • |   | M/T+A/T                                 | 13-0320      |     |    |      | 25    | 90   | 107 |   |    |   |   |     |     |   |
|  |  | 03-        |     | • |   | M/T+A/T                                 | 15-1463      | 36  | 27 | 59,5 | 97,95 | 40,5 |     |   |    |   |   | 13  | 2   |   |
|  |  | 03-        | L   |   |   | Ch 1T5083128-                           | 17-0761      | 36  |    |      |       | 100  | 108 |   |    |   |   | 488 |     |   |
|  |  | 03-        | L/R |   |   | M/T, Ch -1T5083127                      | 17-0761      | 36  |    |      |       | 100  | 108 |   |    |   |   | 488 |     |   |
|  |  | 03-        | R   |   |   | Ch 1T5083128-                           | 17-0762      | 36  |    |      |       | 100  | 108 |   |    |   |   | 795 |     |   |
| 2.0 TDi (81 kW) Eng. CLCA                |  | 10-        |     | • |   | Doppia Frizione/ Double Clutch          | 13-0320      |     |    |      | 25    | 90   | 107 |   |    |   |   |     |     |   |
|  |  | 10-        |     | • |   | M/T                                     | 13-0319      |     |    |      | 26    | 87   | 117 |   |    |   |   |     |     |   |
|  |  | 10-        |     | • |   | Doppia Frizione/ Double Clutch          | 15-1463      | 36  | 27 | 59,5 | 97,95 | 40,5 |     |   |    |   |   | 13  | 2   |   |
|  |  | 10-        |     | • |   | M/T                                     | 15-1467      | 36  | 30 | 59,5 | 90    | 40   |     |   |    |   |   | 13  | 2   |   |
| 2.0 TDi 16v (125 kW) Eng. BMN/ CFJA      |  | 05-        |     | • |   |   | 13-0320      |     |    |      | 25    | 90   | 107 |   |    |   |   |     |     |   |
|  |  | 05-        |     | • |   |   | 15-1463      | 36  | 27 | 59,5 | 97,95 | 40,5 |     |   |    |   |   | 13  | 2   |   |
| Vento (1H2) '91-'98                      |  |            | L/R |   |   | NOTE                                    | METELLI ref. | ABS | A  | B    | C     | D    | E   | F | H  | I | L | M   | Fig |   |
| 1.4 (40 kW) Eng. ABD                     |  | 11/91-9/98 |     | • |   | M/T                                     | 13-0005      |     |    |      | 20    | 68   | 80  |   |    |   |   |     |     |   |
|  |  | 11/91-9/98 |     | • |   | M/T                                     | 14-0004      |     |    |      | 21    | 89   | 97  |   |    |   |   |     |     |   |
|  |  | 11/91-9/98 |     | • |   | M/T                                     | 15-1021      | 22  | 30 | 53   | 81    | 48   |     |   |    |   |   |     | 11  | 2 |
|  |  | 11/91-9/98 |     | • |   | M/T                                     | 16-1003      |     |    | 33   |       | 92   |     |   |    |   |   |     |     |   |
|  |  | 11/91-7/92 | R   |   |   | -ABS                                    | 17-0355      | 22  | 33 |      | 81    | 94   |     |   | 78 |   |   | 796 | s10 |   |
|  |  | 11/91-98   | L   |   |   | -ABS                                    | 17-0352      | 22  | 33 |      | 81    | 94   |     |   | 78 |   |   | 583 | s10 |   |
|  |  | 8/92-98    | R   |   |   | -ABS                                    | 17-0353      | 22  | 33 |      | 81    | 94   |     |   | 78 |   |   | 782 | s10 |   |

| Vento (1H2) '91-'98   |    | L/R        |  |  | NOTE               | METELLI ref. | ABS     | A  | B  | C  | D  | E  | F  | H  | I  | L   | M   | Fig |   |
|---|---|------------|---|---|--------------------|--------------|---------|----|----|----|----|----|----|----|----|-----|-----|-----|---|
| 1.4 (44 kW) Eng. AEX  |    | 11/91-9/98 |   | •   | M/T                | 13-0005      |         |    |    | 20 | 68 | 80 |    |    |    |     |     |     |   |
|   |    | 11/91-9/98 |   | •   | M/T                | 14-0004      |         |    |    | 21 | 89 | 97 |    |    |    |     |     |     |   |
|   |    | 11/91-9/98 |   | •   | M/T                | 15-1021      |         | 22 | 30 | 53 | 81 | 48 |    |    |    |     | 11  | 2   |   |
|   |    | 11/91-9/98 |   | •   | M/T                | 16-1003      |         |    | 33 |    | 92 |    |    |    |    |     |     |     |   |
|   |    | 11/91-7/92 | R   |   |                    | -ABS         | 17-0355 |    | 22 | 33 |    | 81 | 94 |    | 78 |     | 796 | s10 |   |
|   |   | 11/91-98   | L   |   |                    | -ABS         | 17-0352 |    | 22 | 33 |    | 81 | 94 |    | 78 |     | 583 | s10 |   |
|   |   | 8/92-98    | R   |   |                    | -ABS         | 17-0353 |    | 22 | 33 |    | 81 | 94 |    | 78 |     | 782 | s10 |   |
| 1.6 (55 kW) Eng. ABU  |    | 9/92-9/98  |   | •   | Eng. ABU           | 13-0005      |         |    |    | 20 | 68 | 80 |    |    |    |     |     |     |   |
|   |    | 10/94-9/98 |   | •   | M/T, Eng. AEA, AEE | 14-0005      |         |    |    | 21 | 94 | 97 |    |    |    |     |     |     |   |
|   |   | 9/92-9/94  |   | •   | Eng. ABU           | 14-0004      |         |    |    | 21 | 89 | 97 |    |    |    |     |     |     |   |
|   |    | 9/92-9/98  |   | •   | Eng. ABU           | 15-1021      |         | 22 | 30 | 53 | 81 | 48 |    |    |    |     | 11  | 2   |   |
|   |    | 10/94-9/98 |   | •   | M/T, Eng. AEA, AEE | 16-1004      |         |    | 33 |    | 94 |    |    |    |    |     |     |     |   |
|   |   | 9/92-9/94  |   | •   | Eng. ABU           | 16-1003      |         |    | 33 |    | 92 |    |    |    |    |     |     |     |   |
|   |    | 8/92-9/94  | L   |   |                    | -ABS         | 17-0352 |    | 22 | 33 |    | 81 | 94 |    | 78 |     | 583 | s10 |   |
|   |   | 8/92-9/94  | R   |   |                    | -ABS         | 17-0353 |    | 22 | 33 |    | 81 | 94 |    | 78 |     | 782 | s10 |   |
| 1.6 (55 kW) Eng. AEA/ AEE   |    | 9/92-9/98  |   | •   | Eng. ABU           | 13-0005      |         |    |    | 20 | 68 | 80 |    |    |    |     |     |     |   |
|   |    | 10/94-9/98 |   | •   | M/T, Eng. AEA, AEE | 14-0005      |         |    |    | 21 | 94 | 97 |    |    |    |     |     |     |   |
|   |   | 9/92-9/94  |   | •   | Eng. ABU           | 14-0004      |         |    |    | 21 | 89 | 97 |    |    |    |     |     |     |   |
|   |    | 9/92-9/98  |   | •   | Eng. ABU           | 15-1021      |         | 22 | 30 | 53 | 81 | 48 |    |    |    |     | 11  | 2   |   |
|   |    | 10/94-9/98 |   | •   | M/T, Eng. AEA, AEE | 16-1004      |         |    | 33 |    | 94 |    |    |    |    |     |     |     |   |
|   |   | 9/92-9/94  |   | •   | Eng. ABU           | 16-1003      |         |    | 33 |    | 92 |    |    |    |    |     |     |     |   |
|   |  | 8/92-9/94  | L   |   |                    | -ABS         | 17-0352 |    | 22 | 33 |    | 81 | 94 |    | 78 |     | 583 | s10 |   |
|   |   | 8/92-9/94  | R   |   |                    | -ABS         | 17-0353 |    | 22 | 33 |    | 81 | 94 |    | 78 |     | 782 | s10 |   |
| 1.6 (74 kW) Eng. AEK/ AFT   |  | 10/94-9/98 |   | •   | M/T                | 13-0005      |         |    |    | 20 | 68 | 80 |    |    |    |     |     |     |   |
|   |   | 7/94-9/98  |   | •   | A/T                | 13-0048      |         |    |    | 22 | 83 | 79 |    |    |    |     |     |     |   |
|   |  | 10/94-9/98 |   | •   | M/T                | 14-0005      |         |    |    | 21 | 94 | 97 |    |    |    |     |     |     |   |
|   |  | 10/94-9/98 |   | •   | M/T                | 15-1021      |         | 22 | 30 | 53 | 81 | 48 |    |    |    |     |     | 11  | 2 |
|   |   | 7/94-9/98  |   | •   | A/T                | 15-1009      |         | 22 | 30 | 53 | 90 | 49 |    |    |    |     |     | 11  | 2 |
|   |  | 10/94-9/98 |   | •   | M/T                | 16-1004      |         |    | 33 |    | 94 |    |    |    |    |     |     |     |   |
|  | 10/94-  | L          |   |   | -ABS               | 17-0121      |         | 22 | 33 |    | 81 | 94 |    | 78 |    | 562 | s10 |     |   |
























| Vento (1H2) '91-'98       |    | L/R        |  |  | NOTE    | METELLI ref. | ABS      | A  | B  | C  | D  | E   | F   | H | I  | L | M   | Fig |  |  |
|---------------------------|---|------------|---|---|---------|--------------|----------|----|----|----|----|-----|-----|---|----|---|-----|-----|--|--|
| 1.8 (55 kW) Eng. AAM      |    | 11/91-9/98 |   | •   | M/T+A/T | 13-0048      |          |    |    | 22 | 83 | 79  |     |   |    |   |     |     |  |  |
|                           |    | 11/91-9/98 |   | •   | M/T+A/T | 15-1009      |          | 22 | 30 | 53 | 90 | 49  |     |   |    |   | 11  | 2   |  |  |
|                           |    | 11/91-9/98 | L   |   | •       | M/T+A/T      | 16-1010B |    |    | 33 |    | 100 |     |   |    |   |     |     |  |  |
|                           |   | 11/91-9/98 | R   |   | •       | M/T+A/T      | 16-1010A |    |    | 33 |    | 100 |     |   |    |   |     |     |  |  |
|                           |    | 11/91-     | L   |   |         |              | 17-0187  |    | 22 | 33 |    | 90  | 100 |   | 78 |   | 552 | s10 |  |  |
|                           |   | 11/91-     | R   |   |         |              | 17-0188  |    | 22 | 33 |    | 90  | 100 |   | 78 |   | 792 | s10 |  |  |
| 1.8 (66 kW) Eng. ABS/ ADZ |    | 11/91-9/98 |   | •   | M/T+A/T | 13-0048      |          |    |    | 22 | 83 | 79  |     |   |    |   |     |     |  |  |
|                           |    | 11/91-9/98 |   | •   | M/T+A/T | 15-1009      |          | 22 | 30 | 53 | 90 | 49  |     |   |    |   | 11  | 2   |  |  |
|                           |    | 11/91-9/98 | L   |   | •       | M/T+A/T      | 16-1010B |    |    | 33 |    | 100 |     |   |    |   |     |     |  |  |
|                           |   | 11/91-9/98 | R   |   | •       | M/T+A/T      | 16-1010A |    |    | 33 |    | 100 |     |   |    |   |     |     |  |  |
|                           |    | 11/91-     | L   |   |         |              | 17-0187  |    | 22 | 33 |    | 90  | 100 |   | 78 |   | 552 | s10 |  |  |
|                           |   | 11/91-     | R   |   |         |              | 17-0188  |    | 22 | 33 |    | 90  | 100 |   | 78 |   | 792 | s10 |  |  |
| 1.9 D (47-50 kW) Eng. 1Y  |    | 11/91-9/98 |   | •   | M/T     | 13-0005      |          |    |    | 20 | 68 | 80  |     |   |    |   |     |     |  |  |
|                           |    | 11/91-9/98 |   | •   | M/T     | 14-0005      |          |    |    | 21 | 94 | 97  |     |   |    |   |     |     |  |  |
|                           |    | 11/91-9/98 |   | •   | M/T     | 15-1021      |          | 22 | 30 | 53 | 81 | 48  |     |   |    |   | 11  | 2   |  |  |
|                           |    | 11/91-9/98 |   | •   | M/T     | 16-1004      |          |    | 33 |    | 94 |     |     |   |    |   |     |     |  |  |
|                           |    | 11/91-     | L   |   |         | -ABS         | 17-0121  |    | 22 | 33 |    | 81  | 94  |   | 78 |   | 562 | s10 |  |  |
| 1.9 SDi (47 kW) Eng. AEY  |    | 97-98      |   | •   |         | 13-0005      |          |    |    | 20 | 68 | 80  |     |   |    |   |     |     |  |  |
|                           |    | 97-98      |   | •   |         | 15-1021      |          | 22 | 30 | 53 | 81 | 48  |     |   |    |   | 11  | 2   |  |  |
| 1.9 TD (55 kW) Eng. AAZ   |   | 11/91-9/98 |   | •   | M/T     | 13-0048      |          |    |    | 22 | 83 | 79  |     |   |    |   |     |     |  |  |
|                           |  | 11/91-9/98 |   | •   | M/T     | 15-1009      |          | 22 | 30 | 53 | 90 | 49  |     |   |    |   | 11  | 2   |  |  |
|                           |  | 11/91-9/98 | L   |   | •       | M/T          | 16-1010B |    |    | 33 |    | 100 |     |   |    |   |     |     |  |  |
|                           |   | 11/91-9/98 | R   |   | •       | M/T          | 16-1010A |    |    | 33 |    | 100 |     |   |    |   |     |     |  |  |
|                           |  | 11/91-     | L   |   |         |              | 17-0187  |    | 22 | 33 |    | 90  | 100 |   | 78 |   | 552 | s10 |  |  |
|                           |   | 11/91-     | R   |   |         |              | 17-0188  |    | 22 | 33 |    | 90  | 100 |   | 78 |   | 792 | s10 |  |  |
| 1.9 TDi (66 kW) Eng. 1Z   |  | 93-98      |   | •   | M/T     | 13-0048      |          |    |    | 22 | 83 | 79  |     |   |    |   |     |     |  |  |
|                           |  | 93-98      |   | •   | M/T     | 15-1009      |          | 22 | 30 | 53 | 90 | 49  |     |   |    |   | 11  | 2   |  |  |
|                           |  | 93-98      | L   |   | •       | M/T          | 16-1010B |    |    | 33 |    | 100 |     |   |    |   |     |     |  |  |
|                           |   | 93-98      | R   |   | •       | M/T          | 16-1010A |    |    | 33 |    | 100 |     |   |    |   |     |     |  |  |
|                           |  | 9/93-      | L   |   |         |              | 17-0123  |    | 22 | 33 |    | 90  | 100 |   | 78 |   | 551 | s10 |  |  |
|                           |   | 9/93-      | R   |   |         |              | 17-0124  |    | 22 | 33 |    | 90  | 100 |   | 78 |   | 783 | s10 |  |  |

































| Voyage '81-'95 |   |  | L/R |  |  | NOTE   | METELLI ref. | ABS | A  | B  | C  | D  | E  | F | H | I | L | M | Fig |   |  |
|----------------|---|---|-----|---|--|--------|--------------|-----|----|----|----|----|----|---|---|---|---|---|-----|---|--|
| 1.6            |  | 81-86   |     | •   |  | Brazil | 13-0047      |     |    |    | 20 | 68 | 80 |   |   |   |   |   |     |   |  |
|                |   | 87-95   |     | •   |  | Brazil | 13-0035      |     |    |    | 20 | 68 | 80 |   |   |   |   |   |     |   |  |
|                |  | 81-86   |     | •   |  | Brazil | 15-1049      |     | 22 | 30 | 51 | 81 | 48 |   |   |   |   |   | 11  | 3 |  |
|                |   | 87-95   |     | •   |  | Brazil | 15-1096      |     | 22 | 30 | 51 | 81 | 48 |   |   |   |   |   | 11  | 2 |  |

## VOLKSWAGEN LCV





























| Caddy I (14) '82-'92      |   |    | L/R        |  |  | NOTE          | METELLI ref.  | ABS     | A | B  | C  | D  | E  | F  | H | I  | L | M   | Fig |    |   |
|---------------------------|---|---|------------|---|--|---------------|---------------|---------|---|----|----|----|----|----|---|----|---|-----|-----|----|---|
| 1.5 (51 kW) Eng. JB       |    | 82-83   |            | •   |  | Ch 14D000062- | 13-0005       |         |   |    | 20 | 68 | 80 |    |   |    |   |     |     |    |   |
|                           |   |    | 82-83      |   | •  |               | Ch 14D000062- | 14-0005 |   |    |    | 21 | 94 | 97 |   |    |   |     |     |    |   |
|                           |    | 82-83   |            | •   |  |               | Ch 14D000062- | 15-1021 |   | 22 | 30 | 53 | 81 | 48 |   |    |   |     |     | 11 | 2 |
|                           |   |    | 82-83      |   | •  |               | Ch 14D000062- | 16-1004 |   |    | 33 |    | 94 |    |   |    |   |     |     |    |   |
|                           |   |    | 82-83      | L   |  |               | Ch 14D000062- | 17-0052 |   | 22 | 33 |    | 81 | 94 |   | 78 |   | 540 | s10 |    |   |
| 1.6 (55 kW) Eng. EM/ EW   |    | 83-92   |            | •   |  | Ch 14D000062- | 13-0005       |         |   |    | 20 | 68 | 80 |    |   |    |   |     |     |    |   |
|                           |   |    | 83-92      |   | •  |               | Ch 14D000062- | 14-0005 |   |    |    | 21 | 94 | 97 |   |    |   |     |     |    |   |
|                           |    | 83-92   |            | •   |  |               | Ch 14D000062- | 15-1021 |   | 22 | 30 | 53 | 81 | 48 |   |    |   |     |     | 11 | 2 |
|                           |   |    | 83-92      |   | •  |               | Ch 14D000062- | 16-1004 |   |    | 33 |    | 94 |    |   |    |   |     |     |    |   |
|                           |   |    | 83-92      | L   |  |               | Ch 14D000062- | 17-0052 |   | 22 | 33 |    | 81 | 94 |   | 78 |   | 540 | s10 |    |   |
| 1.6 D (40 kW) Eng. JK/ ME |    | 10/82-7/92  |            | •   |  | Ch 14D000062- | 13-0005       |         |   |    | 20 | 68 | 80 |    |   |    |   |     |     |    |   |
|                           |   |    | 10/82-7/92 |   | •  |               | Ch 14D000062- | 14-0005 |   |    |    | 21 | 94 | 97 |   |    |   |     |     |    |   |
|                           |   | 10/82-7/92  |            | •   |  |               | Ch 14D000062- | 15-1021 |   | 22 | 30 | 53 | 81 | 48 |   |    |   |     |     | 11 | 2 |
|                           |   |  | 10/82-7/92 |   | •  |               | Ch 14D000062- | 16-1004 |   |    | 33 |    | 94 |    |   |    |   |     |     |    |   |
|                           |   |  | 10/82-7/92 | L   |  |               | Ch 14D000062- | 17-0052 |   | 22 | 33 |    | 81 | 94 |   | 78 |   | 540 | s10 |    |   |
| 1.8 (70 kW) Eng. JH       |  | 85-92   |            | •   |  | Ch 14D000062- | 13-0005       |         |   |    | 20 | 68 | 80 |    |   |    |   |     |     |    |   |
|                           |   |  | 85-92      |   | •  |               | Ch 14D000062- | 14-0005 |   |    |    | 21 | 94 | 97 |   |    |   |     |     |    |   |
|                           |  | 85-92   |            | •   |  |               | Ch 14D000062- | 15-1021 |   | 22 | 30 | 53 | 81 | 48 |   |    |   |     |     | 11 | 2 |
|                           |   |  | 85-92      |   | •  |               | Ch 14D000062- | 16-1004 |   |    | 33 |    | 94 |    |   |    |   |     |     |    |   |
|                           |   |  | 85-92      | L   |  |               | Ch 14D000062- | 17-0052 |   | 22 | 33 |    | 81 | 94 |   | 78 |   | 540 | s10 |    |   |

































| <b>Caddy II (9K9) '95-'04</b>         |   |  | L/R |  |  | NOTE  | METELLI ref.   | ABS             | A  | B  | C  | D  | E   | F   | H | I  | L | M | Fig |     |  |
|---------------------------------------|---|---|-----|---|--|---|----------------|-----------------|----|----|----|----|-----|-----|---|----|---|---|-----|-----|--|
| 1.9 D (47 kW) Eng. AEF                |    | 95-   |     | •   |  |   | <b>13-0005</b> |                 |    |    | 20 | 68 | 80  |     |   |    |   |   |     |     |  |
|                                       |    | 95-   |     | •   |  |   | <b>15-1021</b> |                 | 22 | 30 | 53 | 81 | 48  |     |   |    |   |   | 11  | 2   |  |
|                                       |    | 95-   | L   |   |  |   |                | <b>17-0002</b>  |    | 22 | 33 |    | 81  | 94  |   | 78 |   |   | 540 | s10 |  |
|                                       |   | 95-   | R   |   |  |   |                | <b>17-0003</b>  |    | 22 | 33 |    | 81  | 94  |   | 78 |   |   | 774 | s10 |  |
| 1.9 SDi (47 kW) Eng. AEY/ AYQ         |    | 95-   |     | •   |  |   | <b>13-0005</b> |                 |    |    | 20 | 68 | 80  |     |   |    |   |   |     |     |  |
|                                       |    | 95-   |     | •   |  |   | <b>15-1021</b> |                 | 22 | 30 | 53 | 81 | 48  |     |   |    |   |   | 11  | 2   |  |
|                                       |    | 95-   | L   |   |  |   |                | <b>17-0002</b>  |    | 22 | 33 |    | 81  | 94  |   | 78 |   |   | 540 | s10 |  |
|                                       |   | 95-   | R   |   |  |   |                | <b>17-0003</b>  |    | 22 | 33 |    | 81  | 94  |   | 78 |   |   | 774 | s10 |  |
| 1.9 TDi (66 kW) Eng. AHU/ ALE/ ALH    |    | 9/96-   |     | •   |  |   | <b>13-0048</b> |                 |    |    | 22 | 83 | 79  |     |   |    |   |   |     |     |  |
|                                       |    | 9/96-   |     | •   |  |   | <b>15-1009</b> |                 | 22 | 30 | 53 | 90 | 49  |     |   |    |   |   | 11  | 2   |  |
|                                       |    | 9/96-   | L   |   | •  |   |                | <b>16-1010B</b> |    |    | 33 |    | 100 |     |   |    |   |   |     |     |  |
|                                       |   | 9/96-   | L   |   | •  | M/T, Eng. ALH, Exc. Doppia Frizione/Double Clutch |                | <b>16-1010C</b> |    |    | 33 |    | 100 |     |   |    |   |   |     |     |  |
|                                       |   | 9/96-   | R   |   | •  |   |                | <b>16-1010A</b> |    |    | 33 |    | 100 |     |   |    |   |   |     |     |  |
|                                       |    | 96-   | L   |   |  |   |                | <b>17-0339</b>  |    | 22 | 33 |    | 90  | 100 |   | 78 |   |   | 532 | s10 |  |
|                                       |   | 96-   | R   |   |  |   |                | <b>17-0615</b>  |    | 22 | 33 |    | 90  | 100 |   | 78 |   |   | 769 | s10 |  |
| <b>Caddy II (9U7) Pick-Up '95-'04</b> |   |  | L/R |  |  | NOTE  | METELLI ref.   | ABS             | A  | B  | C  | D  | E   | F   | H | I  | L | M | Fig |     |  |
| 1.4 (44 kW) Eng. AEX/ AKV/ APQ        |    | 95-   |     | •   |  |   | <b>13-0005</b> |                 |    |    | 20 | 68 | 80  |     |   |    |   |   |     |     |  |
|                                       |    | 95-   |     | •   |  |   | <b>15-1021</b> |                 | 22 | 30 | 53 | 81 | 48  |     |   |    |   |   | 11  | 2   |  |
| 1.4 (44 kW) Eng. AUD                  |    | 95-   |     | •   |  |   | <b>13-0005</b> |                 |    |    | 20 | 68 | 80  |     |   |    |   |   |     |     |  |
|                                       |   | 95-   |     | •   |  |   | <b>15-1021</b> |                 | 22 | 30 | 53 | 81 | 48  |     |   |    |   |   | 11  | 2   |  |
| 1.4 (55 kW) Eng. AUA                  |  | 00-   |     | •   |  |   | <b>13-0005</b> |                 |    |    | 20 | 68 | 80  |     |   |    |   |   |     |     |  |
|                                       |  | 00-   |     | •   |  |   | <b>15-1021</b> |                 | 22 | 30 | 53 | 81 | 48  |     |   |    |   |   | 11  | 2   |  |
| 1.6 (53-55 kW) Eng. 1F                |  | 95-   |     | •   |  |   | <b>13-0135</b> |                 |    |    | 21 | 78 | 83  |     |   |    |   |   |     |     |  |
|                                       |  | 95-   |     | •   |  |   | <b>15-1158</b> |                 | 22 | 22 | 47 | 83 | 56  |     |   |    |   |   | 11  | 2   |  |
| 1.6 (55 kW) Eng. AEE                  |  | 95-   |     | •   |  |   | <b>13-0135</b> |                 |    |    | 21 | 78 | 83  |     |   |    |   |   |     |     |  |
|                                       |  | 95-   |     | •   |  |   | <b>15-1158</b> |                 | 22 | 22 | 47 | 83 | 56  |     |   |    |   |   | 11  | 2   |  |
| 1.7 SDi (42 kW) Eng. AHB              |  | 96-   |     | •   |  |   | <b>13-0005</b> |                 |    |    | 20 | 68 | 80  |     |   |    |   |   |     |     |  |
|                                       |  | 96-   |     | •   |  |   | <b>15-1021</b> |                 | 22 | 30 | 53 | 81 | 48  |     |   |    |   |   | 11  | 2   |  |
|                                       |   |   |     |   |  |   |                |                 |    |    |    |    |     |     |   |    |   |   |     |     |  |

## VOLKSWAGEN LCV

































775




































| <b>Caddy II (9U7) Pick-Up '95-'04</b> |   |  | L/R |  |  | NOTE                                    | METELLI ref.    | ABS            | A  | B  | C    | D     | E    | F  | H | I  | L | M | Fig |     |  |
|---------------------------------------|---|---|-----|---|--|---|-----------------|----------------|----|----|------|-------|------|----|---|----|---|---|-----|-----|--|
| 1.9 D (47 kW) Eng. 1Y                 |    | 95-   |     | •   |  |   | <b>13-0135</b>  |                |    |    | 21   | 78    | 83   |    |   |    |   |   |     |     |  |
|                                       |    | 95-   |     | •   |  |   | <b>15-1158</b>  |                | 22 | 22 | 47   | 83    | 56   |    |   |    |   |   | 11  | 2   |  |
|                                       |    | 95-   | L   |   |  |   |                 | <b>17-0002</b> |    | 22 | 33   |       | 81   | 94 |   | 78 |   |   | 540 | s10 |  |
|                                       |   | 95-   | R   |   |  |   |                 | <b>17-0003</b> |    | 22 | 33   |       | 81   | 94 |   | 78 |   |   | 774 | s10 |  |
| 1.9 D (47 kW) Eng. AEF                |    | 95-   |     | •   |  |   | <b>13-0135</b>  |                |    |    | 21   | 78    | 83   |    |   |    |   |   |     |     |  |
|                                       |    | 95-   |     | •   |  |   | <b>15-1158</b>  |                | 22 | 22 | 47   | 83    | 56   |    |   |    |   |   | 11  | 2   |  |
|                                       |    | 95-   | L   |   |  |   |                 | <b>17-0002</b> |    | 22 | 33   |       | 81   | 94 |   | 78 |   |   | 540 | s10 |  |
|                                       |   | 95-   | R   |   |  |   |                 | <b>17-0003</b> |    | 22 | 33   |       | 81   | 94 |   | 78 |   |   | 774 | s10 |  |
| 1.9 SDi (47 kW) Eng. AEY/ AYQ         |    | 95-   |     | •   |  |   | <b>13-0005</b>  |                |    |    | 20   | 68    | 80   |    |   |    |   |   |     |     |  |
|                                       |    | 95-   |     | •   |  |   | <b>15-1021</b>  |                | 22 | 30 | 53   | 81    | 48   |    |   |    |   |   | 11  | 2   |  |
|                                       |    | 95-   | L   |   |  |   |                 | <b>17-0002</b> |    | 22 | 33   |       | 81   | 94 |   | 78 |   |   | 540 | s10 |  |
|                                       |   | 95-   | R   |   |  |   |                 | <b>17-0003</b> |    | 22 | 33   |       | 81   | 94 |   | 78 |   |   | 774 | s10 |  |
| 1.9 TDi (66 kW) Eng. AHU/ ALE         |    | 96-   |     | •   |  |   | <b>13-0048</b>  |                |    |    | 22   | 83    | 79   |    |   |    |   |   |     |     |  |
|                                       |    | 96-   |     | •   |  |   | <b>15-1009</b>  |                | 22 | 30 | 53   | 90    | 49   |    |   |    |   |   | 11  | 2   |  |
| <b>Caddy III (2KA, KB) '04-</b>       |   |  | L/R |  |  | NOTE                                    | METELLI ref.    | ABS            | A  | B  | C    | D     | E    | F  | H | I  | L | M | Fig |     |  |
| 1.2 TSi (63 kW) Eng. CBZA             |    | 10-   |     | •   |  |   | <b>13-0320</b>  |                |    |    | 25   | 90    | 107  |    |   |    |   |   |     |     |  |
|                                       |   | 10-   |     | •   |  | Doppia Frizione/Double Clutch           | <b>13-0480</b>  |                |    |    | 25,5 | 94    | 116  |    |   |    |   |   |     |     |  |
|                                       |    | 10-   |     | •   |  |   | <b>15-1463</b>  |                | 36 | 27 | 59,5 | 97,95 | 40,5 |    |   |    |   |   | 13  | 2   |  |
|                                       |   | 10-   |     | •   |  | Doppia Frizione/Double Clutch           | <b>15-1708</b>  |                | 36 | 33 | 59,5 | 93,7  | 39,8 |    |   |    |   |   | 13  | 2   |  |
| 1.2 TSi (77 kW) Eng. CBZB             |   | 10-   |     | •   |  |   | <b>13-0320</b>  |                |    |    | 25   | 90    | 107  |    |   |    |   |   |     |     |  |
|                                       |   | 10-   |     | •   |  | Doppia Frizione/Double Clutch           | <b>13-0480</b>  |                |    |    | 25,5 | 94    | 116  |    |   |    |   |   |     |     |  |
|                                       |  | 10-   |     | •   |  |   | <b>15-1463</b>  |                | 36 | 27 | 59,5 | 97,95 | 40,5 |    |   |    |   |   | 13  | 2   |  |
|                                       |   | 10-   |     | •   |  | Doppia Frizione/Double Clutch           | <b>15-1708</b>  |                | 36 | 33 | 59,5 | 93,7  | 39,8 |    |   |    |   |   | 13  | 2   |  |
| 1.4 16v (55 kW) Eng. BCA              |  | 04-   |     | •   |  |   | <b>13-0319</b>  |                |    |    | 26   | 87    | 117  |    |   |    |   |   |     |     |  |
|                                       |  | 04-   |     | •   |  |   | <b>15-1462</b>  |                | 36 | 30 | 59,6 | 89,9  | 40   |    |   |    |   |   | 13  | 2   |  |
| 1.4 16v (59 kW) Eng. BUD              |  | 06-   |     | •   |  |   | <b>13-0319</b>  |                |    |    | 26   | 87    | 117  |    |   |    |   |   |     |     |  |
|                                       |  | 06-   |     | •   |  |   | <b>15-1467</b>  |                | 36 | 30 | 59,5 | 90    | 40   |    |   |    |   |   | 13  | 2   |  |
| 1.6 (75 kW) Eng. BGU/ BSE/ BSF        |  | 04-   |     | •   |  |   | <b>13-0319</b>  |                |    |    | 26   | 87    | 117  |    |   |    |   |   |     |     |  |
|                                       |  | 04-   |     | •   |  |   | <b>15-1467</b>  |                | 36 | 30 | 59,5 | 90    | 40   |    |   |    |   |   | 13  | 2   |  |
|                                       |  | 04-05   |     |   | •  | M/T, Exc. Doppia Frizione/Double Clutch | <b>16-1010C</b> |                |    | 33 |      | 100   |      |    |   |    |   |   |     |     |  |
|                                       |   |   |     |   |  |   |                 |                |    |    |      |       |      |    |   |    |   |   |     |     |  |

| <b>Caddy III (2KA, KB) '04-</b>             |   |    | L/R |    |    | NOTE                                    | METELLI ref. | ABS | A  | B    | C     | D    | E   | F | H    | I | L     | M   | Fig |  |
|---|---|---|-----|---|--|---|--------------|-----|----|------|-------|------|-----|---|------|---|-------|-----|-----|--|
| 1.6 BiFuel (75 kW) Eng. CHGA                |    | -5/11   |     | •   |  |   | 13-0319      |     |    |      | 26    | 87   | 117 |   |      |   |       |     |     |  |
|   |   | 6/11-   |     | •   |  |   | 13-0320      |     |    |      | 25    | 90   | 107 |   |      |   |       |     |     |  |
|   |    | -5/11   |     | •   |  |   | 15-1467      | 36  | 30 | 59,5 | 90    | 40   |     |   |      |   |       | 13  | 2   |  |
|   |   | 6/11-   |     | •   |  |   | 15-1463      | 36  | 27 | 59,5 | 97,95 | 40,5 |     |   |      |   |       | 13  | 2   |  |
| 1.6 TDi (55 kW) Eng. CAYE                   |    | 10-   |     | •   |  |   | 13-0320      |     |    |      | 25    | 90   | 107 |   |      |   |       |     |     |  |
|   |    | 10-   |     | •   |  |   | 15-1463      | 36  | 27 | 59,5 | 97,95 | 40,5 |     |   |      |   |       | 13  | 2   |  |
| 1.9 TDi (55 kW) Eng. BSU                    |    | 05-   |     | •   |  |   | 13-0320      |     |    |      | 25    | 90   | 107 |   |      |   |       |     |     |  |
|   |    | 05-   |     | •   |  |   | 15-1463      | 36  | 27 | 59,5 | 97,95 | 40,5 |     |   |      |   |       | 13  | 2   |  |
|   |    | 05-   |     |   | •  | M/T, Exc. Doppia Frizione/Double Clutch | 16-1010C     |     |    | 33   |       | 100  |     |   |      |   |       |     |     |  |
|   |    | 04-   | L   |   |  | M/T                                     | 17-0883      | 36  |    |      |       | 100  | 108 |   | 40,1 |   | 514,1 | s10 |     |  |
|   |   | 04-   | R   |   |  | M/T                                     | 17-0884      | 36  |    |      |       | 100  | 108 |   | 40,1 |   | 806,1 | s10 |     |  |
| 1.9 TDi (77 kW) Eng. BJB                    |    | 04-   |     | •   |  |   | 13-0320      |     |    |      | 25    | 90   | 107 |   |      |   |       |     |     |  |
|   |    | 04-   |     | •   |  |   | 15-1463      | 36  | 27 | 59,5 | 97,95 | 40,5 |     |   |      |   |       | 13  | 2   |  |
|   |    | 04-   |     |   | •  | M/T, Exc. Doppia Frizione/Double Clutch | 16-1010C     |     |    | 33   |       | 100  |     |   |      |   |       |     |     |  |
|   |    | 04-   | L   |   |  | M/T                                     | 17-0883      | 36  |    |      |       | 100  | 108 |   | 40,1 |   | 514,1 | s10 |     |  |
|   |   | 04-   | R   |   |  | M/T                                     | 17-0884      | 36  |    |      |       | 100  | 108 |   | 40,1 |   | 806,1 | s10 |     |  |
| 1.9 TDi 4motion (77 kW) Eng. BLS            |    | 08-   |     |   | •  | M/T, Exc. Doppia Frizione/Double Clutch | 16-1010C     |     |    | 33   |       | 100  |     |   |      |   |       |     |     |  |
| 2.0 EcoFuel (80 kW) Eng. BSX                |    | 06-   |     | •   |  |   | 13-0319      |     |    |      | 26    | 87   | 117 |   |      |   |       |     |     |  |
|   |    | 06-   |     | •   |  |   | 15-1467      | 36  | 30 | 59,5 | 90    | 40   |     |   |      |   |       | 13  | 2   |  |
| 2.0 SDi (51 kW) Eng. BDJ/ BST               |   | 04-   |     | •   |  |   | 13-0319      |     |    |      | 26    | 87   | 117 |   |      |   |       |     |     |  |
|   |  | 04-   |     | •   |  |   | 15-1467      | 36  | 30 | 59,5 | 90    | 40   |     |   |      |   |       | 13  | 2   |  |
|   |  | 04-   |     |   | •  | M/T, Exc. Doppia Frizione/Double Clutch | 16-1010C     |     |    | 33   |       | 100  |     |   |      |   |       |     |     |  |
| 2.0 TDi 16v 4motion (103 kW) Eng. BMM/ CFHC |  | 07-   |     | •   |  |   | 13-0319      |     |    |      | 26    | 87   | 117 |   |      |   |       |     |     |  |
|   |  | 07-   |     | •   |  |   | 15-1467      | 36  | 30 | 59,5 | 90    | 40   |     |   |      |   |       | 13  | 2   |  |
| 2.0 TDi 4motion (81 kW) Eng. CFHF/ CLCA     |  | 10-   |     | •   |  |   | 13-0320      |     |    |      | 25    | 90   | 107 |   |      |   |       |     |     |  |
|   |  | 10-   |     | •   |  |   | 15-1463      | 36  | 27 | 59,5 | 97,95 | 40,5 |     |   |      |   |       | 13  | 2   |  |
| <b>Crafter (2E) '06-</b>                    |   |  | L/R |  |  | NOTE                                    | METELLI ref. | ABS | A  | B    | C     | D    | E   | F | H    | I | L     | M   | Fig |  |
| 2.5 TDi (65 kW) Eng. BJJ                    |  | 06-   |     | •   |  |   | 13-0332      |     |    |      | 26    | 86   | 138 |   |      |   |       |     |     |  |
|   |  | 06-   |     | •   |  |   | 15-1478      | 38  | 27 | 63   | 100   | 53,5 |     |   |      |   |       | 11  | 1   |  |

## VOLKSWAGEN LCV























777

| <b>Fox Van II '05-</b>                    |   |  | L/R |  |  | NOTE | METELLI ref. | ABS | A  | B  | C    | D    | E    | F | H     | I    | L   | M   | Fig |  |
|---|---|---|-----|---|--|------|--------------|-----|----|----|------|------|------|---|-------|------|-----|-----|-----|--|
| 1.4 TDi (51 kW) Eng. BNM                  |    | 05-   |     | •   |  | +SE  | 13-0283      |     |    |    | 26   | 87   | 117  |   |       |      |     |     |     |  |
|   |   | 05-   |     | •   |  | +SE  | 13-0368      |     |    |    | 26   | 87   | 117  |   |       |      |     |     |     |  |
|   |    | 05-   |     | •   |  | +SE  | 15-1414      |     | 36 | 30 | 52   | 90   | 43,5 |   |       |      |     | 11  | 2   |  |
|   |   | 05-   |     | •   |  | +SE  | 15-1533      |     | 36 | 30 | 51,6 | 89,8 | 42,8 |   |       |      |     | 11a | 2   |  |
| <b>Multivan V (7HM) '03-</b>              |   |  | L/R |  |  | NOTE | METELLI ref. | ABS | A  | B  | C    | D    | E    | F | H     | I    | L   | M   | Fig |  |
| 1.9 TDi (77 kW) Eng. AXB                  |    | 4/03-   |     | •   |  |      | 13-0332      |     |    |    | 26   | 86   | 138  |   |       |      |     |     |     |  |
|   |    | 4/03-   |     | •   |  |      | 15-1478      |     | 38 | 27 | 63   | 100  | 53,5 |   |       |      |     | 11  | 1   |  |
| 2.0 (85 kW) Eng. AXA                      |    | 4/03-   |     | •   |  |      | 13-0332      |     |    |    | 26   | 86   | 138  |   |       |      |     |     |     |  |
|   |    | 4/03-   |     | •   |  |      | 15-1478      |     | 38 | 27 | 63   | 100  | 53,5 |   |       |      |     | 11  | 1   |  |
| 2.0 BiTDi, 4motion (132 kW) Eng. CFCA     |    | 09-   |     | •   |  |      | 13-0507      |     |    |    | 30,5 | 104  | 125  |   |       |      |     |     |     |  |
|   |    | 09-   |     | •   |  |      | 15-1479      |     | 38 | 29 | 63   | 106  | 53   |   |       |      |     | 11  | 1   |  |
| 2.0 TDi (62 kW) Eng. CAAA                 |    | 09-   |     | •   |  |      | 13-0332      |     |    |    | 26   | 86   | 138  |   |       |      |     |     |     |  |
|   |    | 09-   |     | •   |  |      | 15-1478      |     | 38 | 27 | 63   | 100  | 53,5 |   |       |      |     | 11  | 1   |  |
| 2.0 TDi (75 kW) Eng. CAAB                 |    | 09-   |     | •   |  |      | 13-0332      |     |    |    | 26   | 86   | 138  |   |       |      |     |     |     |  |
|   |    | 09-   |     | •   |  |      | 15-1478      |     | 38 | 27 | 63   | 100  | 53,5 |   |       |      |     | 11  | 1   |  |
| 2.0 TDi, 4motion (100 kW) Eng. CAAE/ CCHB |    | 10-   |     | •   |  |      | 13-0507      |     |    |    | 30,5 | 104  | 125  |   |       |      |     |     |     |  |
|   |    | 10-   |     | •   |  |      | 15-1479      |     | 38 | 29 | 63   | 106  | 53   |   |       |      |     | 11  | 1   |  |
| 2.0 TDi, 4motion (103 kW) Eng. CAAC       |    | 09-   |     | •   |  |      | 13-0507      |     |    |    | 30,5 | 104  | 125  |   |       |      |     |     |     |  |
|   |   | 09-   |     | •   |  |      | 15-1479      |     | 38 | 29 | 63   | 106  | 53   |   |       |      |     | 11  | 1   |  |
| 2.5 TDi (120 kW) Eng. BLJ                 |  | 03-   |     | •   |  |      | 13-0507      |     |    |    | 30,5 | 104  | 125  |   |       |      |     |     |     |  |
|   |  | 03-   |     | •   |  |      | 15-1479      |     | 38 | 29 | 63   | 106  | 53   |   |       |      |     | 11  | 1   |  |
| 2.5 TDi, 4motion (128 kW) Eng. AXE/ BPC   |  | 04-   |     | •   |  |      | 13-0507      |     |    |    | 30,5 | 104  | 125  |   |       |      |     |     |     |  |
|   |  | 04-   |     | •   |  |      | 15-1479      |     | 38 | 29 | 63   | 106  | 53   |   |       |      |     | 11  | 1   |  |
|   |  | 04-   | L   |   | •  |      | 16-1031      |     |    | 30 |      | 108  | 31,5 |   |       |      |     |     | 3   |  |
|   |  | 04-   | L   |   |  |      | 17-0643      |     | 38 | 26 |      | 106  | 108  |   | 102,5 | 31,5 | 620 | s8  |     |  |
| 2.5 TDi, 4motion (96 kW) Eng. AXD/ BNZ    |  | 04-   |     | •   |  |      | 13-0507      |     |    |    | 30,5 | 104  | 125  |   |       |      |     |     |     |  |
|   |  | 04-   |     | •   |  |      | 15-1479      |     | 38 | 29 | 63   | 106  | 53   |   |       |      |     | 11  | 1   |  |
|   |  | 04-   | L   |   | •  |      | 16-1031      |     |    | 30 |      | 108  | 31,5 |   |       |      |     |     | 3   |  |
|   |  | 04-   | L   |   |  |      | 17-0643      |     | 38 | 26 |      | 106  | 108  |   | 102,5 | 31,5 | 620 | s8  |     |  |














| <b>Polo Van II (6NF) '94-</b>       |   |    | L/R |    |    | NOTE                   | METELLI ref. | ABS | A  | B  | C  | D   | E   | F | H | I | L | M   | Fig |   |
|-------------------------------------|---|---|-----|---|---|------------------------|--------------|-----|----|----|----|-----|-----|---|---|---|---|-----|-----|---|
| 1.0 (33 kW) Eng. AAU                |    | 94-   |     |   |   |                        | 13-0153      |     |    |    | 20 | 68  | 80  |   |   |   |   |     |     |   |
|                                     |    | 94-   |     |   |   |                        | 15-1190      |     | 22 | 30 | 53 | 81  | 48  |   |   |   |   |     | 11  | 2 |
| 1.4 (44 kW) Eng. AEX/ AKV/ ANX/ APQ |    | 98-   |     |   |   |                        | 13-0153      |     |    |    | 20 | 68  | 80  |   |   |   |   |     |     |   |
|                                     |    | 98-   |     |   |   |                        | 15-1190      |     | 22 | 30 | 53 | 81  | 48  |   |   |   |   |     | 11  | 2 |
| 1.7 SDi (44 kW) Eng. AKU            |    | 97-   |     |   |   |                        | 13-0153      |     |    |    | 20 | 68  | 80  |   |   |   |   |     |     |   |
|                                     |    | 97-   |     |   |   |                        | 15-1190      |     | 22 | 30 | 53 | 81  | 48  |   |   |   |   |     | 11  | 2 |
| 1.9 D (47 kW) Eng. AEF              |    | 94-   |     |   |   |                        | 13-0153      |     |    |    | 20 | 68  | 80  |   |   |   |   |     |     |   |
|                                     |    | 94-   |     |   |   |                        | 15-1190      |     | 22 | 30 | 53 | 81  | 48  |   |   |   |   |     | 11  | 2 |
| 1.9 SDi (47 kW) Eng. AGD            |    | 96-   |     |   |   |                        | 13-0153      |     |    |    | 20 | 68  | 80  |   |   |   |   |     |     |   |
|                                     |    | 96-   |     |   |   |                        | 15-1190      |     | 22 | 30 | 53 | 81  | 48  |   |   |   |   |     | 11  | 2 |
| <b>Transporter II '67-'79</b>       |   |    | L/R |    |    | NOTE                   | METELLI ref. | ABS | A  | B  | C  | D   | E   | F | H | I | L | M   | Fig |   |
| 1.6 (34 kW) Eng. AF                 |    | 67-70   |     |   |   | M/T+A/T                | 14-0001      |     |    |    | 21 | 100 | 100 |   |   |   |   |     |     |   |
|                                     |    | 67-70   |     |   |   | M/T+A/T                | 16-1001      |     |    | 33 |    | 100 |     |   |   |   |   |     |     |   |
| 1.6 (37 kW) Eng. AD/ AH/ AS         |    | 68-79   |     |   |   | M/T+A/T                | 14-0001      |     |    |    | 21 | 100 | 100 |   |   |   |   |     |     |   |
|                                     |    | 68-79   |     |   |   | M/T+A/T                | 16-1001      |     |    | 33 |    | 100 |     |   |   |   |   |     |     |   |
| 1.7 (48-49 kW) Eng. CA/ CB          |    | 8/71-12/73  |     |   |   | M/T+A/T                | 14-0001      |     |    |    | 21 | 100 | 100 |   |   |   |   |     |     |   |
|                                     |    | 8/71-12/73  |     |   |   | M/T+A/T                | 16-1001      |     |    | 33 |    | 100 |     |   |   |   |   |     |     |   |
| 1.8 (50 kW) Eng. AP                 |    | 11/73-7/75  |     |   |   | M/T+A/T                | 14-0001      |     |    |    | 21 | 100 | 100 |   |   |   |   |     |     |   |
|                                     |   | 11/73-7/75  |     |   |   | M/T+A/T                | 16-1001      |     |    | 33 |    | 100 |     |   |   |   |   |     |     |   |
| 2.0 (51-52 kW) Eng. CJ/ GD/ GE      |  | 75-79   |     |   |   | M/T+A/T                | 14-0001      |     |    |    | 21 | 100 | 100 |   |   |   |   |     |     |   |
|                                     |  | 75-79   |     |   |   | M/T+A/T                | 16-1001      |     |    | 33 |    | 100 |     |   |   |   |   |     |     |   |
| <b>Transporter III '79-'92</b>      |   |  | L/R |  |  | NOTE                   | METELLI ref. | ABS | A  | B  | C  | D   | E   | F | H | I | L | M   | Fig |   |
| 1.6 (37 kW) Eng. CT                 |  | 5/79-8/82   |     |   |   | M/T+A/T                | 14-0001      |     |    |    | 21 | 100 | 100 |   |   |   |   |     |     |   |
|                                     |  | 5/79-8/82   |     |   |   | M/T+A/T                | 16-1001      |     |    | 33 |    | 100 |     |   |   |   |   |     |     |   |
|                                     |  | 79-82   | L/R |   |   | Ch 24D000001-24N020000 | 17-0001      |     |    | 33 |    | 100 | 100 |   |   |   |   | 537 | s11 |   |
| 1.6 D (37 kW) Eng. CS               |  | 1/81-7/87   |     |   |   | M/T                    | 14-0001      |     |    |    | 21 | 100 | 100 |   |   |   |   |     |     |   |
|                                     |  | 1/81-7/87   |     |   |   | M/T                    | 16-1001      |     |    | 33 |    | 100 |     |   |   |   |   |     |     |   |
|                                     |  | 1/81-7/87   | L/R |   |   | Ch 24D000001-          | 17-0001      |     |    | 33 |    | 100 | 100 |   |   |   |   | 537 | s11 |   |






















| Transporter III '79-'92                      |   |   | L/R |   |   | NOTE                           | METELLI ref. | ABS | A  | B  | C  | D     | E   | F  | H  | I | L   | M   | Fig |   |
|--|---|--|-----|--|--|--------------------------------|--------------|-----|----|----|----|-------|-----|----|----|---|-----|-----|-----|---|
| 2.1 i (68 kW) Eng. SS                        |    | 89-7/92  |     | •  | •  | 4WD, M/T+A/T                   | 14-0001      |     |    |    | 21 | 100   | 100 |    |    |   |     |     |     |   |
|  |   | 89-7/92  |     | •  | •  | RWD, Ch 24F000001-24N015000    | 14-0012      |     |    |    | 24 | 107,5 | 120 |    |    |   |     |     |     |   |
|  |    | 89-7/92  |     | •  | •  | 4WD, M/T+A/T                   | 16-1001      |     |    | 33 |    | 100   |     |    |    |   |     |     |     |   |
|  |   | 89-7/92  |     | •  | •  | RWD, Ch 24F000001-24N015000    | 16-1014      |     |    | 28 |    | 108   |     |    |    |   |     |     |     |   |
|  |    | 89-7/92  | L/R |  |  | RWD, Ch 24F000001-24N015000    | 17-0001      |     |    | 33 |    | 100   | 100 |    |    |   |     | 537 | s11 |   |
| 2.1, Syncro (64 kW) Eng. SR                  |    | 86-7/92  |     | •  | •  | 4WD, M/T+A/T                   | 14-0001      |     |    |    | 21 | 100   | 100 |    |    |   |     |     |     |   |
|  |   | 86-7/92  |     | •  | •  | RWD, Ch 24F000001-24N015000    | 14-0012      |     |    |    | 24 | 107,5 | 120 |    |    |   |     |     |     |   |
|  |    | 86-7/92  |     | •  | •  | 4WD, M/T+A/T                   | 16-1001      |     |    | 33 |    | 100   |     |    |    |   |     |     |     |   |
|  |   | 86-7/92  |     | •  | •  | RWD, Ch 24F000001-24N015000    | 16-1014      |     |    | 28 |    | 108   |     |    |    |   |     |     |     |   |
|  |    | 86-7/92  | L/R |  |  | RWD, Ch 24F000001-24N015000    | 17-0001      |     |    | 33 |    | 100   | 100 |    |    |   |     | 537 | s11 |   |
| 2.1, Syncro (70 kW) Eng. MV                  |    | 85-7/92  |     | •  | •  | 4WD, M/T+A/T                   | 14-0001      |     |    |    | 21 | 100   | 100 |    |    |   |     |     |     |   |
|  |   | 85-7/92  |     | •  | •  | RWD, Ch 24F000001-24N015000    | 14-0012      |     |    |    | 24 | 107,5 | 120 |    |    |   |     |     |     |   |
|  |    | 85-7/92  |     | •  | •  | 4WD, M/T+A/T                   | 16-1001      |     |    | 33 |    | 100   |     |    |    |   |     |     |     |   |
|  |   | 85-7/92  |     | •  | •  | RWD, Ch 24F000001-24N015000    | 16-1014      |     |    | 28 |    | 108   |     |    |    |   |     |     |     |   |
|  |    | 85-7/92  | L/R |  |  | RWD, Ch 24F000001-24N015000    | 17-0001      |     |    | 33 |    | 100   | 100 |    |    |   |     | 537 | s11 |   |
| 2.1, Syncro (82 kW) Eng. DJ                  |    | 85-7/92  |     | •  | •  | 4WD, M/T+A/T                   | 14-0001      |     |    |    | 21 | 100   | 100 |    |    |   |     |     |     |   |
|  |   | 85-7/92  |     | •  | •  | RWD, Ch 24F000001-24N015000    | 14-0012      |     |    |    | 24 | 107,5 | 120 |    |    |   |     |     |     |   |
|  |    | 85-7/92  |     | •  | •  | 4WD, M/T+A/T                   | 16-1001      |     |    | 33 |    | 100   |     |    |    |   |     |     |     |   |
|  |   | 85-7/92  |     | •  | •  | RWD, Ch 24F000001-24N015000    | 16-1014      |     |    | 28 |    | 108   |     |    |    |   |     |     |     |   |
|  |    | 85-7/92  | L/R |  |  | RWD, Ch 24F000001-24N015000    | 17-0001      |     |    | 33 |    | 100   | 100 |    |    |   |     | 537 | s11 |   |
| Transporter IV (70XA/B/C/D, DB, 7DW) '90-'03 |   |  | L/R |  |  | NOTE                           | METELLI ref. | ABS | A  | B  | C  | D     | E   | F  | H  | I | L   | M   | Fig |   |
| 1.8 (49 kW) Eng. PD                          |  | 12/90-7/92   |     | •  |  | +/-ABS, Ch 70M020359-70N200000 | 13-0101      |     |    |    | 24 | 90    | 90  |    |    |   |     |     |     |   |
|  |   | 12/90-7/92   |     |  | •  | Ch 70M020359-70N200000         | 14-0018      |     |    |    | 24 | 57    | 100 |    |    |   |     |     |     |   |
|  |  | 12/90-7/92   |     | •  |  | +ABS, Ch 70M020359-70N200000   | 15-1124      | 48  | 38 | 33 | 60 | 98    | 34  |    |    |   |     |     | 13  | 2 |
|  |   | 12/90-7/92   |     | •  |  | -ABS, Ch 70M020359-70N200000   | 15-1123      |     | 38 | 33 | 60 | 98    | 34  |    |    |   |     |     | 13  | 2 |
|  |  | 12/90-7/92   |     |  | •  | Ch 70M020359-70N200000         | 16-1019      |     |    | 33 |    | 108   |     |    |    |   |     |     |     |   |
|  |  | 12/90-7/92   | L/R |  |  | +ABS, M/T                      | 17-0359      | 48  | 38 | 33 |    | 98    | 108 |    | 34 |   |     | 528 | s15 |   |
| 12/90-7/92                                   |   | L/R  |     |  | -ABS, M/T  | 17-0186                        |              | 38  | 33 |    | 98 | 108   |     | 34 |    |   | 528 | s14 |     |   |









# VOLKSWAGEN LCV

| Transporter IV (70XA/B/C/D, DB, 7DW) '90-'03  |  | L/R   |  |  | NOTE                           | METELLI ref.                 | ABS            | A  | B  | C  | D  | E   | F   | H  | I  | L   | M   | Fig |    |   |  |
|---|---|---|---|---|--------------------------------|------------------------------|----------------|----|----|----|----|-----|-----|----|----|-----|-----|-----|----|---|--|
| 1.9 D (44-45 kW) Eng. 1X  |  |   |   | ●   | +/-ABS, Ch 70S000001-70S061219 | <b>13-0145</b>               |                |    |    | 26 | 86 | 138 |     |    |    |     |     |     |    |   |  |
|   |   |   |   | ●   | +ABS, Ch 70M000001-70R136290   | <b>13-0101</b>               |                |    |    | 24 | 90 | 90  |     |    |    |     |     |     |    |   |  |
|   |   |   |   | ●   | -ABS, Ch 70M000001-70R136290   | <b>13-0101</b>               |                |    |    | 24 | 90 | 90  |     |    |    |     |     |     |    |   |  |
|   |  |   |   |   | ●                              | Ch 70S000001-70S061219       | <b>14-0022</b> |    |    |    | 24 | 57  | 100 |    |    |     |     |     |    |   |  |
|   |   |   |   |   | ●                              | Ch 70M000001-70R136290       | <b>14-0018</b> |    |    |    | 24 | 57  | 100 |    |    |     |     |     |    |   |  |
|   |  |   |   |   | ●                              | +ABS, Ch 70S000001-70S061219 | <b>15-1229</b> | 48 | 38 | 27 | 60 | 98  | 34  |    |    |     |     |     | 13 | 2 |  |
|   |   |   |   |   | ●                              | -ABS, Ch 70S000001-70S061219 | <b>15-1230</b> |    | 38 | 27 | 60 | 98  | 34  |    |    |     |     |     | 13 | 2 |  |
|   |   |   |   |   | ●                              | +ABS, Ch 70M000001-70R136290 | <b>15-1124</b> | 48 | 38 | 33 | 60 | 98  | 34  |    |    |     |     |     | 13 | 2 |  |
|   |   |   |   |   | ●                              | -ABS, Ch 70M000001-70R136290 | <b>15-1123</b> |    | 38 | 33 | 60 | 98  | 34  |    |    |     |     |     | 13 | 2 |  |
|   |  |   |   |   | ●                              | Ch 70S000001-70S061219       | <b>16-1024</b> |    |    | 28 |    | 108 |     |    |    |     |     |     |    |   |  |
|   |   |   |   |   | ●                              | Ch 70M000001-70R136290       | <b>16-1019</b> |    |    | 33 |    | 108 |     |    |    |     |     |     |    |   |  |
|   |  | 8/94-   | L/R   |   |                                | +ABS, M/T, Ch 70S000001-     | <b>17-0606</b> | 48 | 38 | 28 |    | 98  | 108 |    | 34 |     | 528 | s14 |    |   |  |
|   |   | 8/94-   | L/R   |   |                                | -ABS, Ch 70S000001-          | <b>17-0605</b> |    | 38 | 28 |    | 98  | 110 |    | 34 |     | 528 | s14 |    |   |  |
|   |   | 9/90-7/94   | L/R   |   |                                | +ABS, M/T, Ch -70R136290     | <b>17-0359</b> | 48 | 38 | 33 |    | 98  | 108 |    | 34 |     | 528 | s15 |    |   |  |
|   |   | 9/90-7/94   | L/R   |   |                                | -ABS, M/T, Ch -70R136290     | <b>17-0186</b> |    | 38 | 33 |    | 98  | 108 |    | 34 |     | 528 | s14 |    |   |  |
|   | 1.9 TD (50 kW) Eng. ABL   |  |   |   | ●                              | -ABS, Ch 70P032051-70R136290 | <b>13-0101</b> |    |    |    | 24 | 90  | 90  |    |    |     |     |     |    |   |  |
|   |   |   |   | ●   | +/-ABS, Ch 70S000001-          | <b>13-0145</b>               |                |    |    | 26 | 86 | 138 |     |    |    |     |     |     |    |   |  |
|    |   |   |   |   | ●                              | Ch 70P032051-70R136290       | <b>14-0018</b> |    |    |    | 24 | 57  | 100 |    |    |     |     |     |    |   |  |
|   |   |   |   |   | ●                              | Ch 70S000001-                | <b>14-0022</b> |    |    |    | 24 | 57  | 100 |    |    |     |     |     |    |   |  |
|   |   |   |   |   | ●                              | +ABS, Ch 70P032051-70R136290 | <b>15-1124</b> | 48 | 38 | 33 | 60 | 98  | 34  |    |    |     |     |     | 13 | 2 |  |
|   |   |   |   |   | ●                              | -ABS, Ch 70P032051-70R136290 | <b>15-1123</b> |    | 38 | 33 | 60 | 98  | 34  |    |    |     |     |     | 13 | 2 |  |
|   |   |   |   |   | ●                              | +ABS, Ch 70S000001-          | <b>15-1229</b> | 48 | 38 | 27 | 60 | 98  | 34  |    |    |     |     |     | 13 | 2 |  |
|   |   |   |   |   | ●                              | -ABS, Ch 70S000001-          | <b>15-1230</b> |    | 38 | 27 | 60 | 98  | 34  |    |    |     |     |     | 13 | 2 |  |
|  |   |   |   |   | ●                              | Ch 70P032051-70R136290       | <b>16-1019</b> |    |    | 33 |    | 108 |     |    |    |     |     |     |    |   |  |
|   |   |   |   |   | ●                              | Ch 70S000001-                | <b>16-1024</b> |    |    | 28 |    | 108 |     |    |    |     |     |     |    |   |  |
|  |   | 8/94-   | L/R   |   |                                | +ABS, M/T, Ch 70S000001-     | <b>17-0606</b> | 48 | 38 | 28 |    | 98  | 108 |    | 34 |     | 528 | s14 |    |   |  |
|   |   | 8/94-   | L/R   |   |                                | -ABS, Ch 70S000001-          | <b>17-0605</b> |    | 38 | 28 |    | 98  | 110 |    | 34 |     | 528 | s14 |    |   |  |
|   | 92-7/94   | L/R   |   |   | +ABS, M/T, Ch -70R136290       | <b>17-0359</b>               | 48             | 38 | 33 |    | 98 | 108 |     | 34 |    | 528 | s15 |     |    |   |  |
|   | 92-7/94   | L/R   |   |   | -ABS, M/T, Ch -70R136290       | <b>17-0186</b>               |                | 38 | 33 |    | 98 | 108 |     | 34 |    | 528 | s14 |     |    |   |  |









| Transporter IV (70XA/B/C/D, DB, 7DW) '90-'03 |   |  | L/R |  |  | NOTE                                    | METELLI ref. | ABS | A  | B  | C  | D   | E   | F | H  | I | L | M   | Fig |   |
|--|---|---|-----|---|--|---|--------------|-----|----|----|----|-----|-----|---|----|---|---|-----|-----|---|
| 2.0 (62 kW) Eng. AAC                         |  | 7/94-   |     | •   |  | +/-ABS, Ch 70S000001-                   | 13-0145      |     |    |    | 26 | 86  | 138 |   |    |   |   |     |     |   |
|  |   | 9/90-7/94   |     | •   |  | +/-ABS, M/T+A/T, Ch 70M000001-70R136290 | 13-0101      |     |    |    | 24 | 90  | 90  |   |    |   |   |     |     |   |
|  |  | 7/94-   |     | •   |  | Ch 70S000001-                           | 14-0022      |     |    |    | 24 | 57  | 100 |   |    |   |   |     |     |   |
|  |   | 9/90-7/94   |     | •   |  | M/T+A/T, Ch 70M000001-70R136290         | 14-0018      |     |    |    | 24 | 57  | 100 |   |    |   |   |     |     |   |
|  |  | 7/94-   |     | •   |  | +ABS, Ch 70S000001-                     | 15-1229      | 48  | 38 | 27 | 60 | 98  | 34  |   |    |   |   |     | 13  | 2 |
|  |   | 7/94-   |     | •   |  | -ABS, Ch 70S000001-                     | 15-1230      |     | 38 | 27 | 60 | 98  | 34  |   |    |   |   |     | 13  | 2 |
|  |   | 9/90-7/94   |     | •   |  | +ABS, Ch 70M000001-70R136290            | 15-1124      | 48  | 38 | 33 | 60 | 98  | 34  |   |    |   |   |     | 13  | 2 |
|  |  | 9/90-7/94   |     | •   |  | -ABS, M/T+A/T, Ch 70M000001-70R136290   | 15-1123      |     | 38 | 33 | 60 | 98  | 34  |   |    |   |   |     | 13  | 2 |
|  |   | 7/94-   |     | •   |  | Ch 70S000001-                           | 16-1024      |     |    | 28 |    | 108 |     |   |    |   |   |     |     |   |
|  |   | 9/90-7/94   |     | •   |  | M/T+A/T, Ch 70M000001-70R136290         | 16-1019      |     |    | 33 |    | 108 |     |   |    |   |   |     |     |   |
|  |  | 8/94-   | L/R |   |  | +ABS, M/T, Ch 70S000001-                | 17-0606      | 48  | 38 | 28 |    | 98  | 108 |   | 34 |   |   | 528 | s14 |   |
|  |   | 8/94-   | L/R |   |  | -ABS, M/T, Ch 70S000001-                | 17-0605      |     | 38 | 28 |    | 98  | 110 |   | 34 |   |   | 528 | s14 |   |
|  |   | 9/90-7/94   | L/R |   |  | +ABS, M/T, Ch -70R136290                | 17-0359      | 48  | 38 | 33 |    | 98  | 108 |   | 34 |   |   | 528 | s15 |   |
|  |   | 9/90-7/94   | L/R |   |  | -ABS, M/T, Ch -70R136290                | 17-0186      |     | 38 | 33 |    | 98  | 108 |   | 34 |   |   | 528 | s14 |   |
| 2.4 D (55 kW) Eng. AJA                       |  | 97-   |     | •   |  | +/-ABS                                  | 13-0145      |     |    |    | 26 | 86  | 138 |   |    |   |   |     |     |   |
|  |   | 97-   |     | •   |  | +ABS                                    | 15-1229      | 48  | 38 | 27 | 60 | 98  | 34  |   |    |   |   | 13  | 2   |   |
|  |   | 97-   |     | •   |  | -ABS                                    | 15-1230      |     | 38 | 27 | 60 | 98  | 34  |   |    |   |   | 13  | 2   |   |



















VOLKSWAGEN LCV

| Transporter IV (70XA/B/C/D, DB, 7DW) '90-'03 |  | L/R       |  |  | NOTE                                  | METELLI ref. | ABS | A  | B  | C   | D   | E   | F  | H   | I   | L   | M   | Fig |
|--|---|-----------|---|--|---------------------------------------|--------------|-----|----|----|-----|-----|-----|----|-----|-----|-----|-----|-----|
| 2.4 D, Syncro (57 kW) Eng. AAB               |  | 7/94-     | ●   |  | +/-ABS, M/T+A/T, Ch 70S000001-        | 13-0145      |     |    |    | 26  | 86  | 138 |    |     |     |     |     |     |
|  |   | 9/90-7/94 | ●   |  | +ABS, M/T+A/T, Ch 70M000001-70R136290 | 13-0101      |     |    |    | 24  | 90  | 90  |    |     |     |     |     |     |
|  |  | 7/94-     | ●   |  | M/T+A/T, Ch 70S000001-                | 14-0022      |     |    |    | 24  | 57  | 100 |    |     |     |     |     |     |
|  |   | 9/90-7/94 | ●   |  | A/T, Ch 70M000001-70R136290           | 14-0018      |     |    |    | 24  | 57  | 100 |    |     |     |     |     |     |
|  |  | 7/94-     | ●   |  | +ABS, M/T+A/T, Ch 70S000001-          | 15-1229      | 48  | 38 | 27 | 60  | 98  | 34  |    |     |     |     | 13  | 2   |
|  |   | 7/94-     | ●   |  | -ABS, M/T+A/T, Ch 70S000001-          | 15-1230      |     | 38 | 27 | 60  | 98  | 34  |    |     |     |     | 13  | 2   |
|  |   | 9/90-7/94 | ●   |  | M/T+A/T, Ch 70M000001-70R136290       | 15-1123      |     | 38 | 33 | 60  | 98  | 34  |    |     |     |     | 13  | 2   |
|  |  | 7/94-     | ●   |  | M/T+A/T, Ch 70S000001-                | 16-1024      |     |    |    | 28  |     | 108 |    |     |     |     |     |     |
|  |   | 9/90-7/94 | ●   |  | A/T, Ch 70M000001-70R136290           | 16-1019      |     |    | 33 |     | 108 |     |    |     |     |     |     |     |
|  |  | 8/94-     | L/R   |  | +ABS, FWD, M/T, Ch 70S000001-         | 17-0606      | 48  | 38 | 28 |     | 98  | 108 | 34 |     |     | 528 | s14 |     |
|  |   | 8/94-     | L/R   |  | +ABS, FWD, M/T, Ch 70T200001-         | 17-0757      | 48  | 38 |    |     | 98  | 108 | 34 |     |     | 536 | s14 |     |
|  |   | 8/94-     | L/R   |  | -ABS, FWD, M/T, Ch 70S000001-         | 17-0605      |     | 38 | 28 |     | 98  | 110 | 34 |     |     | 528 | s14 |     |
|  |   | 8/94-     | L/R   |  | -ABS, FWD, M/T, Ch 70T200001-         | 17-0755      |     | 38 |    |     | 98  | 108 | 34 |     |     | 536 | s14 |     |
|  |   | 8/94-     | R   |  | +ABS, FWD, A/T, Ch 70T199999          | 17-0606      | 48  | 38 | 28 |     | 98  | 108 | 34 |     |     | 528 | s14 |     |
|  |   | 8/94-     | R   |  | -ABS, FWD, A/T, Ch -70T199999         | 17-0605      |     | 38 | 28 |     | 98  | 110 | 34 |     |     | 528 | s14 |     |
|  |   | 9/90-7/94 | L/R   |  | +ABS, FWD, M/T, Ch -70R136290         | 17-0359      | 48  | 38 | 33 |     | 98  | 108 | 34 |     |     | 528 | s15 |     |
|  |   | 9/90-7/94 | L/R   |  | -ABS, FWD, M/T, Ch -70R136290         | 17-0186      |     | 38 | 33 |     | 98  | 108 | 34 |     |     | 528 | s14 |     |
|  |   | 90-       | L   |  | +ABS, FWD, A/T, Ch -70R136290         | 17-0750      | 48  | 38 |    |     | 98  | 108 | 34 |     |     | 517 | s14 |     |
|  |   | 90-       | L   |  | -ABS, FWD, A/T, Ch -70R136290         | 17-0749      |     | 38 |    |     | 98  | 108 | 34 |     |     | 517 | s14 |     |
|  | 90-7/94   | R         |   | +ABS, FWD, A/T, Ch -70R136290  | 17-0359                               | 48           | 38  | 33 |    | 98  | 108 | 34  |    |     | 528 | s15 |     |     |
| 90-7/94                                      | R   |           | -ABS, FWD, A/T, Ch -70R136290   | 17-0186  |                                       | 38           | 33  |    | 98 | 108 | 34  |     |    | 528 | s14 |     |     |     |

| Transporter IV (70XA/B/C/D, DB, 7DW) '90-'03 |   |  | L/R |  |  | NOTE                                    | METELLI ref.   | ABS | A  | B  | C   | D   | E   | F | H  | I   | L   | M   | Fig |   |
|--|---|---|-----|---|--|---|----------------|-----|----|----|-----|-----|-----|---|----|-----|-----|-----|-----|---|
| 2.5 (81 kW) Eng. AAF/ ACU                    |  | 7/94-   |     | ●   |  | +/-ABS, FWD, M/T+A/T, Ch 70S000001-     | <b>13-0145</b> |     |    |    | 26  | 86  | 138 |   |    |     |     |     |     |   |
|  |   | 9/90-7/94   |     | ●   |  | +/-ABS, M/T+A/T, Ch 70M000001-70R136290 | <b>13-0101</b> |     |    |    | 24  | 90  | 90  |   |    |     |     |     |     |   |
|  |  | 7/94-   |     | ●   |  | FWD, M/T+A/T, Ch 70S000001-             | <b>14-0022</b> |     |    |    | 24  | 57  | 100 |   |    |     |     |     |     |   |
|  |   | 9/90-7/94   |     | ●   |  | M/T+A/T, Ch 70M000001-70R136290         | <b>14-0018</b> |     |    |    | 24  | 57  | 100 |   |    |     |     |     |     |   |
|  |  | 7/94-   |     | ●   |  | +ABS, FWD, M/T+A/T, Ch 70S000001-       | <b>15-1229</b> | 48  | 38 | 27 | 60  | 98  | 34  |   |    |     |     |     | 13  | 2 |
|  |   | 7/94-   |     | ●   |  | -ABS, FWD, M/T+A/T, Ch 70S000001-       | <b>15-1230</b> |     | 38 | 27 | 60  | 98  | 34  |   |    |     |     |     | 13  | 2 |
|  |   | 9/90-7/94   |     | ●   |  | +ABS, M/T+A/T, Ch 70M000001-70R136290   | <b>15-1124</b> | 48  | 38 | 33 | 60  | 98  | 34  |   |    |     |     |     | 13  | 2 |
|  |  | 9/90-7/94   |     | ●   |  | -ABS, M/T+A/T, Ch 70M000001-70R136290   | <b>15-1123</b> |     | 38 | 33 | 60  | 98  | 34  |   |    |     |     |     | 13  | 2 |
|  |   | 7/94-   |     | ●   |  | FWD, M/T+A/T, Ch 70S000001-             | <b>16-1024</b> |     |    | 28 |     | 108 |     |   |    |     |     |     |     |   |
|  |   | 9/90-7/94   |     | ●   |  | M/T+A/T, Ch 70M000001-70R136290         | <b>16-1019</b> |     |    | 33 |     | 108 |     |   |    |     |     |     |     |   |
|  |  | 8/94-   | L/R |   |  | +ABS, M/T, Ch 70S000001-                | <b>17-0606</b> | 48  | 38 | 28 |     | 98  | 108 |   | 34 |     |     | 528 | s14 |   |
|  |   | 8/94-   | L/R |   |  | +ABS, FWD, M/T, Ch 70T200001-           | <b>17-0757</b> | 48  | 38 |    |     | 98  | 108 |   | 34 |     |     | 536 | s14 |   |
|  |   | 8/94-   | L/R |   |  | -ABS, M/T, Ch 70S000001-                | <b>17-0605</b> |     | 38 | 28 |     | 98  | 110 |   | 34 |     |     | 528 | s14 |   |
|  |   | 8/94-   | L/R |   |  | -ABS, FWD, M/T, Ch 70T200001-           | <b>17-0755</b> |     | 38 |    |     | 98  | 108 |   | 34 |     |     | 536 | s14 |   |
|  |   | 8/94-   | R   |   |  | +ABS, A/T, Ch 70T199999                 | <b>17-0606</b> | 48  | 38 | 28 |     | 98  | 108 |   | 34 |     |     | 528 | s14 |   |
|  |   | 8/94-   | R   |   |  | -ABS, A/T, Ch -70T199999                | <b>17-0605</b> |     | 38 | 28 |     | 98  | 110 |   | 34 |     |     | 528 | s14 |   |
|  |   | 9/90-7/94   | L/R |   |  | +ABS, M/T, Ch -70R136290                | <b>17-0359</b> | 48  | 38 | 33 |     | 98  | 108 |   | 34 |     |     | 528 | s15 |   |
|  |   | 9/90-7/94   | L/R |   |  | -ABS, M/T, Ch -70R136290                | <b>17-0186</b> |     | 38 | 33 |     | 98  | 108 |   | 34 |     |     | 528 | s14 |   |
|  |   | 90-   | L   |   |  | +ABS, A/T, Ch -70R136290                | <b>17-0750</b> | 48  | 38 |    |     | 98  | 108 |   | 34 |     |     | 517 | s14 |   |
|  |   | 90-   | L   |   |  | -ABS, A/T, Ch -70R136290                | <b>17-0749</b> |     | 38 |    |     | 98  | 108 |   | 34 |     |     | 517 | s14 |   |
| 90-7/94                                      | R   |   |     | +ABS, A/T, Ch -70R136290  | <b>17-0359</b>   | 48                                      | 38             | 33  |    | 98 | 108 |     | 34  |   |    | 528 | s15 |     |     |   |
| 90-7/94                                      | R   |   |     | -ABS, A/T, Ch -70R136290  | <b>17-0186</b>   |   | 38             | 33  |    | 98 | 108 |     | 34  |   |    | 528 | s14 |     |     |   |





















# VOLKSWAGEN LCV
































| Transporter IV (70XA/B/C/D, DB, 7DW) '90-'03 |  | L/R       |  |  | NOTE                                    | METELLI ref.                          | ABS            | A  | B  | C  | D  | E   | F   | H  | I  | L   | M   | Fig |    |   |
|--|---|-----------|---|---|---|---------------------------------------|----------------|----|----|----|----|-----|-----|----|----|-----|-----|-----|----|---|
| 2.5 (81 kW) Eng. AEN/ AEU                    |  | 7/94-     |   | ●   | +/-ABS, FWD, M/T+A/T, Ch 70S000001-     | <b>13-0145</b>                        |                |    |    | 26 | 86 | 138 |     |    |    |     |     |     |    |   |
|  |   | 9/90-7/94 |   | ●   | +/-ABS, M/T+A/T, Ch 70M000001-70R136290 | <b>13-0101</b>                        |                |    |    | 24 | 90 | 90  |     |    |    |     |     |     |    |   |
|  |  | 7/94-     |   |   | ●                                       | FWD, M/T+A/T, Ch 70S000001-           | <b>14-0022</b> |    |    |    | 24 | 57  | 100 |    |    |     |     |     |    |   |
|  |   | 9/90-7/94 |   |   | ●                                       | M/T+A/T, Ch 70M000001-70R136290       | <b>14-0018</b> |    |    |    | 24 | 57  | 100 |    |    |     |     |     |    |   |
|  |  | 7/94-     |   |   | ●                                       | +ABS, FWD, M/T+A/T, Ch 70S000001-     | <b>15-1229</b> | 48 | 38 | 27 | 60 | 98  | 34  |    |    |     |     |     | 13 | 2 |
|  |   | 7/94-     |   |   | ●                                       | -ABS, FWD, M/T+A/T, Ch 70S000001-     | <b>15-1230</b> |    | 38 | 27 | 60 | 98  | 34  |    |    |     |     |     | 13 | 2 |
|  |   | 9/90-7/94 |   |   | ●                                       | +ABS, M/T+A/T, Ch 70M000001-70R136290 | <b>15-1124</b> | 48 | 38 | 33 | 60 | 98  | 34  |    |    |     |     |     | 13 | 2 |
|  |   | 9/90-7/94 |   |   | ●                                       | -ABS, M/T+A/T, Ch 70M000001-70R136290 | <b>15-1123</b> |    | 38 | 33 | 60 | 98  | 34  |    |    |     |     |     | 13 | 2 |
|  |  | 7/94-     |   |   | ●                                       | FWD, M/T+A/T, Ch 70S000001-           | <b>16-1024</b> |    |    | 28 |    | 108 |     |    |    |     |     |     |    |   |
|  |   | 9/90-7/94 |   |   | ●                                       | M/T+A/T, Ch 70M000001-70R136290       | <b>16-1019</b> |    |    | 33 |    | 108 |     |    |    |     |     |     |    |   |
|  |  | 8/94-     | L/R   |   |   | +ABS, M/T, Ch 70S000001-              | <b>17-0606</b> | 48 | 38 | 28 |    | 98  | 108 |    | 34 |     | 528 | s14 |    |   |
|  |   | 8/94-     | L/R   |   |   | +ABS, FWD, M/T, Ch 70T200001-         | <b>17-0757</b> | 48 | 38 |    |    | 98  | 108 |    | 34 |     | 536 | s14 |    |   |
|  |   | 8/94-     | L/R   |   |   | -ABS, M/T, Ch 70S000001-              | <b>17-0605</b> |    | 38 | 28 |    | 98  | 110 |    | 34 |     | 528 | s14 |    |   |
|  |   | 8/94-     | L/R   |   |   | -ABS, FWD, M/T, Ch 70T200001-         | <b>17-0755</b> |    | 38 |    |    | 98  | 108 |    | 34 |     | 536 | s14 |    |   |
|  |   | 8/94-     | R   |   |   | +ABS, A/T, Ch 70T199999               | <b>17-0606</b> | 48 | 38 | 28 |    | 98  | 108 |    | 34 |     | 528 | s14 |    |   |
|  |   | 8/94-     | R   |   |   | -ABS, A/T, Ch -70T199999              | <b>17-0605</b> |    | 38 | 28 |    | 98  | 110 |    | 34 |     | 528 | s14 |    |   |
|  |   | 9/90-7/94 | L/R   |   |   | +ABS, M/T, Ch -70R136290              | <b>17-0359</b> | 48 | 38 | 33 |    | 98  | 108 |    | 34 |     | 528 | s15 |    |   |
|  |   | 9/90-7/94 | L/R   |   |   | -ABS, M/T, Ch -70R136290              | <b>17-0186</b> |    | 38 | 33 |    | 98  | 108 |    | 34 |     | 528 | s14 |    |   |
|  |   | 90-       | L   |   |   | +ABS, A/T, Ch -70R136290              | <b>17-0750</b> | 48 | 38 |    |    | 98  | 108 |    | 34 |     | 517 | s14 |    |   |
|  |   | 90-       | L   |   |   | -ABS, A/T, Ch -70R136290              | <b>17-0749</b> |    | 38 |    |    | 98  | 108 |    | 34 |     | 517 | s14 |    |   |
| 90-7/94                                      |   | R         |   |   | +ABS, A/T, Ch -70R136290                | <b>17-0359</b>                        | 48             | 38 | 33 |    | 98 | 108 |     | 34 |    | 528 | s15 |     |    |   |
| 90-7/94                                      |   | R         |   |   | -ABS, A/T, Ch -70R136290                | <b>17-0186</b>                        |                | 38 | 33 |    | 98 | 108 |     | 34 |    | 528 | s14 |     |    |   |








































| Transporter IV (70XA/B/C/D, DB, 7DW) '90-'03 |    | L/R     |  |  | NOTE                                | METELLI ref.                  | ABS            | A  | B  | C  | D   | E   | F   | H | I  | L | M   | Fig |   |
|--|---|---------|---|---|-------------------------------------|-------------------------------|----------------|----|----|----|-----|-----|-----|---|----|---|-----|-----|---|
| 2.5 Syncro (81 kW) Eng. AAF/ ACU             |    | 7/94-   |   | ●   | +/-ABS, FWD, M/T+A/T, Ch 70S000001- | <b>13-0145</b>                |                |    |    | 26 | 86  | 138 |     |   |    |   |     |     |   |
|  |    | 7/94-   |   | ●   | FWD, M/T+A/T, Ch 70S000001-         | <b>14-0022</b>                |                |    |    | 24 | 57  | 100 |     |   |    |   |     |     |   |
|  |    | 7/94-   |   | ●   | +ABS, FWD, M/T+A/T, Ch 70S000001-   | <b>15-1229</b>                | 48             | 38 | 27 | 60 | 98  | 34  |     |   |    |   |     | 13  | 2 |
|  |   | 7/94-   |   | ●   | -ABS, FWD, M/T+A/T, Ch 70S000001-   | <b>15-1230</b>                |                | 38 | 27 | 60 | 98  | 34  |     |   |    |   |     | 13  | 2 |
|  |    | 7/94-   |   | ●   | FWD, M/T+A/T, Ch 70S000001-         | <b>16-1024</b>                |                |    | 28 |    | 108 |     |     |   |    |   |     |     |   |
|  |    | 8/94-   | L/R   |   |                                     | +ABS, FWD, M/T, Ch 70T200001- | <b>17-0757</b> | 48 | 38 |    |     | 98  | 108 |   | 34 |   | 536 | s14 |   |
|  |   | 8/94-   | L/R   |   |                                     | -ABS, FWD, M/T, Ch 70T200001- | <b>17-0755</b> |    | 38 |    |     | 98  | 108 |   | 34 |   | 536 | s14 |   |
|  |   | 8/94-   | R   |   |                                     | +ABS, FWD, A/T, Ch 70T199999  | <b>17-0606</b> | 48 | 38 | 28 |     | 98  | 108 |   | 34 |   | 528 | s14 |   |
|  |   | 8/94-   | R   |   |                                     | -ABS, FWD, A/T, Ch -70T199999 | <b>17-0605</b> |    | 38 | 28 |     | 98  | 110 |   | 34 |   | 528 | s14 |   |
|  |   | 90-     | L   |   |                                     | +ABS, FWD, A/T, Ch -70R136290 | <b>17-0750</b> | 48 | 38 |    |     | 98  | 108 |   | 34 |   | 517 | s14 |   |
|  |   | 90-     | L   |   |                                     | -ABS, FWD, A/T, Ch -70R136290 | <b>17-0749</b> |    | 38 |    |     | 98  | 108 |   | 34 |   | 517 | s14 |   |
|  |   | 90-7/94 | R   |   |                                     | +ABS, FWD, A/T, Ch -70R136290 | <b>17-0359</b> | 48 | 38 | 33 |     | 98  | 108 |   | 34 |   | 528 | s15 |   |
|  |   | 90-7/94 | R   |   |                                     | -ABS, FWD, A/T, Ch -70R136290 | <b>17-0186</b> |    | 38 | 33 |     | 98  | 108 |   | 34 |   | 528 | s14 |   |
| 2.5 Syncro (81 kW) Eng. AEN/ AEU             |    | 7/94-   |   | ●   | +/-ABS, FWD, M/T+A/T, Ch 70S000001- | <b>13-0145</b>                |                |    |    | 26 | 86  | 138 |     |   |    |   |     |     |   |
|  |    | 7/94-   |   | ●   | FWD, M/T+A/T, Ch 70S000001-         | <b>14-0022</b>                |                |    |    | 24 | 57  | 100 |     |   |    |   |     |     |   |
|  |    | 7/94-   |   | ●   | +ABS, FWD, M/T+A/T, Ch 70S000001-   | <b>15-1229</b>                | 48             | 38 | 27 | 60 | 98  | 34  |     |   |    |   |     | 13  | 2 |
|  |   | 7/94-   |   | ●   | -ABS, FWD, M/T+A/T, Ch 70S000001-   | <b>15-1230</b>                |                | 38 | 27 | 60 | 98  | 34  |     |   |    |   |     | 13  | 2 |
|  |    | 7/94-   |   | ●   | FWD, M/T+A/T, Ch 70S000001-         | <b>16-1024</b>                |                |    | 28 |    | 108 |     |     |   |    |   |     |     |   |
|  |  | 8/94-   | L/R   |   |                                     | +ABS, FWD, M/T, Ch 70T200001- | <b>17-0757</b> | 48 | 38 |    |     | 98  | 108 |   | 34 |   | 536 | s14 |   |
|  |   | 8/94-   | L/R   |   |                                     | -ABS, FWD, M/T, Ch 70T200001- | <b>17-0755</b> |    | 38 |    |     | 98  | 108 |   | 34 |   | 536 | s14 |   |
|  |   | 8/94-   | R   |   |                                     | +ABS, FWD, A/T, Ch 70T199999  | <b>17-0606</b> | 48 | 38 | 28 |     | 98  | 108 |   | 34 |   | 528 | s14 |   |
|  |   | 8/94-   | R   |   |                                     | -ABS, FWD, A/T, Ch -70T199999 | <b>17-0605</b> |    | 38 | 28 |     | 98  | 110 |   | 34 |   | 528 | s14 |   |
|  |   | 90-     | L   |   |                                     | +ABS, FWD, A/T, Ch -70R136290 | <b>17-0750</b> | 48 | 38 |    |     | 98  | 108 |   | 34 |   | 517 | s14 |   |
|  |   | 90-     | L   |   |                                     | -ABS, FWD, A/T, Ch -70R136290 | <b>17-0749</b> |    | 38 |    |     | 98  | 108 |   | 34 |   | 517 | s14 |   |
|  |   | 90-7/94 | R   |   |                                     | +ABS, FWD, A/T, Ch -70R136290 | <b>17-0359</b> | 48 | 38 | 33 |     | 98  | 108 |   | 34 |   | 528 | s15 |   |
|  |   | 90-7/94 | R   |   |                                     | -ABS, FWD, A/T, Ch -70R136290 | <b>17-0186</b> |    | 38 | 33 |     | 98  | 108 |   | 34 |   | 528 | s14 |   |
| 2.5 Syncro (85 kW) Eng. AET/ APL/ AVT        |  | 96-     |   | ●   | +/-ABS, FWD, M/T+A/T, Ch 70S000001- | <b>13-0145</b>                |                |    |    | 26 | 86  | 138 |     |   |    |   |     |     |   |
|  |  | 96-     |   | ●   | FWD, M/T+A/T, Ch 70S000001-         | <b>14-0022</b>                |                |    |    | 24 | 57  | 100 |     |   |    |   |     |     |   |
|  |  | 96-     |   | ●   | +ABS, FWD, M/T+A/T, Ch 70S000001-   | <b>15-1229</b>                | 48             | 38 | 27 | 60 | 98  | 34  |     |   |    |   |     | 13  | 2 |
|  |   | 96-     |   | ●   | -ABS, FWD, M/T+A/T, Ch 70S000001-   | <b>15-1230</b>                |                | 38 | 27 | 60 | 98  | 34  |     |   |    |   |     | 13  | 2 |
|  |  | 96-     |   | ●   | FWD, M/T+A/T, Ch 70S000001-         | <b>16-1024</b>                |                |    | 28 |    | 108 |     |     |   |    |   |     |     |   |
|  |  | 96-     | L/R   |   |                                     | +ABS, FWD, M/T, Ch 70T200001- | <b>17-0757</b> | 48 | 38 |    |     | 98  | 108 |   | 34 |   | 536 | s14 |   |
|  |   | 96-     | L/R   |   |                                     | -ABS, FWD, M/T, Ch 70T200001- | <b>17-0755</b> |    | 38 |    |     | 98  | 108 |   | 34 |   | 536 | s14 |   |




















































# VOLKSWAGEN LCV






















| Transporter IV (70XA/B/C/D, DB, 7DW) '90-'03 |    | L/R   |  |  | NOTE                                | METELLI ref.                  | ABS            | A  | B  | C  | D   | E   | F   | H  | I   | L   | M   | Fig |    |   |
|--|---|-------|---|---|-------------------------------------|-------------------------------|----------------|----|----|----|-----|-----|-----|----|-----|-----|-----|-----|----|---|
| 2.5 TDi (111 kW) Eng. AHY/ AXG               |    | 98-   |   | ●   | +/-ABS                              | <b>13-0145</b>                |                |    |    | 26 | 86  | 138 |     |    |     |     |     |     |    |   |
|  |    | 98-   |   | ●   | +ABS                                | <b>15-1229</b>                | 48             | 38 | 27 | 60 | 98  | 34  |     |    |     |     | 13  | 2   |    |   |
|  |   | 98-   |   | ●   | -ABS                                | <b>15-1230</b>                |                | 38 | 27 | 60 | 98  | 34  |     |    |     |     |     | 13  | 2  |   |
|  |    | 98-   | L/R   |   |                                     | +ABS, M/T                     | <b>17-0608</b> | 48 | 38 |    |     | 98  |     |    | 34  |     | 550 | s14 |    |   |
| 2.5 TDi (65 kW) Eng. AJT/ AYY                |    | 98-   |   | ●   | +/-ABS, M/T+A/T                     | <b>13-0145</b>                |                |    |    | 26 | 86  | 138 |     |    |     |     |     |     |    |   |
|  |    | 98-   |   | ●   | M/T+A/T                             | <b>14-0022</b>                |                |    |    | 24 | 57  | 100 |     |    |     |     |     |     |    |   |
|  |    | 98-   |   | ●   | +ABS, M/T+A/T                       | <b>15-1229</b>                | 48             | 38 | 27 | 60 | 98  | 34  |     |    |     |     |     | 13  | 2  |   |
|  |   | 98-   |   | ●   | -ABS, M/T+A/T                       | <b>15-1230</b>                |                | 38 | 27 | 60 | 98  | 34  |     |    |     |     |     |     | 13 | 2 |
|  |    | 98-   |   | ●   | M/T+A/T                             | <b>16-1024</b>                |                |    | 28 |    | 108 |     |     |    |     |     |     |     |    |   |
| 2.5 TDi (75 kW) Eng. ACV/ AUF/ AYC           |    | 95-   |   | ●   | +/-ABS, M/T+A/T, Ch 70S061220-      | <b>13-0145</b>                |                |    |    | 26 | 86  | 138 |     |    |     |     |     |     |    |   |
|  |    | 95-   |   | ●   | M/T+A/T, Ch 70S061220-              | <b>14-0022</b>                |                |    |    | 24 | 57  | 100 |     |    |     |     |     |     |    |   |
|  |    | 95-   |   | ●   | +ABS, M/T+A/T, Ch 70S061220-        | <b>15-1229</b>                | 48             | 38 | 27 | 60 | 98  | 34  |     |    |     |     |     | 13  | 2  |   |
|  |   | 95-   |   | ●   | -ABS, M/T+A/T, Ch 70S061220-        | <b>15-1230</b>                |                | 38 | 27 | 60 | 98  | 34  |     |    |     |     |     |     | 13 | 2 |
|  |    | 95-   |   | ●   | M/T+A/T, Ch 70S061220-              | <b>16-1024</b>                |                |    | 28 |    | 108 |     |     |    |     |     |     |     |    |   |
|  |    | 95-   | L   |   |                                     | +ABS, A/T, Ch -70T199999      | <b>17-0750</b> | 48 | 38 |    |     | 98  | 108 |    | 34  |     | 517 | s14 |    |   |
|  |   | 95-   | L   |   |                                     | -ABS, A/T, Ch -70T199999      | <b>17-0749</b> |    | 38 |    |     | 98  | 108 |    | 34  |     | 517 | s14 |    |   |
|  |   | 95-   | L/R   |   |                                     | +ABS, M/T                     | <b>17-0606</b> | 48 | 38 | 28 |     | 98  | 108 |    | 34  |     | 528 | s14 |    |   |
|  |   | 95-   | L/R   |   |                                     | +ABS, FWD, M/T, Ch 70T200001- | <b>17-0757</b> | 48 | 38 |    |     | 98  | 108 |    | 34  |     | 536 | s14 |    |   |
|  |   | 95-   | L/R   |   |                                     | -ABS, M/T                     | <b>17-0605</b> |    | 38 | 28 |     | 98  | 110 |    | 34  |     | 528 | s14 |    |   |
|  |   | 95-   | L/R   |   |                                     | -ABS, FWD, M/T, Ch 70T200001- | <b>17-0755</b> |    | 38 |    |     | 98  | 108 |    | 34  |     | 536 | s14 |    |   |
|  |   | 95-   | R   |   |                                     | +ABS, A/T, Ch -70T199999      | <b>17-0606</b> | 48 | 38 | 28 |     | 98  | 108 |    | 34  |     | 528 | s14 |    |   |
|  | 95-   | R     |   |   | -ABS, A/T, Ch -70T199999            | <b>17-0605</b>                |                | 38 | 28 |    | 98  | 110 |     | 34 |     | 528 | s14 |     |    |   |
| 2.5 TDi Syncro (75 kW) Eng. ACV/ AXL         |  | 1/95- |   | ●   | +/-ABS, FWD, M/T+A/T, Ch 70S061220- | <b>13-0145</b>                |                |    |    | 26 | 86  | 138 |     |    |     |     |     |     |    |   |
|  |  | 1/95- |   | ●   | FWD, M/T+A/T, Ch 70S061220-         | <b>14-0022</b>                |                |    |    | 24 | 57  | 100 |     |    |     |     |     |     |    |   |
|  |  | 1/95- |   | ●   | +ABS, FWD, M/T+A/T, Ch 70S061220-   | <b>15-1229</b>                | 48             | 38 | 27 | 60 | 98  | 34  |     |    |     |     |     | 13  | 2  |   |
|  |   | 1/95- |   | ●   | -ABS, FWD, M/T+A/T, Ch 70S061220-   | <b>15-1230</b>                |                | 38 | 27 | 60 | 98  | 34  |     |    |     |     |     |     | 13 | 2 |
|  |  | 1/95- |   | ●   | FWD, M/T+A/T, Ch 70S061220-         | <b>16-1024</b>                |                |    | 28 |    | 108 |     |     |    |     |     |     |     |    |   |
|  |  | 95-   | L   |   |                                     | +ABS, FWD, A/T, Ch -70T199999 | <b>17-0750</b> | 48 | 38 |    |     | 98  | 108 |    | 34  |     | 517 | s14 |    |   |
|  |   | 95-   | L   |   |                                     | -ABS, FWD, A/T, Ch -70T199999 | <b>17-0749</b> |    | 38 |    |     | 98  | 108 |    | 34  |     | 517 | s14 |    |   |
|  |   | 95-   | L/R   |   |                                     | +ABS, FWD, M/T, Ch 70T200001- | <b>17-0757</b> | 48 | 38 |    |     | 98  | 108 |    | 34  |     | 536 | s14 |    |   |
|  |   | 95-   | L/R   |   |                                     | -ABS, FWD, M/T, Ch 70T200001- | <b>17-0755</b> |    | 38 |    |     | 98  | 108 |    | 34  |     | 536 | s14 |    |   |
|  |   | 95-   | R   |   |                                     | +ABS, FWD, A/T, Ch 70T199999  | <b>17-0606</b> | 48 | 38 | 28 |     | 98  | 108 |    | 34  |     | 528 | s14 |    |   |
| 95-  | R   |       |   | -ABS, FWD, A/T, Ch -70T199999   | <b>17-0605</b>                      |                               | 38             | 28 |    | 98 | 110 |     | 34  |    | 528 | s14 |     |     |    |   |
































| Transporter IV (70XA/B/C/D, DB, 7DW) '90-'03 |   |    | L/R   |  |  | NOTE                          | METELLI ref. | ABS | A  | B  | C    | D   | E    | F | H     | I    | L   | M   | Fig |   |
|--|---|---|-------|---|--|-------------------------------|--------------|-----|----|----|------|-----|------|---|-------|------|-----|-----|-----|---|
| 2.8 VR6 (103 kW) Eng. AES                    |    | 95-   | L/R   |   |  | +ABS, FWD, M/T, Ch 70T200001- | 17-0757      | 48  | 38 |    |      | 98  | 108  |   | 34    |      |     | 536 | s14 |   |
|  |   | 95-   | L/R   |   |  | -ABS, FWD, M/T, Ch 70T200001- | 17-0755      |     | 38 |    |      | 98  | 108  |   | 34    |      |     | 536 | s14 |   |
| Transporter V (7HA/B/H/J, JD/E/L) '03-       |   |    | L/R   |  |  | NOTE                          | METELLI ref. | ABS | A  | B  | C    | D   | E    | F | H     | I    | L   | M   | Fig |   |
| 1.9 TDi (63 kW) Eng. AXC                     |    | 4/03-   |       | •   |  |                               | 13-0332      |     |    |    | 26   | 86  | 138  |   |       |      |     |     |     |   |
|  |   |    | 4/03- |   | •  |                               | 15-1478      |     | 38 | 27 | 63   | 100 | 53,5 |   |       |      |     |     | 11  | 1 |
| 1.9 TDi (77 kW) Eng. AXB                     |    | 03-   |       | •   |  |                               | 13-0332      |     |    |    | 26   | 86  | 138  |   |       |      |     |     |     |   |
|  |   |    | 03-   |   | •  |                               | 15-1478      |     | 38 | 27 | 63   | 100 | 53,5 |   |       |      |     |     | 11  | 1 |
| 2.0 (85 kW) Eng. AXA                         |    | 4/03-   |       | •   |  |                               | 13-0332      |     |    |    | 26   | 86  | 138  |   |       |      |     |     |     |   |
|  |   |    | 4/03- |   | •  |                               | 15-1478      |     | 38 | 27 | 63   | 100 | 53,5 |   |       |      |     |     | 11  | 1 |
| 2.0 BiTDi, 4motion (132 kW) Eng. CFCA        |    | 09-   |       | •   |  |                               | 13-0507      |     |    |    | 30,5 | 104 | 125  |   |       |      |     |     |     |   |
|  |   |    | 09-   |   | •  |                               | 15-1479      |     | 38 | 29 | 63   | 106 | 53   |   |       |      |     |     | 11  | 1 |
| 2.0 TDi (62 kW) Eng. CAAA                    |    | 09-   |       | •   |  |                               | 13-0332      |     |    |    | 26   | 86  | 138  |   |       |      |     |     |     |   |
|  |   |    | 09-   |   | •  |                               | 15-1478      |     | 38 | 27 | 63   | 100 | 53,5 |   |       |      |     |     | 11  | 1 |
| 2.0 TDi (75 kW) Eng. CAAB                    |    | 09-   |       | •   |  |                               | 13-0332      |     |    |    | 26   | 86  | 138  |   |       |      |     |     |     |   |
|  |   |    | 09-   |   | •  |                               | 15-1478      |     | 38 | 27 | 63   | 100 | 53,5 |   |       |      |     |     | 11  | 1 |
| 2.0 TDi, 4motion (100 kW) Eng. CAAE/ CCHB    |    | 10-   |       | •   |  |                               | 13-0507      |     |    |    | 30,5 | 104 | 125  |   |       |      |     |     |     |   |
|  |   |    | 10-   |   | •  |                               | 15-1479      |     | 38 | 29 | 63   | 106 | 53   |   |       |      |     |     | 11  | 1 |
| 2.0 TDi, 4motion (103 kW) Eng. CAAC          |    | 09-   |       | •   |  |                               | 13-0507      |     |    |    | 30,5 | 104 | 125  |   |       |      |     |     |     |   |
|  |   |    | 09-   |   | •  |                               | 15-1479      |     | 38 | 29 | 63   | 106 | 53   |   |       |      |     |     | 11  | 1 |
| 2.5 TDi, 4motion (128 kW) Eng. AXE/ BPC      |    | 4/03-   |       | •   |  |                               | 13-0507      |     |    |    | 30,5 | 104 | 125  |   |       |      |     |     |     |   |
|  |   |   | 4/03- |   | •  |                               | 15-1479      |     | 38 | 29 | 63   | 106 | 53   |   |       |      |     |     | 11  | 1 |
|  |   |  | 03-   | L   | •  |                               | 16-1031      |     |    | 30 |      | 108 | 31,5 |   |       |      |     |     |     | 3 |
|  |   |  | 03-   | L   |  |                               | 17-0643      |     | 38 | 26 |      | 106 | 108  |   | 102,5 | 31,5 | 620 | s8  |     |   |
| 2.5 TDi, 4motion (96 kW) Eng. AXD/ BNZ       |  | 4/03-   |       | •   |  |                               | 13-0507      |     |    |    | 30,5 | 104 | 125  |   |       |      |     |     |     |   |
|  |   |  | 4/03- |   | •  |                               | 15-1479      |     | 38 | 29 | 63   | 106 | 53   |   |       |      |     |     | 11  | 1 |
|  |   |  | 03-   | L   | •  |                               | 16-1031      |     |    | 30 |      | 108 | 31,5 |   |       |      |     |     |     | 3 |
|  |   |  | 03-   | L   |  |                               | 17-0643      |     | 38 | 26 |      | 106 | 108  |   | 102,5 | 31,5 | 620 | s8  |     |   |






















| <b>340-360 (343, 345, 344) '75-'91</b> |   |  | L/R  |  |  | NOTE          | METELLI ref. | ABS | A  | B  | C    | D    | E    | F | H | I | L | M  | Fig |  |
|--|---|---|---|--|---|---------------|--------------|-----|----|----|------|------|------|---|---|---|---|----|-----|--|
| 2.0 (65-66-68-70 kW) Eng. B19A         |    | 80-84   |   | •  | •   | M/T           | 14-0017      |     |    |    | 23   | 52   | 75   |   |   |   |   |    |     |  |
|  |    | 80-84   |   | •  | •   | M/T           | 16-1018      |     |    | 24 |      | 94   |      |   |   |   |   |    |     |  |
| 2.0 (75-77 kW) Eng. B200K              |    | 84-87   |   | •  | •   | M/T           | 14-0017      |     |    |    | 23   | 52   | 75   |   |   |   |   |    |     |  |
|  |    | 84-87   |   | •  | •   | M/T           | 16-1018      |     |    | 24 |      | 94   |      |   |   |   |   |    |     |  |
| 2.0 (80-81-82 kW) Eng. B200F/ EA       |    | 88-89   |   | •  | •   | M/T           | 14-0017      |     |    |    | 23   | 52   | 75   |   |   |   |   |    |     |  |
|  |    | 88-89   |   | •  | •   | M/T           | 16-1018      |     |    | 24 |      | 94   |      |   |   |   |   |    |     |  |
| 2.0 (83-85 kW) Eng. B19E               |    | 82-84   |   | •  | •   | M/T           | 14-0017      |     |    |    | 23   | 52   | 75   |   |   |   |   |    |     |  |
|  |    | 82-84   |   | •  | •   | M/T           | 16-1018      |     |    | 24 |      | 94   |      |   |   |   |   |    |     |  |
| 2.0 (85-87 kW) Eng. B200E              |    | 84-86   |   | •  | •   | M/T           | 14-0017      |     |    |    | 23   | 52   | 75   |   |   |   |   |    |     |  |
|  |    | 84-86   |   | •  | •   | M/T           | 16-1018      |     |    | 24 |      | 94   |      |   |   |   |   |    |     |  |
| <b>440 K (445) '88-'96</b>             |   |  | L/R  |  |  | NOTE          | METELLI ref. | ABS | A  | B  | C    | D    | E    | F | H | I | L | M  | Fig |  |
| 1.7 (64 kW) Eng. B18K/ KP              |    | 8/88-12/96  |   | •  |   | -ABS, M/T+A/T | 13-0200      |     |    |    | 20   | 78   | 103  |   |   |   |   |    |     |  |
|  |    | 8/88-12/96  |   | •  |   | +ABS, M/T     | 15-1272      | 44  | 22 | 22 | 50   | 81   | 52,5 |   |   |   |   | 11 | 3   |  |
|  |    | 8/88-12/96  |   | •  |   | -ABS, M/T     | 15-1273      |     | 22 | 22 | 50   | 81   | 53   |   |   |   |   | 11 | 3   |  |
| 1.7 (70 kW) Eng. B18F                  |    | 8/88-   |   | •  |   | +/-ABS, M/T   | 13-0200      |     |    |    | 20   | 78   | 103  |   |   |   |   |    |     |  |
|  |    | 8/88-   |   | •  |   | +ABS, M/T     | 15-1272      | 44  | 22 | 22 | 50   | 81   | 52,5 |   |   |   |   | 11 | 3   |  |
|  |    | 8/88-   |   | •  |   | -ABS, M/T     | 15-1273      |     | 22 | 22 | 50   | 81   | 53   |   |   |   |   | 11 | 3   |  |
| 1.7 (75 kW) Eng. B18FP                 |    | 89-12/96  |   | •  |   | +/-ABS, M/T   | 13-0200      |     |    |    | 20   | 78   | 103  |   |   |   |   |    |     |  |
|  |    | 89-12/96  |   | •  |   | +ABS, M/T     | 15-1272      | 44  | 22 | 22 | 50   | 81   | 52,5 |   |   |   |   | 11 | 3   |  |
|  |   | 89-12/96  |   | •  |   | -ABS, M/T     | 15-1273      |     | 22 | 22 | 50   | 81   | 53   |   |   |   |   | 11 | 3   |  |
| 1.7 (75-78 kW) Eng. B18EP              |  | 8/88-12/96  |   | •  |   | +/-ABS, M/T   | 13-0200      |     |    |    | 20   | 78   | 103  |   |   |   |   |    |     |  |
|  |  | 8/88-12/96  |   | •  |   | +ABS, M/T     | 15-1272      | 44  | 22 | 22 | 50   | 81   | 52,5 |   |   |   |   | 11 | 3   |  |
|  |  | 8/88-12/96  |   | •  |   | -ABS, M/T     | 15-1273      |     | 22 | 22 | 50   | 81   | 53   |   |   |   |   | 11 | 3   |  |
| 1.7 T. (88-90 kW) Eng. B18FT           |  | 88-96   |   | •  |   | +/-ABS        | 13-0254      |     |    |    | 22   | 83   | 79   |   |   |   |   |    |     |  |
|  |  | 88-96   |   | •  |   | +ABS          | 15-1376      | 44  | 22 | 25 | 50   | 90   | 52,8 |   |   |   |   | 11 | 3   |  |
|  |  | 88-96   |   | •  |   | -ABS          | 15-1369      |     | 22 | 25 | 50,2 | 90,3 | 53   |   |   |   |   | 11 | 3   |  |
| 1.8 (66 kW) Eng. B18U                  |  | 8/91-7/96   |   | •  |   | +/-ABS, M/T   | 13-0200      |     |    |    | 20   | 78   | 103  |   |   |   |   |    |     |  |
|  |  | 8/91-7/96   |   | •  |   | +ABS, M/T     | 15-1272      | 44  | 22 | 22 | 50   | 81   | 52,5 |   |   |   |   | 11 | 3   |  |
|  |  | 8/91-7/96   |   | •  |   | -ABS, M/T     | 15-1273      |     | 22 | 22 | 50   | 81   | 53   |   |   |   |   | 11 | 3   |  |
| 1.9 TD (66 kW) Eng. D19T               |  | 94-96   |   | •  |   | +/-ABS        | 13-0254      |     |    |    | 22   | 83   | 79   |   |   |   |   |    |     |  |
|  |  | 94-96   |   | •  |   | +ABS          | 15-1376      | 44  | 22 | 25 | 50   | 90   | 52,8 |   |   |   |   | 11 | 3   |  |
|  |  | 94-96   |   | •  |   | -ABS          | 15-1369      |     | 22 | 25 | 50,2 | 90,3 | 53   |   |   |   |   | 11 | 3   |  |

| <b>440 K (445) '88-'96</b>       |   |  | L/R |  |  | NOTE        | METELLI ref. | ABS     | A  | B  | C  | D    | E    | F    | H | I | L | M | Fig |   |
|----------------------------------|---|---|-----|---|--|-------------|--------------|---------|----|----|----|------|------|------|---|---|---|---|-----|---|
| 2.0 (80-81 kW) Eng. B20F         |    | 8/92-7/96   | •   |   |  | +/-ABS, A/T | 13-0200      |         |    |    | 20 | 78   | 103  |      |   |   |   |   |     |   |
|                                  |   | 8/92-7/96   | •   |   |  |             | +/-ABS, M/T  | 13-0254 |    |    |    | 22   | 83   | 79   |   |   |   |   |     |   |
|                                  |    | 8/92-7/96   | •   |   |  |             | +ABS, A/T    | 15-1272 | 44 | 22 | 22 | 50   | 81   | 52,5 |   |   |   |   | 11  | 3 |
|                                  |   | 8/92-7/96   | •   |   |  |             | +ABS, M/T    | 15-1376 | 44 | 22 | 25 | 50   | 90   | 52,8 |   |   |   |   | 11  | 3 |
|                                  |   | 8/92-7/96   | •   |   |  |             | -ABS, A/T    | 15-1273 |    | 22 | 22 | 50   | 81   | 53   |   |   |   |   | 11  | 3 |
|                                  |   | 8/92-7/96   | •   |   |  |             | -ABS, M/T    | 15-1369 |    | 22 | 25 | 50,2 | 90,3 | 53   |   |   |   |   | 11  | 3 |
| <b>460 L (464) '88-'96</b>       |   |  | L/R |  |  | NOTE        | METELLI ref. | ABS     | A  | B  | C  | D    | E    | F    | H | I | L | M | Fig |   |
| 1.6 (44-61 kW) Eng. B16/ A/ B/ F |    | 89-92   | •   |   |  | +/-ABS, M/T | 13-0200      |         |    |    | 20 | 78   | 103  |      |   |   |   |   |     |   |
|                                  |   | 89-92   | •   |   |  |             | +ABS, M/T    | 15-1272 | 44 | 22 | 22 | 50   | 81   | 52,5 |   |   |   |   | 11  | 3 |
|                                  |    | 89-92   | •   |   |  |             | -ABS, M/T    | 15-1273 |    | 22 | 22 | 50   | 81   | 53   |   |   |   |   | 11  | 3 |
| 1.7 (64 kW) Eng. B18KP           |    | 8/88-7/96   | •   |   |  | +/-ABS, M/T | 13-0200      |         |    |    | 20 | 78   | 103  |      |   |   |   |   |     |   |
|                                  |   | 8/88-7/96   | •   |   |  |             | +ABS, M/T    | 15-1272 | 44 | 22 | 22 | 50   | 81   | 52,5 |   |   |   |   | 11  | 3 |
|                                  |    | 8/88-7/96   | •   |   |  |             | -ABS, M/T    | 15-1273 |    | 22 | 22 | 50   | 81   | 53   |   |   |   |   | 11  | 3 |
| 1.7 (66 kW) Eng. B18KP           |    | 90-96   | •   |   |  | +/-ABS, M/T | 13-0200      |         |    |    | 20 | 78   | 103  |      |   |   |   |   |     |   |
|                                  |   | 90-96   | •   |   |  |             | +ABS, M/T    | 15-1272 | 44 | 22 | 22 | 50   | 81   | 52,5 |   |   |   |   | 11  | 3 |
|                                  |    | 90-96   | •   |   |  |             | -ABS, M/T    | 15-1273 |    | 22 | 22 | 50   | 81   | 53   |   |   |   |   | 11  | 3 |
| 1.7 (70-75-78 kW) Eng. B18EP     |    | 89-92   | •   |   |  | +/-ABS, M/T | 13-0200      |         |    |    | 20 | 78   | 103  |      |   |   |   |   |     |   |
|                                  |   | 89-92   | •   |   |  |             | +ABS, M/T    | 15-1272 | 44 | 22 | 22 | 50   | 81   | 52,5 |   |   |   |   | 11  | 3 |
|                                  |    | 89-92   | •   |   |  |             | -ABS, M/T    | 15-1273 |    | 22 | 22 | 50   | 81   | 53   |   |   |   |   | 11  | 3 |
| 1.7 T. (88 kW) Eng. B18FT        |    | 89-96   | •   |   |  | +/-ABS      | 13-0254      |         |    |    | 22 | 83   | 79   |      |   |   |   |   |     |   |
|                                  |   | 89-96   | •   |   |  |             | +ABS         | 15-1376 | 44 | 22 | 25 | 50   | 90   | 52,8 |   |   |   |   | 11  | 3 |
|                                  |  | 89-96   | •   |   |  |             | -ABS         | 15-1369 |    | 22 | 25 | 50,2 | 90,3 | 53   |   |   |   |   | 11  | 3 |
| 1.7 T. (90 kW) Eng. B18FT        |  | 91-96   | •   |   |  | +/-ABS      | 13-0254      |         |    |    | 22 | 83   | 79   |      |   |   |   |   |     |   |
|                                  |   | 91-96   | •   |   |  |             | +ABS         | 15-1376 | 44 | 22 | 25 | 50   | 90   | 52,8 |   |   |   |   | 11  | 3 |
|                                  |  | 91-96   | •   |   |  |             | -ABS         | 15-1369 |    | 22 | 25 | 50,2 | 90,3 | 53   |   |   |   |   | 11  | 3 |
| 1.8 (66 kW) Eng. B18U            |  | 91-96   | •   |   |  | +/-ABS, M/T | 13-0200      |         |    |    | 20 | 78   | 103  |      |   |   |   |   |     |   |
|                                  |   | 91-96   | •   |   |  |             | +ABS, M/T    | 15-1272 | 44 | 22 | 22 | 50   | 81   | 52,5 |   |   |   |   | 11  | 3 |
|                                  |  | 91-96   | •   |   |  |             | -ABS, M/T    | 15-1273 |    | 22 | 22 | 50   | 81   | 53   |   |   |   |   | 11  | 3 |
| 1.9 TD (66 kW) Eng. D19T         |  | 94-96   | •   |   |  | +/-ABS      | 13-0254      |         |    |    | 22 | 83   | 79   |      |   |   |   |   |     |   |
|                                  |   | 94-96   | •   |   |  |             | +ABS         | 15-1376 | 44 | 22 | 25 | 50   | 90   | 52,8 |   |   |   |   | 11  | 3 |
|                                  |  | 94-96   | •   |   |  |             | -ABS         | 15-1369 |    | 22 | 25 | 50,2 | 90,3 | 53   |   |   |   |   | 11  | 3 |


























| <b>460 L (464) '88-'96</b>      |   |   | L/R   |   | NOTE        | METELLI ref. | ABS     | A  | B  | C    | D    | E    | F   | H | I  | L   | M    | Fig |   |
|---------------------------------|---|--|--|---|-------------|--------------|---------|----|----|------|------|------|-----|---|----|-----|------|-----|---|
| 2.0 (80-81 kW) Eng. B20F        |    | 8/92-7/96  | •  |   | +/-ABS, A/T | 13-0200      |         |    |    | 20   | 78   | 103  |     |   |    |     |      |     |   |
|                                 |   | 8/92-7/96  | •  |   | +/-ABS, M/T | 13-0254      |         |    |    | 22   | 83   | 79   |     |   |    |     |      |     |   |
|                                 |    | 8/92-7/96  | •  |   | +ABS, A/T   | 15-1272      | 44      | 22 | 22 | 50   | 81   | 52,5 |     |   |    |     |      | 11  | 3 |
|                                 |   | 8/92-7/96  | •  |   | +ABS, M/T   | 15-1376      | 44      | 22 | 25 | 50   | 90   | 52,8 |     |   |    |     |      | 11  | 3 |
|                                 |   | 8/92-7/96  | •  |   | -ABS, A/T   | 15-1273      |         | 22 | 22 | 50   | 81   | 53   |     |   |    |     |      | 11  | 3 |
|                                 |   | 8/92-7/96  | •  |   | -ABS, M/T   | 15-1369      |         | 22 | 25 | 50,2 | 90,3 | 53   |     |   |    |     |      | 11  | 3 |
| <b>480 E '86-'96</b>            |   |   | L/R   |   | NOTE        | METELLI ref. | ABS     | A  | B  | C    | D    | E    | F   | H | I  | L   | M    | Fig |   |
| 1.7 (70 kW) Eng. B18F           |    | 87-89  | •  |   | +/-ABS, M/T | 13-0200      |         |    |    | 20   | 78   | 103  |     |   |    |     |      |     |   |
|                                 |    | 87-89  | •  |   | +ABS, M/T   | 15-1272      | 44      | 22 | 22 | 50   | 81   | 52,5 |     |   |    |     |      | 11  | 3 |
|                                 |   | 87-89  | •  |   | -ABS, M/T   | 15-1273      |         | 22 | 22 | 50   | 81   | 53   |     |   |    |     |      | 11  | 3 |
| 1.7 (75 kW) Eng. B18EP          |    | 89-96  | •  |   | +/-ABS, M/T | 13-0200      |         |    |    | 20   | 78   | 103  |     |   |    |     |      |     |   |
|                                 |    | 89-96  | •  |   | +ABS, M/T   | 15-1272      | 44      | 22 | 22 | 50   | 81   | 52,5 |     |   |    |     |      | 11  | 3 |
|                                 |   | 89-96  | •  |   | -ABS, M/T   | 15-1273      |         | 22 | 22 | 50   | 81   | 53   |     |   |    |     |      | 11  | 3 |
| 1.7 (78-80 kW) Eng. B18E        |    | 86-89  | •  |   | +/-ABS, M/T | 13-0200      |         |    |    | 20   | 78   | 103  |     |   |    |     |      |     |   |
|                                 |    | 86-89  | •  |   | +ABS, M/T   | 15-1272      | 44      | 22 | 22 | 50   | 81   | 52,5 |     |   |    |     |      | 11  | 3 |
|                                 |   | 86-89  | •  |   | -ABS, M/T   | 15-1273      |         | 22 | 22 | 50   | 81   | 53   |     |   |    |     |      | 11  | 3 |
| 1.7 T. (88-90 kW) Eng. B18FT    |    | 87-96  | •  |   | +/-ABS      | 13-0254      |         |    |    | 22   | 83   | 79   |     |   |    |     |      |     |   |
|                                 |    | 87-96  | •  |   | +ABS        | 15-1376      | 44      | 22 | 25 | 50   | 90   | 52,8 |     |   |    |     |      | 11  | 3 |
|                                 |   | 87-96  | •  |   | -ABS        | 15-1369      |         | 22 | 25 | 50,2 | 90,3 | 53   |     |   |    |     |      | 11  | 3 |
| <b>850 (LS, LW), SW '91-'96</b> |   |  | L/R  |  | NOTE        | METELLI ref. | ABS     | A  | B  | C    | D    | E    | F   | H | I  | L   | M    | Fig |   |
| 2.0 (93 kW) Eng. B5202S         |  | 94-96  | •  |   | +ABS        | 13-0110      |         |    |    | 25   | 90   | 107  |     |   |    |     |      |     |   |
|                                 |  | 94-96  | •  |   | +ABS        | 15-1133      | 48      | 26 | 25 | 56,6 | 90   | 50,5 |     |   |    |     |      | 11  | 3 |
|                                 |  | 94-96  | L  |   |             | +ABS         | 17-0459 | 48 | 26 | 25   | 26   | 90   | 94  |   | 97 | 84  | 579  |     |   |
|                                 |   | 94-96  | R  |   |             | +ABS         | 17-0460 | 48 | 26 | 25   | 26   | 90   | 102 |   | 97 | 507 | 1028 |     |   |
| 2.0 20v (105 kW) Eng. B5204F    |  | 91-96  | •  |   | +ABS        | 13-0110      |         |    |    | 25   | 90   | 107  |     |   |    |     |      |     |   |
|                                 |  | 91-96  | •  |   | +ABS        | 15-1133      | 48      | 26 | 25 | 56,6 | 90   | 50,5 |     |   |    |     |      | 11  | 3 |
|                                 |  | 6/91-  | L  |   |             | +ABS         | 17-0459 | 48 | 26 | 25   | 26   | 90   | 94  |   | 97 | 84  | 579  |     |   |
|                                 |   | 6/91-  | R  |   |             | +ABS         | 17-0460 | 48 | 26 | 25   | 26   | 90   | 102 |   | 97 | 507 | 1028 |     |   |

























| 850 (LS, LW), SW '91-'96        |    | L/R        |  |  | NOTE          | METELLI ref. | ABS     | A  | B  | C    | D    | E    | F   | H  | I  | L   | M    | Fig |   |  |
|---------------------------------|---|------------|---|---|---------------|--------------|---------|----|----|------|------|------|-----|----|----|-----|------|-----|---|--|
| 2.0 T. (155 kW) Eng. B5204T/ FT |    | 93-96      |   | ●   | +ABS, M/T+A/T | 13-0253      |         |    |    | 24   | 90   | 83   |     |    |    |     |      |     |   |  |
|                                 |    | 93-96      |   | ●   | +ABS, M/T+A/T | 15-1368      | 48      | 26 | 28 | 56,7 | 98,2 | 51,8 |     |    |    |     |      | 11  | 3 |  |
|                                 |    | 93-        | L   |   |               | +ABS         | 17-0463 | 48 | 26 | 28   | 26   | 98   | 94  |    | 98 | 84  | 579  | s9  |   |  |
|                                 |   | 93-        | L   |   |               | -ABS         | 17-0461 |    | 26 | 28   | 26   | 98   | 94  |    | 98 | 84  | 579  | s9  |   |  |
|                                 |   | 93-        | R   |   |               | +ABS         | 17-0464 | 48 | 26 | 28   | 26   | 98   | 102 |    | 98 | 507 | 1030 | s4  |   |  |
|                                 |   | 93-        | R   |   |               | -ABS         | 17-0462 |    | 26 | 28   | 26   | 98   | 102 |    | 98 | 507 | 1030 | s4  |   |  |
| 2.3 T5 (166 kW) Eng. B5234FT    |    | 93-96      |   | ●   | +ABS, M/T+A/T | 13-0253      |         |    |    | 24   | 90   | 83   |     |    |    |     |      |     |   |  |
|                                 |    | 93-96      |   | ●   | +ABS, M/T+A/T | 15-1368      | 48      | 26 | 28 | 56,7 | 98,2 | 51,8 |     |    |    |     |      | 11  | 3 |  |
|                                 |    | 93-        | L   |   |               | +ABS         | 17-0463 | 48 | 26 | 28   | 26   | 98   | 94  |    | 98 | 84  | 579  | s9  |   |  |
|                                 |   | 93-        | L   |   |               | -ABS         | 17-0461 |    | 26 | 28   | 26   | 98   | 94  |    | 98 | 84  | 579  | s9  |   |  |
|                                 |   | 93-        | R   |   |               | +ABS         | 17-0464 | 48 | 26 | 28   | 26   | 98   | 102 |    | 98 | 507 | 1030 | s4  |   |  |
|                                 |   | 93-        | R   |   |               | -ABS         | 17-0462 |    | 26 | 28   | 26   | 98   | 102 |    | 98 | 507 | 1030 | s4  |   |  |
| 2.3 T5-R (184 kW) Eng. B5234T4  |    | 95-96      |   | ●   | +ABS, M/T+A/T | 13-0253      |         |    |    | 24   | 90   | 83   |     |    |    |     |      |     |   |  |
|                                 |    | 95-96      |   | ●   | +ABS, M/T+A/T | 15-1368      | 48      | 26 | 28 | 56,7 | 98,2 | 51,8 |     |    |    |     |      | 11  | 3 |  |
| 2.4 AWD (142 kW) Eng. B5254T    |    | 4/96-12/96 | L   |   | +ABS          | 17-0463      | 48      | 26 | 28 | 26   | 98   | 94   |     | 98 | 84 | 579 | s9   |     |   |  |
|                                 |   | 4/96-12/96 | L   |   |               | -ABS         | 17-0461 |    | 26 | 28   | 26   | 98   | 94  |    | 98 | 84  | 579  | s9  |   |  |
|                                 |   | 4/96-12/96 | R   |   |               | +ABS         | 17-0464 | 48 | 26 | 28   | 26   | 98   | 102 |    | 98 | 507 | 1030 | s4  |   |  |
|                                 |   | 4/96-12/96 | R   |   |               | -ABS         | 17-0462 |    | 26 | 28   | 26   | 98   | 102 |    | 98 | 507 | 1030 | s4  |   |  |
| 2.5 (103 kW) Eng. B5252         |    | 91-96      |   | ●   | +ABS, M/T+A/T | 13-0110      |         |    |    | 25   | 90   | 107  |     |    |    |     |      |     |   |  |
|                                 |    | 91-96      |   | ●   | +ABS, M/T+A/T | 15-1133      | 48      | 26 | 25 | 56,6 | 90   | 50,5 |     |    |    |     |      | 11  | 3 |  |
|                                 |   | 6/91-      | L   |   |               | +ABS         | 17-0459 | 48 | 26 | 25   | 26   | 90   | 94  |    | 97 | 84  | 579  |     |   |  |
|                                 |   | 6/91-      | R   |   |               | +ABS         | 17-0460 | 48 | 26 | 25   | 26   | 90   | 102 |    | 97 | 507 | 1028 |     |   |  |
| 2.5 (106 kW) Eng. B5252S        |  | 94-96      |   | ●   | +ABS, M/T+A/T | 13-0110      |         |    |    | 25   | 90   | 107  |     |    |    |     |      |     |   |  |
|                                 |  | 94-96      |   | ●   | +ABS, M/T+A/T | 15-1133      | 48      | 26 | 25 | 56,6 | 90   | 50,5 |     |    |    |     |      | 11  | 3 |  |
|                                 |  | 94-96      | L   |   |               | +ABS         | 17-0459 | 48 | 26 | 25   | 26   | 90   | 94  |    | 97 | 84  | 579  |     |   |  |
|                                 |   | 94-96      | R   |   |               | +ABS         | 17-0460 | 48 | 26 | 25   | 26   | 90   | 102 |    | 97 | 507 | 1028 |     |   |  |
| 2.5 (125 kW) Eng. B5254S        |  | 92-        |   | ●   | +ABS, M/T+A/T | 13-0110      |         |    |    | 25   | 90   | 107  |     |    |    |     |      |     |   |  |
|                                 |  | 92-        |   | ●   | +ABS, M/T+A/T | 15-1133      | 48      | 26 | 25 | 56,6 | 90   | 50,5 |     |    |    |     |      | 11  | 3 |  |
|                                 |  | 92-        | L   |   |               | +ABS         | 17-0459 | 48 | 26 | 25   | 26   | 90   | 94  |    | 97 | 84  | 579  |     |   |  |
|                                 |   | 92-        | R   |   |               | +ABS         | 17-0460 | 48 | 26 | 25   | 26   | 90   | 102 |    | 97 | 507 | 1028 |     |   |  |


























| 850 (LS, LW), SW '91-'96  |   |  | L/R |  |  | NOTE             | METELLI ref. | ABS     | A  | B    | C    | D    | E    | F   | H | I  | L   | M    | Fig |  |  |
|---|---|---|-----|---|--|------------------|--------------|---------|----|------|------|------|------|-----|---|----|-----|------|-----|--|--|
| 2.5 TDi (103 kW) Eng. D5252T  |    | 8/95-96   |     | ●   |  | +ABS, M/T+A/T    | 13-0253      |         |    |      | 24   | 90   | 83   |     |   |    |     |      |     |  |  |
|   |    | 8/95-96   |     | ●   |  | +ABS, M/T+A/T    | 15-1368      | 48      | 26 | 28   | 56,7 | 98,2 | 51,8 |     |   |    |     | 11   | 3   |  |  |
|   |    | 95-   | L   |   |  |                  | +ABS         | 17-0463 | 48 | 26   | 28   | 26   | 98   | 94  |   | 98 | 84  | 579  | s9  |  |  |
|   |   | 95-   | L   |   |  |                  | -ABS         | 17-0461 |    | 26   | 28   | 26   | 98   | 94  |   | 98 | 84  | 579  | s9  |  |  |
|   |   | 95-   | R   |   |  |                  | +ABS         | 17-0464 | 48 | 26   | 28   | 26   | 98   | 102 |   | 98 | 507 | 1030 | s4  |  |  |
|   |   | 95-   | R   |   |  |                  | -ABS         | 17-0462 |    | 26   | 28   | 26   | 98   | 102 |   | 98 | 507 | 1030 | s4  |  |  |
| <b>C30 '06-</b>   |   |  | L/R |  |  | NOTE             | METELLI ref. | ABS     | A  | B    | C    | D    | E    | F   | H | I  | L   | M    | Fig |  |  |
| 1.6 (74 kW) Eng. B4164S3  |    | 06-   |     | ●   |  |                  | 13-0541      |         |    |      | 31   | 75   | 115  |     |   |    |     |      |     |  |  |
|   |    | 06-   |     | ●   |  |                  | 15-1773      |         | 36 | 24   | 56,5 | 81   | 48   |     |   |    |     | 13a  | 1   |  |  |
| 1.6 D (80 kW) Eng. D4164T   |    | 06-   |     | ●   |  |                  | 13-0526      |         |    |      | 21   | 85   | 103  |     |   |    |     |      |     |  |  |
|   |   | 06-   |     | ●   |  | 5Sp              | 13-0539      |         |    |      | 21   | 85   | 103  |     |   |    |     |      |     |  |  |
|   |    | 06-   |     | ●   |  |                  | 15-1772      |         | 36 | 26   | 56,4 | 86,9 | 48,4 |     |   |    |     | 13a  | 1   |  |  |
|   | 06-   |   | ●   |   | 5Sp  | 15-1765          |              | 36      | 26 | 55,7 | 86,9 | 47,6 |      |     |   |    |     |      | 1   |  |  |
|   | 1.8 (92 kW) Eng. B4184S11/ S8   |  | 06- |   | ●  |                  | +ABS         | 13-0369 |    |      |      | 27,3 | 96,5 | 109 |   |    |     |      |     |  |  |
|  |   | 06-   |     | ●   |  | +ABS             | 15-1538      | 48      | 36 | 27   | 56,5 | 98,2 | 48   |     |   |    |     | 13a  | 1   |  |  |
| 2.0 (107 kW) Eng. B4204S3/ S4   |    | 06-   |     | ●   |  | +ABS             | 13-0369      |         |    |      | 27,3 | 96,5 | 109  |     |   |    |     |      |     |  |  |
|   |    | 06-   |     | ●   |  | +ABS             | 15-1538      | 48      | 36 | 27   | 56,5 | 98,2 | 48   |     |   |    |     | 13a  | 1   |  |  |
| 2.0 D 20v (100 kW) Eng. D4204T  |    | 06-   |     | ●   |  |                  | 13-0524      |         |    |      | 25   | 90   | 107  |     |   |    |     |      |     |  |  |
|   |    | 06-   |     | ●   |  |                  | 15-1774      |         | 36 | 26   | 56,2 | 90,9 | 49   |     |   |    |     | 13a  | 2   |  |  |
| 2.0 D3 (110 kW) Eng. D5204T5  |  | 10-   |     | ●   |  | 6Sp, G.Box: MMT6 | 13-0524      |         |    |      | 25   | 90   | 107  |     |   |    |     |      |     |  |  |
|   |  | 10-   |     | ●   |  | 6Sp, G.Box: MMT6 | 15-1774      |         | 36 | 26   | 56,2 | 90,9 | 49   |     |   |    |     | 13a  | 2   |  |  |
| 2.0 D4 (130 kW) Eng. D5204T   |  | 10-   |     | ●   |  |                  | 13-0524      |         |    |      | 25   | 90   | 107  |     |   |    |     |      |     |  |  |
|   |  | 10-   |     | ●   |  |                  | 15-1774      |         | 36 | 26   | 56,2 | 90,9 | 49   |     |   |    |     | 13a  | 2   |  |  |
| 2.4 (125 kW) Eng. B5244S  |  | 06-   |     | ●   |  |                  | 13-0524      |         |    |      | 25   | 90   | 107  |     |   |    |     |      |     |  |  |
|   |  | 06-   |     | ●   |  |                  | 15-1774      |         | 36 | 26   | 56,2 | 90,9 | 49   |     |   |    |     | 13a  | 2   |  |  |
| 2.4 D5 (120 kW) Eng. D5244T9  |  | 06-   |     | ●   |  |                  | 13-0524      |         |    |      | 25   | 90   | 107  |     |   |    |     |      |     |  |  |
|   |  | 06-   |     | ●   |  |                  | 15-1774      |         | 36 | 26   | 56,2 | 90,9 | 49   |     |   |    |     | 13a  | 2   |  |  |
| 2.4 D5 (132 kW) Eng. D5244T8  |  | 06-   |     | ●   |  | M/T+A/T, 5/6Sp   | 13-0524      |         |    |      | 25   | 90   | 107  |     |   |    |     |      |     |  |  |
|   |  | 06-   |     | ●   |  | M/T+A/T, 5/6Sp   | 15-1774      |         | 36 | 26   | 56,2 | 90,9 | 49   |     |   |    |     | 13a  | 2   |  |  |
| 2.5 T5 (162 kW) Eng. B5254T3  |  | 06-   |     | ●   |  | M/T+A/T          | 13-0524      |         |    |      | 25   | 90   | 107  |     |   |    |     |      |     |  |  |
|   |  | 06-   |     | ●   |  | M/T+A/T          | 15-1774      |         | 36 | 26   | 56,2 | 90,9 | 49   |     |   |    |     | 13a  | 2   |  |  |



































| C30 '06-                            |    |  |  | NOTE          | METELLI ref. | ABS     | A  | B  | C    | D    | E    | F   | H | I  | L   | M    | Fig |   |
|-------------------------------------|---|---|---|---------------|--------------|---------|----|----|------|------|------|-----|---|----|-----|------|-----|---|
| 2.5 T5 (169 kW) Eng. B5254T         |    | 08-   | •   | M/T+A/T       | 13-0524      |         |    |    | 25   | 90   | 107  |     |   |    |     |      |     |   |
|                                     |    | 08-   | •   | M/T+A/T       | 15-1774      |         | 36 | 26 | 56,2 | 90,9 | 49   |     |   |    |     | 13a  | 2   |   |
| C70 I Coupe, Cabrio '97-'06         |    |  |  | NOTE          | METELLI ref. | ABS     | A  | B  | C    | D    | E    | F   | H | I  | L   | M    | Fig |   |
| 2.0 T. (120 kW) Eng. B5204T4        |    | 00-02   | •   | +ABS          | 13-0478      |         |    |    | 21   | 85   | 103  |     |   |    |     |      |     |   |
|                                     |    | 00-02   | •   | +ABS          | 15-1706      | 48      | 36 | 33 | 56   | 87   | 47,5 |     |   |    |     | 13a  | 1   |   |
| 2.0 T. (166 kW) Eng. B5204T3        |    | 1/99-   | •   | +ABS          | 13-0369      |         |    |    | 27,3 | 96,5 | 109  |     |   |    |     |      |     |   |
|                                     |   | 3/97-12/98  | •   | +ABS          | 13-0253      |         |    |    | 24   | 90   | 83   |     |   |    |     |      |     |   |
|                                     |    | 1/99-   | •   | +ABS          | 15-1538      | 48      | 36 | 27 | 56,5 | 98,2 | 48   |     |   |    |     |      | 13a | 1 |
|                                     |   | 3/97-12/98  | •   | +ABS          | 15-1368      | 48      | 26 | 28 | 56,7 | 98,2 | 51,8 |     |   |    |     |      | 11  | 3 |
|                                     |    | 3/97-12/98  | L   |               | +ABS, M/T    | 17-0463 | 48 | 26 | 28   | 26   | 98   | 94  |   | 98 | 84  | 579  | s9  |   |
|                                     |   | 3/97-12/98  | L   |               | -ABS, M/T    | 17-0461 |    | 26 | 28   | 26   | 98   | 94  |   | 98 | 84  | 579  | s9  |   |
|                                     |   | 3/97-12/98  | R   |               | +ABS, M/T    | 17-0464 | 48 | 26 | 28   | 26   | 98   | 102 |   | 98 | 507 | 1030 | s4  |   |
|                                     |   | 3/97-12/98  | R   |               | -ABS, M/T    | 17-0462 |    | 26 | 28   | 26   | 98   | 102 |   | 98 | 507 | 1030 | s4  |   |
| 2.0 T. Cabrio (132 kW) Eng. B5204T2 |    | 1/99-   | •   | +ABS          | 13-0478      |         |    |    | 21   | 85   | 103  |     |   |    |     |      |     |   |
|                                     |   | 3/97-12/98  | •   | +ABS, M/T+A/T | 13-0110      |         |    |    | 25   | 90   | 107  |     |   |    |     |      |     |   |
|                                     |    | 1/99-   | •   | +ABS          | 15-1706      | 48      | 36 | 33 | 56   | 87   | 47,5 |     |   |    |     |      | 13a | 1 |
|                                     |   | 3/97-12/98  | •   | +ABS, M/T+A/T | 15-1133      | 48      | 26 | 25 | 56,6 | 90   | 50,5 |     |   |    |     |      | 11  | 3 |
|                                     |    | 3/97-12/98  | L   |               | +ABS, M/T    | 17-0459 | 48 | 26 | 25   | 26   | 90   | 94  |   | 97 | 84  | 579  |     |   |
|                                     |   | 3/97-12/98  | R   |               | +ABS, M/T    | 17-0460 | 48 | 26 | 25   | 26   | 90   | 102 |   | 97 | 507 | 1028 |     |   |
| 2.3 T5 (176 kW) Eng. B5234T3        |    | 1/99-   | •   | +ABS          | 13-0369      |         |    |    | 27,3 | 96,5 | 109  |     |   |    |     |      |     |   |
|                                     |   | 3/97-12/98  | •   | +ABS          | 13-0253      |         |    |    | 24   | 90   | 83   |     |   |    |     |      |     |   |
|                                     |  | 1/99-   | •   | +ABS          | 15-1538      | 48      | 36 | 27 | 56,5 | 98,2 | 48   |     |   |    |     |      | 13a | 1 |
|                                     |   | 3/97-12/98  | •   | +ABS          | 15-1368      | 48      | 26 | 28 | 56,7 | 98,2 | 51,8 |     |   |    |     |      | 11  | 3 |
|                                     |  | 3/97-12/98  | L   |               | +ABS, M/T    | 17-0463 | 48 | 26 | 28   | 26   | 98   | 94  |   | 98 | 84  | 579  | s9  |   |
|                                     |   | 3/97-12/98  | L   |               | -ABS, M/T    | 17-0461 |    | 26 | 28   | 26   | 98   | 94  |   | 98 | 84  | 579  | s9  |   |
|                                     |   | 3/97-12/98  | R   |               | +ABS, M/T    | 17-0464 | 48 | 26 | 28   | 26   | 98   | 102 |   | 98 | 507 | 1030 | s4  |   |
|                                     |   | 3/97-12/98  | R   |               | -ABS, M/T    | 17-0462 |    | 26 | 28   | 26   | 98   | 102 |   | 98 | 507 | 1030 | s4  |   |
| 2.3 T5 Cabrio (180 kW) Eng. B5234T9 |  | 02-06   | •   | +ABS          | 13-0369      |         |    |    | 27,3 | 96,5 | 109  |     |   |    |     |      |     |   |
|                                     |  | 02-06   | •   | +ABS          | 15-1538      | 48      | 36 | 27 | 56,5 | 98,2 | 48   |     |   |    |     | 13a  | 1   |   |






















| <b>C70 I Coupe, Cabrio '97-'06</b>  |   |  | L/R  |  |  | NOTE  | METELLI ref.   | ABS            | A   | B  | C    | D    | E    | F    | H | I  | L   | M    | Fig |     |  |
|-------------------------------------|---|---|--|---|--|---|----------------|----------------|-----|----|------|------|------|------|---|----|-----|------|-----|-----|--|
| 2.4 T Cabrio (147 kW) Eng. B5244T7  |    | 02-06   |  | •   |  | +ABS  | <b>13-0369</b> |                |     |    | 27,3 | 96,5 | 109  |      |   |    |     |      |     |     |  |
|                                     |    | 02-06   |  | •   |  | +ABS  | <b>15-1538</b> | 48             | 36  | 27 | 56,5 | 98,2 | 48   |      |   |    |     | 13a  | 1   |     |  |
|                                     |    | 02-   | L  |   |  |   | M/T            | <b>17-0461</b> |     | 26 | 28   | 26   | 98   | 94   |   | 98 | 84  | 579  | s9  |     |  |
|                                     |   | 02-   | L  |   |  |   | +ABS, M/T      | <b>17-0463</b> | 48  | 26 | 28   | 26   | 98   | 94   |   | 98 | 84  | 579  | s9  |     |  |
|                                     |   | 02-   | R  |   |  |   | M/T            | <b>17-0462</b> |     | 26 | 28   | 26   | 98   | 102  |   | 98 | 507 | 1030 | s4  |     |  |
|                                     |   | 02-   | R  |   |  |   | +ABS, M/T      | <b>17-0464</b> | 48  | 26 | 28   | 26   | 98   | 102  |   | 98 | 507 | 1030 | s4  |     |  |
| 2.4 T. (142 kW) Eng. B5254T         |    | 1/99-   |  | •   |  | +ABS  | <b>13-0369</b> |                |     |    | 27,3 | 96,5 | 109  |      |   |    |     |      |     |     |  |
|                                     |   | 3/97-12/98  |  | •   |  | +ABS  | <b>13-0253</b> |                |     |    | 24   | 90   | 83   |      |   |    |     |      |     |     |  |
|                                     |    | 1/99-   |  | •   |  |   | +ABS           | <b>15-1538</b> | 48  | 36 | 27   | 56,5 | 98,2 | 48   |   |    |     |      | 13a | 1   |  |
|                                     |   | 3/97-12/98  |  | •   |  |   | +ABS           | <b>15-1368</b> | 48  | 26 | 28   | 56,7 | 98,2 | 51,8 |   |    |     |      | 11  | 3   |  |
|                                     |    | 3/97-12/98  | L  |   |  |   | M/T            | <b>17-0461</b> |     | 26 | 28   | 26   | 98   | 94   |   | 98 | 84  | 579  | s9  |     |  |
|                                     |   | 3/97-12/98  | L  |   |  |   | +ABS, M/T      | <b>17-0463</b> | 48  | 26 | 28   | 26   | 98   | 94   |   | 98 | 84  | 579  | s9  |     |  |
|                                     |   | 3/97-12/98  | R  |   |  |   | M/T            | <b>17-0462</b> |     | 26 | 28   | 26   | 98   | 102  |   | 98 | 507 | 1030 | s4  |     |  |
|                                     |   | 3/97-12/98  | R  |   |  |   | +ABS, M/T      | <b>17-0464</b> | 48  | 26 | 28   | 26   | 98   | 102  |   | 98 | 507 | 1030 | s4  |     |  |
| 2.5 Coupe (121 kW) Eng. B5254S      |    | 99-02   |  | •   |  | +ABS  | <b>13-0478</b> |                |     |    | 21   | 85   | 103  |      |   |    |     |      |     |     |  |
|                                     |    | 99-02   |  | •   |  | +ABS  | <b>15-1706</b> | 48             | 36  | 33 | 56   | 87   | 47,5 |      |   |    |     | 13a  | 1   |     |  |
| 2.5, Cabrio (125 kW) Eng. B5254S    |    | 99-02   |  | •   |  | +ABS  | <b>13-0478</b> |                |     |    | 21   | 85   | 103  |      |   |    |     |      |     |     |  |
|                                     |    | 99-02   |  | •   |  | +ABS  | <b>15-1706</b> | 48             | 36  | 33 | 56   | 87   | 47,5 |      |   |    |     | 13a  | 1   |     |  |
|                                     |    | 99-02   | L  |   |  |   | +ABS           | <b>17-0459</b> | 48  | 26 | 25   | 26   | 90   | 94   |   | 97 | 84  | 579  |     |     |  |
|                                     |   | 99-02   | R  |   |  |   | +ABS           | <b>17-0460</b> | 48  | 26 | 25   | 26   | 90   | 102  |   | 97 | 507 | 1028 |     |     |  |
|                                     | <b>C70 II Coupe, Cabrio '06-</b>  |   |  | L/R   |  |  | NOTE           | METELLI ref.   | ABS | A  | B    | C    | D    | E    | F | H  | I   | L    | M   | Fig |  |
| 2.4 (125 kW) Eng. B5244S4           |  | 06-   |  | •   |  |   | <b>13-0524</b> |                |     |    | 25   | 90   | 107  |      |   |    |     |      |     |     |  |
|                                     |  | 06-   |  | •   |  |   | <b>15-1774</b> |                | 36  | 26 | 56,2 | 90,9 | 49   |      |   |    |     | 13a  | 2   |     |  |
| 2.4 Cabrio (103 kW) Eng. B5244S59   |  | 06-   |  | •   |  |   | <b>13-0524</b> |                |     |    | 25   | 90   | 107  |      |   |    |     |      |     |     |  |
|                                     |  | 06-   |  | •   |  |   | <b>15-1774</b> |                | 36  | 26 | 56,2 | 90,9 | 49   |      |   |    |     | 13a  | 2   |     |  |
| 2.4 D5 Cabrio (132 kW) Eng. D5244T8 |  | 06-   |  | •   |  |   | <b>13-0524</b> |                |     |    | 25   | 90   | 107  |      |   |    |     |      |     |     |  |
|                                     |  | 06-   |  | •   |  |   | <b>15-1774</b> |                | 36  | 26 | 56,2 | 90,9 | 49   |      |   |    |     | 13a  | 2   |     |  |
| 2.5 T5 Cabrio (162 kW) Eng. B5254T3 |  | 06-   |  | •   |  |   | <b>13-0524</b> |                |     |    | 25   | 90   | 107  |      |   |    |     |      |     |     |  |
|                                     |  | 06-   |  | •   |  |   | <b>15-1774</b> |                | 36  | 26 | 56,2 | 90,9 | 49   |      |   |    |     | 13a  | 2   |     |  |

| S40 I / V40 (VW, VS) '95-'04              |    | L/R   |  |  | NOTE        | METELLI ref.   | ABS            | A  | B  | C    | D    | E    | F  | H  | I  | L | M | Fig |     |     |
|---|---|-------|---|---|-------------|----------------|----------------|----|----|------|------|------|----|----|----|---|---|-----|-----|-----|
| 1.6 (77 kW) Eng. B4164S                   |    | 95-99 |   | ●   | +/-ABS, M/T | <b>13-0265</b> |                |    |    | 25   | 78   | 130  |    |    |    |   |   |     |     |     |
|   |    | 95-99 |   | ●   | +ABS, M/T   | <b>15-1631</b> | 43             | 25 | 29 | 54   | 85,8 | 62   |    |    |    |   |   | 11  | 3   |     |
|   |   | 95-99 |   | ●   | -ABS, M/T   | <b>15-1385</b> |                | 25 | 29 | 54   | 87,2 | 62   |    |    |    |   |   |     | 11  | 3   |
|   |    | 95-99 | L   |   |             | +ABS, ABS:78mm | <b>17-0342</b> | 43 | 25 |      |      | 87   |    | 30 | 95 |   |   |     | 627 | s7  |
|   |   | 95-99 | R   |   |             | +ABS, ABS:78mm | <b>17-0343</b> | 43 | 25 |      | 23   | 87   | 75 | 30 | 95 |   |   |     | 808 | s20 |
| 1.6 (80 kW) Eng. B4164S2                  |    | 99-03 |   | ●   | +/-ABS, M/T | <b>13-0265</b> |                |    |    | 25   | 78   | 130  |    |    |    |   |   |     |     |     |
|   |    | 99-03 |   | ●   | +ABS, M/T   | <b>15-1631</b> | 43             | 25 | 29 | 54   | 85,8 | 62   |    |    |    |   |   |     | 11  | 3   |
|   |   | 99-03 |   | ●   | -ABS, M/T   | <b>15-1385</b> |                | 25 | 29 | 54   | 87,2 | 62   |    |    |    |   |   |     | 11  | 3   |
|   |    | 95-99 | L   |   |             | +ABS, ABS:78mm | <b>17-0342</b> | 43 | 25 |      |      | 87   |    | 30 | 95 |   |   |     | 627 | s7  |
|   |   | 95-99 | R   |   |             | +ABS, ABS:78mm | <b>17-0343</b> | 43 | 25 |      | 23   | 87   | 75 | 30 | 95 |   |   |     | 808 | s20 |
| 1.8 (85 kW) Eng. B4184S/ S3               |    | 95-99 |   | ●   | +/-ABS, M/T | <b>13-0265</b> |                |    |    | 25   | 78   | 130  |    |    |    |   |   |     |     |     |
|   |    | 95-99 |   | ●   | +ABS, M/T   | <b>15-1631</b> | 43             | 25 | 29 | 54   | 85,8 | 62   |    |    |    |   |   |     | 11  | 3   |
|   |   | 95-99 |   | ●   | -ABS, M/T   | <b>15-1385</b> |                | 25 | 29 | 54   | 87,2 | 62   |    |    |    |   |   |     | 11  | 3   |
|   |    | 95-99 | L   |   |             | +ABS, ABS:78mm | <b>17-0342</b> | 43 | 25 |      |      | 87   |    | 30 | 95 |   |   |     | 627 | s7  |
|   |   | 95-99 | R   |   |             | +ABS, ABS:78mm | <b>17-0343</b> | 43 | 25 |      | 23   | 87   | 75 | 30 | 95 |   |   |     | 808 | s20 |
| 1.8 i (92 kW) Eng. B4184SM                |    | 98-04 |   | ●   | +/-ABS, M/T | <b>13-0265</b> |                |    |    | 25   | 78   | 130  |    |    |    |   |   |     |     |     |
|   |    | 98-04 |   | ●   | +ABS, M/T   | <b>15-1631</b> | 43             | 25 | 29 | 54   | 85,8 | 62   |    |    |    |   |   |     | 11  | 3   |
|   |   | 98-04 |   | ●   | -ABS, M/T   | <b>15-1385</b> |                | 25 | 29 | 54   | 87,2 | 62   |    |    |    |   |   |     | 11  | 3   |
|   |    | 98-04 | L   |   |             | +ABS, ABS:78mm | <b>17-0342</b> | 43 | 25 |      |      | 87   |    | 30 | 95 |   |   |     | 627 | s7  |
|   |   | 98-04 | R   |   |             | +ABS, ABS:78mm | <b>17-0343</b> | 43 | 25 |      | 23   | 87   | 75 | 30 | 95 |   |   |     | 808 | s20 |
| 1.8, i (85-88-90 kW) Eng. B4184S2/ S9/ SJ |   | 99-04 |   | ●   | +/-ABS, M/T | <b>13-0265</b> |                |    |    | 25   | 78   | 130  |    |    |    |   |   |     |     |     |
|   |  | 99-04 |   | ●   | +ABS, M/T   | <b>15-1631</b> | 43             | 25 | 29 | 54   | 85,8 | 62   |    |    |    |   |   |     | 11  | 3   |
|   |   | 99-04 |   | ●   | -ABS, M/T   | <b>15-1385</b> |                | 25 | 29 | 54   | 87,2 | 62   |    |    |    |   |   |     | 11  | 3   |
|   |  | 99-04 | L   |   |             | +ABS, ABS:78mm | <b>17-0342</b> | 43 | 25 |      |      | 87   |    | 30 | 95 |   |   |     | 627 | s7  |
|   |   | 99-04 | R   |   |             | +ABS, ABS:78mm | <b>17-0343</b> | 43 | 25 |      | 23   | 87   | 75 | 30 | 95 |   |   |     | 808 | s20 |
| 1.9 Di (70 kW) Eng. D4192T2               |  | 3/99- |   | ●   | +/-ABS, M/T | <b>13-0265</b> |                |    |    | 25   | 78   | 130  |    |    |    |   |   |     |     |     |
|   |  | 3/99- |   | ●   | +ABS, M/T   | <b>15-1631</b> | 43             | 25 | 29 | 54   | 85,8 | 62   |    |    |    |   |   |     | 11  | 3   |
|   |   | 3/99- |   | ●   | -ABS, M/T   | <b>15-1385</b> |                | 25 | 29 | 54   | 87,2 | 62   |    |    |    |   |   |     | 11  | 3   |
| 1.9 Di (75 kW) Eng. D4192T4               |  | 00-03 |   | ●   | +/-ABS, M/T | <b>13-0265</b> |                |    |    | 25   | 78   | 130  |    |    |    |   |   |     |     |     |
|   |  | 00-03 |   | ●   | +ABS, M/T   | <b>15-1631</b> | 43             | 25 | 29 | 54   | 85,8 | 62   |    |    |    |   |   |     | 11  | 3   |
|   |   | 00-03 |   | ●   | -ABS, M/T   | <b>15-1385</b> |                | 25 | 29 | 54   | 87,2 | 62   |    |    |    |   |   |     | 11  | 3   |
| 1.9 Di (85 kW) Eng. D4192T3               |  | 00-03 |   | ●   | +ABS        | <b>13-0515</b> |                |    |    | 30   | 96,2 | 137  |    |    |    |   |   |     |     |     |
|   |  | 00-03 |   | ●   | +ABS        | <b>15-1642</b> | 43             | 26 | 27 | 56,5 | 97,9 | 49,9 |    |    |    |   |   |     | 11  | 1   |



























| <b>S40 I / V40 (VW, VS) '95-'04</b> |   |    | L/R |    |    | NOTE           | METELLI ref.   | ABS            | A  | B  | C    | D    | E    | F    | H    | I    | L    | M   | Fig |   |  |
|-------------------------------------|---|---|-----|---|--|----------------|----------------|----------------|----|----|------|------|------|------|------|------|------|-----|-----|---|--|
| 1.9 TD (66 kW) Eng. D4192T          |    | 95-   |     | ●   |  | +/-ABS, M/T    | <b>13-0265</b> |                |    |    | 25   | 78   | 130  |      |      |      |      |     |     |   |  |
|                                     |    | 95-   |     | ●   |  | +ABS, M/T      | <b>15-1631</b> | 43             | 25 | 29 | 54   | 85,8 | 62   |      |      |      |      | 11  | 3   |   |  |
|                                     |   | 95-   |     | ●   |  |                | -ABS, M/T      | <b>15-1385</b> |    | 25 | 29   | 54   | 87,2 | 62   |      |      |      |     | 11  | 3 |  |
| 2.0 (100 kW) Eng. B4204S            |    | 95-04   |     | ●   |  | +/-ABS, M/T    | <b>13-0265</b> |                |    |    | 25   | 78   | 130  |      |      |      |      |     |     |   |  |
|                                     |    | 95-04   |     | ●   |  | +ABS, M/T      | <b>15-1631</b> | 43             | 25 | 29 | 54   | 85,8 | 62   |      |      |      |      | 11  | 3   |   |  |
|                                     |   | 95-04   |     | ●   |  |                | -ABS, M/T      | <b>15-1385</b> |    | 25 | 29   | 54   | 87,2 | 62   |      |      |      |     | 11  | 3 |  |
|                                     |    | 95-04   | L   |   |  |                | +ABS, ABS:78mm | <b>17-0342</b> | 43 | 25 |      |      | 87   |      | 30   | 95   |      | 627 | s7  |   |  |
|                                     |   | 95-04   | L   |   |  |                | +ABS, ABS:82mm | <b>17-0496</b> | 43 | 25 |      |      | 87   |      |      | 95   |      | 628 |     |   |  |
|                                     |   | 95-04   | R   |   |  |                | +ABS, ABS:78mm | <b>17-0343</b> | 43 | 25 |      | 23   | 87   | 75   | 30   | 95   |      | 808 | s20 |   |  |
|                                     |   | 95-04   | R   |   |  |                | +ABS, ABS:82mm | <b>17-0497</b> | 43 | 25 |      |      | 87   |      |      | 95   |      | 808 |     |   |  |
| 2.0 (103 kW) Eng. B4204S            |    | 95-99   |     | ●   |  | +/-ABS, M/T    | <b>13-0265</b> |                |    |    | 25   | 78   | 130  |      |      |      |      |     |     |   |  |
|                                     |    | 95-99   |     | ●   |  | +ABS, M/T      | <b>15-1631</b> | 43             | 25 | 29 | 54   | 85,8 | 62   |      |      |      |      | 11  | 3   |   |  |
|                                     |   | 95-99   |     | ●   |  |                | -ABS, M/T      | <b>15-1385</b> |    | 25 | 29   | 54   | 87,2 | 62   |      |      |      |     | 11  | 3 |  |
|                                     |    | 95-99   | L   |   |  |                | +ABS, ABS:78mm | <b>17-0342</b> | 43 | 25 |      |      | 87   |      | 30   | 95   |      | 627 | s7  |   |  |
|                                     |   | 95-99   | L   |   |  |                | +ABS, ABS:82mm | <b>17-0496</b> | 43 | 25 |      |      | 87   |      |      | 95   |      | 628 |     |   |  |
|                                     |   | 95-99   | R   |   |  |                | +ABS, ABS:78mm | <b>17-0343</b> | 43 | 25 |      | 23   | 87   | 75   | 30   | 95   |      | 808 | s20 |   |  |
| 95-99                               |   | R   |     |   |  | +ABS, ABS:82mm | <b>17-0497</b> | 43             | 25 |    |      | 87   |      |      | 95   |      | 808  |     |     |   |  |
| 2.0 T. (120-121 kW) Eng. B4204T3    |    | 00-03   |     | ●   |  | +ABS           | <b>13-0515</b> |                |    |    | 30   | 96,2 | 137  |      |      |      |      |     |     |   |  |
|                                     |    | 00-03   |     | ●   |  | +ABS           | <b>15-1642</b> | 43             | 26 | 27 | 56,5 | 97,9 | 49,9 |      |      |      |      | 11  | 1   |   |  |
| 2.0 T4 (147 kW) Eng. B4204T5        |    | 00-04   |     | ●   |  | +ABS           | <b>13-0515</b> |                |    |    | 30   | 96,2 | 137  |      |      |      |      |     |     |   |  |
|                                     |   | 00-04   |     | ●   |  | +ABS           | <b>15-1642</b> | 43             | 26 | 27 | 56,5 | 97,9 | 49,9 |      |      |      |      | 11  | 1   |   |  |
| <b>S40 II / V50 (MW, MS) '04-</b>   |   |  | L/R |  |  | NOTE           | METELLI ref.   | ABS            | A  | B  | C    | D    | E    | F    | H    | I    | L    | M   | Fig |   |  |
| 1.6 (74 kW) Eng. B4164S3            |  | 05-   |     | ●   |  |                | <b>13-0541</b> |                |    |    | 31   | 75   | 115  |      |      |      |      |     |     |   |  |
|                                     |  | 05-   |     | ●   |  |                | <b>15-1773</b> |                | 36 | 24 | 56,5 | 81   | 48   |      |      |      |      |     | 13a | 1 |  |
|                                     |   | 05-   | L   |   |  |                | M/T            | <b>17-0907</b> |    | 36 | 23   |      | 81   | 78,5 | 30   | 48,2 | 61,5 | 601 | s3  |   |  |
|                                     |  | 05-   | R   |   |  | M/T            | <b>17-0885</b> |                | 36 | 23 |      | 81   | 78,5 | 30   | 48,2 | 371  | 905  | s4  |     |   |  |
| 1.6 D (80 kW) Eng. D4164T           |  | 05-   |     | ●   |  | Only V50       | <b>13-0526</b> |                |    |    | 21   | 85   | 103  |      |      |      |      |     |     |   |  |
|                                     |   | 05-   |     | ●   |  | 5Sp            | <b>13-0539</b> |                |    |    | 21   | 85   | 103  |      |      |      |      |     |     |   |  |
|                                     |  | 05-   |     | ●   |  | Only V50       | <b>15-1772</b> |                | 36 | 26 | 56,4 | 86,9 | 48,4 |      |      |      |      |     | 13a | 1 |  |
|                                     |   | 05-   |     | ●   |  | 5Sp            | <b>15-1765</b> |                | 36 | 26 | 55,7 | 86,9 | 47,6 |      |      |      |      |     |     | 1 |  |
|                                     |  | 05-   | L   |   |  |                |                | <b>17-0912</b> |    | 36 | 26   |      | 87   | 84   |      | 47,8 | 70   | 583 | s3  |   |  |
|                                     |   | 05-   | R   |   |  |                |                | <b>17-0886</b> |    | 36 | 26   |      | 87   | 84   |      | 47,8 | 389  | 921 | s4  |   |  |
| 1.6 D2 (84 kW) Eng. D4162T          |  | 10-   |     | ●   |  |                | <b>15-1765</b> |                | 36 | 26 | 55,7 | 86,9 | 47,6 |      |      |      |      |     |     | 1 |  |

| <b>S40 II / V50 (MW, MS) '04-</b>  |   |    | L/R |    |    | NOTE                      | METELLI ref.   | ABS | A  | B  | C    | D    | E    | F | H | I | L | M | Fig |     |   |
|------------------------------------|---|---|-----|---|--|---------------------------|----------------|-----|----|----|------|------|------|---|---|---|---|---|-----|-----|---|
| 1.8 (92 kW) Eng. B4184S11/ S8      |    | 04-   |     | •   |  | Ch -500781                | <b>13-0525</b> |     |    |    | 23   | 77   | 105  |   |   |   |   |   |     |     |   |
|                                    |    | 04-   |     | •   |  | Ch -500781                | <b>15-1775</b> |     | 36 | 23 | 56   | 82,1 | 48   |   |   |   |   |   | 13a | 2   |   |
| 2.0 (107 kW) Eng. B4204S3/ S4      |    | 08-   |     | •   |  | A/T, Ch 539658-, Only V50 | <b>13-0524</b> |     |    |    | 25   | 90   | 107  |   |   |   |   |   |     |     |   |
|                                    |   | 08-   |     | •   |  | M/T, Ch -549511           | <b>13-0525</b> |     |    |    | 23   | 77   | 105  |   |   |   |   |   |     |     |   |
|                                    |    | 08-   |     | •   |  | A/T, Ch 539658-, Only V50 | <b>15-1774</b> |     | 36 | 26 | 56,2 | 90,9 | 49   |   |   |   |   |   |     | 13a | 2 |
|                                    |   | 08-   |     | •   |  | M/T, Ch -549511           | <b>15-1775</b> |     | 36 | 23 | 56   | 82,1 | 48   |   |   |   |   |   |     | 13a | 2 |
|                                    |   |   |     |   |  |                           |                |     |    |    |      |      |      |   |   |   |   |   |     |     |   |
| 2.0 D 20v (100 kW) Eng. D4204T     |    | 04-   |     | •   |  |                           | <b>13-0524</b> |     |    |    | 25   | 90   | 107  |   |   |   |   |   |     |     |   |
|                                    |    | 04-   |     | •   |  |                           | <b>15-1774</b> |     | 36 | 26 | 56,2 | 90,9 | 49   |   |   |   |   |   |     | 13a | 2 |
| 2.0 D3 (110 kW) Eng. D5204T5       |    | 10-   |     | •   |  |                           | <b>13-0524</b> |     |    |    | 25   | 90   | 107  |   |   |   |   |   |     |     |   |
|                                    |    | 10-   |     | •   |  |                           | <b>15-1774</b> |     | 36 | 26 | 56,2 | 90,9 | 49   |   |   |   |   |   |     | 13a | 2 |
| 2.0 D4 (96 kW) Eng. D4204T2        |    | 05-   |     | •   |  |                           | <b>13-0524</b> |     |    |    | 25   | 90   | 107  |   |   |   |   |   |     |     |   |
|                                    |    | 05-   |     | •   |  |                           | <b>15-1774</b> |     | 36 | 26 | 56,2 | 90,9 | 49   |   |   |   |   |   |     | 13a | 2 |
| 2.4 (103 kW) Eng. B5244S5          |    | 04-   |     | •   |  |                           | <b>13-0524</b> |     |    |    | 25   | 90   | 107  |   |   |   |   |   |     |     |   |
|                                    |    | 04-   |     | •   |  |                           | <b>15-1774</b> |     | 36 | 26 | 56,2 | 90,9 | 49   |   |   |   |   |   |     | 13a | 2 |
| 2.4 D5 (132 kW) Eng. D5244T8       |    | 07-   |     | •   |  |                           | <b>13-0524</b> |     |    |    | 25   | 90   | 107  |   |   |   |   |   |     |     |   |
|                                    |    | 07-   |     | •   |  |                           | <b>15-1774</b> |     | 36 | 26 | 56,2 | 90,9 | 49   |   |   |   |   |   |     | 13a | 2 |
| 2.4 TDi (120 kW) Eng. D5244T9      |    | 07-   |     | •   |  |                           | <b>13-0524</b> |     |    |    | 25   | 90   | 107  |   |   |   |   |   |     |     |   |
|                                    |    | 07-   |     | •   |  |                           | <b>15-1774</b> |     | 36 | 26 | 56,2 | 90,9 | 49   |   |   |   |   |   |     | 13a | 2 |
| 2.4, AWD (125 kW) Eng. B5244S      |    | 04-   |     | •   |  |                           | <b>13-0524</b> |     |    |    | 25   | 90   | 107  |   |   |   |   |   |     |     |   |
|                                    |   | 04-   |     | •   |  |                           | <b>15-1774</b> |     | 36 | 26 | 56,2 | 90,9 | 49   |   |   |   |   |   |     | 13a | 2 |
| 2.5 T5 (162 kW) Eng. B5254T3       |  | 04-   |     | •   |  |                           | <b>13-0524</b> |     |    |    | 25   | 90   | 107  |   |   |   |   |   |     |     |   |
|                                    |  | 04-   |     | •   |  |                           | <b>15-1774</b> |     | 36 | 26 | 56,2 | 90,9 | 49   |   |   |   |   |   |     | 13a | 2 |
| 2.5i T5, AWD (169 kW) Eng. B5254T7 |  | 08-   |     | •   |  |                           | <b>13-0524</b> |     |    |    | 25   | 90   | 107  |   |   |   |   |   |     |     |   |
|                                    |  | 08-   |     | •   |  |                           | <b>15-1774</b> |     | 36 | 26 | 56,2 | 90,9 | 49   |   |   |   |   |   |     | 13a | 2 |
| <b>S60 I '00-'10</b>               |   |  | L/R |  |  | NOTE                      | METELLI ref.   | ABS | A  | B  | C    | D    | E    | F | H | I | L | M | Fig |     |   |
| 2.0 T. (132 kW) Eng. B5204T5       |  | 01-   |     | •   |  | +ABS                      | <b>13-0478</b> |     |    |    | 21   | 85   | 103  |   |   |   |   |   |     |     |   |
|                                    |  | 01-   |     | •   |  | +ABS                      | <b>15-1706</b> | 48  | 36 | 33 | 56   | 87   | 47,5 |   |   |   |   |   |     | 13a | 1 |
| 2.3 T5 (184 kW) Eng. B5234T3       |  | 00-   |     | •   |  | +ABS                      | <b>13-0369</b> |     |    |    | 27,3 | 96,5 | 109  |   |   |   |   |   |     |     |   |
|                                    |  | 00-   |     | •   |  | +ABS                      | <b>15-1538</b> | 48  | 36 | 27 | 56,5 | 98,2 | 48   |   |   |   |   |   |     | 13a | 1 |
| 2.4 (125 kW) Eng. B5244S           |  | 00-   |     | •   |  | +ABS                      | <b>13-0478</b> |     |    |    | 21   | 85   | 103  |   |   |   |   |   |     |     |   |
|                                    |  | 00-   |     | •   |  | +ABS                      | <b>15-1706</b> | 48  | 36 | 33 | 56   | 87   | 47,5 |   |   |   |   |   |     | 13a | 1 |

































































| <b>S70 '97-'00</b>            |   |  | L/R |  |  | NOTE          | METELLI ref.   | ABS            | A  | B  | C    | D    | E    | F   | H | I  | L   | M    | Fig |   |  |
|-------------------------------|---|---|-----|---|---|---------------|----------------|----------------|----|----|------|------|------|-----|---|----|-----|------|-----|---|--|
| 2.0 (93 kW) Eng. B5202S       |    | 1/99-   |     | ●   |   | +ABS          | <b>13-0478</b> |                |    |    | 21   | 85   | 103  |     |   |    |     |      |     |   |  |
|                               |   | 97-12/98  |     | ●   |   | +ABS, M/T+A/T | <b>13-0110</b> |                |    |    | 25   | 90   | 107  |     |   |    |     |      |     |   |  |
|                               |    | 1/99-   |     | ●   |   | +ABS          | <b>15-1706</b> | 48             | 36 | 33 | 56   | 87   | 47,5 |     |   |    |     |      | 13a | 1 |  |
|                               |   | 97-12/98  |     | ●   |   | +ABS, M/T+A/T | <b>15-1133</b> | 48             | 26 | 25 | 56,6 | 90   | 50,5 |     |   |    |     |      | 11  | 3 |  |
|                               |    | 97-12/98  | L   |   |   |               | +ABS, M/T      | <b>17-0459</b> | 48 | 26 | 25   | 26   | 90   | 94  |   | 97 | 84  | 579  |     |   |  |
|                               |   | 97-12/98  | R   |   |   |               | +ABS, M/T      | <b>17-0460</b> | 48 | 26 | 25   | 26   | 90   | 102 |   | 97 | 507 | 1028 |     |   |  |
| 2.0 20v (105 kW) Eng. B5204F  |    | 1/99-   |     | ●   |   | +ABS          | <b>13-0478</b> |                |    |    | 21   | 85   | 103  |     |   |    |     |      |     |   |  |
|                               |   | 97-12/98  |     | ●   |   | +ABS, M/T+A/T | <b>13-0110</b> |                |    |    | 25   | 90   | 107  |     |   |    |     |      |     |   |  |
|                               |    | 1/99-   |     | ●   |   | +ABS          | <b>15-1706</b> | 48             | 36 | 33 | 56   | 87   | 47,5 |     |   |    |     |      | 13a | 1 |  |
|                               |   | 97-12/98  |     | ●   |   | +ABS, M/T+A/T | <b>15-1133</b> | 48             | 26 | 25 | 56,6 | 90   | 50,5 |     |   |    |     |      | 11  | 3 |  |
|                               |    | 3/97-   | L   |   |   |               | +ABS, M/T      | <b>17-0459</b> | 48 | 26 | 25   | 26   | 90   | 94  |   | 97 | 84  | 579  |     |   |  |
|                               |   | 3/97-   | R   |   |   |               | +ABS, M/T      | <b>17-0460</b> | 48 | 26 | 25   | 26   | 90   | 102 |   | 97 | 507 | 1028 |     |   |  |
| 2.0 T. (120 kW) Eng. B5204T4  |    | 97-   |     | ●   |   | +ABS          | <b>13-0110</b> |                |    |    | 25   | 90   | 107  |     |   |    |     |      |     |   |  |
|                               |   | 97-   |     | ●   |   | +ABS          | <b>15-1133</b> | 48             | 26 | 25 | 56,6 | 90   | 50,5 |     |   |    |     | 11   | 3   |   |  |
| 2.0 T. (132 kW) Eng. B5204T2  |    | 1/99-   |     | ●   |   | +ABS          | <b>13-0478</b> |                |    |    | 21   | 85   | 103  |     |   |    |     |      |     |   |  |
|                               |   | 97-12/98  |     | ●   |   | +ABS, M/T+A/T | <b>13-0110</b> |                |    |    | 25   | 90   | 107  |     |   |    |     |      |     |   |  |
|                               |    | 1/99-   |     | ●   |   | +ABS          | <b>15-1706</b> | 48             | 36 | 33 | 56   | 87   | 47,5 |     |   |    |     |      | 13a | 1 |  |
|                               |   | 97-12/98  |     | ●   |   | +ABS, M/T+A/T | <b>15-1133</b> | 48             | 26 | 25 | 56,6 | 90   | 50,5 |     |   |    |     |      | 11  | 3 |  |
|                               |    | 97-12/98  | L   |   |   |               | +ABS, M/T      | <b>17-0459</b> | 48 | 26 | 25   | 26   | 90   | 94  |   | 97 | 84  | 579  |     |   |  |
|                               |   | 97-12/98  | R   |   |   |               | +ABS, M/T      | <b>17-0460</b> | 48 | 26 | 25   | 26   | 90   | 102 |   | 97 | 507 | 1028 |     |   |  |
| 2.0 T. (155 kW) Eng. B5204T   |    | 1/99-   |     | ●   |   | +ABS          | <b>13-0369</b> |                |    |    | 27,3 | 96,5 | 109  |     |   |    |     |      |     |   |  |
|                               |   | 97-12/98  |     | ●   |   | +ABS          | <b>13-0253</b> |                |    |    | 24   | 90   | 83   |     |   |    |     |      |     |   |  |
|                               |  | 1/99-   |     | ●   |   | +ABS          | <b>15-1538</b> | 48             | 36 | 27 | 56,5 | 98,2 | 48   |     |   |    |     |      | 13a | 1 |  |
|                               |   | 97-12/98  |     | ●   |   | +ABS          | <b>15-1368</b> | 48             | 26 | 28 | 56,7 | 98,2 | 51,8 |     |   |    |     |      | 11  | 3 |  |
| 2.0 T. (166 kW) Eng. B5204T3  |  | 1/97-12/98  |     | ●   |   | +ABS          | <b>13-0253</b> |                |    |    | 24   | 90   | 83   |     |   |    |     |      |     |   |  |
|                               |   | 1/99-   |     | ●   |   | +ABS          | <b>13-0369</b> |                |    |    | 27,3 | 96,5 | 109  |     |   |    |     |      |     |   |  |
|                               |  | 1/97-12/98  |     | ●   |   | +ABS          | <b>15-1368</b> | 48             | 26 | 28 | 56,7 | 98,2 | 51,8 |     |   |    |     |      | 11  | 3 |  |
|                               |   | 1/99-   |     | ●   |   | +ABS          | <b>15-1538</b> | 48             | 36 | 27 | 56,5 | 98,2 | 48   |     |   |    |     |      | 13a | 1 |  |
|                               |  | 1/97-12/98  | L   |   |   |               | +ABS, M/T      | <b>17-0463</b> | 48 | 26 | 28   | 26   | 98   | 94  |   | 98 | 84  | 579  | s9  |   |  |
|                               |   | 1/97-12/98  | L   |   |   |               | -ABS, M/T      | <b>17-0461</b> |    | 26 | 28   | 26   | 98   | 94  |   | 98 | 84  | 579  | s9  |   |  |
|                               |   | 1/97-12/98  | R   |   |   |               | +ABS, M/T      | <b>17-0464</b> | 48 | 26 | 28   | 26   | 98   | 102 |   | 98 | 507 | 1030 | s4  |   |  |
|                               |   | 1/97-12/98  | R   |   |   |               | -ABS, M/T      | <b>17-0462</b> |    | 26 | 28   | 26   | 98   | 102 |   | 98 | 507 | 1030 | s4  |   |  |
| 2.3 T. (184 kW) Eng. B5234FT+ |  | 97-00   |     | ●   |   | +ABS          | <b>13-0110</b> |                |    |    | 25   | 90   | 107  |     |   |    |     |      |     |   |  |
|                               |   | 97-00   |     | ●   |   | +ABS          | <b>15-1133</b> | 48             | 26 | 25 | 56,6 | 90   | 50,5 |     |   |    |     | 11   | 3   |   |  |





















| <b>S70 '97-'00</b>                            |   |  | L/R |  |  | NOTE          | METELLI ref.   | ABS | A  | B  | C    | D    | E    | F | H | I  | L   | M    | Fig |     |   |
|---|---|---|-----|---|--|---------------|----------------|-----|----|----|------|------|------|---|---|----|-----|------|-----|-----|---|
| 2.4, AWD, Bifuel (106 kW) Eng. GB/ B5252S/ FS |    | 1/99-   |     | ●   |  | +ABS          | <b>13-0478</b> |     |    |    | 21   | 85   | 103  |   |   |    |     |      |     |     |   |
|   |   | 98-12/98  |     | ●   |  | +ABS, M/T+A/T | <b>13-0110</b> |     |    |    | 25   | 90   | 107  |   |   |    |     |      |     |     |   |
|   |    | 1/99-   |     | ●   |  | +ABS          | <b>15-1706</b> | 48  | 36 | 33 | 56   | 87   | 47,5 |   |   |    |     |      |     | 13a | 1 |
|   |   | 98-12/98  |     | ●   |  | +ABS, M/T+A/T | <b>15-1133</b> | 48  | 26 | 25 | 56,6 | 90   | 50,5 |   |   |    |     |      |     | 11  | 3 |
|   |    | 98-12/98  | L   |   |  | +ABS          | <b>17-0459</b> | 48  | 26 | 25 | 26   | 90   | 94   |   |   | 97 | 84  | 579  |     |     |   |
|   |   | 98-12/98  | R   |   |  | +ABS          | <b>17-0460</b> | 48  | 26 | 25 | 26   | 90   | 102  |   |   | 97 | 507 | 1028 |     |     |   |
| 2.5 TDi, AWD (103 kW) Eng. D5252T             |    | 1/97-12/98  |     | ●   |  | +ABS          | <b>13-0253</b> |     |    |    | 24   | 90   | 83   |   |   |    |     |      |     |     |   |
|   |   | 1/99-   |     | ●   |  | +ABS          | <b>13-0369</b> |     |    |    | 27,3 | 96,5 | 109  |   |   |    |     |      |     |     |   |
|   |    | 1/97-12/98  |     | ●   |  | +ABS          | <b>15-1368</b> | 48  | 26 | 28 | 56,7 | 98,2 | 51,8 |   |   |    |     |      |     | 11  | 3 |
|   |   | 1/99-   |     | ●   |  | +ABS          | <b>15-1538</b> | 48  | 36 | 27 | 56,5 | 98,2 | 48   |   |   |    |     |      |     | 13a | 1 |
|   |    | 1/97-12/98  | L   |   |  | +ABS, M/T     | <b>17-0463</b> | 48  | 26 | 28 | 26   | 98   | 94   |   |   | 98 | 84  | 579  |     | s9  |   |
|   |   | 1/97-12/98  | L   |   |  | -ABS, M/T     | <b>17-0461</b> |     | 26 | 28 | 26   | 98   | 94   |   |   | 98 | 84  | 579  |     | s9  |   |
|   |   | 1/97-12/98  | R   |   |  | +ABS, M/T     | <b>17-0464</b> | 48  | 26 | 28 | 26   | 98   | 102  |   |   | 98 | 507 | 1030 |     | s4  |   |
|   |   | 1/97-12/98  | R   |   |  | -ABS, M/T     | <b>17-0462</b> |     | 26 | 28 | 26   | 98   | 102  |   |   | 98 | 507 | 1030 |     | s4  |   |
| <b>S80 I (TS, XY) '98-'06</b>                 |   |  | L/R |  |  | NOTE          | METELLI ref.   | ABS | A  | B  | C    | D    | E    | F | H | I  | L   | M    | Fig |     |   |
| 2.0 T. (120 kW) Eng. B5204T4                  |    | 1/99-   |     | ●   |  | +ABS          | <b>13-0478</b> |     |    |    | 21   | 85   | 103  |   |   |    |     |      |     |     |   |
|   |   | -12/98  |     | ●   |  | +ABS          | <b>13-0110</b> |     |    |    | 25   | 90   | 107  |   |   |    |     |      |     |     |   |
|   |    | 1/99-   |     | ●   |  | +ABS          | <b>15-1706</b> | 48  | 36 | 33 | 56   | 87   | 47,5 |   |   |    |     |      |     | 13a | 1 |
|   |   | -12/98  |     | ●   |  | +ABS          | <b>15-1133</b> | 48  | 26 | 25 | 56,6 | 90   | 50,5 |   |   |    |     |      |     | 11  | 3 |
| 2.0 T. (132 kW) Eng. B5204T5                  |    | 99-   |     | ●   |  | +ABS          | <b>13-0478</b> |     |    |    | 21   | 85   | 103  |   |   |    |     |      |     |     |   |
|   |   | 99-   |     | ●   |  | +ABS          | <b>15-1706</b> | 48  | 36 | 33 | 56   | 87   | 47,5 |   |   |    |     |      | 13a | 1   |   |
| 2.0 T. (166 kW) Eng. B5204T3                  |  | 1/99-   |     | ●   |  | +ABS          | <b>13-0369</b> |     |    |    | 27,3 | 96,5 | 109  |   |   |    |     |      |     |     |   |
|   |   | 97-12/98  |     | ●   |  | +ABS          | <b>13-0253</b> |     |    |    | 24   | 90   | 83   |   |   |    |     |      |     |     |   |
|   |  | 1/99-   |     | ●   |  | +ABS          | <b>15-1538</b> | 48  | 36 | 27 | 56,5 | 98,2 | 48   |   |   |    |     |      |     | 13a | 1 |
|   |   | 97-12/98  |     | ●   |  | +ABS          | <b>15-1368</b> | 48  | 26 | 28 | 56,7 | 98,2 | 51,8 |   |   |    |     |      |     | 11  | 3 |
| 2.4 (125 kW) Eng. B5244S                      |  | 99-   |     | ●   |  | +ABS          | <b>13-0478</b> |     |    |    | 21   | 85   | 103  |   |   |    |     |      |     |     |   |
|   |  | 99-   |     | ●   |  | +ABS          | <b>15-1706</b> | 48  | 36 | 33 | 56   | 87   | 47,5 |   |   |    |     |      | 13a | 1   |   |
| 2.4 D (96 kW) Eng. D5244T2                    |  | 01-06   |     | ●   |  | +ABS          | <b>13-0369</b> |     |    |    | 27,3 | 96,5 | 109  |   |   |    |     |      |     |     |   |
|   |  | 01-06   |     | ●   |  | +ABS          | <b>15-1538</b> | 48  | 36 | 27 | 56,5 | 98,2 | 48   |   |   |    |     |      | 13a | 1   |   |
| 2.4 D5 (120 kW) Eng. D5244T                   |  | 01-06   |     | ●   |  | +ABS          | <b>13-0369</b> |     |    |    | 27,3 | 96,5 | 109  |   |   |    |     |      |     |     |   |
|   |  | 01-06   |     | ●   |  | +ABS          | <b>15-1538</b> | 48  | 36 | 27 | 56,5 | 98,2 | 48   |   |   |    |     |      | 13a | 1   |   |
| 2.4 T5 (147 kW) Eng. B5244T3                  |  | 00-06   |     | ●   |  | +ABS          | <b>13-0369</b> |     |    |    | 27,3 | 96,5 | 109  |   |   |    |     |      |     |     |   |
|   |  | 00-06   |     | ●   |  | +ABS          | <b>15-1538</b> | 48  | 36 | 27 | 56,5 | 98,2 | 48   |   |   |    |     |      | 13a | 1   |   |




























| <b>S80 I (TS, XY) '98-'06</b>          |   |    | L/R |    |    | NOTE                        | METELLI ref.   | ABS | A  | B  | C    | D    | E    | F | H | I | L | M   | Fig |   |  |
|--|---|---|-----|---|--|-----------------------------|----------------|-----|----|----|------|------|------|---|---|---|---|-----|-----|---|--|
| 2.4 T5 AWD (147 kW) Eng. B5254T3       |    | 00-03   |     | ●   |  | +ABS                        | <b>13-0369</b> |     |    |    | 27,3 | 96,5 | 109  |   |   |   |   |     |     |   |  |
|  |    | 00-03   |     | ●   |  | +ABS                        | <b>15-1538</b> | 48  | 36 | 27 | 56,5 | 98,2 | 48   |   |   |   |   | 13a | 1   |   |  |
| 2.4, Bifuel (103 kW) Eng. B5244S2/ SG2 |    | 99-   |     | ●   |  | +ABS                        | <b>13-0478</b> |     |    |    | 21   | 85   | 103  |   |   |   |   |     |     |   |  |
|  |    | 99-   |     | ●   |  | +ABS                        | <b>15-1706</b> | 48  | 36 | 33 | 56   | 87   | 47,5 |   |   |   |   | 13a | 1   |   |  |
| 2.5 TDi (103 kW) Eng. D5252T           |    | 99-06   |     | ●   |  | +ABS                        | <b>13-0369</b> |     |    |    | 27,3 | 96,5 | 109  |   |   |   |   |     |     |   |  |
|  |    | 99-06   |     | ●   |  | +ABS                        | <b>15-1538</b> | 48  | 36 | 27 | 56,5 | 98,2 | 48   |   |   |   |   | 13a | 1   |   |  |
| 2.8 T6 (200 kW) Eng. B6284T            |    | 1/99-   |     | ●   |  | +ABS                        | <b>13-0369</b> |     |    |    | 27,3 | 96,5 | 109  |   |   |   |   |     |     |   |  |
|  |   | -12/98  |     | ●   |  | +ABS                        | <b>13-0253</b> |     |    |    | 24   | 90   | 83   |   |   |   |   |     |     |   |  |
|  |    | 1/99-   |     | ●   |  | +ABS                        | <b>15-1538</b> | 48  | 36 | 27 | 56,5 | 98,2 | 48   |   |   |   |   |     | 13a | 1 |  |
|  |   | -12/98  |     | ●   |  | +ABS                        | <b>15-1368</b> | 48  | 26 | 28 | 56,7 | 98,2 | 51,8 |   |   |   |   |     | 11  | 3 |  |
| 2.9 (147 kW) Eng. B6294S               |    | 99-06   |     | ●   |  | +ABS                        | <b>13-0369</b> |     |    |    | 27,3 | 96,5 | 109  |   |   |   |   |     |     |   |  |
|  |    | 99-06   |     | ●   |  | +ABS                        | <b>15-1538</b> | 48  | 36 | 27 | 56,5 | 98,2 | 48   |   |   |   |   | 13a | 1   |   |  |
| 2.9 (150 kW) Eng. B6304S3              |    | 1/99-   |     | ●   |  | +ABS                        | <b>13-0369</b> |     |    |    | 27,3 | 96,5 | 109  |   |   |   |   |     |     |   |  |
|  |   | -12/98  |     | ●   |  | +ABS                        | <b>13-0253</b> |     |    |    | 24   | 90   | 83   |   |   |   |   |     |     |   |  |
|  |    | 1/99-   |     | ●   |  | +ABS                        | <b>15-1538</b> | 48  | 36 | 27 | 56,5 | 98,2 | 48   |   |   |   |   |     | 13a | 1 |  |
|  |   | -12/98  |     | ●   |  | +ABS                        | <b>15-1368</b> | 48  | 26 | 28 | 56,7 | 98,2 | 51,8 |   |   |   |   |     | 11  | 3 |  |
| 3.0 (144 kW) Eng. B6294S2              |    | 01-06   |     | ●   |  | +ABS                        | <b>13-0369</b> |     |    |    | 27,3 | 96,5 | 109  |   |   |   |   |     |     |   |  |
|  |    | 01-06   |     | ●   |  | +ABS                        | <b>15-1538</b> | 48  | 36 | 27 | 56,5 | 98,2 | 48   |   |   |   |   | 13a | 1   |   |  |
| 3.0 T6 (200 kW) Eng. B6294T            |    | 01-06   |     | ●   |  | +ABS                        | <b>13-0369</b> |     |    |    | 27,3 | 96,5 | 109  |   |   |   |   |     |     |   |  |
|  |    | 01-06   |     | ●   |  | +ABS                        | <b>15-1538</b> | 48  | 36 | 27 | 56,5 | 98,2 | 48   |   |   |   |   | 13a | 1   |   |  |
| <b>S80 II '06-</b>                     |   |  | L/R |  |  | NOTE                        | METELLI ref.   | ABS | A  | B  | C    | D    | E    | F | H | I | L | M   | Fig |   |  |
| 1.6 D Drive (80 kW) Eng. D4164T        |  | 08-   |     | ●   |  | 5Sp, G.Box: MTX75           | <b>13-0499</b> |     |    |    | 27   | 90   | 140  |   |   |   |   |     |     |   |  |
|  |  | 08-   |     | ●   |  | 5Sp, G.Box: MTX75           | <b>15-1738</b> |     | 40 | 28 | 57,4 | 91,9 | 51,4 |   |   |   |   | 13a | 1   |   |  |
| 1.6 D2 (84 kW) Eng. D4162T             |  | 11-   |     | ●   |  | 5Sp, G.Box:MTX75            | <b>13-0499</b> |     |    |    | 27   | 90   | 140  |   |   |   |   |     |     |   |  |
|  |  | 11-   |     | ●   |  | 5Sp, G.Box:MTX75            | <b>15-1738</b> |     | 40 | 28 | 57,4 | 91,9 | 51,4 |   |   |   |   | 13a | 1   |   |  |
| 1.6 T4 (132 kW) Eng. B4164T            |  | 10-   |     | ●   |  | M/T+A/T, 5/6Sp, G.Box:MTX75 | <b>13-0499</b> |     |    |    | 27   | 90   | 140  |   |   |   |   |     |     |   |  |
|  |  | 10-   |     | ●   |  | M/T+A/T, 5/6Sp, G.Box:MTX75 | <b>15-1738</b> |     | 40 | 28 | 57,4 | 91,9 | 51,4 |   |   |   |   | 13a | 1   |   |  |
| 2.0 (107 kW) Eng. B4204S3              |  | 08-   |     | ●   |  | 5Sp, G.Box: MTX75           | <b>13-0499</b> |     |    |    | 27   | 90   | 140  |   |   |   |   |     |     |   |  |
|  |  | 08-   |     | ●   |  | 5Sp, G.Box: MTX75           | <b>15-1738</b> |     | 40 | 28 | 57,4 | 91,9 | 51,4 |   |   |   |   | 13a | 1   |   |  |
| 2.0 D3 (100 kW)                        |  | 12-   |     | ●   |  |                             | <b>13-0499</b> |     |    |    | 27   | 90   | 140  |   |   |   |   |     |     |   |  |
|  |  | 12-   |     | ●   |  |                             | <b>15-1738</b> |     | 40 | 28 | 57,4 | 91,9 | 51,4 |   |   |   |   | 13a | 1   |   |  |

| <b>S80 II '06-</b>              |   |  | L/R |  |  | NOTE             | METELLI ref. | ABS | A  | B  | C    | D    | E    | F | H  | I   | L    | M | Fig |   |  |
|---------------------------------|---|---|-----|---|--|------------------|--------------|-----|----|----|------|------|------|---|----|-----|------|---|-----|---|--|
| 2.0 T. (149 kW) Eng. B4204T6    |    | 10-   |     | •   |  | 5Sp, G.Box:MTX75 | 13-0499      |     |    |    | 27   | 90   | 140  |   |    |     |      |   |     |   |  |
|                                 |    | 10-   |     | •   |  | 5Sp, G.Box:MTX75 | 15-1738      |     | 40 | 28 | 57,4 | 91,9 | 51,4 |   |    |     |      |   | 13a | 1 |  |
| 2.0 T5 (177 kW) Eng. B4204T7    |    | 10-   |     | •   |  | 5Sp, G.Box:MTX75 | 13-0499      |     |    |    | 27   | 90   | 140  |   |    |     |      |   |     |   |  |
|                                 |    | 10-   |     | •   |  | 5Sp, G.Box:MTX75 | 15-1738      |     | 40 | 28 | 57,4 | 91,9 | 51,4 |   |    |     |      |   | 13a | 1 |  |
| 2.0 TD 20v (100 kW) Eng. D4204T |    | 07-   |     | •   |  | 6Sp, G.Box: MMT6 | 13-0499      |     |    |    | 27   | 90   | 140  |   |    |     |      |   |     |   |  |
|                                 |    | 07-   |     | •   |  | 6Sp, G.Box: MMT6 | 15-1738      |     | 40 | 28 | 57,4 | 91,9 | 51,4 |   |    |     |      |   | 13a | 1 |  |
| <b>V60 '10-</b>                 |   |  | L/R |  |  | NOTE             | METELLI ref. | ABS | A  | B  | C    | D    | E    | F | H  | I   | L    | M | Fig |   |  |
| 1.6 D2 (84 kW) Eng. D4162T      |    | 11-   |     | •   |  |                  | 13-0499      |     |    |    | 27   | 90   | 140  |   |    |     |      |   |     |   |  |
|                                 |    | 11-   |     | •   |  |                  | 15-1738      |     | 40 | 28 | 57,4 | 91,9 | 51,4 |   |    |     |      |   | 13a | 1 |  |
| 1.6 T4 (132 kW) Eng. B4164T     |    | 10-   |     | •   |  | A/T              | 13-0499      |     |    |    | 27   | 90   | 140  |   |    |     |      |   |     |   |  |
|                                 |    | 10-   |     | •   |  | A/T              | 15-1738      |     | 40 | 28 | 57,4 | 91,9 | 51,4 |   |    |     |      |   | 13a | 1 |  |
| <b>V70 I SW (P80) '97-'00</b>   |   |  | L/R |  |  | NOTE             | METELLI ref. | ABS | A  | B  | C    | D    | E    | F | H  | I   | L    | M | Fig |   |  |
| 2.0 (93 kW) Eng. B5202S         |    | 1/97-12/98  |     | •   |  | +ABS, M/T+A/T    | 13-0110      |     |    |    | 25   | 90   | 107  |   |    |     |      |   |     |   |  |
|                                 |   | 1/99-   |     | •   |  | +ABS             | 13-0478      |     |    |    | 21   | 85   | 103  |   |    |     |      |   |     |   |  |
|                                 |    | 1/97-12/98  |     | •   |  | +ABS, M/T+A/T    | 15-1133      | 48  | 26 | 25 | 56,6 | 90   | 50,5 |   |    |     |      |   | 11  | 3 |  |
|                                 |   | 1/99-   |     | •   |  | +ABS             | 15-1706      | 48  | 36 | 33 | 56   | 87   | 47,5 |   |    |     |      |   | 13a | 1 |  |
|                                 |    | 1/97-12/98  | L   |   |  | +ABS, M/T        | 17-0459      | 48  | 26 | 25 | 26   | 90   | 94   |   | 97 | 84  | 579  |   |     |   |  |
|                                 |   | 1/97-12/98  | R   |   |  | +ABS, M/T        | 17-0460      | 48  | 26 | 25 | 26   | 90   | 102  |   | 97 | 507 | 1028 |   |     |   |  |
| 2.0 20v (105 kW) Eng. B5204F    |   | 1/97-12/98  |     | •   |  | +ABS, M/T+A/T    | 13-0110      |     |    |    | 25   | 90   | 107  |   |    |     |      |   |     |   |  |
|                                 |   | 1/99-   |     | •   |  | +ABS             | 13-0478      |     |    |    | 21   | 85   | 103  |   |    |     |      |   |     |   |  |
|                                 |  | 1/97-12/98  |     | •   |  | +ABS, M/T+A/T    | 15-1133      | 48  | 26 | 25 | 56,6 | 90   | 50,5 |   |    |     |      |   | 11  | 3 |  |
|                                 |   | 1/99-   |     | •   |  | +ABS             | 15-1706      | 48  | 36 | 33 | 56   | 87   | 47,5 |   |    |     |      |   | 13a | 1 |  |
|                                 |  | 3/97-   | L   |   |  | +ABS, M/T        | 17-0459      | 48  | 26 | 25 | 26   | 90   | 94   |   | 97 | 84  | 579  |   |     |   |  |
|                                 |   | 3/97-   | R   |   |  | +ABS, M/T        | 17-0460      | 48  | 26 | 25 | 26   | 90   | 102  |   | 97 | 507 | 1028 |   |     |   |  |
| 2.0 T. (120 kW) Eng. B5204T4    |  | 97-   |     | •   |  | +ABS             | 13-0110      |     |    |    | 25   | 90   | 107  |   |    |     |      |   |     |   |  |
|                                 |  | 97-   |     | •   |  | +ABS             | 15-1133      | 48  | 26 | 25 | 56,6 | 90   | 50,5 |   |    |     |      |   | 11  | 3 |  |
| 2.0 T. (132 kW) Eng. B5204T2    |  | 1/97-12/98  |     | •   |  | +ABS, M/T+A/T    | 13-0110      |     |    |    | 25   | 90   | 107  |   |    |     |      |   |     |   |  |
|                                 |   | 1/99-   |     | •   |  | +ABS             | 13-0478      |     |    |    | 21   | 85   | 103  |   |    |     |      |   |     |   |  |
|                                 |  | 1/97-12/98  |     | •   |  | +ABS, M/T+A/T    | 15-1133      | 48  | 26 | 25 | 56,6 | 90   | 50,5 |   |    |     |      |   | 11  | 3 |  |
|                                 |   | 1/99-   |     | •   |  | +ABS             | 15-1706      | 48  | 36 | 33 | 56   | 87   | 47,5 |   |    |     |      |   | 13a | 1 |  |
|                                 |  | 1/97-12/98  | L   |   |  | +ABS, M/T        | 17-0459      | 48  | 26 | 25 | 26   | 90   | 94   |   | 97 | 84  | 579  |   |     |   |  |
|                                 |   | 1/97-12/98  | R   |   |  | +ABS, M/T        | 17-0460      | 48  | 26 | 25 | 26   | 90   | 102  |   | 97 | 507 | 1028 |   |     |   |  |














| V70 I SW (P80) '97-'00               |    | L/R        |  |  | NOTE           | METELLI ref. | ABS     | A  | B  | C    | D    | E    | F   | H | I  | L   | M    | Fig |     |   |
|--------------------------------------|---|------------|---|---|----------------|--------------|---------|----|----|------|------|------|-----|---|----|-----|------|-----|-----|---|
| 2.5 (125 kW) Eng. B5254S             |    | 1/99-      |   | ●   | +ABS           | 13-0478      |         |    |    | 21   | 85   | 103  |     |   |    |     |      |     |     |   |
|                                      |   | 97-12/98   |   | ●   | +ABS, M/T+A/T  | 13-0110      |         |    |    | 25   | 90   | 107  |     |   |    |     |      |     |     |   |
|                                      |    | 1/99-      |   | ●   | +ABS           | 15-1706      | 48      | 36 | 33 | 56   | 87   | 47,5 |     |   |    |     |      |     | 13a | 1 |
|                                      |   | 97-12/98   |   | ●   | +ABS, M/T+A/T  | 15-1133      | 48      | 26 | 25 | 56,6 | 90   | 50,5 |     |   |    |     |      |     | 11  | 3 |
|                                      |    | 97-12/98   | L   |   |                | +ABS         | 17-0459 | 48 | 26 | 25   | 26   | 90   | 94  |   | 97 | 84  | 579  |     |     |   |
|                                      |   | 97-12/98   | R   |   |                | +ABS         | 17-0460 | 48 | 26 | 25   | 26   | 90   | 102 |   | 97 | 507 | 1028 |     |     |   |
| 2.5 AWD (195 kW) Eng. B5244T2        |    | 99-00      |   | ●   | +ABS           | 13-0369      |         |    |    | 27,3 | 96,5 | 109  |     |   |    |     |      |     |     |   |
|                                      |   | 99-00      |   | ●   | +ABS           | 15-1538      | 48      | 36 | 27 | 56,5 | 98,2 | 48   |     |   |    |     |      |     | 13a | 1 |
|                                      |    | 99-00      | L   |   |                | +ABS         | 17-0463 | 48 | 26 | 28   | 26   | 98   | 94  |   | 98 | 84  | 579  | s9  |     |   |
|                                      |   | 99-00      | L   |   |                | -ABS         | 17-0461 |    | 26 | 28   | 26   | 98   | 94  |   | 98 | 84  | 579  | s9  |     |   |
|                                      |    | 99-00      | R   |   |                | +ABS         | 17-0464 | 48 | 26 | 28   | 26   | 98   | 102 |   | 98 | 507 | 1030 | s4  |     |   |
|                                      |   | 99-00      | R   |   |                | -ABS         | 17-0462 |    | 26 | 28   | 26   | 98   | 102 |   | 98 | 507 | 1030 | s4  |     |   |
| 2.5 T., AWD (142 kW) Eng. B5254T     |    | 1/97-12/98 |   | ●   | +ABS, Exc. AWD | 13-0253      |         |    |    | 24   | 90   | 83   |     |   |    |     |      |     |     |   |
|                                      |   | 1/99-      |   | ●   | +ABS           | 13-0369      |         |    |    | 27,3 | 96,5 | 109  |     |   |    |     |      |     |     |   |
|                                      |    | 1/97-12/98 |   | ●   | +ABS, Exc. AWD | 15-1368      | 48      | 26 | 28 | 56,7 | 98,2 | 51,8 |     |   |    |     |      |     | 11  | 3 |
|                                      |   | 1/99-      |   | ●   | +ABS           | 15-1538      | 48      | 36 | 27 | 56,5 | 98,2 | 48   |     |   |    |     |      |     | 13a | 1 |
|                                      |    | 1/97-12/98 | L   |   |                | +ABS, M/T    | 17-0463 | 48 | 26 | 28   | 26   | 98   | 94  |   | 98 | 84  | 579  | s9  |     |   |
|                                      |   | 1/97-12/98 | L   |   |                | -ABS, M/T    | 17-0461 |    | 26 | 28   | 26   | 98   | 94  |   | 98 | 84  | 579  | s9  |     |   |
|                                      |   | 1/97-12/98 | R   |   |                | +ABS, M/T    | 17-0464 | 48 | 26 | 28   | 26   | 98   | 102 |   | 98 | 507 | 1030 | s4  |     |   |
|                                      |   | 1/97-12/98 | R   |   |                | -ABS, M/T    | 17-0462 |    | 26 | 28   | 26   | 98   | 102 |   | 98 | 507 | 1030 | s4  |     |   |
| 2.5 TDi (103 kW) Eng. D5252T         |   | 1/99-      |   | ●   | +ABS           | 13-0369      |         |    |    | 27,3 | 96,5 | 109  |     |   |    |     |      |     |     |   |
|                                      |   | -12/98     |   | ●   | +ABS           | 13-0253      |         |    |    | 24   | 90   | 83   |     |   |    |     |      |     |     |   |
|                                      |  | 1/99-      |   | ●   | +ABS           | 15-1538      | 48      | 36 | 27 | 56,5 | 98,2 | 48   |     |   |    |     |      |     | 13a | 1 |
|                                      |   | -12/98     |   | ●   | +ABS           | 15-1368      | 48      | 26 | 28 | 56,7 | 98,2 | 51,8 |     |   |    |     |      |     | 11  | 3 |
|                                      |  | 97-12/98   | L   |   |                | +ABS, M/T    | 17-0463 | 48 | 26 | 28   | 26   | 98   | 94  |   | 98 | 84  | 579  | s9  |     |   |
|                                      |   | 97-12/98   | L   |   |                | -ABS, M/T    | 17-0461 |    | 26 | 28   | 26   | 98   | 94  |   | 98 | 84  | 579  | s9  |     |   |
|                                      |   | 97-12/98   | R   |   |                | +ABS, M/T    | 17-0464 | 48 | 26 | 28   | 26   | 98   | 102 |   | 98 | 507 | 1030 | s4  |     |   |
|                                      |   | 97-12/98   | R   |   |                | -ABS, M/T    | 17-0462 |    | 26 | 28   | 26   | 98   | 102 |   | 98 | 507 | 1030 | s4  |     |   |
| 2.5, Bifuel (106 kW) Eng. GB/ B5252S |  | 1/99-      |   | ●   | +ABS           | 13-0478      |         |    |    | 21   | 85   | 103  |     |   |    |     |      |     |     |   |
|                                      |   | -12/98     |   | ●   | +ABS, M/T+A/T  | 13-0110      |         |    |    | 25   | 90   | 107  |     |   |    |     |      |     |     |   |
|                                      |  | 1/99-      |   | ●   | +ABS           | 15-1706      | 48      | 36 | 33 | 56   | 87   | 47,5 |     |   |    |     |      |     | 13a | 1 |
|                                      |   | -12/98     |   | ●   | +ABS, M/T+A/T  | 15-1133      | 48      | 26 | 25 | 56,6 | 90   | 50,5 |     |   |    |     |      |     | 11  | 3 |
|                                      |  | -12/98     | L   |   |                | +ABS         | 17-0459 | 48 | 26 | 25   | 26   | 90   | 94  |   | 97 | 84  | 579  |     |     |   |
|                                      |   | -12/98     | R   |   |                | +ABS         | 17-0460 | 48 | 26 | 25   | 26   | 90   | 102 |   | 97 | 507 | 1028 |     |     |   |




















| <b>V70 III SW (P80) '07-</b>        |  |  | L/R |  |  | NOTE                | METELLI ref. | ABS | A  | B  | C    | D     | E    | F | H | I | L | M | Fig |   |
|-------------------------------------|--|---|-----|---|--|---------------------|--------------|-----|----|----|------|-------|------|---|---|---|---|---|-----|---|
| 1.6 T4 (132 kW) Eng. B4164T         |   | 10-   |     | •   |  | A/T                 | 13-0499      |     |    |    | 27   | 90    | 140  |   |   |   |   |   |     |   |
|                                     |   | 10-   |     | •   |  | A/T                 | 15-1738      |     | 40 | 28 | 57,4 | 91,9  | 51,4 |   |   |   |   |   | 13a | 1 |
| 2.0 D 20v (100 kW) Eng. D4204T      |   | 08-   |     | •   |  | 5Sp, G.Box: MTX75   | 13-0499      |     |    |    | 27   | 90    | 140  |   |   |   |   |   |     |   |
|                                     |   | 08-   |     | •   |  | 5Sp, G.Box: MTX75   | 15-1738      |     | 40 | 28 | 57,4 | 91,9  | 51,4 |   |   |   |   |   | 13a | 1 |
| 2.0 D3 (100 kW)                     |   | 12-   |     | •   |  |                     | 13-0499      |     |    |    | 27   | 90    | 140  |   |   |   |   |   |     |   |
|                                     |   | 12-   |     | •   |  |                     | 15-1738      |     | 40 | 28 | 57,4 | 91,9  | 51,4 |   |   |   |   |   | 13a | 1 |
| <b>XC70 I Cross Country '00-'07</b> |  |  | L/R |  |  | NOTE                | METELLI ref. | ABS | A  | B  | C    | D     | E    | F | H | I | L | M | Fig |   |
| 2.4 T. AWD (147 kW) Eng. B5244T3    |   | 00-   |     | •   |  | +ABS                | 13-0369      |     |    |    | 27,3 | 96,5  | 109  |   |   |   |   |   |     |   |
|                                     |   | 00-   |     | •   |  | +ABS                | 15-1538      | 48  | 36 | 27 | 56,5 | 98,2  | 48   |   |   |   |   |   | 13a | 1 |
| <b>XC90 '02-</b>                    |  |  | L/R |  |  | NOTE                | METELLI ref. | ABS | A  | B  | C    | D     | E    | F | H | I | L | M | Fig |   |
| 2.4 D4 (120 kW)                     |   | 12-   |     | •   |  | M/T, Ch 354416-     | 13-0448      |     |    |    | 27,3 | 96,5  | 109  |   |   |   |   |   |     |   |
|                                     |   | 12-   |     | •   |  | M/T, Ch 354116-     | 15-1673      | 48  | 40 | 27 | 56,5 | 100,1 | 52,3 |   |   |   |   |   | 13  | 1 |
| 2.4 D5 (120 kW) Eng. D5244T         |   | 02-   |     | •   |  | +ABS, M/T, 6Sp      | 13-0448      |     |    |    | 27,3 | 96,5  | 109  |   |   |   |   |   |     |   |
|                                     |   | 02-   |     | •   |  | +ABS, M/T, 6Sp      | 15-1673      | 48  | 40 | 27 | 56,5 | 100,1 | 52,3 |   |   |   |   |   | 13  | 1 |
| 2.4 D5 (120 kW) Eng. D5244T5        |   | 09-   |     | •   |  | +ABS, M/T, 6Sp      | 13-0448      |     |    |    | 27,3 | 96,5  | 109  |   |   |   |   |   |     |   |
|                                     |   | 09-   |     | •   |  | +ABS, M/T, 6Sp      | 15-1673      | 48  | 40 | 27 | 56,5 | 100,1 | 52,3 |   |   |   |   |   | 13  | 1 |
| 2.4 D5 AWD (136 kW) Eng. D5244T4    |   | 05-   |     | •   |  | +ABS, FWD, M/T, 6Sp | 13-0448      |     |    |    | 27,3 | 96,5  | 109  |   |   |   |   |   |     |   |
|                                     |  | 05-   |     | •   |  | +ABS, FWD, M/T, 6Sp | 15-1673      | 48  | 40 | 27 | 56,5 | 100,1 | 52,3 |   |   |   |   |   | 13  | 1 |





## ZASTAVA































































| <b>101 (1100) '73-'93</b>         |   |  | L/R |  |  | NOTE | METELLI ref. | ABS | A  | B  | C    | D  | E  | F | H | I | L | M | Fig |   |
|-----------------------------------|---|---|-----|---|--|------|--------------|-----|----|----|------|----|----|---|---|---|---|---|-----|---|
| 1.1 (37 kW) Eng. 128A.000         |  | 75-   |     | •   |  |      | 13-0002      |     |    |    | 20   | 68 | 80 |   |   |   |   |   |     |   |
|                                   |  | 75-   |     | •   |  |      | 15-1002      |     | 22 | 20 | 48,1 | 80 | 55 |   |   |   |   |   | 4   | 3 |
| 1.1 (40 kW) Eng. 128A.000         |  | 73-   |     | •   |  |      | 13-0002      |     |    |    | 20   | 68 | 80 |   |   |   |   |   |     |   |
|                                   |  | 73-   |     | •   |  |      | 15-1002      |     | 22 | 20 | 48,1 | 80 | 55 |   |   |   |   |   | 4   | 3 |
| 1.1 (41 kW) Eng. 128A.064         |  | 75-   |     | •   |  |      | 13-0002      |     |    |    | 20   | 68 | 80 |   |   |   |   |   |     |   |
|                                   |  | 75-   |     | •   |  |      | 15-1002      |     | 22 | 20 | 48,1 | 80 | 55 |   |   |   |   |   | 4   | 3 |
| 1.1 Super (47 kW) Eng. 128AC.5000 |  | 79-81   |     | •   |  |      | 13-0002      |     |    |    | 20   | 68 | 80 |   |   |   |   |   |     |   |
|                                   |  | 79-81   |     | •   |  |      | 15-1002      |     | 22 | 20 | 48,1 | 80 | 55 |   |   |   |   |   | 4   | 3 |

## ZASTAVA

| <b>101 (1100) '73-'93</b>        |   |  | L/R |  |  | NOTE | METELLI ref.   | ABS | A  | B  | C    | D  | E  | F | H | I | L | M | Fig |   |
|----------------------------------|---|---|-----|---|--|------|----------------|-----|----|----|------|----|----|---|---|---|---|---|-----|---|
| 1.3 (48 kW) Eng. 128A.6064       |  | 81-93   |     | •   |  |      | <b>13-0002</b> |     |    |    | 20   | 68 | 80 |   |   |   |   |   |     |   |
|                                  |  | 81-93   |     | •   |  |      | <b>15-1002</b> |     | 22 | 20 | 48,1 | 80 | 55 |   |   |   |   |   | 4   | 3 |
| <b>Yugo 45/55/65 '80-'95</b>     |   |  | L/R |  |  | NOTE | METELLI ref.   | ABS | A  | B  | C    | D  | E  | F | H | I | L | M | Fig |   |
| 1.3 65 EFI (48 kW) Eng. 13E1.064 |  | 91-95   |     | •   |  |      | <b>13-0001</b> |     |    |    | 20   | 68 | 80 |   |   |   |   |   |     |   |
|                                  |  | 91-95   |     | •   |  |      | <b>15-1001</b> |     | 20 | 20 | 43,1 | 80 | 55 |   |   |   |   |   | 4   | 3 |
| <b>Yugo Florida '88-</b>         |   |  | L/R |  |  | NOTE | METELLI ref.   | ABS | A  | B  | C    | D  | E  | F | H | I | L | M | Fig |   |
| 1.3 (50 kW) Eng. 13E3.064        |  | 91-   |     | •   |  |      | <b>13-0001</b> |     |    |    | 20   | 68 | 80 |   |   |   |   |   |     |   |
|                                  |  | 91-   |     | •   |  |      | <b>15-1001</b> |     | 20 | 20 | 43,1 | 80 | 55 |   |   |   |   |   | 4   | 3 |
| 1.4 (52 kW) Eng. 160A1.000       |  | 88-   |     | •   |  |      | <b>13-0001</b> |     |    |    | 20   | 68 | 80 |   |   |   |   |   |     |   |
|                                  |  | 88-   |     | •   |  |      | <b>15-1001</b> |     | 20 | 20 | 43,1 | 80 | 55 |   |   |   |   |   | 4   | 3 |
































































## ZAZ

































































| <b>Tavrija '89-</b>       |   |  | L/R |  |  | NOTE | METELLI ref.   | ABS | A  | B  | C  | D  | E  | F | H | I | L | M | Fig |   |
|---------------------------|---|---|-----|---|--|------|----------------|-----|----|----|----|----|----|---|---|---|---|---|-----|---|
| 1.1 (37 kW) Eng. MEMZ-245 |  | 89-   |     | •   |  |      | <b>15-1228</b> |     | 22 | 22 | 42 | 83 | 57 |   |   |   |   |   | 4   | 2 |
|                           |   |   |     |   |  |      |                |     |    |    |    |    |    |   |   |   |   |   |     |   |

| METELLI ref.      | Spare Parts   | ABS | A  | B  | C  | D     | E    | F | G        | H | I | L | M  | Fig | METELLI ref.      | Spare Parts   | ABS | A  | B  | C    | D     | E    | F | G | H        | I        | L  | M  | Fig |   |   |
|-------------------|---|-----|----|----|----|-------|------|---|----------|---|---|---|----|-----|-------------------|---|-----|----|----|------|-------|------|---|---|----------|----------|----|----|-----|---|---|
| <b>AIXAM</b>      |   |     |    |    |    |       |      |   |          |   |   |   |    |     | <b>ALFA ROMEO</b> |   |     |    |    |      |       |      |   |   |          |          |    |    |     |   |   |
| 15-1237           |    |     | 18 | 18 | 42 | 65,1  | 48   |   | 16 x 1,5 |   |   |   | 11 | 3   | 14-0019           |    |     |    |    | 25   | 62    | 81   |   |   |          |          |    |    |     |   |   |
| 16-1021           |    |     | 18 | 18 |    | 62    |      |   |          |   |   |   |    |     | 14-0023           |    |     |    |    | 25   | 107,5 | 80   |   |   |          |          |    |    |     |   |   |
| <b>ALFA ROMEO</b> |   |     |    |    |    |       |      |   |          |   |   |   |    |     | 15-1083           |    |     | 28 | 24 | 54,9 | 90    | 55,5 |   |   | 24 x 1,0 |          |    |    |     | 4 | 3 |
|                   |   |     |    |    |    |       |      |   |          |   |   |   |    |     | 15-1093           |    | 44  | 25 | 25 | 52   | 90    | 47   |   |   | 24 x 1,5 |          |    |    |     | 4 | 2 |
| 13-0020           |    |     |    |    | 25 | 86    | 96   |   |          |   |   |   |    |     | 15-1103           |    |     | 25 | 25 | 54,5 | 90    | 47   |   |   |          |          | 11 | 2  |     |   |   |
| 13-0073           |    |     |    |    | 19 | 84    | 74   |   |          |   |   |   |    |     | 15-1109           |    |     | 25 | 25 | 52   | 90    | 47   |   |   |          |          | 4  | 2  |     |   |   |
| 13-0089           |    |     |    |    | 25 | 86    | 96   |   |          |   |   |   |    |     | 15-1110           |    | 44  | 25 | 25 | 52   | 90    | 47   |   |   |          |          | 4  | 2  |     |   |   |
| 13-0092           |    |     |    |    | 25 | 86    | 96   |   |          |   |   |   |    |     | 15-1126           |    |     | 28 | 22 | 54,9 | 81    | 55,5 |   |   |          |          | 4  | 3  |     |   |   |
| 13-0093           |    |     |    |    | 25 | 90    | 107  |   |          |   |   |   |    |     | 15-1152           |    | 44  | 27 | 28 | 56   | 98    | 46   |   |   |          |          | 4  | 3  |     |   |   |
| 13-0103           |    |     |    |    | 20 | 68    | 80   |   |          |   |   |   |    |     | 15-1153           |    | 44  | 25 | 28 | 56   | 98    | 47   |   |   |          |          | 4  | 3  |     |   |   |
| 13-0133           |    |     |    |    | 24 | 92    | 84   |   |          |   |   |   |    |     | 15-1183           |    |     | 25 | 24 | 52   | 90    | 47   |   |   |          |          | 4  | 3  |     |   |   |
| 13-0149           |    |     |    |    | 25 | 86    | 96   |   |          |   |   |   |    |     | 15-1210           |    | 44  | 25 | 22 | 52   | 87    | 47   |   |   |          |          | 4  | 3  |     |   |   |
| 13-0167           |    |     |    |    | 20 | 75    | 105  |   |          |   |   |   |    |     | 15-1211           |    |     | 25 | 25 | 52   | 90    | 47   |   |   |          |          | 4  | 3  |     |   |   |
| 13-0179           |    |     |    |    | 25 | 86    | 96   |   |          |   |   |   |    |     | 15-1212           |    | 44  | 25 | 25 | 52   | 90    | 47   |   |   |          |          | 4  | 3  |     |   |   |
| 13-0190           |    |     |    |    | 22 | 83    | 79   |   |          |   |   |   |    |     | 15-1244           |    |     | 25 | 28 | 59   | 98    | 47   |   |   |          |          | 4  | 3  |     |   |   |
| 13-0217           |    |     |    |    | 20 | 75    | 105  |   |          |   |   |   |    |     | 15-1245           |    |     | 25 | 25 | 59   | 89    | 47   |   |   |          |          | 4  | 3  |     |   |   |
| 13-0218           |    |     |    |    | 25 | 86    | 96   |   |          |   |   |   |    |     | 15-1257           |    | 44  | 25 | 25 | 52   | 90    | 47   |   |   |          |          | 4  | 2  |     |   |   |
| 13-0286           |    |     |    |    | 24 | 90    | 94,5 |   |          |   |   |   |    |     | 15-1258           |    |     | 25 | 25 | 51   | 90    | 47   |   |   |          |          | 4  | 3  |     |   |   |
| 13-0287           |    |     |    |    | 25 | 78    | 130  |   |          |   |   |   |    |     | 15-1297           |    |     | 27 | 25 | 59   | 90    | 47   |   |   |          |          | 4  | 3  |     |   |   |
| 13-0378           |    |     |    |    | 25 | 90    | 107  |   |          |   |   |   |    |     | 15-1300           |    |     | 27 | 28 | 59   | 98    | 47   |   |   |          |          | 4  | 3  |     |   |   |
| 13-0393           |   |     |    |    | 22 | 72    | 127  |   |          |   |   |   |    |     | 15-1306           |   |     | 25 | 22 | 51   | 83    | 47   |   |   |          |          | 4  | 3  |     |   |   |
| 13-0395           |  |     |    |    | 26 | 86    | 138  |   |          |   |   |   |    |     | 15-1418           |  |     | 25 | 28 | 51   | 98    | 47   |   |   |          |          | 4  | 3  |     |   |   |
| 13-0397           |  |     |    |    | 20 | 68    | 100  |   |          |   |   |   |    |     | 15-1440           |  |     | 25 | 26 | 59   | 90,9  | 48   |   |   |          |          | 4  | 1  |     |   |   |
| 13-0420           |  |     |    |    | 23 | 78    | 90   |   |          |   |   |   |    |     | 15-1449           |  |     | 25 | 24 | 51   | 84    | 46   |   |   |          |          | 4  | 1  |     |   |   |
| 13-0460           |  |     |    |    | 25 | 78    | 130  |   |          |   |   |   |    |     | 15-1550           |  |     | 25 | 26 | 50,9 | 90,9  | 48   |   |   |          |          | 4  | 1  |     |   |   |
| 13-0482           |  |     |    |    | 25 | 78    | 130  |   |          |   |   |   |    |     | 15-1593           |  |     | 22 | 21 | 51   | 75,1  | 40,5 |   |   |          | 22 x 1,5 |    | 4a | 1   |   |   |
| 13-0497           |  |     |    |    | 27 | 98    | 140  |   |          |   |   |   |    |     | 15-1595           |  |     | 30 | 27 | 62   | 101   | 48,6 |   |   |          | 24 x 1,5 |    | 4  | 1   |   |   |
| 13-0513           |  |     |    |    | 27 | 98    | 140  |   |          |   |   |   |    |     | 15-1596           |  |     | 30 | 26 | 61   | 94,1  | 48,6 |   |   | -        |          | 4  | 1  |     |   |   |
| 14-0003           |  |     |    |    | 25 | 62    | 81   |   |          |   |   |   |    |     | 15-1597           |  |     | 30 | 24 | 61   | 86    | 48,6 |   |   | -        |          | 4  | 1  |     |   |   |
| 14-0012           |  |     |    |    | 24 | 107,5 | 120  |   |          |   |   |   |    |     | 15-1601           |  |     | 25 | 33 | 51   | 84    | 48   |   |   |          | 24 x 1,5 |    | 4  | 2   |   |   |
| 14-0013           |  |     |    |    | 24 | 107,5 | 120  |   |          |   |   |   |    |     | 15-1616           |  |     | 27 | 26 | 59   | 91    | 48,6 |   |   |          | 24 x 1,5 |    | 4  | 1   |   |   |
| 14-0016           |  |     |    |    | 22 | 51    | 81   |   |          |   |   |   |    |     | 15-1637           |  |     | 22 | 22 | 51   | 79,1  | 39,8 |   |   |          | 22 x 1,5 |    | 4a | 1   |   |   |

































































QUOTE DIMENSIONALI TRASMISSIONI - DIMENSIONS TRANSMISSION

























































| METELLI<br>ref.   | Spare<br>Parts  | ABS | A  | B  | C    | D    | E    | F  | G        | H    | I   | L   | M   | Fig | METELLI<br>ref. | Spare<br>Parts  | ABS | A | B | C  | D  | E   | F | G | H | I | L | M | Fig |
|-------------------|---|-----|----|----|------|------|------|----|----------|------|-----|-----|-----|-----|-----------------|---|-----|---|---|----|----|-----|---|---|---|---|---|---|-----|
| <b>ALFA ROMEO</b> |   |     |    |    |      |      |      |    |          |      |     |     |     |     | <b>AUDI</b>     |   |     |   |   |    |    |     |   |   |   |   |   |   |     |
| <b>15-1687</b>    |    |     | 25 | 25 | 51   | 87   | 47,1 |    | 24 x 1,5 |      |     |     | 4   | 1   | <b>13-0006</b>  |    |     |   |   | 19 | 75 | 82  |   |   |   |   |   |   |     |
| <b>15-1710</b>    |    |     | 27 | 25 | 58,9 | 86,9 | 48,2 |    | 24 x 1,5 |      |     |     | 4   | 1   | <b>13-0024</b>  |    |     |   |   | 22 | 83 | 79  |   |   |   |   |   |   |     |
| <b>15-1732</b>    |    |     | 27 | 27 | 58,9 | 99,9 | 47,8 |    | 24 x 1,5 |      |     |     | 4   | 1   | <b>13-0035</b>  |    |     |   |   | 20 | 68 | 80  |   |   |   |   |   |   |     |
| <b>16-1002A</b>   |    |     |    | 25 |      | 100  |      |    |          |      |     |     |     |     | <b>13-0036</b>  |    |     |   |   | 18 | 68 | 94  |   |   |   |   |   |   |     |
| <b>16-1014</b>    |    |     |    | 28 |      | 108  |      |    |          |      |     |     |     |     | <b>13-0047</b>  |    |     |   |   | 20 | 68 | 80  |   |   |   |   |   |   |     |
| <b>16-1014A</b>   |    |     |    | 28 |      | 108  |      |    |          |      |     |     |     |     | <b>13-0048</b>  |    |     |   |   | 22 | 83 | 79  |   |   |   |   |   |   |     |
| <b>16-1017</b>    |    |     |    | 24 |      | 94   |      |    |          |      |     |     |     |     | <b>13-0057</b>  |    |     |   |   | 19 | 75 | 82  |   |   |   |   |   |   |     |
| <b>16-1020</b>    |    |     |    | 25 |      | 100  |      |    |          |      |     |     |     |     | <b>13-0081</b>  |    |     |   |   | 22 | 80 | 88  |   |   |   |   |   |   |     |
| <b>16-1025</b>    |    |     |    | 28 |      | 108  |      |    |          |      |     |     |     |     | <b>13-0082</b>  |    |     |   |   | 22 | 83 | 79  |   |   |   |   |   |   |     |
| <b>17-0192</b>    |    | 44  | 25 | 24 |      | 90   | 94   |    | 24 x 1,5 | 85   |     | 645 | s10 |     | <b>13-0094</b>  |    |     |   |   | 22 | 80 | 88  |   |   |   |   |   |   |     |
| <b>17-0194</b>    |    | 44  | 25 | 25 |      | 90   | 100  |    | 24 x 1,5 | 85   |     | 475 | s10 |     | <b>13-0100</b>  |    |     |   |   | 22 | 83 | 79  |   |   |   |   |   |   |     |
| <b>17-0327</b>    |    |     | 25 | 25 |      | 90   | 100  |    | 24 x 1,5 | 85   |     | 488 | s10 |     | <b>13-0105</b>  |    |     |   |   | 22 | 83 | 79  |   |   |   |   |   |   |     |
| <b>17-0328</b>    |    |     | 25 | 25 |      | 89   | 100  |    | 24 x 1,5 | 84   |     | 497 | s10 |     | <b>13-0117</b>  |    |     |   |   | 22 | 80 | 83  |   |   |   |   |   |   |     |
| <b>17-0422</b>    |    |     | 25 | 25 |      | 83   | 100  |    | 24 x 1,5 | 85   |     | 608 | s1  |     | <b>13-0131</b>  |    |     |   |   | 24 | 90 | 83  |   |   |   |   |   |   |     |
| <b>17-0423</b>    |    |     | 25 | 25 |      | 83   | 100  |    | 24 x 1,5 | 85   |     | 945 | s1  |     | <b>13-0144</b>  |    |     |   |   | 24 | 90 | 90  |   |   |   |   |   |   |     |
| <b>17-0502</b>    |    |     | 25 |    |      | 98   | 108  |    | 24 x 1,5 | 84   |     | 470 | s10 |     | <b>13-0148</b>  |    |     |   |   | 22 | 83 | 79  |   |   |   |   |   |   |     |
| <b>17-0503</b>    |    |     | 27 |    |      | 98   | 108  |    | 24 x 1,5 | 84   |     | 511 | s10 |     | <b>13-0151</b>  |    |     |   |   | 22 | 80 | 88  |   |   |   |   |   |   |     |
| <b>17-0504</b>    |    |     | 25 |    |      | 98   | 108  |    | 24 x 1,5 | 84   |     | 511 | s10 |     | <b>13-0152</b>  |    |     |   |   | 26 | 87 | 117 |   |   |   |   |   |   |     |
| <b>17-0505</b>    |    |     | 25 |    |      | 98   | 108  |    | 24 x 1,5 | 84   |     | 508 | s10 |     | <b>13-0154</b>  |    |     |   |   | 22 | 76 | 113 |   |   |   |   |   |   |     |
| <b>17-0506</b>    |    |     | 25 | 28 |      | 98   | 108  |    | 24 x 1,5 | 84   |     | 512 | s10 |     | <b>13-0158</b>  |    |     |   |   | 24 | 90 | 90  |   |   |   |   |   |   |     |
| <b>17-0507</b>    |   |     | 25 | 28 |      | 98   | 108  |    | 24 x 1,5 | 84   |     | 520 | s10 |     | <b>13-0178</b>  |   |     |   |   | 21 | 85 | 103 |   |   |   |   |   |   |     |
| <b>17-0645</b>    |  |     | 25 |    |      | 98   | 108  |    | 24 x 1,5 |      |     | 519 |     |     | <b>13-0196</b>  |  |     |   |   | 24 | 90 | 90  |   |   |   |   |   |   |     |
| <b>17-0646</b>    |  |     | 25 |    |      | 98   | 108  |    | 24 x 1,5 |      |     | 522 |     |     | <b>13-0202</b>  |  |     |   |   | 24 | 92 | 84  |   |   |   |   |   |   |     |
| <b>17-0647</b>    |  |     | 25 |    |      | 90   | 100  |    | 24 x 1,5 | 85   |     | 497 | s10 |     | <b>13-0224</b>  |  |     |   |   | 22 | 80 | 88  |   |   |   |   |   |   |     |
| <b>17-0648</b>    |  |     | 25 |    |      | 90   | 100  |    | 24 x 1,5 | 85   |     | 497 | s10 |     | <b>13-0258</b>  |  |     |   |   | 21 | 85 | 103 |   |   |   |   |   |   |     |
| <b>17-0799</b>    |  |     | 22 |    | 22   | 75,1 | 72,7 |    | 22 x 1,5 | 79,5 | 61  | 650 | s3  |     | <b>13-0259</b>  |  |     |   |   | 21 | 85 | 103 |   |   |   |   |   |   |     |
| <b>17-0800</b>    |  |     | 22 |    | 22   | 75,1 | 72,7 |    | 22 x 1,5 | 79,5 | 61  | 887 | s3  |     | <b>13-0263</b>  |  |     |   |   | 24 | 90 | 90  |   |   |   |   |   |   |     |
| <b>17-0910</b>    |  |     | 25 | 25 |      | 91   | 86   | 43 | 24 x 1,5 | 84,3 | 75  | 617 | s3  |     | <b>13-0272</b>  |  |     |   |   | 25 | 78 | 130 |   |   |   |   |   |   |     |
| <b>17-0911</b>    |  |     | 25 | 25 |      | 91   | 86   | 43 | 24 x 1,5 | 84,3 | 377 | 935 | s4  |     | <b>13-0283</b>  |  |     |   |   | 26 | 87 | 117 |   |   |   |   |   |   |     |
| <b>17-0934</b>    |  |     | 25 |    | 25   | 91   | 86   | 43 | 24 x 1,5 | 84   | 75  | 617 |     |     | <b>13-0293</b>  |  |     |   |   | 25 | 90 | 107 |   |   |   |   |   |   |     |
| <b>17-0935</b>    |  |     | 25 |    | 25   | 91   | 86   | 43 | 24 x 1,5 | 84   | 377 | 935 |     |     | <b>13-0299</b>  |  |     |   |   | 21 | 85 | 103 |   |   |   |   |   |   |     |
|                   |   |     |    |    |      |      |      |    |          |      |     |     |     |     | <b>13-0300</b>  |  |     |   |   | 24 | 90 | 90  |   |   |   |   |   |   |     |

































































| METELLI ref.   | Spare Parts   | ABS | A  | B  | C    | D     | E   | F | G        | H | I | L | M  | Fig | METELLI ref.    | Spare Parts   | ABS | A  | B  | C    | D     | E    | F | G        | H | I | L | M  | Fig |
|----------------|---|-----|----|----|------|-------|-----|---|----------|---|---|---|----|-----|-----------------|---|-----|----|----|------|-------|------|---|----------|---|---|---|----|-----|
| <b>AUDI</b>    |   |     |    |    |      |       |     |   |          |   |   |   |    |     | <b>AUDI</b>     |   |     |    |    |      |       |      |   |          |   |   |   |    |     |
| <b>13-0301</b> |    |     |    |    | 26   | 86    | 138 |   |          |   |   |   |    |     | <b>15-1127</b>  |    | 96  | 26 | 25 | 56,5 | 90    | 50   |   | 22 x 1,5 |   |   |   | 4  | 3   |
| <b>13-0319</b> |    |     |    |    | 26   | 87    | 117 |   |          |   |   |   |    |     | <b>15-1128</b>  |    |     | 22 | 25 | 51   | 90    | 49   |   | 20 x 1,5 |   |   |   | 11 | 3   |
| <b>13-0320</b> |    |     |    |    | 25   | 90    | 107 |   |          |   |   |   |    |     | <b>15-1140</b>  |    | 45  | 38 | 30 | 59,4 | 90    | 34   |   | 16 x 1,5 |   |   |   | 13 | 2   |
| <b>13-0376</b> |    |     |    |    | 21,3 | 69    | 103 |   |          |   |   |   |    |     | <b>15-1150</b>  |    |     | 26 | 28 | 56,4 | 98    | 51   |   | 22 x 1,5 |   |   |   | 4  | 3   |
| <b>13-0379</b> |    |     |    |    | 27,3 | 96,5  | 109 |   |          |   |   |   |    |     | <b>15-1150A</b> |    |     | 26 | 28 | 56   | 98    | 51   |   | 22 x 1,5 |   |   |   | 4  | 3   |
| <b>13-0436</b> |    |     |    |    | 27,3 | 96,5  | 109 |   |          |   |   |   |    |     | <b>15-1174</b>  |    | 45  | 38 | 27 | 59,6 | 98    | 34   |   | 16 x 1,5 |   |   |   | 13 | 2   |
| <b>13-0437</b> |    |     |    |    | 27,3 | 96,5  | 109 |   |          |   |   |   |    |     | <b>15-1181</b>  |    | 96  | 22 | 25 | 51   | 88    | 49   |   | 20 x 1,5 |   |   |   | 11 | 3   |
| <b>13-0461</b> |    |     |    |    | 27,3 | 96,5  | 109 |   |          |   |   |   |    |     | <b>15-1185</b>  |    | 96  | 22 | 30 | 51   | 81    | 48   |   | 20 x 1,5 |   |   |   | 11 | 2   |
| <b>13-0462</b> |    |     |    |    | 30,5 | 104   | 125 |   |          |   |   |   |    |     | <b>15-1188</b>  |    | 45  | 38 | 30 | 59,6 | 88    | 34   |   | 16 x 1,5 |   |   |   | 13 | 2   |
| <b>13-0468</b> |    |     |    |    | 27,3 | 96,5  | 109 |   |          |   |   |   |    |     | <b>15-1189</b>  |    |     | 36 | 30 | 52,8 | 90    | 40   |   | 20 x 1,5 |   |   |   | 11 | 2   |
| <b>13-0470</b> |    |     |    |    | 21   | 85    | 103 |   |          |   |   |   |    |     | <b>15-1195</b>  |    | 45  | 38 | 27 | 59,5 | 98    | 34   |   | 16 x 1,5 |   |   |   | 13 | 2   |
| <b>13-0480</b> |    |     |    |    | 25,5 | 94    | 116 |   |          |   |   |   |    |     | <b>15-1203</b>  |    | 96  | 26 | 28 | 56,6 | 98    | 50   |   | 22 x 1,5 |   |   |   | 4  | 3   |
| <b>13-0517</b> |    |     |    |    | 30,5 | 104   | 125 |   |          |   |   |   |    |     | <b>15-1219</b>  |    | 45  | 26 | 25 | 56,5 | 90    | 50   |   | 22 x 1,5 |   |   |   | 4  | 3   |
| <b>13-0536</b> |    |     |    |    | 24   | 90    | 83  |   |          |   |   |   |    |     | <b>15-1239</b>  |    | 45  | 33 | 30 | 53   | 87,9  | 30   |   | 14 x 1,5 |   |   |   | 13 | 2   |
| <b>14-0004</b> |    |     |    |    | 21   | 89    | 97  |   |          |   |   |   |    |     | <b>15-1241</b>  |    |     | 36 | 30 | 53   | 81    | 40   |   | 20 x 1,5 |   |   |   | 11 | 2   |
| <b>14-0005</b> |    |     |    |    | 21   | 94    | 97  |   |          |   |   |   |    |     | <b>15-1267</b>  |    | 45  | 38 | 27 | 59,5 | 98    | 34   |   | 16 x 1,5 |   |   |   | 13 | 2   |
| <b>14-0006</b> |    |     |    |    | 21   | 48    | 80  |   |          |   |   |   |    |     | <b>15-1277</b>  |    | 45  | 38 | 28 | 59,6 | 98    | 34   |   | 16 x 1,5 |   |   |   | 13 | 3   |
| <b>14-0011</b> |    |     |    |    | 24   | 100   | 115 |   |          |   |   |   |    |     | <b>15-1308</b>  |    | 45  | 33 | 30 | 53   | 87,9  | 30   |   | 14 x 1,5 |   |   |   | 13 | 2   |
| <b>14-0012</b> |    |     |    |    | 24   | 107,5 | 120 |   |          |   |   |   |    |     | <b>15-1313</b>  |    | 96  | 33 | 30 | 53   | 87,9  | 30   |   | 14 x 1,5 |   |   |   | 13 | 2   |
| <b>14-0020</b> |    |     |    |    | 21   | 94    | 97  |   |          |   |   |   |    |     | <b>15-1375</b>  |    | 45  | 33 | 30 | 53   | 87,9  | 30   |   | 14 x 1,5 |   |   |   | 13 | 2   |
| <b>15-1025</b> |   |     | 26 | 25 | 56,5 | 90    | 50  |   | 22 x 1,5 |   |   |   | 4  | 3   | <b>15-1377</b>  |   | 45  | 38 | 30 | 59,6 | 87,9  | 34   |   | 16 x 1,5 |   |   |   | 13 | 2   |
| <b>15-1035</b> |  |     | 20 | 25 | 45,5 | 77    | 48  |   | 20 x 1,5 |   |   |   | 11 | 2   | <b>15-1381</b>  |  | 45  | 33 | 27 | 53   | 98    | 30   |   | 14 x 1,5 |   |   |   | 13 | 2   |
| <b>15-1049</b> |  |     | 22 | 30 | 51   | 81    | 48  |   | 20 x 1,5 |   |   |   | 11 | 3   | <b>15-1397</b>  |  |     | 36 | 30 | 52   | 85    | 43,7 |   | 16 x 1,5 |   |   |   | 11 | 2   |
| <b>15-1050</b> |  |     | 22 | 30 | 51   | 90    | 49  |   | 20 x 1,5 |   |   |   | 11 | 2   | <b>15-1413</b>  |  |     | 36 | 30 | 52   | 85    | 43   |   | 16 x 1,5 |   |   |   | 11 | 2   |
| <b>15-1066</b> |  |     | 33 | 30 | 53   | 81    | 30  |   | 14 x 1,5 |   |   |   | 13 | 2   | <b>15-1414</b>  |  |     | 36 | 30 | 52   | 90    | 43,5 |   | 16 x 1,5 |   |   |   | 11 | 2   |
| <b>15-1091</b> |  |     | 33 | 30 | 53   | 88    | 30  |   | 14 x 1,5 |   |   |   | 13 | 2   | <b>15-1428</b>  |  |     | 36 | 27 | 53   | 98    | 40   |   | 20 x 1,5 |   |   |   | 11 | 2   |
| <b>15-1096</b> |  |     | 22 | 30 | 51   | 81    | 48  |   | 20 x 1,5 |   |   |   | 11 | 2   | <b>15-1435</b>  |  | 45  | 38 | 33 | 59,4 | 87,9  | 34   |   | 16 x 1,5 |   |   |   | 13 | 1   |
| <b>15-1111</b> |  | 96  | 22 | 30 | 51   | 88    | 49  |   | 20 x 1,5 |   |   |   | 11 | 2   | <b>15-1436</b>  |  | 45  | 38 | 27 | 59,5 | 99,5  | 34   |   | 16 x 1,5 |   |   |   | 13 | 2   |
| <b>15-1112</b> |  | 45  | 33 | 30 | 53   | 88    | 30  |   | 14 x 1,5 |   |   |   | 13 | 2   | <b>15-1441</b>  |  | 45  | 38 | 27 | 59,5 | 99,5  | 34   |   | 16 x 1,5 |   |   |   | 13 | 2   |
| <b>15-1119</b> |  |     | 38 | 25 | 59,5 | 90    | 34  |   | 16 x 1,5 |   |   |   | 13 | 3   | <b>15-1462</b>  |  |     | 36 | 30 | 59,6 | 89,9  | 40   |   | 16 x 1,5 |   |   |   | 13 | 2   |
| <b>15-1121</b> |  | 45  | 38 | 25 | 59,6 | 90    | 34  |   | 16 x 1,5 |   |   |   | 13 | 3   | <b>15-1463</b>  |  |     | 36 | 27 | 59,5 | 97,95 | 40,5 |   | 16 x 1,5 |   |   |   | 13 | 2   |
| <b>15-1122</b> |  | 45  | 33 | 30 | 53   | 81    | 30  |   | 14 x 1,5 |   |   |   | 13 | 2   | <b>15-1467</b>  |  |     | 36 | 30 | 59,5 | 90    | 40   |   | 16 x 1,5 |   |   |   | 13 | 2   |

QUOTE DIMENSIONALI TRASMISSIONI - DIMENSIONS TRANSMISSION

| METELLI<br>ref. | Spare<br>Parts  | ABS | A  | B  | C    | D     | E    | F | G        | H  | I | L   | M   | Fig            | METELLI<br>ref.   | Spare<br>Parts   | ABS | A  | B   | C   | D   | E        | F        | G        | H   | I   | L   | M   | Fig |
|-----------------|---|-----|----|----|------|-------|------|---|----------|----|---|-----|-----|----------------|---|--|-----|----|-----|-----|-----|----------|----------|----------|-----|-----|-----|-----|-----|
| <b>AUDI</b>     |   |     |    |    |      |       |      |   |          |    |   |     |     |                | <b>AUDI</b>   |  |     |    |     |     |     |          |          |          |     |     |     |     |     |
| <b>15-1547</b>  |    |     | 20 | 26 | 44   | 69,9  | 43   |   | 16 x 1,5 |    |   |     | 11  | 1              | <b>17-0206</b>  |   | 45  | 38 |     |     | 98  |          |          | 16 x 1,5 | 34  |     | 650 | s15 |     |
| <b>15-1551</b>  |    | 45  | 38 | 27 | 59,6 | 100   | 34,3 |   | 16 x 1,5 |    |   |     | 13  | 1              | <b>17-0207</b>  |   |     | 36 | 33  |     | 81  | 92       |          | 20 x 1,5 | 74  |     | 554 | s14 |     |
| <b>15-1552</b>  |    |     | 38 | 27 | 59,5 | 100   | 34   |   | 16 x 1,5 |    |   |     | 13  | 1              | <b>17-0208</b>  |   |     | 36 | 33  |     | 81  | 92       |          | 20 x 1,5 | 74  |     | 822 | s14 |     |
| <b>15-1658</b>  |    |     | 36 | 27 | 59,5 | 100,1 | 40   |   | 16 x 1,5 |    |   |     | 13  | 1              | <b>17-0211</b>  |   |     | 36 | 33  |     | 90  | 100      |          | 20 x 1,5 | 78  |     | 823 | s10 |     |
| <b>15-1659</b>  |    |     | 30 | 27 | 64   | 100   | 61,7 |   | 24 x 1,5 |    |   |     | 2   | 1              | <b>17-0358</b>  |   |     | 36 | 33  |     | 90  | 100      |          | 20 x 1,5 | 78  |     | 553 | s10 |     |
| <b>15-1660</b>  |    |     | 38 | 29 | 59,5 | 106   | 34   |   | 16 x 1,5 |    |   |     | 13a | 1              | <b>17-0443</b>  |   |     | 36 | 28  |     | 98  | 108      |          | 20 x 1,5 | 78  |     | 520 | s10 |     |
| <b>15-1688</b>  |    |     | 42 | 27 | 76,3 | 100   | 33,5 |   | 16 x 1,5 |    |   |     | 13a | 1              | <b>17-0444</b>  |   |     | 36 | 28  |     | 98  | 108      |          | 20 x 1,5 | 78  |     | 806 | s10 |     |
| <b>15-1689</b>  |    |     | 42 | 29 | 76,3 | 106   | 33,5 |   | 16 x 1,5 |    |   |     | 13a | 1              | <b>17-0603</b>  |   | 45  | 38 |     | 98  | 130 |          | 16 x 1,5 | 34       |     | 601 | s15 |     |     |
| <b>15-1695</b>  |    |     | 38 | 27 | 59,5 | 100   | 34   |   | 16 x 1,5 |    |   |     | 13  | 1              | <b>17-0604</b>  |   | 45  | 38 |     | 98  | 130 |          | 16 x 1,5 | 34       |     | 621 | s15 |     |     |
| <b>15-1697</b>  |    |     | 42 | 33 | 76,3 | 87,8  | 33,5 |   | 16 x 1,5 |    |   |     | 13a | 1              | <b>17-0609</b>  |   | 45  | 33 |     | 98  |     |          | 14 x 1,5 | 30       |     | 598 | s15 |     |     |
| <b>15-1708</b>  |    |     | 36 | 33 | 59,5 | 93,7  | 39,8 |   | 16 x 1,5 |    |   |     | 13  | 2              | <b>17-0610</b>  |   | 45  | 33 |     | 98  |     |          | 14 x 1,5 | 30       |     | 620 | s15 |     |     |
| <b>16-1003</b>  |    |     |    | 33 |      | 92    |      |   |          |    |   |     |     |                | <b>17-0612</b>  |   |     | 36 | 33  |     | 85  | 94       |          | 16 x 1,5 | 59  |     | 750 | s10 |     |
| <b>16-1004</b>  |    |     |    | 33 |      | 94    |      |   |          |    |   |     |     |                | <b>17-0682</b>  |   | 45  | 33 |     | 88  | 108 |          | 14 x 1,5 | 30       |     | 585 | s14 |     |     |
| <b>16-1004A</b> |    |     |    | 33 |      | 94    |      |   |          |    |   |     |     |                | <b>17-0683</b>  |   | 45  | 33 |     | 88  | 108 |          | 14 x 1,5 | 30       |     | 571 | s14 |     |     |
| <b>16-1010</b>  |    |     |    | 33 |      | 100   |      |   |          |    |   |     |     |                | <b>17-0684</b>  |   | 45  | 38 |     | 88  | 130 | 41       | 16 x 1,5 | 34       |     | 614 | s15 |     |     |
| <b>16-1010A</b> |    |     |    | 33 |      | 100   |      |   |          |    |   |     |     |                | <b>17-0685</b>  |   | 45  | 38 |     | 88  | 130 | 41       | 16 x 1,5 | 34       |     | 650 | s15 |     |     |
| <b>16-1010B</b> |    |     |    | 33 |      | 100   |      |   |          |    |   |     |     |                | <b>17-0686</b>  |   | 45  | 33 |     | 88  | 100 |          | 14 x 1,5 | 30       |     | 593 | s14 |     |     |
| <b>16-1010C</b> |    |     |    | 33 |      | 100   |      |   |          |    |   |     |     |                | <b>17-0691</b>  |   | 45  | 38 |     | 98  | 130 |          | 16 x 1,5 | 34       |     | 551 | s15 |     |     |
| <b>16-1012</b>  |    |     |    | 33 |      | 100   |      |   |          |    |   |     |     |                | <b>17-0692</b>  |   | 45  | 38 |     | 98  | 130 |          | 16 x 1,5 | 34       |     | 523 | s15 |     |     |
| <b>16-1014</b>  |    |     |    | 28 |      | 108   |      |   |          |    |   |     |     |                | <b>17-0693</b>  |   | 45  | 38 |     | 98  |     |          | 16 x 1,5 | 34       |     | 596 |     |     |     |
| <b>16-1022</b>  |   |     |    | 33 |      | 94    |      |   |          |    |   |     |     |                | <b>17-0694</b>  |  | 45  | 38 |     | 98  |     |          | 16 x 1,5 | 34       |     | 618 |     |     |     |
| <b>17-0181</b>  |  | 45  | 33 | 33 |      | 88    | 100  |   | 14 x 1,5 | 30 |   | 585 | s10 | <b>17-0695</b> |  | 45   | 38  |    | 98  |     |     | 16 x 1,5 | 34       |          | 624 |     |     |     |     |
| <b>17-0182</b>  |  | 45  | 33 | 33 |      | 88    | 100  |   | 14 x 1,5 | 30 |   | 574 | s14 | <b>17-0696</b> |  | 45   | 38  |    | 98  |     |     | 16 x 1,5 | 34       |          | 645 |     |     |     |     |
| <b>17-0183</b>  |  |     | 33 | 33 |      | 81    | 94   |   | 14 x 1,5 | 30 |   | 583 | s10 | <b>17-0759</b> |  |  | 36  |    | 90  | 100 |     |          | 40       |          | 521 |     |     |     |     |
| <b>17-0184</b>  |  |     | 33 | 33 |      | 81    | 94   |   | 14 x 1,5 | 30 |   | 572 | s14 | <b>17-0760</b> |  |  | 36  |    | 90  | 100 |     |          | 40       |          | 813 |     |     |     |     |
| <b>17-0197</b>  |  | 45  | 33 | 28 |      | 88    | 108  |   | 14 x 1,5 | 30 |   | 611 | s14 | <b>17-0761</b> |  |  | 36  |    | 100 | 108 |     |          |          |          | 488 |     |     |     |     |
| <b>17-0198</b>  |  | 45  | 33 | 28 |      | 88    | 108  |   | 14 x 1,5 | 30 |   | 636 | s14 | <b>17-0762</b> |  |  | 36  |    | 100 | 108 |     |          |          |          | 795 |     |     |     |     |
| <b>17-0199</b>  |  | 45  | 33 | 28 |      | 88    | 108  |   | 14 x 1,5 | 30 |   | 609 | s14 | <b>17-0763</b> |  |  | 36  |    | 90  | 100 |     |          | 40       |          | 544 |     |     |     |     |
| <b>17-0200</b>  |  | 45  | 33 | 28 |      | 88    | 108  |   | 14 x 1,5 | 30 |   | 635 | s14 | <b>17-0764</b> |  |  | 36  |    | 90  | 100 |     |          | 40       |          | 798 |     |     |     |     |
| <b>17-0201</b>  |  | 45  | 33 |    |      | 88    | 130  |   | 14 x 1,5 | 30 |   | 593 | s15 | <b>17-0771</b> |  | 45   | 38  |    | 88  | 108 |     | 16 x 1,5 | 34       |          | 507 | s15 |     |     |     |
| <b>17-0202</b>  |  | 45  | 33 |    |      | 88    | 130  |   | 14 x 1,5 | 30 |   | 615 | s15 | <b>17-0877</b> |  |  | 36  |    | 90  | 100 |     | 16 x 1,5 | 40       |          | 553 | s10 |     |     |     |
| <b>17-0205</b>  |  | 45  | 38 |    |      | 98    |      |   | 16 x 1,5 | 34 |   | 614 | s15 | <b>17-0878</b> |  |  | 36  |    | 90  | 100 |     | 16 x 1,5 | 40       |          | 813 | s14 |     |     |     |

































































| METELLI ref.       | Spare Parts   | ABS | A  | B  | C    | D    | E    | F    | G        | H  | I  | L   | M   | Fig          | METELLI ref.  | Spare Parts   | ABS | A  | B    | C    | D    | E    | F        | G        | H    | I     | L    | M   | Fig |  |
|--------------------|---|-----|----|----|------|------|------|------|----------|----|----|-----|-----|--------------|---|---|-----|----|------|------|------|------|----------|----------|------|-------|------|-----|-----|--|
| <b>AUDI</b>        |   |     |    |    |      |      |      |      |          |    |    |     |     |              | <b>BMW</b>  |   |     |    |      |      |      |      |          |          |      |       |      |     |     |  |
| 17-0898            |    |     | 36 |    |      | 85   | 92   |      | 16 x 1,5 | 59 |    | 530 | s10 |              | 17-0697   |    | 48  | 27 |      |      | 86   | 94   |          |          | 67   | 24    | 625  |     |     |  |
| 17-0899            |    |     | 36 |    |      | 85   | 92   |      | 16 x 1,5 | 59 |    | 754 | s10 |              | 17-0698   |    | 48  | 27 |      |      | 86   | 94   |          |          | 67   | 24    | 680  |     |     |  |
| 17-0900            |    |     | 36 |    |      | 90   | 85   |      | 16 x 1,5 | 59 |    | 535 | s10 |              | 17-0699   |    | 48  | 27 |      |      |      | 94   |          | 22 x 1,5 |      |       | 595  |     |     |  |
| 17-0901            |    |     | 36 |    |      | 90   | 90   |      | 16 x 1,5 | 59 |    | 722 | s10 |              | 17-0914   |    | 48  | 27 |      |      | 94   | 105  |          | 24 x 1,5 | 68,7 |       | 621  | s10 |     |  |
| 17-0902            |    |     | 36 |    |      | 85   | 93,4 |      | 16 x 1,5 | 59 |    | 531 | s10 |              | 17-0915   |    | 48  | 27 |      |      | 94   | 105  |          | 24 x 1,5 | 68,7 |       | 673  | s10 |     |  |
| 17-0938            |    |     | 20 |    | -    | 70   | -    | 39,3 | 16 x 1,5 | 57 | -  | 533 |     |              | 17-0916   |    |     | 30 |      | 27   | 86,1 | 82   |          | 27 x 1,5 | 77   | 60    | 599  | s3  |     |  |
| 17-0939            |    |     | 20 |    | -    | 70   | -    | 39,3 | 16 x 1,5 | 57 | -  | 736 |     |              | 17-0917   |    |     | 30 |      | 27   | 86,1 | 82   |          | 27 x 1,5 | 77   | 381,4 | 920  | s4  |     |  |
| 17-0940            |    | 45  | 38 |    | -    | 98   | -    | -    | 16 x 1,5 | 34 | -  | -   |     |              | 17-0924   |    |     | 30 |      | 27   | 98,1 | 86   |          | 27 x 1,5 | 77   | 61    | 584  | s3  |     |  |
| 17-0941            |    | 45  | 38 |    | -    | 98   | -    | -    | 16 x 1,5 | 34 | -  | 517 |     |              | 17-0925   |    |     | 30 |      | 27   | 98,1 | 86   |          | 27 x 1,5 | 77   | 448,4 | 973, | s4  |     |  |
| 17-0942            |    | 45  | 38 |    | -    | 98   | -    | -    | 16 x 1,5 | 34 | -  | 485 |     | <b>BUICK</b> |   |   |     |    |      |      |      |      |          |          |      |       |      |     |     |  |
| 17-0943            |    | 45  | 38 |    | -    | 98   | -    | -    | 16 x 1,5 | 34 | -  | 541 |     | 15-1235      |  |   | 27  | 32 | 61,5 | 93   | 65   |      | 24 x 2,0 |          |      |       | 5    | 3   |     |  |
| 17-1064            |    |     | 36 |    | -    | 100  | -    | -    | -        | -  | -  | -   |     | 15-1343      |  |   | 33  | 32 | 47,5 | 93,3 | 61   |      | 20 x 1,5 |          |      |       | 5    | 3   |     |  |
| <b>AUTOBIANCHI</b> |   |     |    |    |      |      |      |      |          |    |    |     |     |              | 15-1344   |    |     | 33 | 29   | 47,7 | 85   | 61,5 |          | 20 x 1,5 |      |       |      | 2   | 3   |  |
| 13-0001            |    |     |    |    | 20   | 68   | 80   |      |          |    |    |     |     |              | 15-1355   |    |     | 27 | 32   | 61,2 | 90   | 63   |          | 24 x 2,0 |      |       |      | 5   | 2   |  |
| 13-0002            |    |     |    |    | 20   | 68   | 80   |      |          |    |    |     |     |              | <b>CADILLAC</b>   |   |     |    |      |      |      |      |          |          |      |       |      |     |     |  |
| 13-0534            |    |     |    |    | 20   | 68   | 80   |      |          |    |    |     |     |              | 15-1235   |    |     | 27 | 32   | 61,5 | 93   | 65   |          | 24 x 2,0 |      |       |      | 5   | 3   |  |
| 15-1001            |    |     | 20 | 20 | 43,1 | 80   | 55   |      | 20 x 1,5 |    |    |     | 4   | 3            | <b>CHEVROLET</b>  |   |     |    |      |      |      |      |          |          |      |       |      |     |     |  |
| 15-1019            |    |     | 20 | 20 | 43,1 | 80   | 55   |      | 20 x 1,5 |    |    |     | 4   | 3            | 13-0097   |  |     |    |      | 20   | 68   | 100  |          |          |      |       |      |     |     |  |
| 15-1055            |   |     | 22 | 20 | 48,1 | 80   | 55   |      | 20 x 1,5 |    |    |     | 4   | 3            | 13-0365   |  |     |    |      | 17   | 68   | 100  |          |          |      |       |      |     |     |  |
| <b>BMW</b>         |   |     |    |    |      |      |      |      |          |    |    |     |     |              | 13-0366   |  |     |    |      | 22   | 72   | 97   |          |          |      |       |      |     |     |  |
| 13-0412            |  |     |    |    | 24   | 90   | 90   |      |          |    |    |     |     |              | 13-0431   |  |     |    |      | 26   | 86   | 138  |          |          |      |       |      |     |     |  |
| 13-0413            |  |     |    |    | 27,3 | 96,5 | 109  |      |          |    |    |     |     |              | 13-0434   |  |     |    |      | 22   | 76   | 113  |          |          |      |       |      |     |     |  |
| 13-0493            |  |     |    |    | 21   | 85   | 103  |      |          |    |    |     |     |              | 13-0442   |  |     |    |      | 25   | 90   | 107  |          |          |      |       |      |     |     |  |
| 15-1627            |  |     | 30 | 27 | 65   | 98   | 49,5 |      | 27 x 1,5 |    |    |     | 3   | 1            | 13-0476   |  |     |    |      | 26   | 86   | 138  |          |          |      |       |      |     |     |  |
| 15-1630            |  |     | 30 | 27 | 65   | 98   | 49,5 |      | 27 x 1,5 |    |    |     | 3   | 1            | 15-1280   |  | 40  | 23 | 19   | 46   | 71,5 | 67   |          | 18 x 1,5 |      |       | 3    | 3   |     |  |
| 15-1725            |  |     | 30 | 33 | 64,8 | 90,3 | 48,8 |      | 27 x 1,5 |    |    |     | 4   | 1            | 15-1527   |  | 47  | 22 | 19   | 51,9 | 73,5 | 57,5 |          | 20 x 1,5 |      |       | 4    | 1   |     |  |
| 17-0212            |  |     | 27 | 24 |      | 86   | 94   |      | 24 x 1,5 | 67 |    | 625 | s10 |              | 15-1530   |  | 47  | 22 | 22   | 51,8 | 81,1 | 59   |          | 20 x 1,5 |      |       | 4    | 1   |     |  |
| 17-0213            |  |     |    |    |      | 103  | 103  |      |          |    |    | 471 | s11 |              | 15-1651   |  | 47  | 33 | 32   | 51,9 | 93,2 | 59,6 |          | 20 x 1,5 |      |       | 3    | 3   |     |  |
| 17-0214            |  | 48  | 27 | 24 |      | 86   | 94   |      | 24 x 1,5 | 67 |    | 625 | s17 |              | 15-1655   |  |     | 33 | 22   | 51,9 | 81,0 | 60,5 |          | 20 x 1,5 |      |       | 3    | 3   |     |  |
| 17-0216            |  |     | 30 |    |      | 90   | 100  |      | 26 x 1,5 | 73 | 28 | 628 | s10 |              |   |   |     |    |      |      |      |      |          |          |      |       |      |     |     |  |

































































| METELLI<br>ref. | Spare<br>Parts  | ABS | A  | B  | C     | D      | E    | F | G        | H | I | L | M | Fig | METELLI<br>ref. | Spare<br>Parts  | ABS   | A  | B  | C    | D     | E    | F    | G        | H        | I    | L    | M   | Fig |
|-----------------|---|-----|----|----|-------|--------|------|---|----------|---|---|---|---|-----|-----------------|---|---|----|----|------|-------|------|------|----------|----------|------|------|-----|-----|
| <b>CITROËN</b>  |   |     |    |    |       |        |      |   |          |   |   |   |   |     | <b>CITROËN</b>  |   |   |    |    |      |       |      |      |          |          |      |      |     |     |
| <b>13-0508</b>  |    |     |    |    | 26    | 84     | 119  |   |          |   |   |   |   |     | <b>15-1546</b>  |  | 48  | 27 | 39 | 58   | 100,3 | 50   |      | 24 x 1,5 |          |      |      | 11  | 2   |
| <b>13-0509</b>  |    |     |    |    | 34,9  | 84     | 119  |   |          |   |   |   |   |     | <b>15-1553</b>  |  |   | 25 | 26 | 58,8 | 91,6  | 47,5 |      | 24 x 1,5 |          |      |      | 11a | 1   |
| <b>13-0511</b>  |    |     |    |    | 34,9  | 84     | 119  |   |          |   |   |   |   |     | <b>15-1558</b>  |  | 29  | 25 | 34 | 58,5 | 86    | 46,5 |      | 24 x 1,5 |          |      |      | 11a | 2   |
| <b>13-0518</b>  |    |     |    |    | 34,9  | 84     | 119  |   |          |   |   |   |   |     | <b>15-1560</b>  |  |   | 21 | 22 | 48,6 | 79,2  | 52   |      | 20 x 1,5 |          |      |      | 4a  | 2   |
| <b>15-1015</b>  |    |     | 25 | 22 | 55,3  | 84     | 46   |   | 24 x 1,5 |   |   |   |   | 11a | 2               | <b>15-1561</b>  |    |    | 21 | 20   | 48,7  | 72,4 | 52   |          | 20 x 1,5 |      |      | 4a  | 1   |
| <b>15-1063</b>  |    |     | 21 | 22 | 56    | 84     | 51   |   | 20 x 1,5 |   |   |   |   | 3   | 2               | <b>15-1585</b>  |    | 48 | 25 | 34   | 58,5  | 86   | 46,5 |          | 24 x 1,5 |      |      | 11a | 2   |
| <b>15-1142</b>  |    |     | 25 | 34 | 55,3  | 90     | 46   |   | 24 x 1,5 |   |   |   |   | 11a | 2               | <b>15-1588</b>  |    |    | 25 | 34   | 58,5  | 86   | 46,5 |          | 24 x 1,5 |      |      | 11a | 2   |
| <b>15-1175</b>  |    | 29  | 25 | 23 | 55,3  | 87     | 46   |   | 24 x 1,5 |   |   |   |   | 11a | 2               | <b>15-1636</b>  |    |    | 28 | 39   | 58,4  | 95   | 53,7 |          | 24 x 1,5 |      |      | 11a | 2   |
| <b>15-1176</b>  |    | 48  | 25 | 34 | 55,3  | 89,9   | 46   |   | 24 x 1,5 |   |   |   |   | 11a | 2               | <b>15-1638</b>  |    |    | 21 | 21   | 48,5  | 75,1 | 51,5 |          | 20 x 1,5 |      |      | 4a  | 2   |
| <b>15-1177</b>  |    |     | 25 | 23 | 55,3  | 90     | 46   |   | 24 x 1,5 |   |   |   |   | 11a | 2               | <b>15-1646</b>  |    |    | 21 | 21   | 48,75 | 75,6 | 52   |          | 20 x 1,5 |      |      | 4a  | 2   |
| <b>15-1179</b>  |    | 48  | 28 | 23 | 58,5  | 90     | 53   |   | 24 x 1,5 |   |   |   |   | 11a | 2               | <b>15-1649</b>  |    |    | 21 | 22   | 48,6  | 79,2 | 52   |          | 20 x 1,5 |      |      | 4a  | 2   |
| <b>15-1180</b>  |    | 48  | 28 | 27 | 59,1  | 100    | 53   |   | 24 x 1,5 |   |   |   |   | 11a | 2               | <b>15-1657</b>  |    |    | 25 | 26   | 58,8  | 91   | 47,5 |          | 24 x 1,5 |      |      | 11a | 1   |
| <b>15-1182</b>  |    | 48  | 25 | 34 | 55,3  | 87     | 46   |   | 24 x 1,5 |   |   |   |   | 11a | 2               | <b>15-1675</b>  |    |    | 25 | 34   | 58,5  | 86   | 46,5 |          | 24 x 1,5 |      |      | 11a | 2   |
| <b>15-1206</b>  |    | 90  | 25 | 23 | 55,3  | 87     | 46   |   | 24 x 1,5 |   |   |   |   | 11a | 2               | <b>15-1703</b>  |    |    | 21 | 28   | 48,9  | 75,5 | 51   |          | 20 x 1,5 |      |      | 4a  | 2   |
| <b>15-1208</b>  |    | 48  | 25 | 23 | 55,3  | 87     | 46   |   | 24 x 1,5 |   |   |   |   | 11a | 2               | <b>15-1711</b>  |    |    | 25 | 39   | 58,4  | 94,9 | 88,7 |          | 24 x 1,5 |      |      | 11a | 2   |
| <b>15-1222</b>  |    | 48  | 27 | 34 | 58,6  | 89,9   | 49   |   | 24 x 1,5 |   |   |   |   | 11  | 2               | <b>15-1729</b>  |    |    | 21 | 34   | 48,1  | 85,9 | 50,4 |          | 20 x 1,5 |      |      | 4a  | 2   |
| <b>15-1224</b>  |    | 48  | 27 | 39 | 59    | 100,45 | 49,5 |   | 24 x 1,5 |   |   |   |   | 11  | 2               | <b>15-1764</b>  |    |    | 25 | 22   | 58,5  | 79   | 47,5 |          | 24 x 1,5 |      |      | 11a | 2   |
| <b>15-1243</b>  |    |     | 24 | 22 | 54    | 81     | 44,5 |   | 24 x 1,5 |   |   |   |   | 11  | 2               | <b>17-0004</b>  |    |    | 21 |      | 22    | 76,5 | 71,5 | 30       | 20 x 1,5 | 81   | 65,5 | 616 | s3  |
| <b>15-1263</b>  |    | 29  | 28 | 23 | 57,5  | 99,8   | 53   |   | 24 x 1,5 |   |   |   |   | 11a | 2               | <b>17-0005</b>  |    |    | 21 |      | 22    | 76,5 | 71,5 | 30       | 20 x 1,5 | 81   | 93,5 | 800 | s3  |
| <b>15-1264</b>  |    | 29  | 28 | 27 | 59    | 99,8   | 53   |   | 24 x 1,5 |   |   |   |   | 11a | 2               | <b>17-0006</b>  |    |    | 21 |      | 24    | 86,5 | 70,5 | 30       | 20 x 1,5 | 76   | 69,5 | 565 | s5  |
| <b>15-1281</b>  |   | 48  | 25 | 39 | 59    | 100    | 46   |   | 24 x 1,5 |   |   |   |   | 11a | 2               | <b>17-0007</b>  |   |    | 21 |      | 24    | 86,5 | 70,5 |          | 20 x 1,5 | 76   | 347  | 840 | s6  |
| <b>15-1302</b>  |  | 29  | 25 | 34 | 59    | 87     | 46   |   | 24 x 1,5 |   |   |   |   | 11a | 2               | <b>17-0008</b>  |  |    | 21 |      |       | 84   |      |          | 20 x 1,5 | 90   |      | 420 | s2  |
| <b>15-1407</b>  |  |     | 21 | 21 | 48,75 | 75,6   | 52   |   | 20 x 1,5 |   |   |   |   | 4a  | 2               | <b>17-0009</b>  |  |    | 21 |      |       | 75   | 115  | 30       | 20 x 1,5 | 91   |      | 584 | s1  |
| <b>15-1446</b>  |  | 29  | 25 | 34 | 58,5  | 87,75  | 46   |   | 24 x 1,5 |   |   |   |   | 11a | 2               | <b>17-0010</b>  |  |    | 21 |      | 22    | 86,5 | 71,5 | 30       | 20 x 1,5 | 75,5 | 65   | 599 | s3  |
| <b>15-1455</b>  |  |     | 25 | 34 | 58,3  | 86     | 46   |   | 24 x 1,5 |   |   |   |   | 11a | 2               | <b>17-0011</b>  |  |    | 21 |      | 22    | 86,5 | 71,5 | 30       | 20 x 1,5 | 75,5 | 328  | 858 | s4  |
| <b>15-1456</b>  |  |     | 25 | 22 | 58,7  | 79,5   | 47,7 |   | 24 x 1,5 |   |   |   |   | 11a | 2               | <b>17-0014</b>  |  |    | 21 |      | 22    | 76,5 | 71,5 | 30       | 20 x 1,5 | 75   | 65   | 614 | s3  |
| <b>15-1469</b>  |  |     | 28 | 34 | 58,4  | 86     | 52,3 |   | 24 x 1,5 |   |   |   |   | 11a | 2               | <b>17-0015</b>  |  |    | 21 |      | 22    | 76,5 | 71,5 | 30       | 20 x 1,5 | 75   | 93,5 | 798 | s3  |
| <b>15-1494</b>  |  |     | 27 | 28 | 58    | 92     | 49   |   | 24 x 1,5 |   |   |   |   | 11  | 1               | <b>17-0023</b>  |  |    | 25 |      | 24    | 84   | 81   | 33       | 24 x 1,5 | 80   | 70   | 591 | s5  |
| <b>15-1496</b>  |  |     | 25 | 39 | 58,5  | 100    | 46   |   | 24 x 1,5 |   |   |   |   | 11a | 2               | <b>17-0024</b>  |  |    | 25 |      |       | 84   |      |          | 24 x 1,5 | 80   |      | 867 | s6  |
| <b>15-1498</b>  |  |     | 21 | 28 | 49    | 81     | 51   |   | 20 x 1,5 |   |   |   |   | 4a  | 3               | <b>17-0077</b>  |  |    | 22 |      |       | 84   |      |          | 22 x 1,5 | 75   |      | 440 | s2  |
| <b>15-1515</b>  |  |     | 24 | 20 | 49,5  | 73     | 55   |   | -        |   |   |   |   | 5a  | 1               | <b>17-0078</b>  |  |    | 25 |      | 24    | 90   | 79   |          | 24 x 1,5 | 80   | 70   | 585 | s16 |
| <b>15-1528</b>  |  |     | 24 | 19 | 49,5  | 70,1   | 56   |   | -        |   |   |   |   | 5a  | 1               | <b>17-0079</b>  |  |    | 25 |      | 24    | 90   | 81   | 33       | 24 x 1,5 | 80   | 350  | 867 | s6  |

QUOTE DIMENSIONALI TRASMISSIONI - DIMENSIONS TRANSMISSION

























































































































| METELLI<br>ref. | Spare<br>Parts  | ABS | A  | B | C  | D    | E    | F    | G        | H  | I    | L   | M  | Fig | METELLI<br>ref. | Spare<br>Parts  | ABS | A  | B  | C  | D    | E    | F  | G        | H  | I    | L   | M   | Fig |
|-----------------|---|-----|----|---|----|------|------|------|----------|----|------|-----|----|-----|-----------------|---|-----|----|----|----|------|------|----|----------|----|------|-----|-----|-----|
| <b>CITROËN</b>  |   |     |    |   |    |      |      |      |          |    |      |     |    |     | <b>CITROËN</b>  |   |     |    |    |    |      |      |    |          |    |      |     |     |     |
| <b>17-0080</b>  |    |     | 21 |   | 22 | 76,5 | 65   |      |          | 81 | 65   | 617 | s3 |     | <b>17-0218</b>  |    | 29  | 25 |    | 22 | 84   | 72   |    | 24 x 1,5 | 79 |      | 865 | s4  |     |
| <b>17-0081</b>  |    |     | 21 |   | 22 | 76,5 | 65   |      |          | 81 | 93   | 800 | s3 |     | <b>17-0329</b>  |    |     | 25 |    | 37 | 100  | 89   |    | 24 x 1,5 | 89 | 69   | 640 | s5  |     |
| <b>17-0103</b>  |    |     | 21 |   | 22 | 86,5 | 71,5 | 30   | 20 x 1,5 | 76 | 58,5 | 609 | s3 |     | <b>17-0330</b>  |    |     | 25 |    | 37 | 100  | 89   |    | 24 x 1,5 | 89 | 361  | 942 | s6  |     |
| <b>17-0104</b>  |    |     | 21 |   | 22 | 86,5 | 71,5 | 30   | 20 x 1,5 | 76 | 253  | 802 | s4 |     | <b>17-0415</b>  |    |     | 21 |    | 21 | 79   |      |    | 20 x 1,5 | 86 |      | 652 | s5  |     |
| <b>17-0130</b>  |    | 48  | 21 |   | 22 | 76,5 | 71,5 | 30   | 20 x 1,5 | 75 | 65   | 614 | s3 |     | <b>17-0416</b>  |    |     | 21 |    | 21 | 79   |      |    | 20 x 1,5 | 86 |      | 841 | s5  |     |
| <b>17-0131</b>  |    | 48  | 21 |   | 22 | 76,5 | 71,5 | 30   | 20 x 1,5 | 75 | 93,5 | 798 | s3 |     | <b>17-0486</b>  |    | 48  | 21 |    | 22 | 86,5 | 71,5 | 30 | 20 x 1,5 | 86 | 58   | 618 | s16 |     |
| <b>17-0132</b>  |    |     | 25 |   | 22 | 86,5 | 71,5 | 30   | 24 x 1,5 | 79 | 58,5 | 594 | s5 |     | <b>17-0487</b>  |    | 48  | 21 |    | 22 | 86,5 | 71,5 | 30 | 20 x 1,5 | 86 | 240  | 814 | s4  |     |
| <b>17-0133</b>  |    |     | 25 |   | 22 | 86,5 | 71,5 |      | 24 x 1,5 | 79 | 333  | 865 | s6 |     | <b>17-0488</b>  |    |     | 21 |    | 22 | 86,5 | 71,5 | 30 | 20 x 1,5 | 86 | 58   | 618 | s16 |     |
| <b>17-0134</b>  |    | 29  | 25 |   | 22 | 84   | 75   |      | 24 x 1,5 | 79 | 58   | 592 | s5 |     | <b>17-0489</b>  |    |     | 21 |    | 22 | 86,5 | 71,5 | 30 | 20 x 1,5 | 86 | 240  | 814 | s4  |     |
| <b>17-0135</b>  |    | 29  | 25 |   | 22 | 84   | 75   |      | 24 x 1,5 | 79 | 333  | 865 | s6 |     | <b>17-0492</b>  |    |     | 21 |    |    | 76,5 |      |    | 20 x 1,5 | 86 |      | 623 | s16 |     |
| <b>17-0136</b>  |    | 29  | 25 |   |    | 88   |      |      | 24 x 1,5 | 80 | 70   | 593 | s5 |     | <b>17-0493</b>  |    |     | 21 |    |    | 76,5 |      |    | 20 x 1,5 | 86 |      | 805 | s16 |     |
| <b>17-0137</b>  |    | 29  | 25 |   | 24 | 88   | 81   | 33   | 24 x 1,5 | 80 | 350  | 867 | s6 |     | <b>17-0494</b>  |    | 48  | 21 |    |    | 76,5 |      |    | 20 x 1,5 | 86 |      | 623 | s16 |     |
| <b>17-0138</b>  |    |     | 27 |   | 24 | 90   | 81   | 33   | 24 x 1,5 | 82 | 62   | 647 | s3 |     | <b>17-0495</b>  |    | 48  | 21 | 22 |    | 76,5 | 70   |    | 20 x 1,5 | 86 | 74   | 805 | s16 |     |
| <b>17-0139</b>  |    |     | 27 |   | 24 | 90   | 81   | 33   | 24 x 1,5 | 82 | 350  | 936 | s4 |     | <b>17-0516</b>  |    | 48  | 25 |    | 24 | 88   | 81   | 33 | 24 x 1,5 | 80 | 62   | 612 | s5  |     |
| <b>17-0140</b>  |    | 48  | 27 |   | 24 | 90   | 81   | 33   | 24 x 1,5 | 82 | 62   | 647 | s3 |     | <b>17-0519</b>  |    | 29  | 25 |    | 24 | 88   | 81   | 33 | 24 x 1,5 | 80 | 62   | 586 | s5  |     |
| <b>17-0141</b>  |    | 48  | 27 |   | 24 | 90   | 81   | 33   | 24 x 1,5 | 82 | 350  | 936 | s4 |     | <b>17-0520</b>  |    |     | 25 |    |    | 86,5 |      |    | 20 x 1,5 | 80 |      | 594 | s16 |     |
| <b>17-0142</b>  |    |     | 27 |   | 37 | 100  | 89   | 38,7 | 24 x 1,5 | 82 | 68,5 | 642 | s3 |     | <b>17-0521</b>  |    |     | 25 |    |    | 86,5 |      | 32 | 20 x 1,5 | 80 |      | 865 | s4  |     |
| <b>17-0143</b>  |    |     | 27 |   | 37 | 100  | 89   | 38,7 | 24 x 1,5 | 82 | 369  | 942 | s4 |     | <b>17-0522</b>  |    | 29  | 25 |    |    | 90   |      |    | 24 x 1,5 | 80 |      | 596 | s5  |     |
| <b>17-0144</b>  |    | 48  | 27 |   | 37 | 100  | 89   | 38,7 | 24 x 1,5 | 82 | 68,5 | 641 | s3 |     | <b>17-0523</b>  |    | 29  | 25 |    |    | 90   |      |    | 24 x 1,5 | 80 |      | 876 | s6  |     |
| <b>17-0145</b>  |    | 48  | 27 |   | 37 | 100  | 89   | 38,7 | 24 x 1,5 | 82 | 369  | 942 | s4 |     | <b>17-0524</b>  |    |     | 25 |    |    | 90   |      |    | 24 x 1,5 | 80 |      | 596 | s5  |     |
| <b>17-0146</b>  |    | 48  | 21 |   | 22 | 86,5 | 71,5 | 30   | 20 x 1,5 | 76 | 58,5 | 609 | s3 |     | <b>17-0525</b>  |    |     | 25 |    |    | 90   |      |    | 24 x 1,5 | 80 |      | 876 | s6  |     |
| <b>17-0147</b>  |    | 48  | 21 |   | 22 | 86,5 | 71,5 | 30   | 20 x 1,5 | 76 | 253  | 802 | s4 |     | <b>17-0639</b>  |    |     | 25 |    |    | 90   |      |    | 24 x 1,5 | 80 |      | 589 |     |     |
| <b>17-0149</b>  |    |     | 25 |   | 24 | 90   | 81   | 33   | 24 x 1,5 | 80 | 350  | 895 | s6 |     | <b>17-0640</b>  |    |     | 25 |    |    | 90   |      |    | 24 x 1,5 | 80 |      | 876 |     |     |
| <b>17-0150</b>  |   | 48  | 25 |   | 24 | 88   | 81   | 33   | 24 x 1,5 | 80 | 70   | 618 | s5 |     | <b>17-0641</b>  |   | 29  | 25 |    |    | 90   |      |    | 24 x 1,5 | 80 |      | 587 |     |     |
| <b>17-0156</b>  |  |     | 21 |   | 22 | 86,5 | 71,5 | 30   | 20 x 1,5 | 76 | 58,5 | 592 | s3 |     | <b>17-0642</b>  |  | 29  | 25 |    |    | 90   |      |    | 24 x 1,5 | 80 |      | 874 |     |     |
| <b>17-0157</b>  |  |     | 21 |   | 22 | 86,5 | 71,5 | 30   |          | 76 | 328  | 865 | s4 |     | <b>17-0706</b>  |  |     | 21 | 24 |    | 79   |      |    | 20 x 1,5 | 86 | 69   | 633 |     |     |
| <b>17-0174</b>  |  |     | 28 |   | 24 | 90   | 81   | 33   | 24 x 1,5 | 90 | 355  | 937 | s4 |     | <b>17-0707</b>  |  |     | 21 | 24 |    | 79   |      |    | 20 x 1,5 | 86 | 290  | 853 |     |     |
| <b>17-0175</b>  |  |     | 28 |   | 24 | 90   | 81   | 33   | 24 x 1,5 | 90 | 62   | 652 | s3 |     | <b>17-0708</b>  |  |     | 21 |    | 22 | 75   | 72   |    | 20 x 1,5 | 86 | 58,5 | 637 |     |     |
| <b>17-0176</b>  |  | 29  | 28 |   | 37 | 100  | 101  | 50   | 24 x 1,5 | 90 | 365  | 936 | s4 |     | <b>17-0709</b>  |  |     | 21 |    | 22 | 75   | 72   |    | 20 x 1,5 | 86 | 96   | 852 |     |     |
| <b>17-0177</b>  |  | 29  | 28 |   | 37 | 100  | 101  | 50   | 24 x 1,5 | 90 | 69   | 648 | s3 |     | <b>17-0805</b>  |  | 48  | 25 | 24 |    | 88   |      |    | 24 x 1,5 | 79 | 62   | 584 | s3  |     |
| <b>17-0178</b>  |  |     | 24 |   |    | 81   | 120  | 34   | 24 x 1,5 | 80 |      | 553 | s8 |     | <b>17-0806</b>  |  | 48  | 25 | 24 |    | 88   |      |    | 24 x 1,5 | 79 | 350  | 875 | s4  |     |
| <b>17-0217</b>  |  | 29  | 25 |   | 22 | 84   | 72   |      | 24 x 1,5 | 79 |      | 594 | s3 |     | <b>17-0807</b>  |  | 29  | 25 |    | 26 | 88   | 81   |    | 24 x 1,5 | 80 | 46,5 | 575 | s3  |     |



























































| METELLI<br>ref.    | Spare<br>Parts  | ABS | A  | B  | C    | D    | E    | F | G        | H    | I     | L   | M  | Fig | METELLI<br>ref.    | Spare<br>Parts  | ABS | A  | B  | C     | D      | E    | F        | G | H | I | L | M   | Fig |  |
|--------------------|---|-----|----|----|------|------|------|---|----------|------|-------|-----|----|-----|--------------------|---|-----|----|----|-------|--------|------|----------|---|---|---|---|-----|-----|--|
| <b>CITROËN</b>     |   |     |    |    |      |      |      |   |          |      |       |     |    |     | <b>CITROËN LCV</b> |   |     |    |    |       |        |      |          |   |   |   |   |     |     |  |
| <b>17-0808</b>     |    | 29  | 25 |    | 26   | 88   | 81   |   | 24 x 1,5 | 80   | 258,8 | 786 | s4 |     | <b>13-0502</b>     |    |     |    |    | 33    | 110    | 160  |          |   |   |   |   |     |     |  |
| <b>17-0809</b>     |    |     | 25 | 37 |      | 100  |      |   | 24 x 1,5 | 89   | 68,5  | 616 | s3 |     | <b>13-0504</b>     |    |     |    |    | 34,9  | 84     | 119  |          |   |   |   |   |     |     |  |
| <b>17-0810</b>     |    |     | 25 | 37 |      | 100  |      |   | 24 x 1,5 | 89   | 399   | 951 | s4 |     | <b>13-0505</b>     |    |     |    |    | 29,5  | 72,5   | 112  |          |   |   |   |   |     |     |  |
| <b>17-0811</b>     |    |     | 21 | 22 |      | 79   |      |   | 20 x 1,5 | 86   | 58,5  | 642 | s3 |     | <b>13-0509</b>     |    |     |    |    | 34,9  | 84     | 119  |          |   |   |   |   |     |     |  |
| <b>17-0831</b>     |    |     | 27 | 37 |      | 92   | 89,4 |   | 24 x 1,4 | 81   | 68,5  | 647 | s3 |     | <b>13-0511</b>     |    |     |    |    | 34,9  | 84     | 119  |          |   |   |   |   |     |     |  |
| <b>17-0832</b>     |    |     | 27 | 37 |      | 92   | 89,4 |   | 24 x 1,4 | 81   | 369   | 965 | s4 |     | <b>13-0527</b>     |    |     |    |    | 30,5  | 104    | 125  |          |   |   |   |   |     |     |  |
| <b>17-0857</b>     |    |     | 24 | 23 |      | 73   | 70,3 |   | 22 x 1,5 | 90,8 | 60    | 593 | s3 |     | <b>13-0542</b>     |    |     |    |    | 20    | 68     | 100  |          |   |   |   |   |     |     |  |
| <b>17-0858</b>     |    |     | 24 | 23 |      | 73   | 70,3 |   | 22 x 1,5 | 90,8 | 60    | 897 | s3 |     | <b>15-1020</b>     |    |     | 28 | 27 | 62,9  | 100    | 60   | 28 x 1,5 |   |   |   |   | 4   | 2   |  |
| <b>17-0920</b>     |    |     | 24 |    | 23   | 70,2 | 70,3 |   | 22 x 1,5 | 90,7 | 60,3  | 650 | s3 |     | <b>15-1063</b>     |    |     | 21 | 22 | 56    | 84     | 51   | 20 x 1,5 |   |   |   |   | 3   | 2   |  |
| <b>17-0921</b>     |    |     | 24 |    | 23   | 70,2 | 70,3 |   | 22 x 1,5 | 90,7 | 60,3  | 840 | s3 |     | <b>15-1120</b>     |    | 54  | 28 | 39 | 62,9  | 100,4  | 60   | 28 x 1,5 |   |   |   |   | 4   | 2   |  |
| <b>17-0951</b>     |    |     | 21 |    | 22   | 75   | -    | - | 20 x 1,5 | 86   | 65    | 641 |    |     | <b>15-1132</b>     |    | 54  | 35 | 45 | 70    | 115,3  | 63   | 33 x 1,5 |   |   |   |   | 11  | 2   |  |
| <b>17-0952</b>     |    |     | 21 |    | 22   | 75   | -    | - | 20 x 1,5 | 86   | 93    | 847 |    |     | <b>15-1175</b>     |    | 29  | 25 | 23 | 55,3  | 87     | 46   | 24 x 1,5 |   |   |   |   | 11a | 2   |  |
| <b>CITROËN LCV</b> |   |     |    |    |      |      |      |   |          |      |       |     |    |     | <b>15-1222</b>     |    | 48  | 27 | 34 | 58,6  | 89,9   | 49   | 24 x 1,5 |   |   |   |   | 11  | 2   |  |
| <b>CITROËN LCV</b> |   |     |    |    |      |      |      |   |          |      |       |     |    |     | <b>15-1224</b>     |    | 48  | 27 | 39 | 59    | 100,45 | 49,5 | 24 x 1,5 |   |   |   |   | 11  | 2   |  |
| <b>13-0022</b>     |    |     |    |    | 24   | 95   | 150  |   |          |      |       |     |    |     | <b>15-1236</b>     |    | 54  | 35 | 45 | 70    | 113,6  | 63   | 33 x 1,5 |   |   |   |   | 11  | 2   |  |
| <b>13-0054</b>     |    |     |    |    | 20   | 82   | 105  |   |          |      |       |     |    |     | <b>15-1286</b>     |    |     | 21 | 31 | 56    | 84     | 52   | 20 x 1,5 |   |   |   |   | 3   | 2   |  |
| <b>13-0109</b>     |    |     |    |    | 33   | 111  | 93   |   |          |      |       |     |    |     | <b>15-1302</b>     |    | 29  | 25 | 34 | 59    | 87     | 46   | 24 x 1,5 |   |   |   |   | 11a | 2   |  |
| <b>13-0146</b>     |    |     |    |    | 23   | 88   | 101  |   |          |      |       |     |    |     | <b>15-1407</b>     |    |     | 21 | 21 | 48,75 | 75,6   | 52   | 20 x 1,5 |   |   |   |   | 4a  | 2   |  |
| <b>13-0170</b>     |    |     |    |    | 25   | 86   | 96   |   |          |      |       |     |    |     | <b>15-1446</b>     |    | 29  | 25 | 34 | 58,5  | 87,75  | 46   | 24 x 1,5 |   |   |   |   | 11a | 2   |  |
| <b>13-0172</b>     |   |     |    |    | 28   | 95   | 85   |   |          |      |       |     |    |     | <b>15-1449</b>     |   |     | 25 | 24 | 51    | 84     | 46   | 24 x 1,5 |   |   |   |   | 4   | 1   |  |
| <b>13-0203</b>     |  |     |    |    | 28   | 74   | 115  |   |          |      |       |     |    |     | <b>15-1455</b>     |  |     | 25 | 34 | 58,3  | 86     | 46   | 24 x 1,5 |   |   |   |   | 11a | 2   |  |
| <b>13-0209</b>     |  |     |    |    | 20   | 82   | 105  |   |          |      |       |     |    |     | <b>15-1494</b>     |  |     | 27 | 28 | 58    | 92     | 49   | 24 x 1,5 |   |   |   |   | 11  | 1   |  |
| <b>13-0281</b>     |  |     |    |    | 20   | 68   | 100  |   |          |      |       |     |    |     | <b>15-1546</b>     |  | 48  | 27 | 39 | 58    | 100,3  | 50   | 24 x 1,5 |   |   |   |   | 11  | 2   |  |
| <b>13-0287</b>     |  |     |    |    | 25   | 78   | 130  |   |          |      |       |     |    |     | <b>15-1558</b>     |  | 29  | 25 | 34 | 58,5  | 86     | 46,5 | 24 x 1,5 |   |   |   |   | 11a | 2   |  |
| <b>13-0308</b>     |  |     |    |    | 31   | 75   | 115  |   |          |      |       |     |    |     | <b>15-1585</b>     |  | 48  | 25 | 34 | 58,5  | 86     | 46,5 | 24 x 1,5 |   |   |   |   | 11a | 2   |  |
| <b>13-0342</b>     |  |     |    |    | 26   | 86   | 138  |   |          |      |       |     |    |     | <b>15-1636</b>     |  |     | 28 | 39 | 58,4  | 95     | 53,7 | 24 x 1,5 |   |   |   |   | 11a | 2   |  |
| <b>13-0375</b>     |  |     |    |    | 22   | 82   | 126  |   |          |      |       |     |    |     | <b>15-1637</b>     |  |     | 22 | 22 | 51    | 79,1   | 39,8 | 22 x 1,5 |   |   |   |   | 4a  | 1   |  |
| <b>13-0419</b>     |  |     |    |    | 25   | 90   | 107  |   |          |      |       |     |    |     | <b>15-1646</b>     |  |     | 21 | 21 | 48,75 | 75,6   | 52   | 20 x 1,5 |   |   |   |   | 4a  | 2   |  |
| <b>13-0420</b>     |  |     |    |    | 23   | 78   | 90   |   |          |      |       |     |    |     | <b>15-1648</b>     |  |     | 22 | 22 | 51    | 79,1   | 39,8 | 22 x 1,5 |   |   |   |   | 4a  | 1   |  |
| <b>13-0428</b>     |  |     |    |    | 31   | 75   | 115  |   |          |      |       |     |    |     | <b>15-1675</b>     |  |     | 25 | 34 | 58,5  | 86     | 46,5 | 24 x 1,5 |   |   |   |   | 11a | 2   |  |
| <b>13-0488</b>     |  |     |    |    | 27   | 90   | 140  |   |          |      |       |     |    |     | <b>15-1717</b>     |  |     | 35 | 27 | 71,5  | 97,9   | 59   | 33 x 1,5 |   |   |   |   | 4   | 2   |  |
| <b>13-0489</b>     |  |     |    |    | 30,5 | 104  | 125  |   |          |      |       |     |    |     | <b>15-1718</b>     |  |     | 35 | 29 | 71,4  | 105,9  | 59   | 33 x 1,5 |   |   |   |   | 4   | 2   |  |

































































QUOTE DIMENSIONALI TRASMISSIONI - DIMENSIONS TRANSMISSION



































































| METELLI<br>ref.    | Spare<br>Parts  | ABS | A  | B  | C    | D     | E    | F    | G        | H    | I    | L    | M  | Fig | METELLI<br>ref.    | Spare<br>Parts  | ABS | A  | B  | C    | D    | E    | F    | G        | H    | I    | L    | M  | Fig |
|--------------------|---|-----|----|----|------|-------|------|------|----------|------|------|------|----|-----|--------------------|---|-----|----|----|------|------|------|------|----------|------|------|------|----|-----|
| <b>CITROËN LCV</b> |   |     |    |    |      |       |      |      |          |      |      |      |    |     | <b>CITROËN LCV</b> |   |     |    |    |      |      |      |      |          |      |      |      |    |     |
| <b>15-1726</b>     |    |     | 35 | 29 | 71,4 | 105,9 | 59   |      | 33 x 1,5 |      |      |      | 4  | 1   | <b>17-0523</b>     |    | 29  | 25 |    |      | 90   |      |      | 24 x 1,5 | 80   |      | 876  | s6 |     |
| <b>15-1740</b>     |    |     | 25 | 22 | 50,9 | 79    | 46,2 |      | 24 x 1,5 |      |      |      | 4  | 1   | <b>17-0524</b>     |    |     | 25 |    |      | 90   |      |      | 24 x 1,5 | 80   |      | 596  | s5 |     |
| <b>17-0006</b>     |    |     | 21 |    | 24   | 86,5  | 70,5 | 30   | 20 x 1,5 | 76   | 69,5 | 565  | s5 |     | <b>17-0525</b>     |    |     | 25 |    |      | 90   |      |      | 24 x 1,5 | 80   |      | 876  | s6 |     |
| <b>17-0007</b>     |    |     | 21 |    | 24   | 86,5  | 70,5 |      | 20 x 1,5 | 76   | 347  | 840  | s6 |     | <b>17-0639</b>     |    |     | 25 |    |      | 90   |      |      | 24 x 1,5 | 80   |      | 589  |    |     |
| <b>17-0019</b>     |    |     | 21 |    | 22   | 86,5  | 71,5 | 30   | 20 x 1,5 | 76,5 | 65   | 575  | s3 |     | <b>17-0640</b>     |    |     | 25 |    |      | 90   |      |      | 24 x 1,5 | 80   |      | 876  |    |     |
| <b>17-0020</b>     |    |     | 21 |    | 22   | 86,5  | 71,5 | 30   | 20 x 1,5 | 76,5 | 328  | 835  | s4 |     | <b>17-0641</b>     |    | 29  | 25 |    |      | 90   |      |      | 24 x 1,5 | 80   |      | 587  |    |     |
| <b>17-0082</b>     |    |     | 28 |    | 25   | 98    | 100  | 50   | 28 x 1,5 | 112  | 69   | 693  | s5 |     | <b>17-0642</b>     |    | 29  | 25 |    |      | 90   |      |      | 24 x 1,5 | 80   |      | 874  |    |     |
| <b>17-0083</b>     |    |     | 28 |    |      | 98    |      | 50   | 28 x 1,5 | 112  |      | 1064 | s5 |     | <b>17-0805</b>     |    | 48  | 25 | 24 |      | 88   |      |      | 24 x 1,5 | 79   | 62   | 584  | s3 |     |
| <b>17-0084</b>     |    | 54  | 28 |    | 37   | 98    | 89   | 38,7 | 28 x 1,5 | 112  | 68,5 | 770  | s3 |     | <b>17-0806</b>     |    | 48  | 25 | 24 |      | 88   |      |      | 24 x 1,5 | 79   | 350  | 875  | s4 |     |
| <b>17-0085</b>     |    | 54  | 28 |    | 37   | 98    | 89   | 38,7 | 28 x 1,5 | 112  | 369  | 1070 | s6 |     | <b>17-0815</b>     |    |     | 28 | 41 |      | 98   | 89   | 38,7 | 28 x 1,5 | 112  | 70   | 756  | s3 |     |
| <b>17-0086</b>     |    | 54  | 28 |    | 41   | 98    | 89   | 38,7 | 28 x 1,5 | 112  | 70   | 756  | s3 |     | <b>17-0816</b>     |    |     | 28 | 41 |      | 98   | 89   | 38,7 | 28 x 1,5 | 112  | 391  | 1077 | s4 |     |
| <b>17-0087</b>     |    | 54  | 28 |    | 41   | 98    | 89   | 38,7 | 28 x 1,5 | 112  | 391  | 1077 | s6 |     | <b>DACIA</b>       |   |     |    |    |      |      |      |      |          |      |      |      |    |     |
| <b>17-0129</b>     |    |     | 28 |    | 25   | 98    | 100  | 50   | 28 x 1,5 | 112  | 387  | 1070 | s6 |     | <b>13-0346</b>     |    |     |    |    |      | 20   | 68   | 100  |          |      |      |      |    |     |
| <b>17-0132</b>     |    |     | 25 |    | 22   | 86,5  | 71,5 | 30   | 24 x 1,5 | 79   | 58,5 | 594  | s5 |     | <b>13-0494</b>     |    |     |    |    |      | 26   | 87   | 117  |          |      |      |      |    |     |
| <b>17-0133</b>     |    |     | 25 |    | 22   | 86,5  | 71,5 |      | 24 x 1,5 | 79   | 333  | 865  | s6 |     | <b>15-1501</b>     |    |     | 23 | 30 | 49   | 83,6 | 50   |      | 20 x 1,5 |      |      |      | 11 | 2   |
| <b>17-0134</b>     |    | 29  | 25 |    | 22   | 84    | 75   |      | 24 x 1,5 | 79   | 58   | 592  | s5 |     | <b>15-1727</b>     |    |     | 25 | 33 | 52,5 | 89,9 | 53,9 |      | 20 x 1,5 |      |      |      | 11 | 2   |
| <b>17-0135</b>     |    | 29  | 25 |    | 22   | 84    | 75   |      | 24 x 1,5 | 79   | 333  | 865  | s6 |     | <b>17-0106</b>     |    |     | 20 |    | 23   | 86,5 | 81,5 | 30   | 16 x 1,5 | 107, |      | 652  | s8 |     |
| <b>17-0138</b>     |    |     | 27 |    | 24   | 90    | 81   | 33   | 24 x 1,5 | 82   | 62   | 647  | s3 |     | <b>17-0112</b>     |    |     | 20 |    | 23   | 86,5 |      | 30   | 16 x 1,5 | 107, |      | 635  | s8 |     |
| <b>17-0139</b>     |    |     | 27 |    | 24   | 90    | 81   | 33   | 24 x 1,5 | 82   | 350  | 936  | s4 |     | <b>17-0112</b>     |    |     | 20 |    | 23   | 86,5 |      | 30   | 16 x 1,5 | 107, |      | 635  | s8 |     |
| <b>17-0140</b>     |    | 48  | 27 |    | 24   | 90    | 81   | 33   | 24 x 1,5 | 82   | 62   | 647  | s3 |     | <b>17-0526</b>     |    |     | 20 |    |      | 86   |      | 30   |          |      | 24   | 612  |    |     |
| <b>17-0141</b>     |    | 48  | 27 |    | 24   | 90    | 81   | 33   | 24 x 1,5 | 82   | 350  | 936  | s4 |     | <b>17-0527</b>     |    |     | 20 | 23 |      | 86   |      | 30   |          |      |      | 741  |    |     |
| <b>17-0142</b>     |   |     | 27 |    | 37   | 100   | 89   | 38,7 | 24 x 1,5 | 82   | 68,5 | 642  | s3 |     | <b>17-0637</b>     |   |     | 21 | 23 |      | 86   |      | 30   | 20 x 1,5 | 83,8 |      | 682  | s7 |     |
| <b>17-0143</b>     |  |     | 27 |    | 37   | 100   | 89   | 38,7 | 24 x 1,5 | 82   | 369  | 942  | s4 |     | <b>17-0638</b>     |  |     | 21 | 23 |      | 86   | 80   |      | 20 x 1,5 | 83,8 | 40,7 | 761  | s8 |     |
| <b>17-0144</b>     |  | 48  | 27 |    | 37   | 100   | 89   | 38,7 | 24 x 1,5 | 82   | 68,5 | 641  | s3 |     | <b>17-0780</b>     |  |     | 20 |    |      | 86   |      | 30   |          |      | 24   | 616  |    |     |
| <b>17-0145</b>     |  | 48  | 27 |    | 37   | 100   | 89   | 38,7 | 24 x 1,5 | 82   | 369  | 942  | s4 |     | <b>17-0781</b>     |  |     | 20 | 23 |      | 86   |      |      |          |      |      | 744  |    |     |
| <b>17-0158</b>     |  | 54  | 35 |    | 41   | 115   | 104  | 50   | 33 x 1,5 | 117  | 70   | 762  | s3 |     | <b>17-0792</b>     |  |     | 23 |    |      | 83,7 |      | 29,9 | 20 x 1,5 | 86,2 |      | 682  | s7 |     |
| <b>17-0159</b>     |  | 54  | 35 |    | 41   | 115   | 104  | 50   | 33 x 1,5 | 117  | 391  | 1084 | s6 |     | <b>17-0793</b>     |  |     | 23 | 23 |      | 83,7 | 78,7 |      | 20 x 1,5 | 86,2 | 40,2 | 766  | s8 |     |
| <b>17-0160</b>     |  | 54  | 35 |    | 41   | 115   | 104  | 50   | 33 x 1,5 | 117  | 70   | 762  | s3 |     | <b>17-0904</b>     |  |     | 23 | 26 |      | 84   | 79   |      | 20 x 1,5 | 86   | 64   | 658  | s3 |     |
| <b>17-0161</b>     |  | 54  | 35 |    | 41   | 115   | 104  | 50   | 33 x 1,5 | 117  | 391  | 1084 | s6 |     | <b>17-0908</b>     |  |     | 23 | 26 |      | 80   | 79   |      | 20 x 1,5 | 79   | 326  | 896  | s4 |     |
| <b>17-0415</b>     |  |     | 21 |    | 21   | 79    |      |      | 20 x 1,5 | 86   |      | 652  | s5 |     | <b>DACIA LCV</b>   |   |     |    |    |      |      |      |      |          |      |      |      |    |     |
| <b>17-0416</b>     |  |     | 21 |    | 21   | 79    |      |      | 20 x 1,5 | 86   |      | 841  | s5 |     | <b>13-0346</b>     |  |     |    |    |      | 20   | 68   | 100  |          |      |      |      |    |     |
| <b>17-0522</b>     |  | 29  | 25 |    |      | 90    |      |      | 24 x 1,5 | 80   |      | 596  | s5 |     | <b>13-0346</b>     |  |     |    |    |      | 20   | 68   | 100  |          |      |      |      |    |     |

































































| METELLI ref.     | Spare Parts   | ABS | A  | B  | C    | D     | E    | F    | G        | H  | I  | L   | M  | Fig | METELLI ref.      | Spare Parts   | ABS | A  | B  | C  | D    | E    | F    | G        | H  | I  | L   | M   | Fig |
|------------------|---|-----|----|----|------|-------|------|------|----------|----|----|-----|----|-----|-------------------|---|-----|----|----|----|------|------|------|----------|----|----|-----|-----|-----|
| <b>DACIA LCV</b> |   |     |    |    |      |       |      |      |          |    |    |     |    |     | <b>DAEWOO</b>     |   |     |    |    |    |      |      |      |          |    |    |     |     |     |
| 15-1501          |    |     | 23 | 30 | 49   | 83,6  | 50   |      | 20 x 1,5 |    |    |     | 11 | 2   | 17-0813           |    | 40  | 23 | 22 |    | 72   |      |      | 18 x 1,5 | 92 | 50 | 554 | s3  |     |
| <b>DAEWOO</b>    |   |     |    |    |      |       |      |      |          |    |    |     |    |     | 17-0814           |    | 40  | 23 | 22 |    | 72   |      |      | 18 x 1,5 | 92 | 50 | 833 | s3  |     |
| <b>DAEWOO</b>    |   |     |    |    |      |       |      |      |          |    |    |     |    |     | 17-0953           |    |     | 23 |    | 22 | 72   | -    | -    | 18 x 1,5 | 92 | 54 | 780 |     |     |
| 13-0018          |    |     |    |    | 23   | 78    | 110  |      |          |    |    |     |    |     | <b>DAEWOO LCV</b> |   |     |    |    |    |      |      |      |          |    |    |     |     |     |
| 13-0097          |    |     |    |    | 20   | 68    | 100  |      |          |    |    |     |    |     | 13-0097           |    |     |    |    | 20 | 68   | 100  |      |          |    |    |     |     |     |
| 13-0098          |    |     |    |    | 18   | 63    | 82   |      |          |    |    |     |    |     | 15-1280           |    | 40  | 23 | 19 | 46 | 71,5 | 67   |      | 18 x 1,5 |    |    |     | 3   | 3   |
| 13-0176          |    |     |    |    | 23   | 78    | 110  |      |          |    |    |     |    |     | 17-0528           |    |     | 23 |    | 22 | 68,5 | 71   | 27,8 | 18 x 1,5 | 92 | 54 | 613 | s9  |     |
| 13-0177          |    |     |    |    | 25   | 78    | 130  |      |          |    |    |     |    |     | 17-0529           |    |     | 23 |    | 22 | 68,5 | 71   | 27,8 | 18 x 1,5 | 92 | 54 | 783 | s9  |     |
| 13-0226          |    |     |    |    | 23   | 78    | 110  |      |          |    |    |     |    |     | 17-0530           |    | 40  | 23 |    | 22 | 68,5 | 71   | 27,8 | 18 x 1,5 | 92 | 54 | 613 | s9  |     |
| 13-0276          |    |     |    |    | 25   | 78    | 130  |      |          |    |    |     |    |     | 17-0531           |    | 40  | 23 |    | 22 | 68,5 | 71   | 27,8 | 18 x 1,5 | 92 | 54 | 783 | s5  |     |
| 13-0277          |    |     |    |    | 25   | 78    | 130  |      |          |    |    |     |    |     | <b>DAIHATSU</b>   |   |     |    |    |    |      |      |      |          |    |    |     |     |     |
| 13-0365          |    |     |    |    | 17   | 68    | 100  |      |          |    |    |     |    |     | 13-0084           |    |     |    |    | 19 | 66   | 94   |      |          |    |    |     |     |     |
| 13-0366          |    |     |    |    | 22   | 72    | 97   |      |          |    |    |     |    |     | 13-0136           |    |     |    |    | 21 | 73   | 91   |      |          |    |    |     |     |     |
| 13-0434          |    |     |    |    | 22   | 76    | 113  |      |          |    |    |     |    |     | 13-0137           |    |     |    |    | 18 | 63   | 82   |      |          |    |    |     |     |     |
| 14-0008          |    |     |    |    | 19   | 55    | 98   |      |          |    |    |     |    |     | 13-0214           |    |     |    |    | 21 | 73   | 91   |      |          |    |    |     |     |     |
| 15-1115          |    |     | 23 | 19 | 44   | 71,5  | 66   |      | 18 x 1,5 |    |    |     | 3  | 3   | 13-0215           |    |     |    |    | 18 | 63   | 82   |      |          |    |    |     |     |     |
| 15-1234          |    |     | 22 | 29 | 52   | 84    | 58   |      | 20 x 1,0 |    |    |     | 11 | 3   | 13-0234           |    |     |    |    | 18 | 63   | 82   |      |          |    |    |     |     |     |
| 15-1279          |    | 47  | 33 | 29 | 52   | 85,75 | 59,5 |      | 20 x 1,0 |    |    |     | 5  | 3   | 13-0238           |   |     |    |    | 18 | 62   | 82,5 |      |          |    |    |     |     |     |
| 15-1280          |    | 40  | 23 | 19 | 46   | 71,5  | 67   |      | 18 x 1,5 |    |    |     | 3  | 3   | 15-1097           |  |     | 24 | 19 | 46 | 71   | 52,5 |      | 22 x 1,5 |    |    |     | 5   | 1   |
| 15-1311          |    |     | 33 | 29 | 52   | 84    | 60   |      | 20 x 1,5 |    |    |     | 3  | 3   | 15-1159           |  |     | 24 | 22 | 54 | 79   | 56   |      | 22 x 1,5 |    |    |     | 2   | 1   |
| 15-1395          |    | 47  | 33 | 29 | 52   | 84    | 60,5 |      | 20 x 1,5 |    |    |     | 4  | 3   | 15-1160           |  |     | 24 | 19 | 40 | 71   | 89   |      | 22 x 1,5 |    |    |     | 14b | 1   |
| 15-1401          |    | 47  | 22 | 29 | 52   | 85,7  | 58,5 |      | 20 x 1,5 |    |    |     | 4  | 3   | 15-1294           |  |     | 24 | 21 | 54 | 75   | 57   |      | 22 x 1,5 |    |    |     | 2   | 1   |
| 15-1402          |   |     | 22 | 29 | 52   | 86    | 58,5 |      | 20 x 1,5 |    |    |     | 4  | 1   | 15-1295           |  |     | 24 | 19 | 54 | 71   | 57   |      | 22 x 1,5 |    |    |     | 2   | 1   |
| 15-1527          |  | 47  | 22 | 19 | 51,9 | 73,5  | 57,5 |      | 20 x 1,5 |    |    |     | 4  | 1   | 15-1333           |  |     | 24 | 19 | 44 | 71,5 | 88   |      | 22 x 1,5 |    |    |     | 14b | 1   |
| 15-1530          |  | 47  | 22 | 22 | 51,8 | 81,1  | 59   |      | 20 x 1,5 |    |    |     | 3  | 3   | 15-1340           |  |     | 24 | 20 | 44 | 71,3 | 90   |      | 22 x 1,5 |    |    |     | 14b | 2   |
| 15-1656          |  | 47  | 33 | 22 | 51,9 | 81    | 60,5 |      | 20 x 1,5 |    |    |     | 3  | 3   | 15-1359           |  |     | 24 | 20 | 44 | 72,3 | 89   |      | 22 x 1,5 |    |    |     | 14b | 1   |
| 16-1029          |  |     | 34 | 22 | 34,9 | 84    |      |      |          |    |    |     |    |     | <b>DODGE</b>      |   |     |    |    |    |      |      |      |          |    |    |     |     |     |
| 17-0528          |  |     | 23 |    | 22   | 68,5  | 71   | 27,8 | 18 x 1,5 | 92 | 54 | 613 | s9 |     | 13-0025           |  |     |    |    | 21 | 73   | 91   |      |          |    |    |     |     |     |
| 17-0529          |  |     | 23 |    | 22   | 68,5  | 71   | 27,8 | 18 x 1,5 | 92 | 54 | 783 | s9 |     | 13-0046           |  |     |    |    | 21 | 73   | 91   |      |          |    |    |     |     |     |
| 17-0530          |  | 40  | 23 |    | 22   | 68,5  | 71   | 27,8 | 18 x 1,5 | 92 | 54 | 613 | s9 |     |                   |   |     |    |    |    |      |      |      |          |    |    |     |     |     |
| 17-0531          |  | 40  | 23 |    | 22   | 68,5  | 71   | 27,8 | 18 x 1,5 | 92 | 54 | 783 | s5 |     |                   |   |     |    |    |    |      |      |      |          |    |    |     |     |     |
| 17-0812          |  | 40  | 23 | 22 |      | 72    |      |      | 18 x 1,5 | 92 | 54 | 780 | s3 |     |                   |   |     |    |    |    |      |      |      |          |    |    |     |     |     |

| METELLI<br>ref.    | Spare<br>Parts  | ABS | A  | B  | C  | D    | E    | F | G        | H | I | L | M | Fig | METELLI<br>ref. | Spare<br>Parts  | ABS | A | B | C  | D  | E   | F | G | H | I | L | M | Fig |
|--------------------|---|-----|----|----|----|------|------|---|----------|---|---|---|---|-----|-----------------|---|-----|---|---|----|----|-----|---|---|---|---|---|---|-----|
| <b>DODGE</b>       |   |     |    |    |    |      |      |   |          |   |   |   |   |     | <b>FIAT</b>     |   |     |   |   |    |    |     |   |   |   |   |   |   |     |
| 13-0055            |    |     |    |    | 25 | 85   | 102  |   |          |   |   |   |   |     | 13-0001         |    |     |   |   | 20 | 68 | 80  |   |   |   |   |   |   |     |
| 13-0107            |    |     |    |    | 25 | 85   | 102  |   |          |   |   |   |   |     | 13-0002         |    |     |   |   | 20 | 68 | 80  |   |   |   |   |   |   |     |
| 13-0126            |    |     |    |    | 23 | 81   | 96   |   |          |   |   |   |   |     | 13-0003         |    |     |   |   | 20 | 75 | 105 |   |   |   |   |   |   |     |
| 13-0138            |    |     |    |    | 21 | 73   | 91   |   |          |   |   |   |   |     | 13-0016         |    |     |   |   | 20 | 68 | 80  |   |   |   |   |   |   |     |
| 13-0232            |    |     |    |    | 22 | 76   | 113  |   |          |   |   |   |   |     | 13-0020         |    |     |   |   | 25 | 86 | 96  |   |   |   |   |   |   |     |
| 13-0247            |    |     |    |    | 22 | 83   | 79   |   |          |   |   |   |   |     | 13-0033         |    |     |   |   | 20 | 75 | 105 |   |   |   |   |   |   |     |
| 15-1026            |    |     | 25 | 22 | 50 | 82   | 63   |   | 22 x 1,5 |   |   |   | 5 | 1   | 13-0056         |    |     |   |   | 20 | 68 | 80  |   |   |   |   |   |   |     |
| 15-1048            |    |     | 25 | 23 | 50 | 78,7 | 64   |   | 22 x 1,5 |   |   |   | 5 | 1   | 13-0058         |    |     |   |   | 20 | 68 | 80  |   |   |   |   |   |   |     |
| 15-1064            |    |     | 25 | 25 | 50 | 89,5 | 64,7 |   | 22 x 1,5 |   |   |   | 5 | 1   | 13-0089         |    |     |   |   | 25 | 86 | 96  |   |   |   |   |   |   |     |
| 15-1130            |    |     | 25 | 26 | 54 | 94,5 | 64,5 |   | 22 x 1,5 |   |   |   | 5 | 2   | 13-0091         |    |     |   |   | 20 | 68 | 80  |   |   |   |   |   |   |     |
| 15-1148            |    |     | 25 | 23 | 54 | 86,9 | 64,5 |   | 22 x 1,5 |   |   |   | 5 | 1   | 13-0092         |    |     |   |   | 25 | 86 | 96  |   |   |   |   |   |   |     |
| 15-1161            |    |     | 25 | 22 | 54 | 79   | 61   |   | 22 x 1,5 |   |   |   | 5 | 1   | 13-0093         |    |     |   |   | 25 | 90 | 107 |   |   |   |   |   |   |     |
| 15-1330            |    | 56  | 23 | 28 | 58 | 82   |      |   | 20 x 1,5 |   |   |   | 9 | 2   | 13-0133         |    |     |   |   | 24 | 92 | 84  |   |   |   |   |   |   |     |
| 15-1356            |    |     | 26 | 32 | 54 | 90   | 53   |   | 22 x 1,5 |   |   |   | 4 | 2   | 13-0149         |    |     |   |   | 25 | 86 | 96  |   |   |   |   |   |   |     |
| <b>DODGE TRUCK</b> |   |     |    |    |    |      |      |   |          |   |   |   |   |     | 13-0167         |    |     |   |   | 20 | 75 | 105 |   |   |   |   |   |   |     |
|                    |   |     |    |    |    |      |      |   |          |   |   |   |   |     | 13-0170         |    |     |   |   | 25 | 86 | 96  |   |   |   |   |   |   |     |
| 13-0247            |    |     |    |    | 22 | 83   | 79   |   |          |   |   |   |   |     | 13-0172         |    |     |   |   | 28 | 95 | 85  |   |   |   |   |   |   |     |
| 15-1356            |    |     | 26 | 32 | 54 | 90   | 53   |   | 22 x 1,5 |   |   |   | 4 | 2   | 13-0173         |    |     |   |   | 20 | 75 | 105 |   |   |   |   |   |   |     |
| <b>EAGLE</b>       |   |     |    |    |    |      |      |   |          |   |   |   |   |     | 13-0174         |    |     |   |   | 20 | 68 | 80  |   |   |   |   |   |   |     |
|                    |   |     |    |    |    |      |      |   |          |   |   |   |   |     | 13-0175         |    |     |   |   | 23 | 77 | 105 |   |   |   |   |   |   |     |
| 13-0025            |   |     |    |    | 21 | 73   | 91   |   |          |   |   |   |   |     | 13-0179         |   |     |   |   | 25 | 86 | 96  |   |   |   |   |   |   |     |
| 13-0046            |  |     |    |    | 21 | 73   | 91   |   |          |   |   |   |   |     | 13-0191         |  |     |   |   | 25 | 90 | 107 |   |   |   |   |   |   |     |
| 13-0125            |  |     |    |    | 22 | 78   | 94   |   |          |   |   |   |   |     | 13-0216         |  |     |   |   | 20 | 68 | 80  |   |   |   |   |   |   |     |
| 13-0126            |  |     |    |    | 23 | 81   | 96   |   |          |   |   |   |   |     | 13-0217         |  |     |   |   | 20 | 75 | 105 |   |   |   |   |   |   |     |
| 13-0138            |  |     |    |    | 21 | 73   | 91   |   |          |   |   |   |   |     | 13-0257         |  |     |   |   | 20 | 68 | 100 |   |   |   |   |   |   |     |
| 15-1026            |  |     | 25 | 22 | 50 | 82   | 63   |   | 22 x 1,5 |   |   |   | 5 | 1   | 13-0271         |  |     |   |   | 20 | 68 | 100 |   |   |   |   |   |   |     |
| 15-1048            |  |     | 25 | 23 | 50 | 78,7 | 64   |   | 22 x 1,5 |   |   |   | 5 | 1   | 13-0282         |  |     |   |   | 20 | 68 | 80  |   |   |   |   |   |   |     |
| 15-1147            |  |     | 25 | 23 | 54 | 83   | 62   |   | 22 x 1,5 |   |   |   | 5 | 1   | 13-0287         |  |     |   |   | 25 | 78 | 130 |   |   |   |   |   |   |     |
| 15-1148            |  |     | 25 | 23 | 54 | 86,9 | 64,5 |   | 22 x 1,5 |   |   |   | 5 | 1   | 13-0288         |  |     |   |   | 22 | 76 | 113 |   |   |   |   |   |   |     |
| 15-1161            |  |     | 25 | 22 | 54 | 79   | 61   |   | 22 x 1,5 |   |   |   | 5 | 1   | 13-0316         |  |     |   |   | 20 | 68 | 100 |   |   |   |   |   |   |     |
|                    |   |     |    |    |    |      |      |   |          |   |   |   |   |     | 13-0317         |  |     |   |   | 20 | 78 | 103 |   |   |   |   |   |   |     |
|                    |   |     |    |    |    |      |      |   |          |   |   |   |   |     | 13-0342         |  |     |   |   | 26 | 86 | 138 |   |   |   |   |   |   |     |

| METELLI<br>ref. | Spare<br>Parts  | ABS | A  | B  | C    | D  | E   | F | G        | H | I | L | M  | Fig | METELLI<br>ref. | Spare<br>Parts  | ABS | A  | B  | C    | D      | E    | F | G        | H | I | L  | M | Fig |
|-----------------|---|-----|----|----|------|----|-----|---|----------|---|---|---|----|-----|-----------------|---|-----|----|----|------|--------|------|---|----------|---|---|----|---|-----|
| <b>FIAT</b>     |   |     |    |    |      |    |     |   |          |   |   |   |    |     | <b>FIAT</b>     |   |     |    |    |      |        |      |   |          |   |   |    |   |     |
| <b>13-0343</b>  |    |     |    |    | 26   | 86 | 138 |   |          |   |   |   |    |     | <b>15-1109</b>  |    |     | 25 | 25 | 52   | 90     | 47   |   | 24 x 1,5 |   |   |    | 4 | 2   |
| <b>13-0352</b>  |    |     |    |    | 25   | 90 | 107 |   |          |   |   |   |    |     | <b>15-1110</b>  |    | 44  | 25 | 25 | 52   | 90     | 47   |   | 24 x 1,5 |   |   |    | 4 | 2   |
| <b>13-0375</b>  |    |     |    |    | 22   | 82 | 126 |   |          |   |   |   |    |     | <b>15-1153</b>  |    | 44  | 25 | 28 | 56   | 98     | 47   |   | 24 x 1,5 |   |   |    | 4 | 3   |
| <b>13-0378</b>  |    |     |    |    | 25   | 90 | 107 |   |          |   |   |   |    |     | <b>15-1154</b>  |    |     | 27 | 25 | 60   | 90     | 49   |   | 24 x 1,5 |   |   |    | 4 | 2   |
| <b>13-0392</b>  |    |     |    |    | 25   | 78 | 130 |   |          |   |   |   |    |     | <b>15-1155</b>  |    | 44  | 27 | 25 | 60   | 87     | 49   |   | 24 x 1,5 |   |   |    | 4 | 2   |
| <b>13-0393</b>  |    |     |    |    | 22   | 72 | 127 |   |          |   |   |   |    |     | <b>15-1209</b>  |    |     | 25 | 22 | 52   | 83     | 47   |   | 24 x 1,5 |   |   |    | 4 | 3   |
| <b>13-0394</b>  |    |     |    |    | 20   | 68 | 100 |   |          |   |   |   |    |     | <b>15-1210</b>  |    | 44  | 25 | 22 | 52   | 87     | 47   |   | 24 x 1,5 |   |   |    | 4 | 3   |
| <b>13-0397</b>  |    |     |    |    | 20   | 68 | 100 |   |          |   |   |   |    |     | <b>15-1211</b>  |    |     | 25 | 25 | 52   | 90     | 47   |   | 24 x 1,5 |   |   |    | 4 | 3   |
| <b>13-0406</b>  |    |     |    |    | 24   | 80 | 116 |   |          |   |   |   |    |     | <b>15-1212</b>  |    | 44  | 25 | 25 | 52   | 90     | 47   |   | 24 x 1,5 |   |   |    | 4 | 3   |
| <b>13-0420</b>  |    |     |    |    | 23   | 78 | 90  |   |          |   |   |   |    |     | <b>15-1213</b>  |    |     | 25 | 28 | 59   | 98     | 47   |   | 24 x 1,5 |   |   |    | 4 | 3   |
| <b>13-0460</b>  |    |     |    |    | 25   | 78 | 130 |   |          |   |   |   |    |     | <b>15-1214</b>  |    | 44  | 25 | 25 | 59   | 90     | 47   |   | 24 x 1,5 |   |   |    | 4 | 3   |
| <b>13-0497</b>  |    |     |    |    | 27   | 98 | 140 |   |          |   |   |   |    |     | <b>15-1222</b>  |    | 48  | 27 | 34 | 58,6 | 89,9   | 49   |   | 24 x 1,5 |   |   | 11 | 2 |     |
| <b>13-0535</b>  |    |     |    |    | 20   | 68 | 80  |   |          |   |   |   |    |     | <b>15-1224</b>  |    | 48  | 27 | 39 | 59   | 100,45 | 49,5 |   | 24 x 1,5 |   |   | 11 | 2 |     |
| <b>13-0537</b>  |    |     |    |    | 20   | 68 | 80  |   |          |   |   |   |    |     | <b>15-1226</b>  |    |     | 22 | 22 | 46   | 80     | 40   |   | 22 x 1,5 |   |   | 4a | 3 |     |
| <b>13-0538</b>  |    |     |    |    | 20   | 68 | 80  |   |          |   |   |   |    |     | <b>15-1227</b>  |    | 44  | 22 | 22 | 46   | 79,8   | 40   |   | 22 x 1,5 |   |   | 4a | 3 |     |
| <b>14-0002</b>  |    |     |    |    | 25   | 62 | 81  |   |          |   |   |   |    |     | <b>15-1231</b>  |    |     | 22 | 22 | 52   | 83     | 54   |   | 22 x 1,5 |   |   | 4  | 3 |     |
| <b>14-0019</b>  |    |     |    |    | 25   | 62 | 81  |   |          |   |   |   |    |     | <b>15-1232</b>  |    | 44  | 22 | 22 | 52   | 83,1   | 54   |   | 22 x 1,5 |   |   | 4  | 3 |     |
| <b>15-1001</b>  |    |     | 20 | 20 | 43,1 | 80 | 55  |   | 20 x 1,5 |   |   |   | 4  | 3   | <b>15-1240</b>  |    |     | 22 | 20 | 52   | 80     | 55   |   | 22 x 1,5 |   |   | 4  | 3 |     |
| <b>15-1002</b>  |    |     | 22 | 20 | 48,1 | 80 | 55  |   | 20 x 1,5 |   |   |   | 4  | 3   | <b>15-1244</b>  |    |     | 25 | 28 | 59   | 98     | 47   |   | 24 x 1,5 |   |   | 4  | 3 |     |
| <b>15-1003</b>  |    |     | 22 | 25 | 48,1 | 85 | 58  |   | 20 x 1,5 |   |   |   | 4  | 2   | <b>15-1245</b>  |    |     | 25 | 25 | 59   | 89     | 47   |   | 24 x 1,5 |   |   | 4  | 3 |     |
| <b>15-1013</b>  |   |     | 22 | 20 | 71,6 | 80 | 40  |   | 22 x 1,5 |   |   |   | 4a | 3   | <b>15-1258</b>  |   |     | 25 | 25 | 51   | 90     | 47   |   | 24 x 1,5 |   |   | 4  | 3 |     |
| <b>15-1016</b>  |  |     | 25 | 25 | 52   | 90 | 47  |   | 24 x 1,5 |   |   |   | 4  | 2   | <b>15-1296</b>  |  |     | 22 | 21 | 51   | 75     | 40   |   | 22 x 1,5 |   |   | 4a | 1 |     |
| <b>15-1019</b>  |  |     | 20 | 20 | 43,1 | 80 | 55  |   | 20 x 1,5 |   |   |   | 4  | 3   | <b>15-1306</b>  |  |     | 25 | 22 | 51   | 83     | 47   |   | 24 x 1,5 |   |   | 4  | 3 |     |
| <b>15-1032</b>  |  |     | 25 | 25 | 52   | 85 | 47  |   | 24 x 1,5 |   |   |   | 4  | 2   | <b>15-1309</b>  |  |     | 22 | 20 | 51   | 80     | 40   |   | 22 x 1,5 |   |   | 4a | 3 |     |
| <b>15-1065</b>  |  |     | 22 | 20 | 48,1 | 80 | 55  |   | 20 x 1,5 |   |   |   | 4  | 3   | <b>15-1358</b>  |  |     | 22 | 22 | 51   | 80     | 40   |   | 22 x 1,5 |   |   | 4a | 3 |     |
| <b>15-1067</b>  |  |     | 22 | 20 | 71,4 | 72 | 41  |   | 22 x 1,5 |   |   |   | 4a | 3   | <b>15-1374</b>  |  |     | 22 | 22 | 51   | 79     | 54,2 |   | 22 x 1,5 |   |   | 4  | 1 |     |
| <b>15-1093</b>  |  | 44  | 25 | 25 | 52   | 90 | 47  |   | 24 x 1,5 |   |   |   | 4  | 2   | <b>15-1387</b>  |  |     | 25 | 26 | 51   | 91     | 48   |   | 24 x 1,5 |   |   | 4  | 1 |     |
| <b>15-1094</b>  |  | 90  | 25 | 25 | 54,5 | 90 | 47  |   | 24 x 1,5 |   |   |   | 11 | 2   | <b>15-1388</b>  |  |     | 25 | 26 | 59   | 91     | 48   |   | 24 x 1,5 |   |   | 4  | 1 |     |
| <b>15-1095</b>  |  | 90  | 25 | 25 | 52   | 90 | 47  |   | 24 x 1,5 |   |   |   | 4  | 2   | <b>15-1396</b>  |  |     | 25 | 22 | 51   | 79     | 47   |   | 24 x 1,5 |   |   | 4  | 1 |     |
| <b>15-1103</b>  |  |     | 25 | 25 | 54,5 | 90 | 47  |   | 24 x 1,5 |   |   |   | 11 | 2   | <b>15-1409</b>  |  |     | 22 | 20 | 47   | 80     | 53   |   | 22 x 1,5 |   |   | 4  | 3 |     |
| <b>15-1105</b>  |  |     | 22 | 20 | 71,6 | 80 | 40  |   | 22 x 1,5 |   |   |   | 4a | 3   | <b>15-1410</b>  |  |     | 22 | 20 | 47   | 72     | 43   |   | 22 x 1,5 |   |   | 4a | 3 |     |
| <b>15-1106</b>  |  | 44  | 22 | 20 | 71,6 | 80 | 40  |   | 22 x 1,5 |   |   |   | 4a | 3   | <b>15-1411</b>  |  |     | 22 | 22 | 52   | 80     | 53   |   | 22 x 1,5 |   |   | 4  | 3 |     |































































QUOTE DIMENSIONALI TRASMISSIONI - DIMENSIONS TRANSMISSION

































































| METELLI<br>ref. | Spare<br>Parts  | ABS | A  | B  | C    | D     | E    | F    | G        | H  | I    | L   | M  | Fig | METELLI<br>ref. | Spare<br>Parts  | ABS | A  | B  | C  | D   | E   | F    | G        | H  | I    | L   | M   | Fig |
|-----------------|---|-----|----|----|------|-------|------|------|----------|----|------|-----|----|-----|-----------------|---|-----|----|----|----|-----|-----|------|----------|----|------|-----|-----|-----|
| <b>FIAT</b>     |   |     |    |    |      |       |      |      |          |    |      |     |    |     | <b>FIAT</b>     |   |     |    |    |    |     |     |      |          |    |      |     |     |     |
| <b>15-1416</b>  |    |     | 22 | 22 | 47   | 83    | 54   |      | 22 x 1,5 |    |      |     | 4  | 3   | <b>17-0144</b>  |    | 48  | 27 |    | 37 | 100 | 89  | 38,7 | 24 x 1,5 | 82 | 68,5 | 641 | s3  |     |
| <b>15-1419</b>  |    |     | 25 | 24 | 51   | 84,5  | 53   |      | 24 x 1,5 |    |      |     | 4  | 1   | <b>17-0145</b>  |    | 48  | 27 |    | 37 | 100 | 89  | 38,7 | 24 x 1,5 | 82 | 369  | 942 | s4  |     |
| <b>15-1420</b>  |    |     | 30 | 25 | 53   | 90    | 56   |      | 24 x 1,5 |    |      |     | 7  | 3   | <b>17-0219</b>  |    |     | 22 |    | 22 | 80  | 73  |      | 22 x 1,5 | 80 | 62   | 597 | s16 |     |
| <b>15-1449</b>  |    |     | 25 | 24 | 51   | 84    | 46   |      | 24 x 1,5 |    |      |     | 4  | 1   | <b>17-0220</b>  |    |     | 22 |    |    | 80  |     |      | 22 x 1,5 | 80 |      | 916 | s16 |     |
| <b>15-1457</b>  |    |     | 22 | 20 | 47   | 72,3  | 40   |      | 22 x 1,5 |    |      |     | 4a | 1   | <b>17-0223</b>  |    |     | 25 | 25 |    | 90  | 100 |      | 24 x 1,5 | 85 |      | 468 | s10 |     |
| <b>15-1458</b>  |    |     | 25 | 23 | 51   | 82    | 42   |      | 24 x 1,5 |    |      |     | 4  | 1   | <b>17-0226</b>  |    |     | 25 |    |    | 90  | 100 | 39,3 | 24 x 1,5 | 85 |      | 447 | s1  |     |
| <b>15-1481</b>  |    |     | 22 | 22 | 51   | 83    | 54   |      | 22 x 1,5 |    |      |     | 4  | 3   | <b>17-0231</b>  |    |     | 22 | 19 |    | 72  |     | 29,2 | 22 x 1,5 | 74 |      | 535 | s7  |     |
| <b>15-1493</b>  |    |     | 25 | 24 | 51   | 84,4  | 47,4 |      | 24 x 1,5 |    |      |     | 4  | 1   | <b>17-0232</b>  |    |     | 22 | 19 |    | 72  |     | 29,2 | 22 x 1,5 | 74 |      | 796 | s7  |     |
| <b>15-1494</b>  |    |     | 27 | 28 | 58   | 92    | 49   |      | 24 x 1,5 |    |      |     | 11 | 1   | <b>17-0233</b>  |    |     | 22 | 19 | 22 | 72  | 67  | 29,2 | 22 x 1,5 | 74 | 61   | 555 | s16 |     |
| <b>15-1495</b>  |    |     | 27 | 29 | 57,9 | 101,4 | 49   |      | 24 x 1,5 |    |      |     | 11 | 1   | <b>17-0234</b>  |    |     | 22 |    | 22 | 72  | 67  | 29,2 | 22 x 1,5 | 74 | 61   | 775 | s16 |     |
| <b>15-1506B</b> |    |     | 30 | 26 | 54,4 | 91    | 56   |      | 24 x 1,5 |    |      |     | 7  | 1   | <b>17-0235</b>  |    |     | 22 | 19 | 22 | 80  | 67  |      | 22 x 1,5 | 80 | 61   | 585 | s16 |     |
| <b>15-1546</b>  |    | 48  | 27 | 39 | 58   | 100,3 | 50   |      | 24 x 1,5 |    |      |     | 11 | 2   | <b>17-0236</b>  |    |     | 22 | 19 | 22 | 80  | 67  |      | 22 x 1,5 | 80 | 61   | 870 | s16 |     |
| <b>15-1550</b>  |    |     | 25 | 26 | 50,9 | 90,9  | 48   |      | 24 x 1,5 |    |      |     | 4  | 1   | <b>17-0237</b>  |    | 44  | 22 | 19 | 22 | 80  | 67  |      | 22 x 1,5 | 80 | 61   | 585 | s16 |     |
| <b>15-1592</b>  |    |     | 25 | 23 | 51   | 82,1  | 48,2 |      | 24 x 1,5 |    |      |     | 4  | 1   | <b>17-0238</b>  |    | 44  | 22 | 19 | 22 | 80  | 67  |      | 22 x 1,5 | 80 | 61   | 870 | s16 |     |
| <b>15-1593</b>  |    |     | 22 | 21 | 51   | 75,1  | 40,5 |      | 22 x 1,5 |    |      |     | 4a | 1   | <b>17-0239</b>  |    |     | 25 |    |    | 81  |     | 32   | 24 x 1,5 | 90 |      | 597 | s7  |     |
| <b>15-1594</b>  |    |     | 22 | 27 | 51   | 75,4  | 40,5 |      | 22 x 1,5 |    |      |     | 4a | 3   | <b>17-0240</b>  |    |     | 25 |    |    | 81  |     | 32   | 24 x 1,5 | 90 |      | 931 | s7  |     |
| <b>15-1601</b>  |    |     | 25 | 33 | 51   | 84    | 48   |      | 24 x 1,5 |    |      |     | 4  | 2   | <b>17-0241</b>  |    |     | 25 |    |    | 90  | 100 | 39,3 | 24 x 1,5 | 85 |      | 465 | s1  |     |
| <b>15-1612</b>  |    |     | 25 | 24 | 51   | 84,4  | 54   |      | 24 x 1,5 |    |      |     | 4  | 1   | <b>17-0242</b>  |    | 44  | 25 |    |    | 90  | 100 | 38,7 | 24 x 1,5 | 85 |      | 465 | s1  |     |
| <b>15-1616</b>  |    |     | 27 | 26 | 59   | 91    | 48,6 |      | 24 x 1,5 |    |      |     | 4  | 1   | <b>17-0243</b>  |    |     | 25 | 25 |    | 90  | 100 |      | 24 x 1,5 | 85 |      | 485 | s10 |     |
| <b>15-1623</b>  |    |     | 28 | 29 | 58   | 72,6  | 62,5 |      | -        |    |      |     | 5  | 2   | <b>17-0244</b>  |    | 44  | 25 | 25 |    | 90  | 100 |      | 24 x 1,5 | 85 |      | 478 | s10 |     |
| <b>15-1625</b>  |   |     |    |    |      |       |      |      | -        |    |      |     |    |     | <b>17-0245</b>  |   |     | 22 | 20 | 22 | 80  | 72  |      | 22 x 1,5 | 80 | 61   | 585 | s16 |     |
| <b>15-1637</b>  |  |     | 22 | 22 | 51   | 79,1  | 39,8 |      | 22 x 1,5 |    |      |     | 4a | 1   | <b>17-0246</b>  |  |     | 22 | 20 | 22 | 80  | 72  |      | 22 x 1,5 | 80 | 61   | 870 | s16 |     |
| <b>15-1687</b>  |  |     | 25 | 25 | 51   | 87    | 47,1 |      | 24 x 1,5 |    |      |     | 4  | 1   | <b>17-0421</b>  |  |     | 25 |    |    | 90  | 100 | 39,3 | 24 x 1,5 | 85 |      | 480 | s1  |     |
| <b>15-1732</b>  |  |     | 27 | 27 | 58,9 | 99,9  | 47,8 |      | 24 x 1,5 |    |      |     | 4  | 1   | <b>17-0422</b>  |  |     | 25 | 25 |    | 83  | 100 |      | 24 x 1,5 | 85 |      | 608 | s1  |     |
| <b>16-1002</b>  |  |     |    | 25 |      | 100   |      |      |          |    |      |     |    |     | <b>17-0423</b>  |  |     | 25 | 25 |    | 83  | 100 |      | 24 x 1,5 | 85 |      | 945 | s1  |     |
| <b>16-1020</b>  |  |     |    | 25 |      | 100   |      |      |          |    |      |     |    |     | <b>17-0424</b>  |  |     | 25 |    |    | 90  | 100 | 39,3 | 24 x 1,5 | 85 |      | 460 | s1  |     |
| <b>17-0138</b>  |  |     | 27 |    | 24   | 90    | 81   | 33   | 24 x 1,5 | 82 | 62   | 647 | s3 |     | <b>17-0532</b>  |  |     | 25 | 25 |    | 90  | 100 |      | 24 x 1,5 | 85 |      | 479 | s10 |     |
| <b>17-0139</b>  |  |     | 27 |    | 24   | 90    | 81   | 33   | 24 x 1,5 | 82 | 350  | 936 | s4 |     | <b>17-0533</b>  |  |     | 25 | 25 |    | 90  | 100 |      | 24 x 1,5 | 85 |      | 498 | s7  |     |
| <b>17-0140</b>  |  | 48  | 27 |    | 24   | 90    | 81   | 33   | 24 x 1,5 | 82 | 62   | 647 | s3 |     | <b>17-0534</b>  |  | 44  | 25 | 25 |    | 90  | 100 |      | 24 x 1,5 | 85 |      | 479 | s10 |     |
| <b>17-0141</b>  |  | 48  | 27 |    | 24   | 90    | 81   | 33   | 24 x 1,5 | 82 | 350  | 936 | s4 |     | <b>17-0535</b>  |  | 44  | 25 | 25 |    | 90  | 100 |      | 24 x 1,5 | 85 |      | 498 | s10 |     |
| <b>17-0142</b>  |  |     | 27 |    | 37   | 100   | 89   | 38,7 | 24 x 1,5 | 82 | 68,5 | 642 | s3 |     | <b>17-0536</b>  |  |     | 22 | 20 | 22 | 75  | 72  |      | 22 x 1,5 | 90 | 61   | 611 | s16 |     |
| <b>17-0143</b>  |  |     | 27 |    | 37   | 100   | 89   | 38,7 | 24 x 1,5 | 82 | 369  | 942 | s4 |     | <b>17-0537</b>  |  |     | 22 | 20 | 22 | 75  | 72  |      | 22 x 1,5 | 90 | 61   | 840 | s16 |     |

| METELLI<br>ref. | Spare<br>Parts  | ABS | A  | B  | C  | D    | E    | F    | G        | H    | I    | L   | M   | Fig | METELLI<br>ref. | Spare<br>Parts  | ABS | A  | B  | C    | D    | E  | F        | G        | H     | I    | L   | M  | Fig |
|-----------------|---|-----|----|----|----|------|------|------|----------|------|------|-----|-----|-----|-----------------|---|-----|----|----|------|------|----|----------|----------|-------|------|-----|----|-----|
| <b>FIAT</b>     |   |     |    |    |    |      |      |      |          |      |      |     |     |     | <b>FIAT</b>     |   |     |    |    |      |      |    |          |          |       |      |     |    |     |
| <b>17-0538</b>  |    |     | 25 | 25 |    | 90   | 100  |      | 24 x 1,5 | 85   |      | 497 |     |     | <b>17-0797</b>  |    |     | 22 | 22 | 75,5 | 72,7 |    | 22 x 1,5 | 79,5     | 61    | 649  | s3  |    |     |
| <b>17-0631</b>  |    |     | 25 |    |    | 84,5 |      |      | 24 x 1,5 | 90   |      | 454 |     |     | <b>17-0798</b>  |    |     | 22 | 22 | 75,5 | 72,7 |    | 22 x 1,5 | 79,5     | 61    | 894  | s3  |    |     |
| <b>17-0632</b>  |    |     | 25 |    |    | 84,5 |      |      | 24 x 1,5 | 90   |      | 537 |     |     | <b>17-0799</b>  |    |     | 22 | 22 | 75,1 | 72,7 |    | 22 x 1,5 | 79,5     | 61    | 650  | s3  |    |     |
| <b>17-0633</b>  |    |     | 22 |    |    | 79   |      | 32   | 22 x 1,5 | 89,4 |      | 617 | s7  |     | <b>17-0800</b>  |    |     | 22 | 22 | 75,1 | 72,7 |    | 22 x 1,5 | 79,5     | 61    | 887  | s3  |    |     |
| <b>17-0634</b>  |    |     | 22 |    |    | 79   |      | 32   | 22 x 1,5 | 89,4 |      | 931 | s7  |     | <b>17-0801</b>  |    |     | 25 | 25 | 82,1 | 79,5 |    | 24 x 1,5 | 84,5     | 57,2  | 569  | s3  |    |     |
| <b>17-0635</b>  |    |     | 25 |    | 24 | 84,5 | 82   | 35,5 | 24 x 1,5 | 90   | 69,6 | 615 | s9  |     | <b>17-0802</b>  |    |     | 25 | 25 | 82,1 | 79,4 |    | 24 x 1,5 | 84,5     | 400   | 951  | s4  |    |     |
| <b>17-0636</b>  |    |     | 25 |    | 24 | 84,5 | 81   | 35,5 | 24 x 1,5 | 90   | 379  | 933 | s4  |     | <b>17-0803</b>  |    |     | 25 | 24 | 82,1 | 80   |    | 24 x 1,5 | 84,5     | 67,9  | 625  | s3  |    |     |
| <b>17-0649</b>  |    |     | 22 |    |    | 83   |      |      | 22 x 1,5 | 90   |      | 555 | s7  |     | <b>17-0804</b>  |    |     | 25 | 24 | 82,1 | 79,2 |    | 24 x 1,5 | 84,5     | 379,5 | 907  | s4  |    |     |
| <b>17-0650</b>  |    |     | 22 |    |    | 83   |      |      | 22 x 1,5 | 90   |      | 903 | s7  |     | <b>17-0817</b>  |    |     | 22 | 22 | 75   | 72   |    | 22 x 1,5 | 90       | 61    | 656  | s3  |    |     |
| <b>17-0651</b>  |    |     | 25 |    | 34 | 91   | 86   | 43,2 | 24 x 1,5 | 84,3 | 56   | 631 | s9  |     | <b>17-0818</b>  |    |     | 22 | 22 | 75   | 72   |    | 22 x 1,5 | 90       | 61    | 918  | s3  |    |     |
| <b>17-0652</b>  |    |     | 25 |    |    | 91   | 85,7 | 43,2 | 24 x 1,5 |      | 411  | 924 | s6  |     | <b>17-0821</b>  |    |     | 22 | 22 | 72   | 67   |    | 22 x 1,5 | 74       | 61    | 632  | s3  |    |     |
| <b>17-0653</b>  |    |     | 25 |    |    | 84,5 | 100  |      | 24 x 1,5 | 84,5 |      | 512 | s10 |     | <b>17-0822</b>  |    |     | 22 | 22 | 72   | 67   |    | 22 x 1,5 | 74       | 61    | 828  | s3  |    |     |
| <b>17-0654</b>  |    |     | 25 |    |    | 84,5 | 100  |      | 24 x 1,5 | 84   |      | 490 | s10 |     | <b>17-0823</b>  |    |     | 25 | 34 | 84,5 | 82   |    | 24 x 1,5 | 85       | 56,5  | 631  | s3  |    |     |
| <b>17-0655</b>  |    |     | 25 | 22 |    | 79   | 72   | 32   | 24 x 1,5 | 84   | 61   | 636 | s16 |     | <b>17-0824</b>  |    |     | 25 | 34 | 84,5 | 82   |    | 24 x 1,5 | 85       | 411   | 924  | s4  |    |     |
| <b>17-0656</b>  |    |     | 25 | 22 |    | 79   | 72   | 32   | 24 x 1,5 | 84   | 61   | 938 |     |     | <b>17-0825</b>  |    |     | 22 | 22 | 75   | 72   |    | 22 x 1,5 | 90       | 61    | 636  | s3  |    |     |
| <b>17-0657</b>  |    |     | 22 | 22 |    | 72   | 67   |      | 22 x 1,5 | 75,9 | 61   | 553 | s16 |     | <b>17-0826</b>  |    |     | 22 | 22 | 75   | 72   |    | 22 x 1,5 | 90       | 61    | 864  | s3  |    |     |
| <b>17-0658</b>  |    |     | 22 |    | 22 | 72   | 67   |      | 22 x 1,5 | 75,9 | 61   | 774 | s3  |     | <b>17-0827</b>  |    |     | 25 | 22 | 79   | 72   |    | 24 x 1,5 | 84       | 61    | 593  | s3  |    |     |
| <b>17-0659</b>  |    |     | 22 |    |    | 72   |      | 29,1 | 22 x 1,5 | 75,9 |      | 534 | s7  |     | <b>17-0828</b>  |    |     | 25 | 22 | 79   | 72   |    | 24 x 1,5 | 84       | 61    | 829  | s3  |    |     |
| <b>17-0660</b>  |    |     | 22 |    |    | 72   |      | 29,1 | 22 x 1,5 | 75,9 |      | 796 | s7  |     | <b>17-0829</b>  |    |     | 22 | 22 | 72   | 69,7 |    | 22 x 1,5 | 74       | 62,5  | 700  | s3  |    |     |
| <b>17-0665</b>  |  |     | 22 |    |    | 75   |      |      | 22 x 1,5 | 90   |      | 566 |     |     | <b>17-0830</b>  |  |     | 22 | 22 | 72   | 69,7 |    | 22 x 1,5 | 74       | 62,5  | 716  | s3  |    |     |
| <b>17-0666</b>  |  |     | 22 |    |    | 75   |      |      | 22 x 1,5 | 90   |      | 880 |     |     | <b>17-0831</b>  |  |     | 27 | 37 | 92   | 89,4 |    | 24 x 1,4 | 81       | 68,5  | 647  | s3  |    |     |
| <b>17-0669</b>  |  |     | 25 |    |    | 90   |      |      | 24 x 1,5 | 85   |      | 465 | s1  |     | <b>17-0832</b>  |  |     | 27 | 37 | 92   | 89,4 |    | 24 x 1,4 | 81       | 369   | 965  | s4  |    |     |
| <b>17-0670</b>  |  |     | 25 |    |    | 90   | 103  |      | 24 x 1,5 | 84,5 |      | 489 | s10 |     | <b>17-0833</b>  |  |     | 25 |    | 90   | 100  |    | 24 x 1,5 | 85       |       | 503  | s10 |    |     |
| <b>17-0671</b>  |  |     | 25 |    |    | 90   |      |      | 24 x 1,5 | 85   |      | 447 | s1  |     | <b>17-0834</b>  |  |     | 22 | 22 | 72   | 67   |    | 22 x 1,5 | 74       | 61    | 651  | s3  |    |     |
| <b>17-0672</b>  |  |     | 27 | 37 |    | 100  | 89   | 38,7 | 24 x 1,5 |      | 68,5 | 632 |     |     | <b>17-0835</b>  |  |     | 22 | 22 | 72   | 67   |    | 22 x 1,5 | 74       | 61    | 847  | s3  |    |     |
| <b>17-0673</b>  |  |     | 27 | 37 |    | 100  | 89   | 38,7 | 24 x 1,5 |      | 369  | 955 |     |     | <b>17-0836</b>  |  |     | 25 | 25 | 91   | 85,8 |    | 24 x 1,5 | 84,3     | 75    | 632  | s3  |    |     |
| <b>17-0674</b>  |  |     | 25 |    |    | 82   | 100  |      |          | 85   |      | 501 |     |     | <b>17-0837</b>  |  |     | 25 | 25 | 91   | 85,8 |    | 24 x 1,5 | 84,3     | 377   | 932  | s4  |    |     |
| <b>17-0675</b>  |  |     | 25 |    |    | 82   | 100  |      |          | 85   |      | 521 |     |     | <b>17-0846</b>  |  |     | 25 | 24 | 84,5 | 82   |    | 24 x 1,5 | 84,4     | 69    | 585  | s3  |    |     |
| <b>17-0710</b>  |  |     | 25 |    |    | 79   |      |      | 24 x 1,5 | 84   |      | 589 |     |     | <b>17-0847</b>  |  |     | 25 | 24 | 84,5 | 82   |    | 24 x 1,5 | 84,4     | 379   | 901  | s4  |    |     |
| <b>17-0711</b>  |  |     | 25 |    |    | 79   |      |      | 24 x 1,5 | 84   |      | 820 |     |     | <b>17-0922</b>  |  |     | 25 |    | 24   | 82,1 | 80 |          | 24 x 1,5 | 84,5  | 67,9 | 537 | s3 |     |
| <b>17-0712</b>  |  |     | 25 |    | 22 | 79   | 72   |      | 24 x 1,5 | 84   | 61   | 917 |     |     | <b>17-0923</b>  |  |     | 25 | 24 | 82,1 | 79,2 |    | 24 x 1,5 | 84,5     | 379,5 | 876  | s4  |    |     |
| <b>17-0773</b>  |  |     | 25 |    | 22 | 79   | 72   |      | 24 x 1,5 | 84   | 61   | 655 |     |     | <b>17-0926</b>  |  |     | 30 |    | 25   | 90,9 | 86 |          | 24 x 1,5 | 94    | 57,6 | 602 | s3 |     |

QUOTE DIMENSIONALI TRASMISSIONI - DIMENSIONS TRANSMISSION






























































































































| METELLI<br>ref. | Spare<br>Parts  | ABS | A  | B | C  | D    | E   | F    | G        | H  | I     | L   | M  | Fig | METELLI<br>ref. | Spare<br>Parts  | ABS | A  | B  | C    | D     | E   | F        | G | H | I | L  | M | Fig |  |
|-----------------|---|-----|----|---|----|------|-----|------|----------|----|-------|-----|----|-----|-----------------|---|-----|----|----|------|-------|-----|----------|---|---|---|----|---|-----|--|
| <b>FIAT</b>     |   |     |    |   |    |      |     |      |          |    |       |     |    |     | <b>FIAT LCV</b> |   |     |    |    |      |       |     |          |   |   |   |    |   |     |  |
| <b>17-0927</b>  |    |     | 30 |   | 25 | 90,9 | 86  |      | 24 x 1,5 | 94 | 434,7 | 974 | s6 |     | <b>13-0282</b>  |    |     |    |    | 20   | 68    | 80  |          |   |   |   |    |   |     |  |
| <b>17-0956</b>  |    | 48  | 27 |   | 37 | 100  | 89  | 38,7 | 24 x 1,5 | -  | 68,5  | 632 |    |     | <b>13-0287</b>  |    |     |    |    | 25   | 78    | 130 |          |   |   |   |    |   |     |  |
| <b>17-0957</b>  |    | 48  | 27 |   | 37 | 100  | 89  | 38,7 | 24 x 1,5 | -  | 369   | 955 |    |     | <b>13-0316</b>  |    |     |    |    | 20   | 68    | 100 |          |   |   |   |    |   |     |  |
| <b>17-0962</b>  |    |     | 25 |   | 34 | 84,5 | -   | -    | 24 x 1,5 | -  | -     | 587 |    |     | <b>13-0317</b>  |    |     |    |    | 20   | 78    | 103 |          |   |   |   |    |   |     |  |
| <b>17-0963</b>  |    |     | 25 |   | 34 | 84,5 | -   | -    | 24 x 1,5 | -  | -     | 849 |    |     | <b>13-0375</b>  |    |     |    |    | 22   | 82    | 126 |          |   |   |   |    |   |     |  |
| <b>17-0982</b>  |    |     | 25 |   | 34 | 84,5 | -   | -    | 24 x 1,5 | -  | 56,5  | 608 |    |     | <b>13-0392</b>  |    |     |    |    | 25   | 78    | 130 |          |   |   |   |    |   |     |  |
| <b>17-0983</b>  |    |     | 25 |   | 34 | 84,5 | -   | -    | 24 x 1,5 | -  | 300   | 874 |    |     | <b>13-0393</b>  |    |     |    |    | 22   | 72    | 127 |          |   |   |   |    |   |     |  |
| <b>FIAT LCV</b> |   |     |    |   |    |      |     |      |          |    |       |     |    |     | <b>13-0406</b>  |    |     |    |    | 24   | 80    | 116 |          |   |   |   |    |   |     |  |
|                 |   |     |    |   |    |      |     |      |          |    |       |     |    |     | <b>13-0419</b>  |    |     |    |    | 25   | 90    | 107 |          |   |   |   |    |   |     |  |
| <b>13-0001</b>  |    |     |    |   | 20 | 68   | 80  |      |          |    |       |     |    |     | <b>13-0420</b>  |    |     |    |    | 23   | 78    | 90  |          |   |   |   |    |   |     |  |
| <b>13-0002</b>  |    |     |    |   | 20 | 68   | 80  |      |          |    |       |     |    |     | <b>13-0428</b>  |    |     |    |    | 31   | 75    | 115 |          |   |   |   |    |   |     |  |
| <b>13-0020</b>  |    |     |    |   | 25 | 86   | 96  |      |          |    |       |     |    |     | <b>13-0488</b>  |    |     |    |    | 27   | 90    | 140 |          |   |   |   |    |   |     |  |
| <b>13-0022</b>  |    |     |    |   | 24 | 95   | 150 |      |          |    |       |     |    |     | <b>13-0489</b>  |    |     |    |    | 30,5 | 104   | 125 |          |   |   |   |    |   |     |  |
| <b>13-0056</b>  |    |     |    |   | 20 | 68   | 80  |      |          |    |       |     |    |     | <b>13-0502</b>  |    |     |    |    | 33   | 110   | 160 |          |   |   |   |    |   |     |  |
| <b>13-0058</b>  |    |     |    |   | 20 | 68   | 80  |      |          |    |       |     |    |     | <b>13-0527</b>  |    |     |    |    | 30,5 | 104   | 125 |          |   |   |   |    |   |     |  |
| <b>13-0092</b>  |    |     |    |   | 25 | 86   | 96  |      |          |    |       |     |    |     | <b>13-0538</b>  |    |     |    |    | 20   | 68    | 80  |          |   |   |   |    |   |     |  |
| <b>13-0093</b>  |    |     |    |   | 25 | 90   | 107 |      |          |    |       |     |    |     | <b>14-0002</b>  |    |     |    |    | 25   | 62    | 81  |          |   |   |   |    |   |     |  |
| <b>13-0109</b>  |    |     |    |   | 33 | 111  | 93  |      |          |    |       |     |    |     | <b>14-0019</b>  |    |     |    |    | 25   | 62    | 81  |          |   |   |   |    |   |     |  |
| <b>13-0133</b>  |    |     |    |   | 24 | 92   | 84  |      |          |    |       |     |    |     | <b>15-1001</b>  |    |     | 20 | 20 | 43,1 | 80    | 55  | 20 x 1,5 |   |   |   | 4  | 3 |     |  |
| <b>13-0149</b>  |    |     |    |   | 25 | 86   | 96  |      |          |    |       |     |    |     | <b>15-1002</b>  |    |     | 22 | 20 | 48,1 | 80    | 55  | 20 x 1,5 |   |   |   | 4  | 3 |     |  |
| <b>13-0167</b>  |   |     |    |   | 20 | 75   | 105 |      |          |    |       |     |    |     | <b>15-1019</b>  |   |     | 20 | 20 | 43,1 | 80    | 55  | 20 x 1,5 |   |   |   | 4  | 3 |     |  |
| <b>13-0170</b>  |  |     |    |   | 25 | 86   | 96  |      |          |    |       |     |    |     | <b>15-1020</b>  |  |     | 28 | 27 | 62,9 | 100   | 60  | 28 x 1,5 |   |   |   | 4  | 2 |     |  |
| <b>13-0172</b>  |  |     |    |   | 28 | 95   | 85  |      |          |    |       |     |    |     | <b>15-1065</b>  |  |     | 22 | 20 | 48,1 | 80    | 55  | 20 x 1,5 |   |   |   | 4  | 3 |     |  |
| <b>13-0173</b>  |  |     |    |   | 20 | 75   | 105 |      |          |    |       |     |    |     | <b>15-1067</b>  |  |     | 22 | 20 | 71,4 | 72    | 41  | 22 x 1,5 |   |   |   | 4a | 3 |     |  |
| <b>13-0174</b>  |  |     |    |   | 20 | 68   | 80  |      |          |    |       |     |    |     | <b>15-1105</b>  |  |     | 22 | 20 | 71,6 | 80    | 40  | 22 x 1,5 |   |   |   | 4a | 3 |     |  |
| <b>13-0175</b>  |  |     |    |   | 23 | 77   | 105 |      |          |    |       |     |    |     | <b>15-1106</b>  |  | 44  | 22 | 20 | 71,6 | 80    | 40  | 22 x 1,5 |   |   |   | 4a | 3 |     |  |
| <b>13-0179</b>  |  |     |    |   | 25 | 86   | 96  |      |          |    |       |     |    |     | <b>15-1109</b>  |  |     | 25 | 25 | 52   | 90    | 47  | 24 x 1,5 |   |   |   | 4  | 2 |     |  |
| <b>13-0191</b>  |  |     |    |   | 25 | 90   | 107 |      |          |    |       |     |    |     | <b>15-1110</b>  |  | 44  | 25 | 25 | 52   | 90    | 47  | 24 x 1,5 |   |   |   | 4  | 2 |     |  |
| <b>13-0216</b>  |  |     |    |   | 20 | 68   | 80  |      |          |    |       |     |    |     | <b>15-1120</b>  |  | 54  | 28 | 39 | 62,9 | 100,4 | 60  | 28 x 1,5 |   |   |   | 4  | 2 |     |  |
| <b>13-0217</b>  |  |     |    |   | 20 | 75   | 105 |      |          |    |       |     |    |     | <b>15-1132</b>  |  | 54  | 35 | 45 | 70   | 115,3 | 63  | 33 x 1,5 |   |   |   | 11 | 2 |     |  |
| <b>13-0257</b>  |  |     |    |   | 20 | 68   | 100 |      |          |    |       |     |    |     | <b>15-1153</b>  |  | 44  | 25 | 28 | 56   | 98    | 47  | 24 x 1,5 |   |   |   | 4  | 3 |     |  |
| <b>13-0271</b>  |  |     |    |   | 20 | 68   | 100 |      |          |    |       |     |    |     | <b>15-1209</b>  |  |     | 25 | 22 | 52   | 83    | 47  | 24 x 1,5 |   |   |   | 4  | 3 |     |  |

| METELLI ref.    | Spare Parts   | ABS | A  | B  | C    | D      | E    | F | G        | H | I | L | M  | Fig | METELLI ref.    | Spare Parts   | ABS | A  | B  | C    | D     | E    | F    | G        | H   | I    | L    | M   | Fig |
|-----------------|---|-----|----|----|------|--------|------|---|----------|---|---|---|----|-----|-----------------|---|-----|----|----|------|-------|------|------|----------|-----|------|------|-----|-----|
| <b>FIAT LCV</b> |   |     |    |    |      |        |      |   |          |   |   |   |    |     | <b>FIAT LCV</b> |   |     |    |    |      |       |      |      |          |     |      |      |     |     |
| <b>15-1210</b>  |    | 44  | 25 | 22 | 52   | 87     | 47   |   | 24 x 1,5 |   |   |   | 4  | 3   | <b>15-1636</b>  |    |     | 28 | 39 | 58,4 | 95    | 53,7 |      | 24 x 1,5 |     |      |      | 11a | 2   |
| <b>15-1211</b>  |    |     | 25 | 25 | 52   | 90     | 47   |   | 24 x 1,5 |   |   |   | 4  | 3   | <b>15-1637</b>  |    |     | 22 | 22 | 51   | 79,1  | 39,8 |      | 22 x 1,5 |     |      |      | 4a  | 1   |
| <b>15-1212</b>  |    | 44  | 25 | 25 | 52   | 90     | 47   |   | 24 x 1,5 |   |   |   | 4  | 3   | <b>15-1648</b>  |    |     | 22 | 22 | 51   | 79,1  | 39,8 |      | 22 x 1,5 |     |      |      | 4a  | 1   |
| <b>15-1213</b>  |    |     | 25 | 28 | 59   | 98     | 47   |   | 24 x 1,5 |   |   |   | 4  | 3   | <b>15-1717</b>  |    |     | 35 | 27 | 71,5 | 97,9  | 59   |      | 33 x 1,5 |     |      |      | 4   | 2   |
| <b>15-1222</b>  |    | 48  | 27 | 34 | 58,6 | 89,9   | 49   |   | 24 x 1,5 |   |   |   | 11 | 2   | <b>15-1718</b>  |    |     | 35 | 29 | 71,4 | 105,9 | 59   |      | 33 x 1,5 |     |      |      | 4   | 2   |
| <b>15-1224</b>  |    | 48  | 27 | 39 | 59   | 100,45 | 49,5 |   | 24 x 1,5 |   |   |   | 11 | 2   | <b>15-1726</b>  |    |     | 35 | 29 | 71,4 | 105,9 | 59   |      | 33 x 1,5 |     |      |      | 4   | 1   |
| <b>15-1225</b>  |    |     | 22 | 20 | 52   | 81     | 55   |   | 22 x 1,5 |   |   |   | 4  | 3   | <b>16-1002</b>  |    |     |    | 25 |      | 100   |      |      |          |     |      |      |     |     |
| <b>15-1231</b>  |    |     | 22 | 22 | 52   | 83     | 54   |   | 22 x 1,5 |   |   |   | 4  | 3   | <b>16-1020</b>  |    |     |    | 25 |      | 100   |      |      |          |     |      |      |     |     |
| <b>15-1232</b>  |    | 44  | 22 | 22 | 52   | 83,1   | 54   |   | 22 x 1,5 |   |   |   | 4  | 3   | <b>17-0082</b>  |    |     | 28 |    | 25   | 98    | 100  | 50   | 28 x 1,5 | 112 | 69   | 693  | s5  |     |
| <b>15-1236</b>  |    | 54  | 35 | 45 | 70   | 113,6  | 63   |   | 33 x 1,5 |   |   |   | 11 | 2   | <b>17-0083</b>  |    |     | 28 |    |      | 98    |      | 50   | 28 x 1,5 | 112 |      | 1064 | s5  |     |
| <b>15-1240</b>  |    |     | 22 | 20 | 52   | 80     | 55   |   | 22 x 1,5 |   |   |   | 4  | 3   | <b>17-0084</b>  |    | 54  | 28 |    | 37   | 98    | 89   | 38,7 | 28 x 1,5 | 112 | 68,5 | 770  | s3  |     |
| <b>15-1245</b>  |    |     | 25 | 25 | 59   | 89     | 47   |   | 24 x 1,5 |   |   |   | 4  | 3   | <b>17-0085</b>  |    | 54  | 28 |    | 37   | 98    | 89   | 38,7 | 28 x 1,5 | 112 | 369  | 1070 | s6  |     |
| <b>15-1258</b>  |    |     | 25 | 25 | 51   | 90     | 47   |   | 24 x 1,5 |   |   |   | 4  | 3   | <b>17-0086</b>  |    | 54  | 28 |    | 41   | 98    | 89   | 38,7 | 28 x 1,5 | 112 | 70   | 756  | s3  |     |
| <b>15-1296</b>  |    |     | 22 | 21 | 51   | 75     | 40   |   | 22 x 1,5 |   |   |   | 4a | 1   | <b>17-0087</b>  |    | 54  | 28 |    | 41   | 98    | 89   | 38,7 | 28 x 1,5 | 112 | 391  | 1077 | s6  |     |
| <b>15-1306</b>  |    |     | 25 | 22 | 51   | 83     | 47   |   | 24 x 1,5 |   |   |   | 4  | 3   | <b>17-0129</b>  |    |     | 28 |    | 25   | 98    | 100  | 50   | 28 x 1,5 | 112 | 387  | 1070 | s6  |     |
| <b>15-1374</b>  |    |     | 22 | 22 | 51   | 79     | 54,2 |   | 22 x 1,5 |   |   |   | 4  | 1   | <b>17-0138</b>  |    |     | 27 |    | 24   | 90    | 81   | 33   | 24 x 1,5 | 82  | 62   | 647  | s3  |     |
| <b>15-1387</b>  |    |     | 25 | 26 | 51   | 91     | 48   |   | 24 x 1,5 |   |   |   | 4  | 1   | <b>17-0139</b>  |    |     | 27 |    | 24   | 90    | 81   | 33   | 24 x 1,5 | 82  | 350  | 936  | s4  |     |
| <b>15-1388</b>  |    |     | 25 | 26 | 59   | 91     | 48   |   | 24 x 1,5 |   |   |   | 4  | 1   | <b>17-0140</b>  |    | 48  | 27 |    | 24   | 90    | 81   | 33   | 24 x 1,5 | 82  | 62   | 647  | s3  |     |
| <b>15-1396</b>  |    |     | 25 | 22 | 51   | 79     | 47   |   | 24 x 1,5 |   |   |   | 4  | 1   | <b>17-0141</b>  |    | 48  | 27 |    | 24   | 90    | 81   | 33   | 24 x 1,5 | 82  | 350  | 936  | s4  |     |
| <b>15-1410</b>  |    |     | 22 | 20 | 47   | 72     | 43   |   | 22 x 1,5 |   |   |   | 4a | 3   | <b>17-0142</b>  |    |     | 27 |    | 37   | 100   | 89   | 38,7 | 24 x 1,5 | 82  | 68,5 | 642  | s3  |     |
| <b>15-1416</b>  |   |     | 22 | 22 | 47   | 83     | 54   |   | 22 x 1,5 |   |   |   | 4  | 3   | <b>17-0143</b>  |   |     | 27 |    | 37   | 100   | 89   | 38,7 | 24 x 1,5 | 82  | 369  | 942  | s4  |     |
| <b>15-1419</b>  |  |     | 25 | 24 | 51   | 84,5   | 53   |   | 24 x 1,5 |   |   |   | 4  | 1   | <b>17-0144</b>  |  | 48  | 27 |    | 37   | 100   | 89   | 38,7 | 24 x 1,5 | 82  | 68,5 | 641  | s3  |     |
| <b>15-1449</b>  |  |     | 25 | 24 | 51   | 84     | 46   |   | 24 x 1,5 |   |   |   | 4  | 1   | <b>17-0145</b>  |  | 48  | 27 |    | 37   | 100   | 89   | 38,7 | 24 x 1,5 | 82  | 369  | 942  | s4  |     |
| <b>15-1457</b>  |  |     | 22 | 20 | 47   | 72,3   | 40   |   | 22 x 1,5 |   |   |   | 4a | 1   | <b>17-0158</b>  |  | 54  | 35 |    | 41   | 115   | 104  | 50   | 33 x 1,5 | 117 | 70   | 762  | s3  |     |
| <b>15-1458</b>  |  |     | 25 | 23 | 51   | 82     | 42   |   | 24 x 1,5 |   |   |   | 4  | 1   | <b>17-0159</b>  |  | 54  | 35 |    | 41   | 115   | 104  | 50   | 33 x 1,5 | 117 | 391  | 1084 | s6  |     |
| <b>15-1481</b>  |  |     | 22 | 22 | 51   | 83     | 54   |   | 22 x 1,5 |   |   |   | 4  | 3   | <b>17-0160</b>  |  | 54  | 35 |    | 41   | 115   | 104  | 50   | 33 x 1,5 | 117 | 70   | 762  | s3  |     |
| <b>15-1493</b>  |  |     | 25 | 24 | 51   | 84,4   | 47,4 |   | 24 x 1,5 |   |   |   | 4  | 1   | <b>17-0161</b>  |  | 54  | 35 |    | 41   | 115   | 104  | 50   | 33 x 1,5 | 117 | 391  | 1084 | s6  |     |
| <b>15-1546</b>  |  | 48  | 27 | 39 | 58   | 100,3  | 50   |   | 24 x 1,5 |   |   |   | 11 | 2   | <b>17-0231</b>  |  |     | 22 | 19 |      | 72    |      | 29,2 | 22 x 1,5 | 74  |      | 535  | s7  |     |
| <b>15-1592</b>  |  |     | 25 | 23 | 51   | 82,1   | 48,2 |   | 24 x 1,5 |   |   |   | 4  | 1   | <b>17-0232</b>  |  |     | 22 | 19 |      | 72    |      | 29,2 | 22 x 1,5 | 74  |      | 796  | s7  |     |
| <b>15-1593</b>  |  |     | 22 | 21 | 51   | 75,1   | 40,5 |   | 22 x 1,5 |   |   |   | 4a | 1   | <b>17-0233</b>  |  |     | 22 | 19 | 22   | 72    | 67   | 29,2 | 22 x 1,5 | 74  | 61   | 555  | s16 |     |
| <b>15-1612</b>  |  |     | 25 | 24 | 51   | 84,4   | 54   |   | 24 x 1,5 |   |   |   | 4  | 1   | <b>17-0234</b>  |  |     | 22 |    | 22   | 72    | 67   | 29,2 | 22 x 1,5 | 74  | 61   | 775  | s16 |     |
| <b>15-1616</b>  |  |     | 27 | 26 | 59   | 91     | 48,6 |   | 24 x 1,5 |   |   |   | 4  | 1   | <b>17-0241</b>  |  |     | 25 |    |      | 90    | 100  | 39,3 | 24 x 1,5 | 85  |      | 465  | s1  |     |































































QUOTE DIMENSIONALI TRASMISSIONI - DIMENSIONS TRANSMISSION





























































































































| METELLI<br>ref. | Spare<br>Parts  | ABS | A  | B  | C  | D    | E    | F    | G        | H        | I     | L    | M   | Fig                | METELLI<br>ref.   | Spare<br>Parts  | ABS | A  | B  | C    | D    | E   | F        | G        | H | I | L | M | Fig |
|-----------------|---|-----|----|----|----|------|------|------|----------|----------|-------|------|-----|--------------------|---|---|-----|----|----|------|------|-----|----------|----------|---|---|---|---|-----|
| <b>FIAT LCV</b> |   |     |    |    |    |      |      |      |          |          |       |      |     |                    | <b>FORD AUSTRALIA</b>   |   |     |    |    |      |      |     |          |          |   |   |   |   |     |
| 17-0242         |    | 44  | 25 |    |    | 90   | 100  | 38,7 | 24 x 1,5 | 85       |       | 465  | s1  |                    | 13-0023   |  |     |    |    | 21   | 73   | 91  |          |          |   |   |   |   |     |
| 17-0243         |    |     | 25 | 25 |    | 90   | 100  |      | 24 x 1,5 | 85       |       | 485  | s10 |                    | 13-0040   |  |     |    |    | 25   | 86   | 96  |          |          |   |   |   |   |     |
| 17-0244         |    | 44  | 25 | 25 |    | 90   | 100  |      | 24 x 1,5 | 85       |       | 478  | s10 |                    | 13-0118   |  |     |    |    | 21   | 73   | 91  |          |          |   |   |   |   |     |
| 17-0424         |    |     | 25 |    |    | 90   | 100  | 39,3 | 24 x 1,5 | 85       |       | 460  | s1  |                    | 13-0187   |  |     |    |    | 23   | 77   | 91  |          |          |   |   |   |   |     |
| 17-0538         |    |     | 25 | 25 |    | 90   | 100  |      | 24 x 1,5 | 85       |       | 497  |     |                    | 14-0025   |  |     |    |    | 23   | 74   | 92  |          |          |   |   |   |   |     |
| 17-0631         |    |     | 25 |    |    | 84,5 |      |      | 24 x 1,5 | 90       |       | 454  |     |                    | 15-1024   |  |     | 24 | 22 | 52   | 79   | 56  |          | 20 x 1,5 |   |   | 3 | 1 |     |
| 17-0632         |    |     | 25 |    |    | 84,5 |      |      | 24 x 1,5 | 90       |       | 537  |     |                    | 15-1042   |  |     | 26 | 25 | 52   | 89,5 | 62  |          | 20 x 1,5 |   |   | 3 | 1 |     |
| 17-0633         |    |     | 22 |    |    | 79   |      | 32   | 22 x 1,5 | 89,4     |       | 617  | s7  |                    | 15-1141   |  |     | 26 | 22 | 56   | 79   | 62  |          | 22 x 1,5 |   |   | 3 | 2 |     |
| 17-0634         |    |     | 22 |    |    | 79   |      | 32   | 22 x 1,5 | 89,4     |       | 931  | s7  |                    | 15-1254   |  |     | 24 | 23 | 52   | 80   | 56  |          | 20 x 1,5 |   |   | 3 | 1 |     |
| 17-0635         |    |     | 25 |    | 24 | 84,5 | 82   | 35,5 | 24 x 1,5 | 90       | 69,6  | 615  | s9  |                    | 16-1027   |  |     | 24 | 22 | 39,4 | 75,4 |     |          |          |   |   |   |   |     |
| 17-0636         |    |     | 25 |    | 24 | 84,5 | 81   | 35,5 | 24 x 1,5 | 90       | 379   | 933  | s4  | <b>FORD BRASIL</b> |   |   |     |    |    |      |      |     |          |          |   |   |   |   |     |
| 17-0657         |    |     | 22 | 22 |    | 72   | 67   |      | 22 x 1,5 | 75,9     | 61    | 553  | s16 |                    |   |   |     |    |    |      |      |     |          |          |   |   |   |   |     |
| 17-0658         |    |     | 22 |    | 22 | 72   | 67   |      | 22 x 1,5 | 75,9     | 61    | 774  | s3  | 13-0017            |    |   |     |    |    | 20   | 78   | 103 |          |          |   |   |   |   |     |
| 17-0659         |    |     | 22 |    |    | 72   |      | 29,1 | 22 x 1,5 | 75,9     |       | 534  | s7  | 13-0142            |    |   |     |    |    | 19   | 66   | 94  |          |          |   |   |   |   |     |
| 17-0660         |    |     | 22 |    |    | 72   |      | 29,1 | 22 x 1,5 | 75,9     |       | 796  | s7  | 13-0194            |    |   |     |    |    | 20   | 70   | 120 |          |          |   |   |   |   |     |
| 17-0669         |    |     | 25 |    |    | 90   |      |      | 24 x 1,5 | 85       |       | 465  | s1  | 15-1014            |    |   | 23  | 22 | 55 | 84   | 61   |     | 20 x 1,5 |          |   | 4 | 3 |   |     |
| 17-0670         |    |     | 25 |    |    | 90   | 103  |      | 24 x 1,5 | 84,5     |       | 489  | s10 | 15-1171            |    |   | 24  | 19 | 52 | 71   | 56   |     | 20 x 1,5 |          |   | 3 | 1 |   |     |
| 17-0672         |    |     | 27 | 37 |    | 100  | 89   | 38,7 | 24 x 1,5 |          | 68,5  | 632  |     | 15-1233            |    |   | 24  | 30 | 46 | 80   | 79   |     | "3/4"-2  |          |   | 5 | 3 |   |     |
| 17-0673         |    |     | 27 | 37 |    | 100  | 89   | 38,7 | 24 x 1,5 |          | 369   | 955  |     | 15-1261            |    |   | 24  | 20 | 52 | 72   | 56   |     | 20 x 1,5 |          |   | 3 | 1 |   |     |
| 17-0815         |    |     | 28 | 41 |    | 98   | 89   | 38,7 | 28 x 1,5 | 112      | 70    | 756  | s3  | <b>FORD EUROPE</b> |   |   |     |    |    |      |      |     |          |          |   |   |   |   |     |
| 17-0816         |   |     | 28 | 41 |    | 98   | 89   | 38,7 | 28 x 1,5 | 112      | 391   | 1077 | s4  |                    |   |   |     |    |    |      |      |     |          |          |   |   |   |   |     |
| 17-0819         |  |     | 22 |    |    | 83,2 |      | 32   | 22 x 1,5 | 89,3     |       | 571  | s7  | 13-0017            |  |   |     |    |    | 20   | 78   | 103 |          |          |   |   |   |   |     |
| 17-0820         |  |     | 22 |    |    | 83,2 |      | 32   | 22 x 1,5 | 89,3     |       | 919  | s7  | 13-0037            |  |   |     |    |    | 20   | 68   | 100 |          |          |   |   |   |   |     |
| 17-0922         |  |     | 25 |    | 24 | 82,1 | 80   |      | 24 x 1,5 | 84,5     | 67,9  | 537  | s3  | 13-0083            |  |   |     |    |    | 20   | 78   | 103 |          |          |   |   |   |   |     |
| 17-0923         |  |     | 25 |    | 24 | 82,1 | 79,2 |      | 24 x 1,5 | 84,5     | 379,5 | 876  | s4  | 13-0102            |  |   |     |    |    | 20   | 78   | 103 |          |          |   |   |   |   |     |
| 17-0954         |  |     | 22 | 20 | 22 | 79   | 72   | -    | -        | -        | 61    | -    |     | 13-0134            |  |   |     |    |    | 20   | 78   | 103 |          |          |   |   |   |   |     |
| 17-0955         |  |     | 22 | 20 | 22 | 79   | 72   | -    | -        | -        | 61    | -    |     | 13-0161            |  |   |     |    |    | 25   | 90   | 107 |          |          |   |   |   |   |     |
| 17-0956         |  |     | 48 | 27 |    | 37   | 100  | 89   | 38,7     | 24 x 1,5 | -     | 68,5 | 632 | 13-0162            |  |   |     |    |    | 25   | 78   | 130 |          |          |   |   |   |   |     |
| 17-0957         |  |     | 48 | 27 |    | 37   | 100  | 89   | 38,7     | 24 x 1,5 | -     | 369  | 955 | 13-0163            |  |   |     |    |    | 25   | 78   | 130 |          |          |   |   |   |   |     |
| 17-0964         |  |     |    |    |    |      |      |      |          |          |       |      |     | 13-0204            |  |   |     |    |    | 20   | 68   | 100 |          |          |   |   |   |   |     |
| 17-0965         |  |     |    |    |    |      |      |      |          |          |       |      |     | 13-0246            |  |   |     |    |    | 24   | 80   | 116 |          |          |   |   |   |   |     |
|                 |   |     |    |    |    |      |      |      |          |          |       |      |     | 13-0250            |  |   |     |    |    | 21   | 85   | 103 |          |          |   |   |   |   |     |































































| METELLI<br>ref.    | Spare<br>Parts  | ABS | A  | B  | C    | D    | E    | F | G        | H | I | L | M  | Fig | METELLI<br>ref.    | Spare<br>Parts  | ABS | A  | B  | C    | D    | E    | F  | G        | H  | I    | L   | M   | Fig |
|--------------------|---|-----|----|----|------|------|------|---|----------|---|---|---|----|-----|--------------------|---|-----|----|----|------|------|------|----|----------|----|------|-----|-----|-----|
| <b>FORD EUROPE</b> |   |     |    |    |      |      |      |   |          |   |   |   |    |     | <b>FORD EUROPE</b> |   |     |    |    |      |      |      |    |          |    |      |     |     |     |
| <b>13-0266</b>     |    |     |    |    | 26   | 86   | 138  |   |          |   |   |   |    |     | <b>15-1354</b>     |    |     | 25 | 23 | 53,2 | 82   | 55   |    | 22 x 1,5 |    |      |     | 4   | 1   |
| <b>13-0271</b>     |    |     |    |    | 20   | 68   | 100  |   |          |   |   |   |    |     | <b>15-1364</b>     |    |     | 25 | 30 | 56,6 | 89,9 | 55,5 |    | 22 x 1,5 |    |      |     | 4   | 2   |
| <b>13-0285</b>     |    |     |    |    | 25   | 90   | 107  |   |          |   |   |   |    |     | <b>15-1389</b>     |    | 48  | 38 | 27 | 60   | 93,3 | 34   |    | 16 x 1,5 |    |      |     | 13  | 2   |
| <b>13-0294</b>     |    |     |    |    | 20   | 68   | 100  |   |          |   |   |   |    |     | <b>15-1396</b>     |    |     | 25 | 22 | 51   | 79   | 47   |    | 24 x 1,5 |    |      |     | 4   | 1   |
| <b>13-0295</b>     |    |     |    |    | 20   | 68   | 100  |   |          |   |   |   |    |     | <b>15-1417</b>     |    |     | 27 | 26 | 56   | 90   | 58,5 |    | 22 x 1,5 |    |      |     | 4   | 1   |
| <b>13-0297</b>     |    |     |    |    | 28   | 67   | 98   |   |          |   |   |   |    |     | <b>15-1429</b>     |    |     | 25 | 20 | 53   | 72,3 | 55   |    | 22 x 1,5 |    |      |     | 4   | 1   |
| <b>13-0306</b>     |    |     |    |    | 26   | 86   | 138  |   |          |   |   |   |    |     | <b>15-1430</b>     |    |     | 25 | 21 | 53,2 | 75,6 | 56   |    | 22 x 1,5 |    |      |     | 4   | 1   |
| <b>13-0316</b>     |    |     |    |    | 20   | 68   | 100  |   |          |   |   |   |    |     | <b>15-1432</b>     |    |     | 25 | 22 | 53,3 | 73,3 | 55,5 |    | 22 x 1,5 |    |      |     | 4   | 1   |
| <b>13-0357</b>     |    |     |    |    | 21   | 85   | 103  |   |          |   |   |   |    |     | <b>15-1444</b>     |    | 48  | 38 | 36 | 60   | 97,5 | 34   |    | 16 x 1,5 |    |      |     | 13  | 2   |
| <b>13-0358</b>     |    |     |    |    | 31   | 75   | 115  |   |          |   |   |   |    |     | <b>15-1457</b>     |    |     | 22 | 20 | 47   | 72,3 | 40   |    | 22 x 1,5 |    |      |     | 4a  | 1   |
| <b>13-0384</b>     |    |     |    |    | 25   | 90   | 107  |   |          |   |   |   |    |     | <b>15-1510</b>     |    |     | 36 | 26 | 56,4 | 86,9 | 48,4 |    | 10 x 1,5 |    |      |     | 13a | 1   |
| <b>13-0385</b>     |    |     |    |    | 23   | 77   | 105  |   |          |   |   |   |    |     | <b>15-1511</b>     |    |     | 25 | 24 | 52,7 | 84,6 | 56   |    | 22 x 1,5 |    |      |     | 4   | 1   |
| <b>13-0386</b>     |    |     |    |    | 31   | 75   | 115  |   |          |   |   |   |    |     | <b>15-1562</b>     |    |     | 36 | 26 | 56,2 | 90,9 | 49   |    | 10 x 1,5 |    |      |     | 13a | 2   |
| <b>13-0423</b>     |    |     |    |    | 31   | 75   | 115  |   |          |   |   |   |    |     | <b>15-1563</b>     |    |     | 36 | 23 | 56   | 82,1 | 48   |    | 10 x 1,5 |    |      |     | 13a | 2   |
| <b>13-0444</b>     |    |     |    |    | 22   | 72   | 127  |   |          |   |   |   |    |     | <b>15-1564</b>     |    |     | 36 | 24 | 56,5 | 81   | 48   |    | 10 x 1,5 |    |      |     | 13a | 1   |
| <b>13-0451</b>     |    |     |    |    | 37,5 | 85,5 | 115  |   |          |   |   |   |    |     | <b>15-1566</b>     |    |     | 25 | 22 | 53,3 | 73,5 | 55,8 |    | -        |    |      | 4   | 1   |     |
| <b>13-0499</b>     |    |     |    |    | 27   | 90   | 140  |   |          |   |   |   |    |     | <b>15-1640</b>     |    |     | 27 | 23 | 56   | 82   | 58,3 |    | 22 x 1,5 |    |      |     | 4   | 1   |
| <b>14-0007</b>     |    |     |    |    | 25   | 62   | 81   |   |          |   |   |   |    |     | <b>15-1669</b>     |    |     | 25 | 22 | 53,3 | 73,6 | 55,8 |    | 22 x 1,5 |    |      |     | 4   | 1   |
| <b>14-0009</b>     |    |     |    |    | 19   | 68   | 96   |   |          |   |   |   |    |     | <b>15-1677</b>     |    |     | 36 | 26 | 56,4 | 86,9 | 48,4 |    | 10 x 1,5 |    |      |     | 13a | 1   |
| <b>15-1014</b>     |    |     | 23 | 22 | 55   | 84   | 61   |   | 20 x 1,5 |   |   |   | 4  | 3   | <b>15-1738</b>     |    |     | 40 | 28 | 57,4 | 91,9 | 51,4 |    | 10 x 1,5 |    |      |     | 13a | 1   |
| <b>15-1036</b>     |   |     | 22 | 20 | 50   | 72   | 61   |   | 20 x 1,5 |   |   |   | 4  | 3   | <b>15-1776</b>     |   |     | 36 | 26 | 56,2 | 90,9 | 49   |    | 10 x 1,5 |    |      |     | 13a | 2   |
| <b>15-1037</b>     |  |     | 23 | 20 | 50   | 72   | 61   |   | 20 x 1,5 |   |   |   | 4  | 3   | <b>15-1777</b>     |  |     | 36 | 23 | 56   | 82,1 | 48   |    | 10 x 1,5 |    |      |     | 13a | 2   |
| <b>15-1041</b>     |  |     | 23 | 20 | 60   | 72   | 50   |   | 20 x 1,5 |   |   |   | 4  | 3   | <b>16-1005</b>     |  |     |    | 25 |      | 100  |      |    |          |    |      |     |     |     |
| <b>15-1092</b>     |  |     | 23 | 22 | 55   | 81   | 61   |   | 20 x 1,5 |   |   |   | 4  | 3   | <b>16-1007</b>     |  |     | 23 | 20 | 40   | 75   |      |    |          |    |      |     |     |     |
| <b>15-1125</b>     |  |     | 25 | 22 | 56,6 | 84   | 55,5 |   | 22 x 1,5 |   |   |   | 4  | 3   | <b>17-0088</b>     |  |     | 23 | 22 | 23   | 84   | 84   |    | 20 x 1,5 | 80 | 61   | 584 | s9  |     |
| <b>15-1156</b>     |  |     | 23 | 22 | 48   | 84   | 51   |   | 20 x 1,5 |   |   |   | 4  | 3   | <b>17-0089</b>     |  |     | 23 | 22 | 23   | 84   | 84   |    | 20 x 1,5 | 80 | 61   | 861 | s9  |     |
| <b>15-1192</b>     |  |     | 25 | 22 | 56,6 | 81   | 55,5 |   | 22 x 1,5 |   |   |   | 4  | 3   | <b>17-0090</b>     |  |     | 25 |    | 26   | 90   | 87,2 | 37 | 22 x 1,5 | 88 | 68,5 | 598 | s3  |     |
| <b>15-1198</b>     |  |     | 25 | 25 | 56,6 | 90   | 56   |   | 22 x 1,5 |   |   |   | 4  | 3   | <b>17-0091</b>     |  |     | 25 |    | 26   | 90   | 87,2 | 37 | 22 x 1,5 | 88 | 68,5 | 907 | s3  |     |
| <b>15-1200</b>     |  | 44  | 27 | 25 | 57   | 87   | 59   |   | 22 x 1,5 |   |   |   | 4  | 2   | <b>17-0162</b>     |  |     | 25 | 22 | 23   | 72   | 84   | 30 | 22 x 1,5 | 89 | 61   | 590 | s3  |     |
| <b>15-1201</b>     |  | 44  | 27 | 30 | 57   | 82   | 59   |   | 22 x 1,5 |   |   |   | 4  | 2   | <b>17-0249</b>     |  |     | 25 | 22 | 23   | 81   | 84   | 30 | 22 x 1,5 | 88 | 61   | 606 | s16 |     |
| <b>15-1202</b>     |  |     | 27 | 25 | 54,3 | 87   | 59   |   | 22 x 1,5 |   |   |   | 11 | 2   | <b>17-0250</b>     |  |     | 25 | 22 | 23   | 81   | 84   | 30 | 22 x 1,5 | 88 | 61   | 904 | s16 |     |
| <b>15-1283</b>     |  |     | 25 | 20 | 56,6 | 72   | 56   |   | 22 x 1,5 |   |   |   | 4  | 3   | <b>17-0251</b>     |  |     | 25 | 22 | 23   | 81   | 84   | 30 | 22 x 1,5 | 89 | 61   | 590 | s16 |     |

QUOTE DIMENSIONALI TRASMISSIONI - DIMENSIONS TRANSMISSION

| METELLI<br>ref.    | Spare<br>Parts  | ABS | A  | B  | C  | D    | E    | F  | G        | H    | I    | L   | M   | Fig                    | METELLI<br>ref.   | Spare<br>Parts  | ABS | A  | B    | C    | D    | E    | F        | G        | H  | I    | L   | M | Fig |
|--------------------|---|-----|----|----|----|------|------|----|----------|------|------|-----|-----|------------------------|---|---|-----|----|------|------|------|------|----------|----------|----|------|-----|---|-----|
| <b>FORD EUROPE</b> |   |     |    |    |    |      |      |    |          |      |      |     |     |                        | <b>FORD EUROPE</b>  |   |     |    |      |      |      |      |          |          |    |      |     |   |     |
| <b>17-0252</b>     |    |     | 25 | 22 | 23 | 81   | 84   | 30 | 22 x 1,5 | 89   | 61   | 865 | s16 |                        | <b>17-0970</b>  |  |     | 25 |      | 23   | 81   | 78,5 | 30       | 22 x 1,5 | 89 | 61,5 | 603 |   |     |
| <b>17-0255</b>     |    |     | 27 |    | 26 | 82   | 86,5 | 38 | 22 x 1,5 | 91   | 68,5 | 620 | s3  |                        | <b>17-0971</b>  |  |     | 25 |      | 23   | 81   | 78,5 | 30       | 22 x 1,5 | 89 | 371  | 900 |   |     |
| <b>17-0256</b>     |    |     | 27 |    | 35 | 82   | 86,5 | 38 | 22 x 1,5 | 91   |      | 570 | s8  |                        | <b>17-0974</b>  |  |     | 25 |      | 26   | 84,4 | 81   | 35,5     | 22 x 1,5 | 88 | 69   | 610 |   |     |
| <b>17-0257</b>     |    | 44  | 27 |    | 26 | 82   | 86,5 | 38 | 22 x 1,5 | 91   | 68,5 | 620 | s3  |                        | <b>17-0975</b>  |  |     | 25 |      | 36   | 84,4 | 81   | 35,5     | 22 x 1,5 | 88 | 389  | 943 |   |     |
| <b>17-0258</b>     |    | 44  | 27 |    | 35 | 82   | 86,5 | 38 | 22 x 1,5 | 91   |      | 570 | s8  | <b>FORD LCV, TRUCK</b> |   |   |     |    |      |      |      |      |          |          |    |      |     |   |     |
| <b>17-0259</b>     |    |     | 27 |    | 26 | 87   | 90,5 | 41 | 22 x 1,5 | 91   | 68,5 | 620 | s3  |                        |   |   |     |    |      |      |      |      |          |          |    |      |     |   |     |
| <b>17-0260</b>     |    |     | 27 |    | 35 | 87   | 90,5 | 41 | 22 x 1,5 | 91   |      | 567 | s8  | <b>13-0017</b>         |    |   |     |    | 20   | 78   | 103  |      |          |          |    |      |     |   |     |
| <b>17-0261</b>     |    | 44  | 27 |    | 26 | 87   | 90,5 | 41 | 22 x 1,5 | 91   | 68,5 | 620 | s3  | <b>13-0037</b>         |    |   |     |    | 20   | 68   | 100  |      |          |          |    |      |     |   |     |
| <b>17-0262</b>     |    | 44  | 27 |    | 35 | 87   | 90,5 | 41 | 22 x 1,5 | 91   |      | 567 | s8  | <b>13-0083</b>         |    |   |     |    | 20   | 78   | 103  |      |          |          |    |      |     |   |     |
| <b>17-0263</b>     |    |     | 25 |    |    | 81   |      | 30 | 22 x 1,5 | 89   |      | 513 | s7  | <b>13-0102</b>         |    |   |     |    | 20   | 78   | 103  |      |          |          |    |      |     |   |     |
| <b>17-0265</b>     |    |     | 25 | 22 | 23 | 72   | 84   | 30 | 22 x 1,5 | 89   | 61   | 866 | s16 | <b>13-0134</b>         |    |   |     |    | 20   | 78   | 103  |      |          |          |    |      |     |   |     |
| <b>17-0267</b>     |    | 48  | 38 | 28 | 35 | 98   | 104  |    | 16 x 1,5 | 34   | 40   | 558 | s18 | <b>13-0161</b>         |    |   |     |    | 25   | 90   | 107  |      |          |          |    |      |     |   |     |
| <b>17-0360</b>     |    | 48  | 38 | 28 | 26 | 98   | 101  |    | 16 x 1,5 | 34   | 100  | 620 | s19 | <b>13-0204</b>         |    |   |     |    | 20   | 68   | 100  |      |          |          |    |      |     |   |     |
| <b>17-0372</b>     |    |     | 25 |    |    | 82   |      |    | 22 x 1,5 | 87   |      | 633 | s5  | <b>13-0294</b>         |    |   |     |    | 20   | 68   | 100  |      |          |          |    |      |     |   |     |
| <b>17-0373</b>     |    |     | 25 |    |    | 82   |      |    | 22 x 1,5 | 87   |      | 930 | s6  | <b>13-0339</b>         |    |   |     |    | 26   | 86   | 138  |      |          |          |    |      |     |   |     |
| <b>17-0374</b>     |    |     | 25 |    | 26 | 82   | 79   | 34 | 22 x 1,5 | 88,4 | 69   | 613 | s9  | <b>13-0340</b>         |    |   |     |    | 26   | 86   | 138  |      |          |          |    |      |     |   |     |
| <b>17-0375</b>     |    |     | 25 |    | 26 | 82   | 78   | 34 | 22 x 1,5 | 87   | 395  | 947 | s6  | <b>13-0341</b>         |    |   |     |    | 24   | 80   | 116  |      |          |          |    |      |     |   |     |
| <b>17-0539</b>     |    |     | 25 |    | 25 | 72   | 74,5 | 32 | 22 x 1,5 | 89   | 285  | 812 | s5  | <b>13-0387</b>         |    |   |     |    | 26   | 86   | 138  |      |          |          |    |      |     |   |     |
| <b>17-0541</b>     |    |     | 25 |    | 23 | 72   | 73   | 30 | 22 x 1,5 | 89   | 61,3 | 603 | s16 | <b>13-0449</b>         |    |   |     |    | 26   | 86   | 138  |      |          |          |    |      |     |   |     |
| <b>17-0543</b>     |    |     | 25 |    | 23 | 73,6 | 72   | 31 | 22 x 1,5 | 88   | 61,5 | 618 | s5  | <b>14-0009</b>         |    |   |     |    | 19   | 68   | 96   |      |          |          |    |      |     |   |     |
| <b>17-0544</b>     |   |     | 25 |    | 23 | 73,6 | 72   | 31 | 22 x 1,5 | 88   | 61,5 | 920 | s6  | <b>15-1014</b>         |   |   | 23  | 22 | 55   | 84   | 61   |      | 20 x 1,5 |          |    |      | 4   | 3 |     |
| <b>17-0545</b>     |  |     | 25 |    |    | 81   |      | 32 | 22 x 1,5 | 89   |      | 513 |     | <b>15-1036</b>         |  |   | 22  | 20 | 50   | 72   | 61   |      | 20 x 1,5 |          |    |      | 4   | 3 |     |
| <b>17-0546</b>     |  | 48  | 38 |    |    | 100  |      |    | 16 x 1,5 | 34   |      | 486 |     | <b>15-1037</b>         |  |   | 23  | 20 | 50   | 72   | 61   |      | 20 x 1,5 |          |    |      | 4   | 3 |     |
| <b>17-0547</b>     |  | 48  | 38 |    |    | 100  |      |    | 16 x 1,5 | 34   |      | 507 |     | <b>15-1092</b>         |  |   | 23  | 22 | 55   | 81   | 61   |      | 20 x 1,5 |          |    |      | 4   | 3 |     |
| <b>17-0790</b>     |  |     | 27 |    | 26 | 91   | 90,5 |    | 22 x 1,5 | 91,2 | 68,2 | 632 | s9  | <b>15-1156</b>         |  |   | 23  | 22 | 48   | 84   | 51   |      | 20 x 1,5 |          |    |      | 4   | 3 |     |
| <b>17-0791</b>     |  |     | 27 | 35 |    | 91   | 90,5 |    | 22 x 1,5 | 91,2 | 38,5 | 581 | s8  | <b>15-1192</b>         |  |   | 25  | 22 | 56,6 | 81   | 55,5 |      | 22 x 1,5 |          |    |      | 4   | 3 |     |
| <b>17-0838</b>     |  |     | 25 |    | 23 | 72   | 69,5 | 30 | 22 x 1,5 | 89   | 61,5 | 616 | s3  | <b>15-1198</b>         |  |   | 25  | 25 | 56,6 | 90   | 56   |      | 22 x 1,5 |          |    |      | 4   | 3 |     |
| <b>17-0839</b>     |  |     | 25 |    | 23 | 72   | 69,5 | 30 | 22 x 1,5 | 89   | 372  | 914 | s4  | <b>15-1283</b>         |  |   | 25  | 20 | 56,6 | 72   | 56   |      | 22 x 1,5 |          |    |      | 4   | 3 |     |
| <b>17-0885</b>     |  |     | 36 | 23 |    | 81   | 78,5 | 30 | 10 x 1,5 | 48,2 | 371  | 905 | s4  | <b>15-1429</b>         |  |   | 25  | 20 | 53   | 72,3 | 55   |      | 22 x 1,5 |          |    |      | 4   | 1 |     |
| <b>17-0886</b>     |  |     | 36 | 26 |    | 87   | 84   |    | 10 x 1,5 | 47,8 | 389  | 921 | s4  | <b>15-1488</b>         |  |   | 25  | 26 | 53,3 | 90,9 | 56   |      | 22 x 1,5 |          |    |      | 4   | 1 |     |
| <b>17-0907</b>     |  |     | 36 | 23 |    | 81   | 78,5 | 30 | 10 x 1,5 | 48,2 | 61,5 | 601 | s3  | <b>15-1489</b>         |  |   | 25  | 26 | 53,3 | 90,9 | 56   |      | 22 x 1,5 |          |    |      | 4   | 1 |     |
| <b>17-0912</b>     |  |     | 36 | 26 |    | 87   | 84   |    | 10 x 1,5 | 47,8 | 70   | 583 | s3  | <b>15-1490</b>         |  |   | 25  | 24 | 53,2 | 84,3 | 56   |      | 22 x 1,5 |          |    |      | 4   | 1 |     |

| METELLI ref.           | Spare Parts   | ABS | A  | B  | C    | D     | E    | F  | G        | H   | I    | L    | M   | Fig | METELLI ref.   | Spare Parts   | ABS | A  | B  | C     | D    | E    | F | G        | H | I | L | M | Fig |   |
|------------------------|---|-----|----|----|------|-------|------|----|----------|-----|------|------|-----|-----|----------------|---|-----|----|----|-------|------|------|---|----------|---|---|---|---|-----|---|
| <b>FORD LCV, TRUCK</b> |   |     |    |    |      |       |      |    |          |     |      |      |     |     | <b>GEO</b>     |   |     |    |    |       |      |      |   |          |   |   |   |   |     |   |
| <b>15-1565</b>         |    | 48  | 28 | 26 | 56,9 | 88,7  | 71,5 |    | 24 x 2,0 |     |      |      | 4   | 1   | <b>13-0066</b> |    |     |    |    | 21    | 73   | 91   |   |          |   |   |   |   |     |   |
| <b>15-1674</b>         |    | 48  | 28 | 28 | 59,1 | 92    | 79   |    | 24 x 2   |     |      |      | 4   | 1   | <b>13-0067</b> |    |     |    |    | 21    | 73   | 91   |   |          |   |   |   |   |     |   |
| <b>16-1007</b>         |    |     | 23 | 20 | 40   | 75    |      |    |          |     |      |      |     |     | <b>13-0069</b> |    |     |    |    | 23    | 78   | 110  |   |          |   |   |   |   |     |   |
| <b>17-0088</b>         |    |     | 23 | 22 | 23   | 84    | 84   |    | 20 x 1,5 | 80  | 61   | 584  | s9  |     | <b>13-0070</b> |    |     |    |    | 18    | 63   | 82   |   |          |   |   |   |   |     |   |
| <b>17-0089</b>         |    |     | 23 | 22 | 23   | 84    | 84   |    | 20 x 1,5 | 80  | 61   | 861  | s9  |     | <b>13-0095</b> |    |     |    |    | 18    | 63   | 82   |   |          |   |   |   |   |     |   |
| <b>17-0251</b>         |    |     | 25 | 22 | 23   | 81    | 84   | 30 | 22 x 1,5 | 89  | 61   | 590  | s16 |     | <b>15-1075</b> |    |     | 22 | 22 | 50    | 79   | 61   |   | 20 x 1,0 |   |   |   | 3 | 2   |   |
| <b>17-0252</b>         |    |     | 25 | 22 | 23   | 81    | 84   | 30 | 22 x 1,5 | 89  | 61   | 865  | s16 |     | <b>15-1076</b> |    |     | 22 | 21 | 50    | 74,6 | 61   |   | 20 x 1,0 |   |   |   | 3 | 1   |   |
| <b>17-0263</b>         |    |     | 25 |    |      | 81    |      | 30 | 22 x 1,5 | 89  |      | 513  | s7  |     | <b>15-1078</b> |    |     | 26 | 29 | 56    | 84   | 59,5 |   | 22 x 1,5 |   |   |   | 5 | 3   |   |
| <b>17-0840</b>         |    |     | 25 | 26 |      | 84,5  | 82   |    | 22 x 1,5 | 94  | 69   | 627  | s3  |     | <b>15-1080</b> |    |     | 23 | 19 | 44    | 72   | 65   |   | 18 x 1,5 |   |   |   | 5 | 1   |   |
| <b>17-0841</b>         |    |     | 25 | 26 |      | 84,5  | 82   |    | 22 x 1,5 | 94  | 388  | 960  | s4  |     | <b>15-1114</b> |    |     | 23 | 19 | 49    | 71,5 | 66   |   | 18 x 1,5 |   |   |   | 3 | 1   |   |
| <b>17-0842</b>         |    |     | 25 | 26 |      | 90,9  | 85   |    | 22 x 1,5 | 94  | 69   | 630  | s3  |     | <b>GMB</b>     |   |     |    |    |       |      |      |   |          |   |   |   |   |     |   |
| <b>17-0843</b>         |    |     | 25 | 26 |      | 90,9  | 85   |    | 22 x 1,5 | 94  | 388  | 963  | s4  |     | <b>13-0011</b> |    |     |    |    | 22    | 83   | 79   |   |          |   |   |   |   |     |   |
| <b>17-0970</b>         |    |     | 25 |    | 23   | 81    | 78,5 | 30 | 22 x 1,5 | 89  | 61,5 | 603  |     |     | <b>15-1008</b> |    |     | 33 | 25 | 52,35 | 90   | 59   |   | 20 x 1,0 |   |   |   | 5 | 3   |   |
| <b>17-0971</b>         |    |     | 25 |    | 23   | 81    | 78,5 | 30 | 22 x 1,5 | 89  | 371  | 900  |     |     | <b>HOLDEN</b>  |   |     |    |    |       |      |      |   |          |   |   |   |   |     |   |
| <b>17-0972</b>         |    |     | 28 |    | 36   | 90    | -    | -  | 24 x 2   | 120 | 77   | 794  |     |     | <b>13-0011</b> |    |     |    |    | 22    | 83   | 79   |   |          |   |   |   |   |     |   |
| <b>17-0973</b>         |    |     | 28 |    | 36   | 90    | -    | -  | 24 x 2   | 120 | 329  | 1052 |     |     | <b>13-0027</b> |    |     |    |    | 21    | 73   | 91   |   |          |   |   |   |   |     |   |
| <b>17-0976</b>         |    | 48  | 28 |    | 36   | 101,5 | -    | -  | 24 x 2   | 121 | 77   | 800  |     |     | <b>13-0029</b> |    |     |    |    | 26    | 78   | 100  |   |          |   |   |   |   |     |   |
| <b>17-0977</b>         |    | 48  | 28 |    | 36   | 101,5 | -    | -  | 24 x 2   | 121 | 329  | 1061 |     |     | <b>13-0059</b> |    |     |    |    | 18    | 63   | 82   |   |          |   |   |   |   |     |   |
| <b>17-0978</b>         |    | 48  | 28 |    | 36   | 90    | -    | -  | 24 x 2   | 120 | 77   | 794  |     |     | <b>13-0066</b> |    |     |    |    | 21    | 73   | 91   |   |          |   |   |   |   |     |   |
| <b>17-0979</b>         |    | 48  | 28 |    | 36   | 90    | -    | -  | 24 x 2   | 120 | 329  | 1052 |     |     | <b>13-0067</b> |    |     |    |    | 21    | 73   | 91   |   |          |   |   |   |   |     |   |
| <b>17-0980</b>         |   | 48  | 28 |    | 26   | 90    | -    | -  | 24 x 2   | 120 | 77   | 796  |     |     | <b>13-0070</b> |   |     |    |    | 18    | 63   | 82   |   |          |   |   |   |   |     |   |
| <b>17-0981</b>         |  | 48  | 28 |    | 26   | 90    | -    | -  | 24 x 2   | 120 | 329  | 1053 |     |     | <b>13-0113</b> |  |     |    |    | 23    | 81   | 96   |   |          |   |   |   |   |     |   |
| <b>FORD USA</b>        |   |     |    |    |      |       |      |    |          |     |      |      |     |     | <b>15-1008</b> |  |     | 33 | 25 | 52,35 | 90   | 59   |   | 20 x 1,0 |   |   |   |   | 5   | 3 |
| <b>13-0050</b>         |  |     |    |    | 25   | 85    | 102  |    |          |     |      |      |     |     | <b>15-1028</b> |  |     | 24 | 22 | 52    | 79,2 | 60,7 |   | 20 x 1,0 |   |   |   | 5 | 2   |   |
| <b>13-0197</b>         |  |     |    |    | 24   | 79    | 98   |    |          |     |      |      |     |     | <b>15-1030</b> |  |     | 26 | 23 | 56    | 82   | 60   |   | 19 x 1,5 |   |   |   | 5 | 2   |   |
| <b>13-0212</b>         |  |     |    |    | 24   | 90    | 94,5 |    |          |     |      |      |     |     | <b>15-1068</b> |  |     | 23 | 19 | 44    | 72   | 65   |   | 18 x 1,5 |   |   |   | 5 | 1   |   |
| <b>13-0230</b>         |  |     |    |    | 25   | 85    | 102  |    |          |     |      |      |     |     | <b>15-1075</b> |  |     | 22 | 22 | 50    | 79   | 61   |   | 20 x 1,0 |   |   |   | 3 | 2   |   |
| <b>15-1059</b>         |  |     | 26 | 25 | 56   | 89,5  | 62   |    | 22 x 1,5 |     |      |      | 3   | 1   | <b>15-1076</b> |  |     | 22 | 21 | 50    | 74,6 | 61   |   | 20 x 1,0 |   |   |   | 3 | 1   |   |
| <b>15-1268</b>         |  |     | 28 | 23 | 56   | 87    | 63   |    | 22 x 1,5 |     |      |      | 3   | 2   | <b>15-1080</b> |  |     | 23 | 19 | 44    | 72   | 65   |   | 18 x 1,5 |   |   |   | 5 | 1   |   |
| <b>15-1291</b>         |  |     | 28 | 26 | 56   | 94    | 62,5 |    | 22 x 1,5 |     |      |      | 3   | 2   | <b>15-1136</b> |  |     | 25 | 25 | 52,2  | 89,6 | 56   |   | 22 x 1,5 |   |   |   | 5 | 2   |   |
| <b>15-1328</b>         |  | 44  | 28 | 26 | 56   | 94    |      |    | 22 x 1,5 |     |      |      | 3   | 1   |                |   |     |    |    |       |      |      |   |          |   |   |   |   |     |   |

| METELLI<br>ref. | Spare<br>Parts  | ABS | A | B | C    | D    | E    | F | G | H | I | L | M | Fig | METELLI<br>ref. | Spare<br>Parts  | ABS | A  | B  | C    | D    | E    | F | G        | H | I | L | M | Fig |
|-----------------|---|-----|---|---|------|------|------|---|---|---|---|---|---|-----|-----------------|---|-----|----|----|------|------|------|---|----------|---|---|---|---|-----|
| <b>HONDA</b>    |   |     |   |   |      |      |      |   |   |   |   |   |   |     | <b>HONDA</b>    |   |     |    |    |      |      |      |   |          |   |   |   |   |     |
| 13-0013         |    |     |   |   | 21   | 71,5 | 90   |   |   |   |   |   |   |     | 13-0458         |    |     |    |    | 24,8 | 91   | 123  |   |          |   |   |   |   |     |
| 13-0015         |    |     |   |   | 21   | 71,5 | 90   |   |   |   |   |   |   |     | 13-0459         |    |     |    |    | 21   | 85   | 103  |   |          |   |   |   |   |     |
| 13-0042         |    |     |   |   | 21   | 73   | 91   |   |   |   |   |   |   |     | 13-0464         |    |     |    |    | 22   | 82   | 126  |   |          |   |   |   |   |     |
| 13-0043         |    |     |   |   | 23   | 81   | 96   |   |   |   |   |   |   |     | 15-1010         |    |     | 23 | 22 | 45   | 79,4 | 54   |   | 22 x 1,5 |   |   | 4 | 1 |     |
| 13-0049         |    |     |   |   | 23   | 81   | 96   |   |   |   |   |   |   |     | 15-1011         |    |     | 23 | 22 | 45   | 79,4 | 55   |   | 22 x 1,5 |   |   | 5 | 1 |     |
| 13-0062         |    |     |   |   | 21   | 71,5 | 90   |   |   |   |   |   |   |     | 15-1044         |    |     | 23 | 30 | 49   | 82,5 | 54   |   | 22 x 1,5 |   |   | 1 | 1 |     |
| 13-0063         |    |     |   |   | 25   | 77   | 100  |   |   |   |   |   |   |     | 15-1045         |    |     | 26 | 32 | 49   | 86,6 | 51   |   | 22 x 1,5 |   |   | 3 | 1 |     |
| 13-0064         |    |     |   |   | 25   | 77   | 100  |   |   |   |   |   |   |     | 15-1053         |    |     | 26 | 32 | 55   | 86,6 | 51   |   | 22 x 1,5 |   |   | 3 | 1 |     |
| 13-0065         |    |     |   |   | 24   | 90   | 94,5 |   |   |   |   |   |   |     | 15-1053A        |    | 50  | 26 | 32 | 55   | 86,6 | 51   |   | 22 x 1,5 |   |   | 3 | 1 |     |
| 13-0076         |    |     |   |   | 21   | 73   | 91   |   |   |   |   |   |   |     | 15-1054         |    |     | 26 | 30 | 49   | 82   | 53   |   | 22 x 1,5 |   |   | 3 | 1 |     |
| 13-0087         |    |     |   |   | 23   | 81   | 96   |   |   |   |   |   |   |     | 15-1071         |    |     | 24 | 30 | 47,2 | 81   | 49   |   | 22 x 1,5 |   |   | 4 | 1 |     |
| 13-0108         |    |     |   |   | 24   | 90   | 94,5 |   |   |   |   |   |   |     | 15-1072         |    |     | 23 | 27 | 45   | 82,6 | 51   |   | 22 x 1,5 |   |   | 4 | 1 |     |
| 13-0168         |    |     |   |   | 20   | 80   | 93   |   |   |   |   |   |   |     | 15-1073         |    |     | 28 | 34 | 60   | 95   | 57   |   | 24 x 1,5 |   |   | 2 | 1 |     |
| 13-0184         |    |     |   |   | 25   | 82   | 96   |   |   |   |   |   |   |     | 15-1074         |    |     | 28 | 34 | 60   | 95,6 | 57   |   | 24 x 1,5 |   |   | 1 | 1 |     |
| 13-0185         |    |     |   |   | 23   | 81   | 96   |   |   |   |   |   |   |     | 15-1074A        |    | 50  | 28 | 34 | 60   | 95   | 57   |   | 24 x 1,5 |   |   | 1 | 1 |     |
| 13-0188         |    |     |   |   | 23   | 81   | 96   |   |   |   |   |   |   |     | 15-1079         |    |     | 24 | 30 | 45   | 81,3 | 49   |   | 22 x 1,5 |   |   | 4 | 1 |     |
| 13-0192         |    |     |   |   | 23   | 81   | 96   |   |   |   |   |   |   |     | 15-1086         |    |     | 23 | 27 | 49   | 82,5 | 51   |   | 22 x 1,5 |   |   | 1 | 1 |     |
| 13-0205         |    |     |   |   | 25   | 78   | 130  |   |   |   |   |   |   |     | 15-1099         |    |     | 24 | 22 | 45   | 79,4 | 54,7 |   | 22 x 1,5 |   |   | 4 | 1 |     |
| 13-0206         |    |     |   |   | 22   | 86   | 91   |   |   |   |   |   |   |     | 15-1101         |    |     | 26 | 32 | 49   | 87   | 52   |   | 22 x 1,5 |   |   | 1 | 1 |     |
| 13-0220         |    |     |   |   | 23   | 77   | 91   |   |   |   |   |   |   |     | 15-1113         |    |     | 26 | 32 | 49   | 87   | 52   |   | 22 x 1,5 |   |   | 4 | 1 |     |
| 13-0236         |   |     |   |   | 22   | 78   | 94   |   |   |   |   |   |   |     | 15-1131         |   |     | 28 | 32 | 60   | 97   | 59,7 |   | 24 x 1,5 |   |   | 1 | 1 |     |
| 13-0274         |  |     |   |   | 21   | 85   | 103  |   |   |   |   |   |   |     | 15-1131A        |  | 50  | 28 | 32 | 60   | 97   | 59,7 |   | 24 x 1,5 |   |   | 1 | 1 |     |
| 13-0289         |  |     |   |   | 20   | 78   | 103  |   |   |   |   |   |   |     | 15-1220         |  |     | 26 | 23 | 49   | 83,6 | 51   |   | 22 x 1,5 |   |   | 1 | 2 |     |
| 13-0290         |  |     |   |   | 20   | 78   | 103  |   |   |   |   |   |   |     | 15-1242         |  | 50  | 26 | 23 | 49   | 84   | 51,5 |   | 22 x 1,5 |   |   | 1 | 2 |     |
| 13-0291         |  |     |   |   | 20   | 78   | 103  |   |   |   |   |   |   |     | 15-1250         |  | 100 | 26 | 32 | 49   | 87,4 | 54   |   | 22 x 1,5 |   |   | 1 | 1 |     |
| 13-0292         |  |     |   |   | 21   | 85   | 103  |   |   |   |   |   |   |     | 15-1251         |  |     | 26 | 30 | 55   | 80   | 51   |   | 22 x 1,5 |   |   | 4 | 1 |     |
| 13-0450         |  |     |   |   | 27   | 92   | 136  |   |   |   |   |   |   |     | 15-1255         |  |     | 26 | 30 | 55   | 89,5 | 51   |   | 22 x 1,5 |   |   | 1 | 1 |     |
| 13-0452         |  |     |   |   | 24,8 | 91   | 123  |   |   |   |   |   |   |     | 15-1260         |  |     | 26 | 23 | 49   | 85   | 51   |   | 22 x 1,5 |   |   | 4 | 1 |     |
| 13-0453         |  |     |   |   | 24,8 | 91   | 123  |   |   |   |   |   |   |     | 15-1284         |  | 50  | 28 | 32 | 60   | 91,9 | 61   |   | 24 x 1,5 |   |   | 3 | 2 |     |
| 13-0454         |  |     |   |   | 27   | 92   | 136  |   |   |   |   |   |   |     | 15-1301         |  | 50  | 26 | 28 | 55   | 82,3 | 52   |   | 22 x 1,5 |   |   | 3 | 1 |     |
| 13-0455         |  |     |   |   | 22   | 82   | 126  |   |   |   |   |   |   |     | 15-1337         |  |     | 26 | 30 | 55   | 82   | 53   |   | 22 x 1,5 |   |   | 3 | 2 |     |
| 13-0456         |  |     |   |   | 22   | 82   | 126  |   |   |   |   |   |   |     | 15-1399         |  | 43  | 26 | 32 | 54,6 | 91,9 | 51   |   | 22 x 1,5 |   |   | 1 | 2 |     |

| METELLI ref.   | Spare Parts   | ABS | A  | B  | C    | D    | E    | F  | G        | H    | I    | L   | M   | Fig | METELLI ref.   | Spare Parts   | ABS | A  | B  | C    | D    | E    | F        | G | H | I | L | M | Fig |
|----------------|---|-----|----|----|------|------|------|----|----------|------|------|-----|-----|-----|----------------|---|-----|----|----|------|------|------|----------|---|---|---|---|---|-----|
| <b>HONDA</b>   |   |     |    |    |      |      |      |    |          |      |      |     |     |     | <b>HYUNDAI</b> |   |     |    |    |      |      |      |          |   |   |   |   |   |     |
| <b>15-1423</b> |    | 50  | 28 | 32 | 64   | 89,1 | 60   |    | 24 x 1,5 |      |      |     | 1   | 2   | <b>13-0324</b> |    |     |    |    | 25   | 78   | 130  |          |   |   |   |   |   |     |
| <b>15-1424</b> |    |     | 26 | 28 | 52   | 84   | 52   |    | 22 x 1,5 |      |      |     | 1   | 1   | <b>13-0325</b> |    |     |    |    | 24   | 79   | 98   |          |   |   |   |   |   |     |
| <b>15-1425</b> |    | 50  | 26 | 28 | 60   | 83,1 | 52   |    | 22 x 1,5 |      |      |     | 3   | 1   | <b>13-0371</b> |    |     |    |    | 18   | 63   | 82   |          |   |   |   |   |   |     |
| <b>15-1426</b> |    | 50  | 26 | 22 | 60   | 79,9 | 52   |    | 22 x 1,5 |      |      |     | 3   | 1   | <b>13-0373</b> |    |     |    |    | 25   | 87   | 104  |          |   |   |   |   |   |     |
| <b>15-1427</b> |    | 50  | 26 | 32 | 60   | 89,1 | 52   |    | 22 x 1,5 |      |      |     | 1   | 2   | <b>13-0374</b> |    |     |    |    | 22   | 78   | 94   |          |   |   |   |   |   |     |
| <b>15-1676</b> |    |     | 28 | 34 | 62,9 | 93,7 | 61,2 |    | 24 x 1,5 |      |      |     | 1   | 1   | <b>13-0400</b> |    |     |    |    | 25   | 85   | 102  |          |   |   |   |   |   |     |
| <b>15-1678</b> |    |     | 28 | 32 | 62,9 | 93,7 | 61,3 |    | 24 x 1,5 |      |      |     | 1   | 1   | <b>13-0401</b> |    |     |    |    | 21   | 85   | 103  |          |   |   |   |   |   |     |
| <b>15-1679</b> |    |     | 28 | 32 | 62,9 | 93,7 | 61,2 |    | 24 x 1,5 |      |      |     | 1   | 1   | <b>13-0411</b> |    |     |    |    | 23   | 81   | 96   |          |   |   |   |   |   |     |
| <b>15-1680</b> |    |     | 28 | 34 | 62,9 | 93,7 | 61,3 |    | 24 x 1,5 |      |      |     | 1   | 1   | <b>13-0492</b> |    |     |    |    | 20   | 78   | 103  |          |   |   |   |   |   |     |
| <b>15-1681</b> |    |     | 26 | 30 | 58   | 85   | 53,5 |    | 22 x 1,5 |      |      |     | 1   | 1   | <b>13-0498</b> |    |     |    |    | 27,3 | 96,5 | 109  |          |   |   |   |   |   |     |
| <b>15-1682</b> |    |     | 26 | 28 | 51,9 | 83   | 53,9 |    | 22 x 1,5 |      |      |     | 1   | 1   | <b>13-0500</b> |    |     |    |    | 22   | 78   | 94   |          |   |   |   |   |   |     |
| <b>15-1684</b> |    | 50  | 28 | 32 | 63,9 | 93,7 | 59,5 |    | 24 x 1,5 |      |      |     | 1   | 1   | <b>13-0521</b> |    |     |    |    | 22   | 78   | 94   |          |   |   |   |   |   |     |
| <b>15-1685</b> |    | 50  | 28 | 32 | 64   | 93,7 | 61   |    | 24 x 1,5 |      |      |     | 1   | 1   | <b>13-0531</b> |    |     |    |    | 22   | 78   | 94   |          |   |   |   |   |   |     |
| <b>15-1686</b> |    | 50  | 26 | 32 | 54,9 | 86   | 52,9 |    | 22 x 1,5 |      |      |     | 3   | 2   | <b>13-0533</b> |    |     |    |    | 22   | 78   | 94   |          |   |   |   |   |   |     |
| <b>15-1691</b> |    |     | 26 | 30 | 60   | 85   | 53,5 |    | 22 x 1,5 |      |      |     | 1   | 1   | <b>15-1026</b> |    |     | 25 | 22 | 50   | 82   | 63   | 22 x 1,5 |   |   |   | 5 | 1 |     |
| <b>15-1699</b> |    | 50  | 26 | 30 | 60   | 85   | 53,5 |    | 22 x 1,5 |      |      |     | 1   | 1   | <b>15-1047</b> |    |     | 25 | 22 | 50   | 82   | 63   | 22 x 1,5 |   |   |   | 5 | 2 |     |
| <b>17-0338</b> |    |     | 26 |    | 27   | 84   | 84,5 | 38 | 22 x 1,5 | 78   | 54,5 | 607 | s16 |     | <b>15-1048</b> |    |     | 25 | 23 | 50   | 78,7 | 64   | 22 x 1,5 |   |   |   | 5 | 1 |     |
| <b>17-0363</b> |    |     | 26 |    | 27   | 84   | 84,5 | 38 | 22 x 1,5 | 78   | 54,5 | 607 | s16 |     | <b>15-1064</b> |    |     | 25 | 25 | 50   | 89,5 | 64,7 | 22 x 1,5 |   |   |   | 5 | 1 |     |
| <b>17-0784</b> |    | 50  | 26 |    | 25   | 82,5 | 75   |    | 22 x 1,5 | 79   | 61   | 905 |     |     | <b>15-1104</b> |    |     | 25 | 23 | 50   | 82   | 63   | 22 x 1,5 |   |   |   | 5 | 1 |     |
| <b>17-0785</b> |    | 50  | 26 |    | 25   | 82,5 | 75   |    | 22 x 1,5 | 79   | 54   | 621 |     |     | <b>15-1191</b> |    |     | 25 | 30 | 50   | 82   | 62   | 22 x 1,5 |   |   |   | 5 | 1 |     |
| <b>17-0788</b> |   | 50  | 26 |    | 25   | 86   | 80,8 |    | 22 x 1,5 | 78,5 | 61,4 | 905 | s8  |     | <b>15-1199</b> |   |     | 25 | 26 | 50   | 95   | 61   | 22 x 1,5 |   |   |   | 5 | 1 |     |
| <b>17-0789</b> |  | 50  | 26 |    | 25   | 86   | 80,8 |    | 22 x 1,5 | 78,5 | 54,5 | 623 | s8  |     | <b>15-1370</b> |  | 44  | 25 | 25 | 50   | 89,5 | 65   | 22 x 1,5 |   |   |   | 5 | 1 |     |
| <b>HYUNDAI</b> |   |     |    |    |      |      |      |    |          |      |      |     |     |     | <b>15-1406</b> |  | 38  | 25 | 19 | 50   | 72   | 62   | 22 x 1,5 |   |   |   |   | 5 | 1   |
| <b>HYUNDAI</b> |   |     |    |    |      |      |      |    |          |      |      |     |     |     | <b>15-1471</b> |  | 44  | 25 | 23 | 50   | 86,9 | 61   | 22 x 1,5 |   |   |   |   | 5 | 1   |
| <b>13-0025</b> |  |     |    |    | 21   | 73   | 91   |    |          |      |      |     |     |     | <b>15-1524</b> |  | 44  | 25 | 23 | 50   | 80   | 62   | 22 x 1,5 |   |   |   | 6 | 1 |     |
| <b>13-0045</b> |  |     |    |    | 21   | 73   | 91   |    |          |      |      |     |     |     | <b>15-1541</b> |  | 48  | 25 | 19 | 52,4 | 69   | 62   | 22 x 1,5 |   |   |   | 5 | 1 |     |
| <b>13-0046</b> |  |     |    |    | 21   | 73   | 91   |    |          |      |      |     |     |     | <b>15-1543</b> |  | 52  | 27 | 26 | 60,1 | 90,9 | 62   | 22 x 1,5 |   |   |   | 5 | 1 |     |
| <b>13-0055</b> |  |     |    |    | 25   | 85   | 102  |    |          |      |      |     |     |     | <b>15-1545</b> |  | 48  | 25 | 22 | 52,5 | 76,3 | 62   | -        |   |   |   | 5 | 1 |     |
| <b>13-0090</b> |  |     |    |    | 21   | 73   | 91   |    |          |      |      |     |     |     | <b>15-1607</b> |  | 48  | 25 | 23 | 50   | 86   | 62   | 22 x 1,5 |   |   |   | 5 | 1 |     |
| <b>13-0155</b> |  |     |    |    | 21   | 73   | 91   |    |          |      |      |     |     |     | <b>15-1608</b> |  | 44  | 25 | 25 | 49,9 | 89,5 | 62   | 22 x 1,5 |   |   |   | 5 | 1 |     |
| <b>13-0280</b> |  |     |    |    | 18   | 63   | 82   |    |          |      |      |     |     |     | <b>15-1617</b> |  |     | 27 | 25 | 58   | 88,7 | 60   | 22 x 1,5 |   |   |   | 5 | 2 |     |
| <b>13-0323</b> |  |     |    |    | 22   | 78   | 94   |    |          |      |      |     |     |     | <b>15-1661</b> |  | 48  | 27 | 25 | 62   | 88,1 | 65,5 | 22 x 1,5 |   |   |   | 5 | 1 |     |

































































QUOTE DIMENSIONALI TRASMISSIONI - DIMENSIONS TRANSMISSION


























































































































| METELLI<br>ref. | Spare<br>Parts  | ABS | A  | B  | C    | D      | E    | F    | G        | H  | I    | L   | M   | Fig | METELLI<br>ref. | Spare<br>Parts  | ABS | A  | B  | C  | D    | E    | F    | G        | H    | I    | L   | M   | Fig |
|-----------------|---|-----|----|----|------|--------|------|------|----------|----|------|-----|-----|-----|-----------------|---|-----|----|----|----|------|------|------|----------|------|------|-----|-----|-----|
| <b>LANCIA</b>   |   |     |    |    |      |        |      |      |          |    |      |     |     |     | <b>LANCIA</b>   |   |     |    |    |    |      |      |      |          |      |      |     |     |     |
| <b>15-1224</b>  |    | 48  | 27 | 39 | 59   | 100,45 | 49,5 |      | 24 x 1,5 |    |      |     | 11  | 2   | <b>17-0235</b>  |    |     | 22 | 19 | 22 | 80   | 67   |      | 22 x 1,5 | 80   | 61   | 585 | s16 |     |
| <b>15-1226</b>  |    |     | 22 | 22 | 46   | 80     | 40   |      | 22 x 1,5 |    |      |     | 4a  | 3   | <b>17-0236</b>  |    |     | 22 | 19 | 22 | 80   | 67   |      | 22 x 1,5 | 80   | 61   | 870 | s16 |     |
| <b>15-1227</b>  |    | 44  | 22 | 22 | 46   | 79,8   | 40   |      | 22 x 1,5 |    |      |     | 4a  | 3   | <b>17-0237</b>  |    | 44  | 22 | 19 | 22 | 80   | 67   |      | 22 x 1,5 | 80   | 61   | 585 | s16 |     |
| <b>15-1244</b>  |    |     | 25 | 28 | 59   | 98     | 47   |      | 24 x 1,5 |    |      |     | 4   | 3   | <b>17-0238</b>  |    | 44  | 22 | 19 | 22 | 80   | 67   |      | 22 x 1,5 | 80   | 61   | 870 | s16 |     |
| <b>15-1245</b>  |    |     | 25 | 25 | 59   | 89     | 47   |      | 24 x 1,5 |    |      |     | 4   | 3   | <b>17-0243</b>  |    |     | 25 | 25 |    | 90   | 100  |      | 24 x 1,5 | 85   |      | 485 | s10 |     |
| <b>15-1258</b>  |    |     | 25 | 25 | 51   | 90     | 47   |      | 24 x 1,5 |    |      |     | 4   | 3   | <b>17-0244</b>  |    | 44  | 25 | 25 |    | 90   | 100  |      | 24 x 1,5 | 85   |      | 478 | s10 |     |
| <b>15-1296</b>  |    |     | 22 | 21 | 51   | 75     | 40   |      | 22 x 1,5 |    |      |     | 4a  | 1   | <b>17-0245</b>  |    |     | 22 | 20 | 22 | 80   | 72   |      | 22 x 1,5 | 80   | 61   | 585 | s16 |     |
| <b>15-1300</b>  |    |     | 27 | 28 | 59   | 98     | 47   |      | 24 x 1,5 |    |      |     | 4   | 3   | <b>17-0246</b>  |    |     | 22 | 20 | 22 | 80   | 72   |      | 22 x 1,5 | 80   | 61   | 870 | s16 |     |
| <b>15-1306</b>  |    |     | 25 | 22 | 51   | 83     | 47   |      | 24 x 1,5 |    |      |     | 4   | 3   | <b>17-0485</b>  |    |     | 25 |    | 25 | 91   | 86   |      | 24 x 1,5 | 84,5 | 468  | 980 | s6  |     |
| <b>15-1309</b>  |    |     | 22 | 20 | 51   | 80     | 40   |      | 22 x 1,5 |    |      |     | 4a  | 3   | <b>17-0503</b>  |    |     | 27 |    |    | 98   | 108  |      | 24 x 1,5 | 84   |      | 511 | s10 |     |
| <b>15-1387</b>  |    |     | 25 | 26 | 51   | 91     | 48   |      | 24 x 1,5 |    |      |     | 4   | 1   | <b>17-0672</b>  |    |     | 27 | 37 |    | 100  | 89   | 38,7 | 24 x 1,5 |      | 68,5 | 632 |     |     |
| <b>15-1440</b>  |    |     | 25 | 26 | 59   | 90,9   | 48   |      | 24 x 1,5 |    |      |     | 4   | 1   | <b>17-0673</b>  |    |     | 27 | 37 |    | 100  | 89   | 38,7 | 24 x 1,5 |      | 369  | 955 |     |     |
| <b>15-1448</b>  |    |     | 25 | 28 | 51   | 83     | 48   |      | 24 x 1,5 |    |      |     | 4   | 3   | <b>17-0674</b>  |    |     | 25 |    |    | 82   | 100  |      |          | 85   |      | 501 |     |     |
| <b>15-1449</b>  |    |     | 25 | 24 | 51   | 84     | 46   |      | 24 x 1,5 |    |      |     | 4   | 1   | <b>17-0675</b>  |    |     | 25 |    |    | 82   | 100  |      |          | 85   |      | 521 |     |     |
| <b>15-1458</b>  |    |     | 25 | 23 | 51   | 82     | 42   |      | 24 x 1,5 |    |      |     | 4   | 1   | <b>17-0713</b>  |    |     | 25 |    |    | 98   | 108  |      | 24 x 1,5 | 84   |      | 511 |     |     |
| <b>15-1494</b>  |    |     | 27 | 28 | 58   | 92     | 49   |      | 24 x 1,5 |    |      |     | 11  | 1   | <b>17-0714</b>  |    |     | 25 |    |    | 98   | 108  |      | 24 x 1,5 | 84   |      | 526 |     |     |
| <b>15-1495</b>  |    |     | 27 | 29 | 57,9 | 101,4  | 49   |      | 24 x 1,5 |    |      |     | 11  | 1   | <b>17-0715</b>  |    |     | 22 |    |    | 75   |      |      | 22 x 1,5 | 90   |      | 585 |     |     |
| <b>15-1546</b>  |    | 48  | 27 | 39 | 58   | 100,3  | 50   |      | 24 x 1,5 |    |      |     | 11  | 2   | <b>17-0716</b>  |    |     | 22 |    |    | 75   |      |      | 22 x 1,5 | 90   |      | 870 |     |     |
| <b>15-1550</b>  |    |     | 25 | 26 | 50,9 | 90,9   | 48   |      | 24 x 1,5 |    |      |     | 4   | 1   | <b>17-0825</b>  |    |     | 22 | 22 |    | 75   | 72   |      | 22 x 1,5 | 90   | 61   | 636 | s3  |     |
| <b>15-1732</b>  |    |     | 27 | 27 | 58,9 | 99,9   | 47,8 |      | 24 x 1,5 |    |      |     | 4   | 1   | <b>17-0826</b>  |    |     | 22 | 22 |    | 75   | 72   |      | 22 x 1,5 | 90   | 61   | 864 | s3  |     |
| <b>16-1002</b>  |   |     |    | 25 |      | 100    |      |      |          |    |      |     |     |     | <b>17-0836</b>  |   |     | 25 | 25 |    | 91   | 85,8 |      | 24 x 1,5 | 84,3 | 75   | 632 | s3  |     |
| <b>16-1020</b>  |  |     |    | 25 |      | 100    |      |      |          |    |      |     |     |     | <b>17-0837</b>  |  |     | 25 | 25 |    | 91   | 85,8 |      | 24 x 1,5 | 84,3 | 377  | 932 | s4  |     |
| <b>17-0138</b>  |  |     | 27 |    | 24   | 90     | 81   | 33   | 24 x 1,5 | 82 | 62   | 647 | s3  |     | <b>17-0844</b>  |  |     | 25 |    |    | 82,7 | 100  |      | 24 x 1,5 | 84   |      | 484 | s10 |     |
| <b>17-0139</b>  |  |     | 27 |    | 24   | 90     | 81   | 33   | 24 x 1,5 | 82 | 350  | 936 | s4  |     | <b>17-0845</b>  |  |     | 25 |    |    | 82,7 | 100  |      | 24 x 1,5 | 84   |      | 505 | s10 |     |
| <b>17-0140</b>  |  | 48  | 27 |    | 24   | 90     | 81   | 33   | 24 x 1,5 | 82 | 62   | 647 | s3  |     | <b>17-0846</b>  |  |     | 25 | 24 |    | 84,5 | 82   |      | 24 x 1,5 | 84,4 | 69   | 585 | s3  |     |
| <b>17-0141</b>  |  | 48  | 27 |    | 24   | 90     | 81   | 33   | 24 x 1,5 | 82 | 350  | 936 | s4  |     | <b>17-0847</b>  |  |     | 25 | 24 |    | 84,5 | 82   |      | 24 x 1,5 | 84,4 | 379  | 901 | s4  |     |
| <b>17-0142</b>  |  |     | 27 |    | 37   | 100    | 89   | 38,7 | 24 x 1,5 | 82 | 68,5 | 642 | s3  |     | <b>17-0934</b>  |  |     | 25 |    | 25 | 91   | 86   | 43   | 24 x 1,5 | 84   | 75   | 617 |     |     |
| <b>17-0143</b>  |  |     | 27 |    | 37   | 100    | 89   | 38,7 | 24 x 1,5 | 82 | 369  | 942 | s4  |     | <b>17-0935</b>  |  |     | 25 |    | 25 | 91   | 86   | 43   | 24 x 1,5 | 84   | 377  | 935 |     |     |
| <b>17-0144</b>  |  | 48  | 27 |    | 37   | 100    | 89   | 38,7 | 24 x 1,5 | 82 | 68,5 | 641 | s3  |     | <b>17-0956</b>  |  | 48  | 27 |    | 37 | 100  | 89   | 38,7 | 24 x 1,5 | -    | 68,5 | 632 |     |     |
| <b>17-0145</b>  |  | 48  | 27 |    | 37   | 100    | 89   | 38,7 | 24 x 1,5 | 82 | 369  | 942 | s4  |     | <b>17-0957</b>  |  | 48  | 27 |    | 37 | 100  | 89   | 38,7 | 24 x 1,5 | -    | 369  | 955 |     |     |
| <b>17-0190</b>  |  |     | 25 |    | 25   | 91     | 86   |      | 24 x 1,5 | 84 | 90,8 | 572 | s3  |     | <b>17-0982</b>  |  |     | 25 |    | 34 | 84,5 | -    | -    | 24 x 1,5 | -    | 56,5 | 608 |     |     |
| <b>17-0223</b>  |  |     | 25 | 25 |      | 90     | 100  |      | 24 x 1,5 | 85 |      | 468 | s10 |     | <b>17-0983</b>  |  |     | 25 |    | 34 | 84,5 | -    | -    | 24 x 1,5 | -    | 300  | 874 |     |     |

































































| METELLI<br>ref.   | Spare<br>Parts  | ABS | A  | B  | C    | D     | E    | F | G        | H  | I  | L   | M  | Fig | METELLI<br>ref. | Spare<br>Parts  | ABS | A  | B  | C    | D    | E     | F | G        | H | I | L | M | Fig |
|-------------------|---|-----|----|----|------|-------|------|---|----------|----|----|-----|----|-----|-----------------|---|-----|----|----|------|------|-------|---|----------|---|---|---|---|-----|
| <b>LAND ROVER</b> |   |     |    |    |      |       |      |   |          |    |    |     |    |     | <b>MAZDA</b>    |   |     |    |    |      |      |       |   |          |   |   |   |   |     |
| 13-0457           |    |     |    |    | 34   | 105,4 | 122  |   |          |    |    |     |    |     | 13-0040         |    |     |    |    | 25   | 86   | 96    |   |          |   |   |   |   |     |
| 13-0469           |    |     |    |    | 27   | 98    | 140  |   |          |    |    |     |    |     | 13-0050         |    |     |    |    | 25   | 85   | 102   |   |          |   |   |   |   |     |
| 13-0473           |    |     |    |    | 26   | 86    | 138  |   |          |    |    |     |    |     | 13-0051         |    |     |    |    | 25   | 86   | 96    |   |          |   |   |   |   |     |
| 13-0474           |    |     |    |    | 27   | 98    | 140  |   |          |    |    |     |    |     | 13-0053         |    |     |    |    | 21   | 73   | 91    |   |          |   |   |   |   |     |
| 13-0520           |    |     |    |    | 26   | 86    | 138  |   |          |    |    |     |    |     | 13-0060         |    |     |    |    | 21   | 73   | 91    |   |          |   |   |   |   |     |
| 15-1537           |    | 60  | 28 | 32 | 56   | 92,4  | 53,5 |   | -        |    |    |     | 1  | 2   | 13-0102         |    |     |    |    | 20   | 78   | 103   |   |          |   |   |   |   |     |
| 15-1683           |    | 48  | 30 | 29 | 67,8 | 106   | 57,8 |   | 27 x 1,5 |    |    |     | 4  | 1   | 13-0112         |    |     |    |    | 21   | 73   | 91    |   |          |   |   |   |   |     |
| 15-1696           |    |     | 40 | 27 | 57,5 | 100   | 52,3 |   | 10 x 1,5 |    |    |     | 13 | 1   | 13-0114         |    |     |    |    | 21   | 73   | 91    |   |          |   |   |   |   |     |
| 15-1701           |    | 48  | 29 | 26 | 74   | 90,8  | 58,9 |   | 24 x 1,5 |    |    |     | 11 | 1   | 13-0115         |    |     |    |    | 23   | 74   | 92    |   |          |   |   |   |   |     |
| 15-1702           |    | 48  | 29 | 27 | 74   | 100   | 58,9 |   | 24 x 1,5 |    |    |     | 11 | 1   | 13-0118         |    |     |    |    | 21   | 73   | 91    |   |          |   |   |   |   |     |
| 17-1044           |    | 60  | 28 |    | 25   | 92    | -    | - | 24 x 1,5 | 85 | 57 | 630 |    |     | 13-0119         |    |     |    |    | 20   | 75   | 91,5  |   |          |   |   |   |   |     |
| 17-1045           |    | 60  | 28 |    | 25   | 92    | -    | - | 24 x 1,5 | 85 | 57 | 595 |    |     | 13-0120         |    |     |    |    | 24   | 79   | 98    |   |          |   |   |   |   |     |
| 17-1046           |    |     | 28 |    | 25   | 92    | -    | - | 24 x 1,5 | 85 | 57 | 630 |    |     | 13-0121         |    |     |    |    | 20   | 75   | 91,5  |   |          |   |   |   |   |     |
| 17-1047           |    |     | 28 |    | 25   | 92    | -    | - | 24 x 1,5 | 85 | 57 | 595 |    |     | 13-0122         |    |     |    |    | 24   | 79   | 98    |   |          |   |   |   |   |     |
| 17-1048           |    | 60  | 28 |    | 25   | 92    | -    | - | 24 x 1,5 | 85 | 57 | 613 |    |     | 13-0123         |    |     |    |    | 19   | 77,5 | 90    |   |          |   |   |   |   |     |
| 17-1049           |    | 60  |    |    |      |       |      |   |          |    |    |     |    |     | 13-0124         |    |     |    |    | 19   | 77,5 | 90    |   |          |   |   |   |   |     |
| <b>LEXUS</b>      |   |     |    |    |      |       |      |   |          |    |    |     |    |     | 13-0142         |    |     |    |    | 19   | 66   | 94    |   |          |   |   |   |   |     |
| <b>LEXUS</b>      |   |     |    |    |      |       |      |   |          |    |    |     |    |     | 13-0187         |    |     |    |    | 23   | 77   | 91    |   |          |   |   |   |   |     |
| 13-0166           |    |     |    |    | 24   | 79    | 98   |   |          |    |    |     |    |     | 13-0193         |    |     |    |    | 25   | 85   | 102   |   |          |   |   |   |   |     |
| 15-1207           |    |     | 26 | 27 | 56   | 89,5  | 59   |   | 22 x 1,5 |    |    |     | 5  | 2   | 13-0194         |    |     |    |    | 20   | 70   | 120   |   |          |   |   |   |   |     |
| 15-1325           |   | 48  | 30 | 34 | 56   | 92,7  |      |   | 22 x 1,5 |    |    |     | 5  | 2   | 13-0197         |   |     |    |    | 24   | 79   | 98    |   |          |   |   |   |   |     |
| <b>MARUTI</b>     |   |     |    |    |      |       |      |   |          |    |    |     |    |     | 13-0212         |  |     |    |    | 24   | 90   | 94,5  |   |          |   |   |   |   |     |
| <b>MARUTI</b>     |   |     |    |    |      |       |      |   |          |    |    |     |    |     | 13-0230         |  |     |    |    | 25   | 85   | 102   |   |          |   |   |   |   |     |
| 13-0070           |  |     |    |    | 18   | 63    | 82   |   |          |    |    |     |    |     | 13-0235         |  |     |    |    | 24   | 79   | 98    |   |          |   |   |   |   |     |
| 13-0095           |  |     |    |    | 18   | 63    | 82   |   |          |    |    |     |    |     | 13-0294         |  |     |    |    | 20   | 68   | 100   |   |          |   |   |   |   |     |
| 13-0099           |  |     |    |    | 18   | 62    | 82,5 |   |          |    |    |     |    |     | 13-0326         |  |     |    |    | 23   | 76,3 | 114,8 |   |          |   |   |   |   |     |
| 15-1080           |  |     | 23 | 19 | 44   | 72    | 65   |   | 18 x 1,5 |    |    |     | 5  | 1   | 13-0327         |  |     |    |    | 22   | 72   | 90,5  |   |          |   |   |   |   |     |
| 15-1114           |  |     | 23 | 19 | 49   | 71,5  | 66   |   | 18 x 1,5 |    |    |     | 3  | 1   | 13-0328         |  |     |    |    | 22,8 | 80,5 | 94,5  |   |          |   |   |   |   |     |
| 15-1117           |  |     | 23 | 18 | 44   | 68    | 65   |   | 18 x 1,5 |    |    |     | 5  | 1   | 13-0425         |  |     |    |    | 22   | 82   | 126   |   |          |   |   |   |   |     |
| <b>MAZDA</b>      |   |     |    |    |      |       |      |   |          |    |    |     |    |     | 13-0444         |  |     |    |    | 22   | 72   | 127   |   |          |   |   |   |   |     |
| <b>MAZDA</b>      |   |     |    |    |      |       |      |   |          |    |    |     |    |     | 14-0025         |  |     |    |    | 23   | 74   | 92    |   |          |   |   |   |   |     |
| 13-0023           |  |     |    |    | 21   | 73    | 91   |   |          |    |    |     |    |     | 15-1024         |  |     | 24 | 22 | 52   | 79   | 56    |   | 20 x 1,5 |   |   | 3 | 1 |     |

QUOTE DIMENSIONALI TRASMISSIONI - DIMENSIONS TRANSMISSION



| METELLI ref.                    | Spare Parts   | ABS | A  | B  | C    | D     | E    | F | G        | H    | I     | L   | M   | Fig         | METELLI ref.  | Spare Parts   | ABS | A  | B    | C     | D     | E    | F        | G        | H   | I   | L   | M   | Fig |   |
|---------------------------------|---|-----|----|----|------|-------|------|---|----------|------|-------|-----|-----|-------------|---|---|-----|----|------|-------|-------|------|----------|----------|-----|-----|-----|-----|-----|---|
| <b>MERCEDES BENZ</b>            |   |     |    |    |      |       |      |   |          |      |       |     |     |             | <b>MERCEDES BENZ LCV, TRUCK</b>   |   |     |    |      |       |       |      |          |          |     |     |     |     |     |   |
| 17-0185                         |    | 48  | 27 | 30 |      | 101,5 | 120  |   | 22 x 1,5 | 100  |       | 505 | s10 |             | 17-0377   |    |     | 27 | 30   |       | 101,5 | 124  |          | 22 x 1,5 | 100 |     | 504 | s10 |     |   |
| 17-0215                         |    |     | 25 | 25 |      | 95    | 100  |   | 24 x 1,5 | 68   |       | 634 | s17 |             | <b>MERCURY</b>  |   |     |    |      |       |       |      |          |          |     |     |     |     |     |   |
| 17-0268                         |    |     | 25 |    |      |       | 100  |   |          | 70   |       | 645 | s17 |             |   |   |     |    |      |       |       |      |          |          |     |     |     |     |     |   |
| 17-0376                         |    |     | 27 | 28 |      | 98    | 108  |   | 22 x 1,5 | 100  |       | 538 | s17 | 13-0023     |  |   |     |    | 21   | 73    | 91    |      |          |          |     |     |     |     |     |   |
| 17-0377                         |    |     | 27 | 30 |      | 101,5 | 124  |   | 22 x 1,5 | 100  |       | 504 | s10 | 15-1024     |  |   | 24  | 22 | 52   | 79    | 56    |      | 20 x 1,5 |          |     |     | 3   | 1   |     |   |
| 17-0466                         |    | 48  | 24 |    | 22   | 75,9  | 85   |   | 20 x 1,5 | 67,7 | 55,5  | 570 | s9  | 15-1357     |  |   | 26  | 24 | 51   | 90    | 59    |      | 20 x 1,5 |          |     |     |     | 4   | 2   |   |
| 17-0467                         |    | 48  | 24 |    | 22   | 75,9  | 85   |   | 20 x 1,5 | 67,7 | 460,5 | 955 | s4  | <b>MINI</b> |   |   |     |    |      |       |       |      |          |          |     |     |     |     |     |   |
| 17-0676                         |    |     | 25 |    |      | 95    | 100  |   | 24 x 1,5 | 68   |       | 664 | s17 |             |   |   |     |    |      |       |       |      |          |          |     |     |     |     |     |   |
| 17-0988                         |    | 48  | 24 |    | 22   | 77    | 76,5 | - | 20 x 1,5 | 69   | 55    | 575 |     | 13-0314     |  |   |     |    | 20   | 78    | 103   |      |          |          |     |     |     |     |     |   |
| 17-0989                         |    | 48  | 24 |    | 22   | 77    | 76,5 | - | 20 x 1,5 | 69   | 460   | 960 |     | 13-0333     |  |   |     |    | 20   | 68    | 100   |      |          |          |     |     |     |     |     |   |
| 17-0990                         |    |     | 25 |    | 22   | 82    | 76,5 | - | 16 x 1,5 | 42   | 55    | 574 |     | 13-0362     |  |   |     |    | 25   | 78    | 130   |      |          |          |     |     |     |     |     |   |
| 17-0991                         |    |     | 25 |    | 22   | 82    | 76,5 | - | 16 x 1,5 | 42   | 460   | 945 |     | 13-0440     |  |   |     |    | 20   | 78    | 103   |      |          |          |     |     |     |     |     |   |
| 17-0996                         |    |     | 25 |    | 22   | 82    | 76,5 | - | 20 x 1,5 | 74   | 55    | 605 |     | 13-0477     |  |   |     |    | 25   | 78    | 130   |      |          |          |     |     |     |     |     |   |
| 17-0997                         |    |     | 25 |    | 22   | 82    | 76,5 | - | 20 x 1,5 | 74   | 460   | 996 |     | 15-1454     |  |   | 26  | 23 | 53,4 | 82,2  | 49    |      | 22 x 1,5 |          |     |     | 1   | 1   |     |   |
| <b>MERCEDES BENZ LCV, TRUCK</b> |   |     |    |    |      |       |      |   |          |      |       |     |     |             | 15-1480   |    |     | 26 | 21   | 53,34 | 75,2  | 48   |          | 22 x 1,5 |     |     |     |     | 1   | 1 |
|                                 |   |     |    |    |      |       |      |   |          |      |       |     |     |             | 15-1520   |    |     | 26 | 23   | 54    | 82,3  | 49   |          | 22 x 1,5 |     |     |     |     | 1   | 1 |
| 13-0219                         |    |     |    |    | 24   | 90    | 90   |   |          |      |       |     |     |             | 15-1664   |    |     | 26 | 24   | 54    | 81    | 49,2 |          | 22 x 1,5 |     |     |     | 1   | 1   |   |
| 13-0256                         |    |     |    |    | 25,8 | 85    | 80   |   |          |      |       |     |     |             | 15-1705   |    |     | 26 | 26   | 53,4  | 86,9  | 48   |          | 22 x 1,5 |     |     |     | 1   | 1   |   |
| 13-0399                         |    |     |    |    | 27,3 | 96,5  | 109  |   |          |      |       |     |     |             | 17-0944   |    |     | 26 |      | 22    | 75    | 72,5 | -        | 22 x 1,5 | 76  | 60  | 620 |     |     |   |
| 14-0015                         |    |     |    |    | 26   | 107,5 | 120  |   |          |      |       |     |     |             | 17-0945   |    |     | 26 |      | 22    | 75    | 72,5 | -        | 22 x 1,5 | 76  | 335 | 887 |     |     |   |
| 14-0027                         |   |     |    |    | 24,5 | 120   | 139  |   |          |      |       |     |     |             | <b>mitsubishi</b>   |   |     |    |      |       |       |      |          |          |     |     |     |     |     |   |
| 15-1298                         |  | 48  | 27 | 27 | 60   | 98    | 64   |   | 22 x 1,5 |      |       |     | 5   | 2           |   |   |     |    |      |       |       |      |          |          |     |     |     |     |     |   |
| 15-1373                         |  | 48  | 27 | 36 | 71,7 | 100,5 | 63,3 |   | 22 x 1,5 |      |       |     | 5   | 2           | 13-0025   |  |     |    |      | 21    | 73    | 91   |          |          |     |     |     |     |     |   |
| 15-1605                         |  |     | 30 | 36 | 70   | 100   | 62,7 |   | -        |      |       |     | 4   | 2           | 13-0045   |  |     |    |      | 21    | 73    | 91   |          |          |     |     |     |     |     |   |
| 15-1606                         |  |     | 30 | 36 | 69,9 | 100,2 | 65   |   | 29 x 1,5 |      |       |     | 4   | 2           | 13-0046   |  |     |    |      | 21    | 73    | 91   |          |          |     |     |     |     |     |   |
| 16-1016                         |  |     |    | 28 |      | 108   |      |   |          |      |       |     |     |             | 13-0055   |  |     |    |      | 25    | 85    | 102  |          |          |     |     |     |     |     |   |
| 16-1030                         |  |     |    | 30 |      | 122   |      |   |          |      |       |     |     | 2           | 13-0090   |  |     |    |      | 21    | 73    | 91   |          |          |     |     |     |     |     |   |
| 17-0093                         |  |     | 30 |    | 30   | 99    | 89   |   | 30 x 1,5 | 139  |       | 734 | s8  |             | 13-0107   |  |     |    |      | 25    | 85    | 102  |          |          |     |     |     |     |     |   |
| 17-0094                         |  |     | 30 |    | 30   | 99    | 89   |   | 20 x 1,5 | 144  |       | 707 | s8  |             | 13-0125   |  |     |    |      | 22    | 78    | 94   |          |          |     |     |     |     |     |   |
| 17-0173                         |  | 48  | 27 | 28 |      | 98    | 108  |   | 22 x 1,5 | 100  |       | 538 | s10 |             | 13-0126   |  |     |    |      | 23    | 81    | 96   |          |          |     |     |     |     |     |   |
| 17-0185                         |  | 48  | 27 | 30 |      | 101,5 | 120  |   | 22 x 1,5 | 100  |       | 505 | s10 |             | 13-0127   |  |     |    |      | 25    | 78    | 130  |          |          |     |     |     |     |     |   |
| 17-0376                         |  |     | 27 | 28 |      | 98    | 108  |   | 22 x 1,5 | 100  |       | 538 | s17 |             | 13-0138   |  |     |    |      | 21    | 73    | 91   |          |          |     |     |     |     |     |   |



































































| METELLI<br>ref. | Spare<br>Parts  | ABS | A  | B  | C    | D    | E    | F | G        | H | I | L | M  | Fig | METELLI<br>ref. | Spare<br>Parts  | ABS | A  | B  | C    | D    | E    | F | G        | H | I | L | M  | Fig |
|-----------------|---|-----|----|----|------|------|------|---|----------|---|---|---|----|-----|-----------------|---|-----|----|----|------|------|------|---|----------|---|---|---|----|-----|
| <b>NISSAN</b>   |   |     |    |    |      |      |      |   |          |   |   |   |    |     | <b>NISSAN</b>   |   |     |    |    |      |      |      |   |          |   |   |   |    |     |
| 13-0228         |    |     |    |    | 22   | 86   | 91   |   |          |   |   |   |    |     | 15-1164         |    |     | 27 | 22 | 56   | 84   | 59   |   | 24 x 1,5 |   |   |   | 5  | 2   |
| 13-0229         |    |     |    |    | 25   | 85   | 102  |   |          |   |   |   |    |     | 15-1165         |    | 42  | 27 | 22 | 56   | 84   | 59   |   | 24 x 1,5 |   |   |   | 5  | 2   |
| 13-0241         |    |     |    |    | 20   | 80   | 93   |   |          |   |   |   |    |     | 15-1172         |    |     | 27 | 32 | 56   | 92   | 59   |   | 24 x 1,5 |   |   |   | 5  | 2   |
| 13-0242         |    |     |    |    | 22   | 88   | 88   |   |          |   |   |   |    |     | 15-1173         |    | 42  | 27 | 32 | 56   | 92   | 59   |   | 24 x 1,5 |   |   |   | 5  | 2   |
| 13-0304         |    |     |    |    | 20   | 68   | 100  |   |          |   |   |   |    |     | 15-1187         |    |     | 23 | 19 | 48   | 71,3 | 58   |   | 20 x 1,5 |   |   |   | 5  | 2   |
| 13-0305         |    |     |    |    | 20   | 78   | 103  |   |          |   |   |   |    |     | 15-1193         |    | 42  | 23 | 22 | 48   | 81   | 57   |   | 20 x 1,5 |   |   |   | 5  | 2   |
| 13-0307         |    |     |    |    | 26   | 86   | 138  |   |          |   |   |   |    |     | 15-1194         |    |     | 23 | 22 | 48   | 81   | 57   |   | 20 x 1,5 |   |   |   | 5  | 2   |
| 13-0329         |    |     |    |    | 22   | 82   | 126  |   |          |   |   |   |    |     | 15-1196         |    |     | 23 | 19 | 48   | 72,3 | 57   |   | 20 x 1,5 |   |   |   | 5  | 2   |
| 13-0330         |    |     |    |    | 22   | 72   | 97   |   |          |   |   |   |    |     | 15-1197         |    | 42  | 23 | 19 | 48   | 72,3 | 57   |   | 20 x 1,5 |   |   |   | 5  | 2   |
| 13-0331         |    |     |    |    | 26   | 86   | 138  |   |          |   |   |   |    |     | 15-1246         |    |     | 25 | 32 | 55   | 87   | 56   |   | 22 x 1,5 |   |   |   | 5  | 2   |
| 13-0355         |    |     |    |    | 22   | 82   | 126  |   |          |   |   |   |    |     | 15-1248         |    |     | 25 | 23 | 55   | 90,3 | 56   |   | 22 x 1,5 |   |   |   | 5  | 2   |
| 13-0356         |    |     |    |    | 26   | 86   | 138  |   |          |   |   |   |    |     | 15-1249         |    |     | 27 | 25 | 56   | 100  | 59,5 |   | 24 x 1,5 |   |   |   | 5  | 2   |
| 13-0396         |    |     |    |    | 25   | 90   | 107  |   |          |   |   |   |    |     | 15-1262         |    |     | 25 | 30 | 55   | 83   | 56,5 |   | 22 x 1,5 |   |   |   | 5  | 2   |
| 13-0417         |    |     |    |    | 22   | 72   | 97   |   |          |   |   |   |    |     | 15-1265         |    |     | 25 | 24 | 55   | 90   | 56,5 |   | 22 x 1,5 |   |   |   | 5  | 2   |
| 13-0418         |    |     |    |    | 26   | 86   | 138  |   |          |   |   |   |    |     | 15-1275         |    | 42  | 25 | 23 | 55   | 90   | 56   |   | 24 x 1,5 |   |   |   | 5  | 2   |
| 13-0443         |    |     |    |    | 23   | 77   | 105  |   |          |   |   |   |    |     | 15-1276         |    |     | 25 | 24 | 52,2 | 90   | 54   |   | 22 x 1,5 |   |   |   | 5  | 2   |
| 13-0465         |    |     |    |    | 24   | 90   | 94,5 |   |          |   |   |   |    |     | 15-1293         |    | 42  | 25 | 22 | 55   | 82   | 56   |   | 22 x 1,5 |   |   |   | 11 | 2   |
| 13-0467         |    |     |    |    | 25   | 78   | 130  |   |          |   |   |   |    |     | 15-1305         |    |     | 25 | 22 | 55   | 82   | 57   |   | 22 x 1,5 |   |   |   | 11 | 2   |
| 13-0471         |    |     |    |    | 26   | 86   | 138  |   |          |   |   |   |    |     | 15-1312         |    |     | 27 | 23 | 56   | 84   | 57,5 |   | 24 x 1,5 |   |   |   | 5  | 2   |
| 13-0472         |    |     |    |    | 24   | 90   | 94,5 |   |          |   |   |   |    |     | 15-1314         |    |     | 21 | 19 | 48   | 71,5 | 56   |   | 20 x 1,0 |   |   |   | 3  | 1   |
| 15-1027         |   |     | 24 | 22 | 52   | 78,8 | 69   |   | 20 x 1,0 |   |   |   | 3  | 1   | 15-1315         |   |     | 25 | 25 | 55   | 89,7 | 55   |   | 22 x 1,5 |   |   |   | 5  | 2   |
| 15-1028         |  |     | 24 | 22 | 52   | 79,2 | 60,7 |   | 20 x 1,0 |   |   |   | 5  | 2   | 15-1321         |  | 42  | 25 | 25 | 55   | 89,7 | 55   |   | 22 x 1,5 |   |   |   | 5  | 2   |
| 15-1043         |  |     | 24 | 22 | 52   | 81   | 63   |   | 20 x 1,0 |   |   |   | 5  | 3   | 15-1323         |  |     | 27 | 25 | 56   | 89,7 | 57,5 |   | 24 x 1,5 |   |   |   | 5  | 2   |
| 15-1060         |  |     | 25 | 22 | 52,2 | 82,3 | 56   |   | 22 x 1,5 |   |   |   | 11 | 2   | 15-1324         |  |     | 29 | 25 | 56   | 89,7 | 57,5 |   | 24 x 1,5 |   |   |   | 5  | 2   |
| 15-1085         |  |     | 21 | 22 | 48   | 82,5 | 58   |   | 20 x 1,0 |   |   |   | 8  | 2   | 15-1348         |  | 44  | 27 | 22 | 56   | 83,8 | 59   |   | 24 x 1,5 |   |   |   | 5  | 2   |
| 15-1087         |  |     | 25 | 22 | 52,2 | 80   | 56   |   | 22 x 1,5 |   |   |   | 11 | 2   | 15-1349         |  | 44  | 27 | 32 | 56   | 92   | 59   |   | 24 x 1,5 |   |   |   | 5  | 2   |
| 15-1088         |  |     | 25 | 23 | 52,2 | 90,3 | 54   |   | 22 x 1,5 |   |   |   | 5  | 2   | 15-1442         |  |     | 23 | 21 | 49   | 75   | 53   |   | 20 x 1,5 |   |   |   | 5  | 1   |
| 15-1098         |  |     | 27 | 23 | 56   | 90   | 59,5 |   | 24 x 1,5 |   |   |   | 5  | 2   | 15-1443         |  |     | 23 | 22 | 49   | 79   | 53   |   | 20 x 1,5 |   |   |   | 5  | 1   |
| 15-1100         |  |     | 24 | 22 | 52   | 81   | 63   |   | 20 x 1,0 |   |   |   | 5  | 2   | 15-1445         |  |     | 27 | 35 | 56   | 95   | 60   |   | 24 x 1,5 |   |   |   | 5  | 2   |
| 15-1129         |  |     | 21 | 19 | 48   | 71,3 | 57,5 |   | 20 x 1,0 |   |   |   | 5  | 2   | 15-1475         |  | 42  | 25 | 23 | 55   | 82   | 56   |   | 22 x 1,5 |   |   |   | 11 | 1   |
| 15-1136         |  |     | 25 | 25 | 52,2 | 89,6 | 56   |   | 22 x 1,5 |   |   |   | 5  | 2   | 15-1476         |  | 44  | 25 | 22 | 55   | 79   | 56   |   | 22 x 1,5 |   |   |   | 11 | 1   |
| 15-1163         |  |     | 25 | 22 | 55   | 82,6 | 54   |   | 22 x 1,5 |   |   |   | 11 | 2   | 15-1477         |  | 44  | 27 | 26 | 55   | 91   | 59   |   | 24 x 1,5 |   |   |   | 5  | 1   |

QUOTE DIMENSIONALI TRASMISSIONI - DIMENSIONS TRANSMISSION

































































































































































































| METELLI<br>ref. | Spare<br>Parts  | ABS | A | B | C    | D  | E   | F | G | H | I | L | M | Fig | METELLI<br>ref. | Spare<br>Parts  | ABS | A  | B  | C     | D     | E    | F | G        | H | I | L | M  | Fig |
|-----------------|---|-----|---|---|------|----|-----|---|---|---|---|---|---|-----|-----------------|---|-----|----|----|-------|-------|------|---|----------|---|---|---|----|-----|
| <b>OPEL</b>     |   |     |   |   |      |    |     |   |   |   |   |   |   |     | <b>OPEL</b>     |   |     |    |    |       |       |      |   |          |   |   |   |    |     |
| 13-0008         |    |     |   |   | 19   | 75 | 82  |   |   |   |   |   |   |     | 14-0008         |    |     |    |    | 19    | 55    | 98   |   |          |   |   |   |    |     |
| 13-0009         |    |     |   |   | 22   | 76 | 113 |   |   |   |   |   |   |     | 14-0010         |    |     |    |    | 19    | 55    | 98   |   |          |   |   |   |    |     |
| 13-0010         |    |     |   |   | 22   | 72 | 127 |   |   |   |   |   |   |     | 14-0015         |    |     |    |    | 26    | 107,5 | 120  |   |          |   |   |   |    |     |
| 13-0011         |    |     |   |   | 22   | 83 | 79  |   |   |   |   |   |   |     | 14-0024         |    |     |    |    | 23    | 77    | 112  |   |          |   |   |   |    |     |
| 13-0012         |    |     |   |   | 25   | 90 | 107 |   |   |   |   |   |   |     | 15-1007         |    |     | 22 | 22 | 52    | 81    | 57   |   | 20 x 1,0 |   |   |   | 11 | 3   |
| 13-0028         |    |     |   |   | 23   | 78 | 110 |   |   |   |   |   |   |     | 15-1008         |    |     | 33 | 25 | 52,35 | 90    | 59   |   | 20 x 1,0 |   |   |   | 5  | 3   |
| 13-0211         |    |     |   |   | 20   | 68 | 100 |   |   |   |   |   |   |     | 15-1029         |    |     | 22 | 28 | 52    | 81    | 58   |   | 20 x 1,0 |   |   |   | 11 | 3   |
| 13-0221         |    |     |   |   | 22   | 78 | 94  |   |   |   |   |   |   |     | 15-1051         |    | 29  | 33 | 25 | 52    | 90    | 61   |   | 20 x 1,0 |   |   |   | 5  | 3   |
| 13-0222         |    |     |   |   | 25   | 78 | 130 |   |   |   |   |   |   |     | 15-1052         |    | 43  | 33 | 25 | 52    | 90    | 61   |   | 20 x 1,0 |   |   |   | 5  | 3   |
| 13-0223         |    |     |   |   | 22   | 82 | 126 |   |   |   |   |   |   |     | 15-1056         |    | 29  | 22 | 22 | 52    | 81    | 57   |   | 20 x 1,0 |   |   |   | 11 | 3   |
| 13-0267         |    |     |   |   | 22   | 76 | 113 |   |   |   |   |   |   |     | 15-1057         |    | 43  | 22 | 22 | 52    | 81    | 57   |   | 20 x 1,0 |   |   |   | 11 | 3   |
| 13-0270         |    |     |   |   | 20   | 68 | 100 |   |   |   |   |   |   |     | 15-1116         |    | 29  | 22 | 28 | 52    | 81    | 58   |   | 20 x 1,0 |   |   |   | 11 | 3   |
| 13-0275         |    |     |   |   | 22   | 72 | 127 |   |   |   |   |   |   |     | 15-1118         |    | 29  | 22 | 22 | 52    | 81    | 58,5 |   | 20 x 1,0 |   |   |   | 9  | 3   |
| 13-0288         |    |     |   |   | 22   | 76 | 113 |   |   |   |   |   |   |     | 15-1287         |    |     | 33 | 22 | 52    | 81    | 57   |   | 20 x 1,0 |   |   |   | 8  | 3   |
| 13-0303         |    |     |   |   | 20   | 78 | 103 |   |   |   |   |   |   |     | 15-1289         |    |     | 33 | 25 | 52    | 90    | 56   |   | 20 x 1,0 |   |   |   | 8  | 3   |
| 13-0312         |    |     |   |   | 25   | 78 | 130 |   |   |   |   |   |   |     | 15-1289A        |    | 29  | 33 | 25 | 52    | 90    | 56   |   | 20 x 1,0 |   |   |   | 8  | 3   |
| 13-0349         |    |     |   |   | 22   | 72 | 97  |   |   |   |   |   |   |     | 15-1290         |    |     | 33 | 28 | 52    | 74    | 57   |   | 20 x 1,0 |   |   |   | 8  | 3   |
| 13-0350         |    |     |   |   | 25   | 78 | 130 |   |   |   |   |   |   |     | 15-1307         |    | 29  | 22 | 30 | 52    | 82    | 57   |   | 20 x 1,0 |   |   |   | 11 | 2   |
| 13-0351         |    |     |   |   | 26   | 86 | 138 |   |   |   |   |   |   |     | 15-1390         |    | 29  | 22 | 29 | 51,9  | 87    | 58   |   | 20 x 1,0 |   |   |   | 10 | 3   |
| 13-0353         |    |     |   |   | 26   | 86 | 138 |   |   |   |   |   |   |     | 15-1391         |    | 29  | 22 | 22 | 51,8  | 81    | 59   |   | 20 x 1,0 |   |   |   | 10 | 3   |
| 13-0380         |   |     |   |   | 22   | 72 | 127 |   |   |   |   |   |   |     | 15-1394         |   | 43  | 23 | 20 | 49    | 72,3  | 53   |   | 18 x 1,5 |   |   |   | 3  | 1   |
| 13-0392         |  |     |   |   | 25   | 78 | 130 |   |   |   |   |   |   |     | 15-1400         |  | 29  | 22 | 28 | 52    | 75,6  | 58   |   | 20 x 1,0 |   |   |   | 10 | 3   |
| 13-0393         |  |     |   |   | 22   | 72 | 127 |   |   |   |   |   |   |     | 15-1412         |  | 29  | 33 | 22 | 52    | 81    | 57   |   | 20 x 1,0 |   |   |   | 8  | 3   |
| 13-0394         |  |     |   |   | 20   | 68 | 100 |   |   |   |   |   |   |     | 15-1420         |  |     | 30 | 25 | 53    | 90    | 56   |   | 24 x 1,5 |   |   |   | 7  | 3   |
| 13-0407         |  |     |   |   | 26   | 86 | 138 |   |   |   |   |   |   |     | 15-1437         |  | 29  | 22 | 28 | 52    | 81    | 58   |   | 20 x 1,0 |   |   |   | 11 | 3   |
| 13-0442         |  |     |   |   | 25   | 90 | 107 |   |   |   |   |   |   |     | 15-1439         |  | 29  | 22 | 22 | 52    | 80    | 58   |   | 20 x 1,0 |   |   |   | 10 | 2   |
| 13-0447         |  |     |   |   | 20   | 68 | 100 |   |   |   |   |   |   |     | 15-1451         |  | 29  | 22 | 23 | 52    | 82    | 58   |   | 20 x 1,0 |   |   |   | 15 | 1   |
| 13-0463         |  |     |   |   | 22   | 82 | 126 |   |   |   |   |   |   |     | 15-1452         |  | 29  | 33 | 24 | 52    | 84,5  | 58,8 |   | 20 x 1,0 |   |   |   | 6  | 1   |
| 13-0466         |  |     |   |   | 25   | 78 | 130 |   |   |   |   |   |   |     | 15-1504         |  |     | 33 | 22 | 53    | 79,2  | 53   |   | 22 x 1,5 |   |   |   | 7  | 1   |
| 13-0514         |  |     |   |   | 37,5 | 91 | 127 |   |   |   |   |   |   |     | 15-1505         |  |     | 33 | 24 | 52,3  | 84,4  | 54   |   | 22 x 1,5 |   |   |   | 7  | 1   |
| 13-0522         |  |     |   |   | 22   | 72 | 127 |   |   |   |   |   |   |     | 15-1506         |  |     | 30 | 26 | 54,4  | 91    | 56   |   | 24 x 1,5 |   |   |   | 7  | 1   |
| 13-0523         |  |     |   |   | 17   | 68 | 100 |   |   |   |   |   |   |     | 15-1506A        |  |     | 30 | 26 | 54,4  | 91    | 56   |   | 24 x 1,5 |   |   |   | 7  | 1   |

































































QUOTE DIMENSIONALI TRASMISSIONI - DIMENSIONS TRANSMISSION



































































| METELLI<br>ref. | Spare<br>Parts  | ABS | A  | B  | C    | D     | E    | F | G        | H   | I  | L   | M  | Fig | METELLI<br>ref. | Spare<br>Parts  | ABS | A  | B  | C  | D  | E    | F    | G        | H    | I    | L   | M  | Fig |
|-----------------|---|-----|----|----|------|-------|------|---|----------|-----|----|-----|----|-----|-----------------|---|-----|----|----|----|----|------|------|----------|------|------|-----|----|-----|
| <b>OPEL</b>     |   |     |    |    |      |       |      |   |          |     |    |     |    |     | <b>OPEL</b>     |   |     |    |    |    |    |      |      |          |      |      |     |    |     |
| <b>15-1555</b>  |    | 43  | 25 | 21 | 49   | 75,1  | 52   |   | 18 x 1,5 |     |    |     | 3  | 1   | <b>17-0361</b>  |    | 29  | 33 | 25 | 34 | 90 | 97   |      | 20 x 1   | 108  | 42   | 653 | s8 |     |
| <b>15-1592</b>  |    |     | 25 | 23 | 51   | 82,1  | 48,2 |   | 24 x 1,5 |     |    |     | 4  | 1   | <b>17-0477</b>  |    | 29  | 22 |    | 22 | 74 | 77   | 30   | 20 x 1   | 97   | 57,5 | 560 |    |     |
| <b>15-1593</b>  |    |     | 22 | 21 | 51   | 75,1  | 40,5 |   | 22 x 1,5 |     |    |     | 4a | 1   | <b>17-0478</b>  |    |     | 22 |    | 22 | 74 | 77   | 30   | 20 x 1   | 97   | 57,5 | 912 |    |     |
| <b>15-1594</b>  |    |     | 22 | 27 | 51   | 75,4  | 40,5 |   | 22 x 1,5 |     |    |     | 4a | 3   | <b>17-0479</b>  |    |     | 22 |    |    | 74 | 74,6 | 37,5 | 20 x 1   | 97   | 57,5 | 582 |    |     |
| <b>15-1599</b>  |    |     | 30 | 28 | 55,4 | 92,1  | 52,5 |   | 24 x 1,5 |     |    |     | 7  | 1   | <b>17-0480</b>  |    |     | 22 |    |    | 74 | 74,6 | 37,5 | 20 x 1   | 97   | 57,5 | 932 |    |     |
| <b>15-1613</b>  |    |     | 33 | 26 | 52,5 | 90,9  | 54   |   | 22 x 1,5 |     |    |     | 7  | 1   | <b>17-0481</b>  |    |     | 22 |    |    | 81 |      |      | 20 x 1   |      |      | 580 |    |     |
| <b>15-1618</b>  |    | 29  | 33 | 35 | 55,8 | 87,8  | 54   |   | -        |     |    |     | 6  | 2   | <b>17-0482</b>  |    |     | 22 |    |    | 81 |      |      | 20 x 1   |      |      | 932 |    |     |
| <b>15-1666</b>  |    |     | 30 | 34 | 54,5 | 93,27 | 58,2 |   | 24 x 2   |     |    |     | 5  | 3   | <b>17-0483</b>  |    |     | 22 |    |    | 81 |      |      | 20 x 1   |      |      | 580 |    |     |
| <b>15-1672</b>  |    | 43  | 23 | 20 | 49   | 72,5  | 53,2 |   | 18 x 1,5 |     |    |     | 3  | 1   | <b>17-0484</b>  |    |     | 22 |    |    | 81 |      |      | 20 x 1   |      |      | 932 |    |     |
| <b>15-1690</b>  |    |     | 30 | 24 | 51,2 | 84,4  | 93,7 |   | 24 X 1,5 |     |    |     | 7  | 1   | <b>17-0552</b>  |    |     | 22 |    | 22 | 82 | 79   | 30   | 20 x 1   | 98   | 57,5 | 561 | s3 |     |
| <b>15-1693</b>  |    |     | 33 | 23 | 51,9 | 82    | 56,7 |   | 22 x 1,5 |     |    |     | 7  | 1   | <b>17-0553</b>  |    |     | 22 |    | 22 | 82 | 79   | 30   | 20 x 1   | 98   | 57,5 | 910 | s3 |     |
| <b>15-1723</b>  |    |     | 25 | 21 | 49   | 75,1  | 50,2 |   | 18 x 1,5 |     |    |     | 5  | 1   | <b>17-0554</b>  |    |     | 33 | 22 | 22 | 81 | 82   |      | 20 x 1   | 104  | 58   | 595 | s9 |     |
| <b>15-1724</b>  |    |     | 25 | 20 | 49   | 72,3  | 50,2 |   | 18 x 1,5 |     |    |     | 5  | 1   | <b>17-0555</b>  |    |     | 33 | 22 | 22 | 81 | 82   |      | 20 x 1   | 104  | 58   | 960 | s9 |     |
| <b>15-1737</b>  |    |     | 33 | 23 | 51,9 | 82    | 58,3 |   | 20 x 1   |     |    |     | 6  | 1   | <b>17-0621</b>  |    |     | 22 | 28 | 22 | 81 | 84   | -    | 20 x 1   | 98   | 58   | 540 | s9 |     |
| <b>16-1006</b>  |    |     | 34 | 22 | 34,9 | 84    |      |   |          |     |    |     |    |     | <b>17-0622</b>  |    |     | 22 | 28 | 22 | 81 | 84   | -    | 20 x 1   | 98   | 58   | 880 | s9 |     |
| <b>16-1008</b>  |    |     | 22 | 22 | 34,9 | 84    |      |   |          |     |    |     |    |     | <b>17-0623</b>  |    |     | 22 | 22 | 22 | 81 | 85   | -    | 20 x 1   | 94   | 58   | 588 | s9 |     |
| <b>16-1016</b>  |    |     |    | 28 |      | 108   |      |   |          |     |    |     |    |     | <b>17-0624</b>  |    |     | 22 | 22 | 22 | 81 | 85   | -    | 20 x 1   | 94   | 58   | 928 | s9 |     |
| <b>16-1026</b>  |    |     | 22 | 28 | 34,9 | 82    |      |   |          |     |    |     |    |     | <b>17-0720</b>  |    | 29  | 22 |    | 22 | 81 | 82   |      | 20 x 1   | 94   | 58   | 960 | s3 |     |
| <b>17-0095</b>  |    |     | 22 | 28 | 22   | 81    | 84   |   | 20 x 1   | 98  | 57 | 563 | s9 |     | <b>17-0721</b>  |    |     | 33 |    | 22 | 90 | 92   |      | 20 x 1   | 108  | 58   | 596 | s3 |     |
| <b>17-0096</b>  |  |     | 22 | 28 | 22   | 81    | 84   |   | 20 x 1   | 98  | 57 | 917 | s9 |     | <b>17-0722</b>  |  |     | 33 |    | 22 | 90 | 92   |      | 20 x 1   | 108  | 58   | 957 | s3 |     |
| <b>17-0271</b>  |  |     | 33 | 25 | 34   | 90    | 94   |   | 20 x 1   | 108 | 57 | 590 | s9 |     | <b>17-0723</b>  |  | 29  | 22 |    | 22 | 82 | 79   |      | 20 x 1   | 98   | 57,5 | 561 | s3 |     |
| <b>17-0272</b>  |  |     | 33 | 25 | 34   | 90    | 101  |   | 20 x 1   | 108 | 57 | 940 | s9 |     | <b>17-0724</b>  |  | 29  | 22 |    | 22 | 82 | 79   |      | 20 x 1   | 98   | 57,5 | 910 | s3 |     |
| <b>17-0273</b>  |  | 29  | 33 | 25 | 34   | 90    | 94   |   | 20 x 1   | 108 | 57 | 590 | s9 |     | <b>17-0765</b>  |  | 29  | 22 |    |    | 74 | 74,6 | 37,5 | 20 x 1   | 97   | 57,5 | 582 |    |     |
| <b>17-0274</b>  |  | 29  | 33 | 25 | 34   | 90    | 101  |   | 20 x 1   | 108 | 57 | 940 | s9 |     | <b>17-0766</b>  |  | 29  | 22 |    |    | 74 | 74,6 | 37,5 | 20 x 1   | 97   | 57,5 | 932 |    |     |
| <b>17-0275</b>  |  | 29  | 22 | 22 | 22   | 80    | 85   |   | 20 x 1   | 94  | 58 | 588 | s9 |     | <b>17-0767</b>  |  | 29  | 22 |    |    | 81 |      |      | 20 x 1   |      |      | 580 |    |     |
| <b>17-0276</b>  |  | 29  | 22 | 22 | 22   | 80    | 85   |   | 20 x 1   | 94  | 58 | 928 | s9 |     | <b>17-0768</b>  |  | 29  | 22 |    |    | 81 |      |      | 20 x 1   |      |      | 932 |    |     |
| <b>17-0279</b>  |  | 29  | 22 | 22 | 22   | 81    | 82   |   | 20 x 1   | 98  | 58 | 563 | s9 |     | <b>17-0769</b>  |  | 29  | 22 |    |    | 81 |      |      | 20 x 1   |      |      | 580 | s5 |     |
| <b>17-0280</b>  |  | 29  | 22 | 22 | 22   | 81    | 82   |   | 20 x 1   | 98  | 58 | 930 | s9 |     | <b>17-0770</b>  |  | 29  | 22 |    |    | 81 |      |      | 20 x 1   |      |      | 932 | s5 |     |
| <b>17-0348</b>  |  | 29  | 33 | 25 | 34   | 90    | 94   |   | 20 x 1   | 108 | 57 | 597 | s9 |     | <b>17-0775</b>  |  | 29  | 22 |    | 22 | 81 | 82   |      | 20 x 1   | 94   | 58   | 593 | s3 |     |
| <b>17-0349</b>  |  | 29  | 33 | 25 | 34   | 90    | 94   |   | 20 x 1   | 108 | 57 | 962 | s9 |     | <b>17-0848</b>  |  |     | 22 | 22 |    | 82 | 74,6 | 37,5 | 20 x 1   | 96,5 | 57,4 | 580 | s3 |     |
| <b>17-0350</b>  |  |     | 33 | 25 | 34   | 90    | 94   |   | 20 x 1   | 108 | 57 | 595 | s9 |     | <b>17-0849</b>  |  |     | 22 | 22 |    | 82 | 74,6 | 37,5 | 20 x 1   | 96,5 | 57,4 | 932 | s3 |     |
| <b>17-0351</b>  |  |     | 33 | 25 | 34   | 90    | 94   |   | 20 x 1   | 108 | 57 | 957 | s9 |     | <b>17-0852</b>  |  |     | 33 | 22 |    | 79 | 82   |      | 22 x 1,5 | 94   | 57   | 590 | s3 |     |































































| METELLI ref.    | Spare Parts   | ABS | A  | B  | C  | D    | E   | F | G        | H  | I    | L   | M  | Fig | METELLI ref.    | Spare Parts   | ABS | A  | B  | C    | D     | E    | F  | G        | H   | I  | L    | M  | Fig |
|-----------------|---|-----|----|----|----|------|-----|---|----------|----|------|-----|----|-----|-----------------|---|-----|----|----|------|-------|------|----|----------|-----|----|------|----|-----|
| <b>OPEL</b>     |   |     |    |    |    |      |     |   |          |    |      |     |    |     | <b>OPEL LCV</b> |   |     |    |    |      |       |      |    |          |     |    |      |    |     |
| <b>17-0853</b>  |    |     | 33 | 22 |    | 79   | 82  |   | 22 x 1,5 | 94 | 57   | 952 | s3 |     | <b>13-0486</b>  |    |     |    |    | 26   | 86    | 138  |    |          |     |    |      |    |     |
| <b>17-0854</b>  |    |     | 33 | 22 |    | 79   | 82  |   | 22 x 1,5 | 94 | 57   | 941 | s3 |     | <b>13-0519</b>  |    |     |    |    | 29,5 | 100,6 | 130  |    |          |     |    |      |    |     |
| <b>17-0855</b>  |    |     | 33 | 22 |    | 85   | 92  |   | 22 x 1,5 | 94 | 57   | 587 | s3 |     | <b>15-1029</b>  |    |     | 22 | 28 | 52   | 81    | 58   |    | 20 x 1,0 |     |    |      | 11 | 3   |
| <b>17-0856</b>  |    |     | 33 | 22 |    | 85   | 92  |   | 22 x 1,5 | 94 | 57   | 951 | s3 |     | <b>15-1116</b>  |    | 29  | 22 | 28 | 52   | 81    | 58   |    | 20 x 1,0 |     |    |      | 11 | 3   |
| <b>17-0891</b>  |    |     | 33 | 34 |    | 85   | 97  |   | 22 x 1,5 | 94 | 42   | 559 | s8 |     | <b>15-1287</b>  |    |     | 33 | 22 | 52   | 81    | 57   |    | 20 x 1,0 |     |    |      | 8  | 3   |
| <b>17-0913</b>  |    |     | 33 | 34 |    | 85   | 94  |   | 22 x 1,5 | 94 | 57   | 593 | s3 |     | <b>15-1289</b>  |    |     | 33 | 25 | 52   | 90    | 56   |    | 20 x 1,0 |     |    |      | 8  | 3   |
| <b>17-1013</b>  |    |     | 25 |    | 25 | 82   | -   | - | 24 x 1,5 | 85 | 57   | 569 |    |     | <b>15-1289A</b> |    | 29  | 33 | 25 | 52   | 90    | 56   |    | 20 x 1,0 |     |    |      | 8  | 3   |
| <b>17-1014</b>  |    |     | 25 |    | 25 | 82   | -   | - | 24 x 1,5 | 85 | 57   | 954 |    |     | <b>15-1371</b>  |    | 51  | 28 | 27 | 67   | 98    | 57,6 |    | 24 x 1,5 |     |    |      | 4  | 2   |
| <b>17-1017</b>  |    |     | 22 |    | 22 | 75,5 | -   | - | 20 x 1,5 | -  | 57,5 | 618 |    |     | <b>15-1400</b>  |    | 29  | 22 | 28 | 52   | 75,6  | 58   |    | 20 x 1,0 |     |    |      | 10 | 3   |
| <b>17-1018</b>  |    |     | 22 |    | 22 | 75,5 | -   | - | 20 x 1,5 | -  | 57,5 | 924 |    |     | <b>15-1437</b>  |    | 29  | 22 | 28 | 52   | 81    | 58   |    | 20 x 1,0 |     |    |      | 11 | 3   |
| <b>17-1019</b>  |    |     | 25 |    | 22 | 82   | -   | - | 24 x 1,5 | 85 | 57,5 | 616 |    |     | <b>15-1451</b>  |    | 29  | 22 | 23 | 52   | 82    | 58   |    | 20 x 1,0 |     |    |      | 15 | 1   |
| <b>17-1020</b>  |    |     | 25 |    | 22 | 82   | -   | - | 24 x 1,5 | 85 | 57,5 | 917 |    |     | <b>15-1452</b>  |    | 29  | 33 | 24 | 52   | 84,5  | 58,8 |    | 20 x 1,0 |     |    |      | 6  | 1   |
| <b>OPEL LCV</b> |   |     |    |    |    |      |     |   |          |    |      |     |    |     | <b>15-1453</b>  |    | 51  | 28 | 36 | 64,5 | 96,5  | 58   |    | 24 x 1,5 |     |    |      | 11 | 2   |
|                 |   |     |    |    |    |      |     |   |          |    |      |     |    |     | <b>15-1504</b>  |    |     | 33 | 22 | 53   | 79,2  | 53   |    | 22 x 1,5 |     |    |      | 7  | 1   |
| <b>13-0007</b>  |    |     |    |    | 23 | 78   | 110 |   |          |    |      |     |    |     | <b>15-1505</b>  |    |     | 33 | 24 | 52,3 | 84,4  | 54   |    | 22 x 1,5 |     |    |      | 7  | 1   |
| <b>13-0009</b>  |    |     |    |    | 22 | 76   | 113 |   |          |    |      |     |    |     | <b>15-1506</b>  |    |     | 30 | 26 | 54,4 | 91    | 56   |    | 24 x 1,5 |     |    |      | 7  | 1   |
| <b>13-0010</b>  |    |     |    |    | 22 | 72   | 127 |   |          |    |      |     |    |     | <b>15-1549</b>  |    |     | 27 | 26 | 56,5 | 91,6  | 59,6 |    | 22 x 1,5 |     |    |      | 3  | 1   |
| <b>13-0012</b>  |    |     |    |    | 25 | 90   | 107 |   |          |    |      |     |    |     | <b>15-1592</b>  |    |     | 25 | 23 | 51   | 82,1  | 48,2 |    | 24 x 1,5 |     |    |      | 4  | 1   |
| <b>13-0028</b>  |    |     |    |    | 23 | 78   | 110 |   |          |    |      |     |    |     | <b>15-1613</b>  |    |     | 33 | 26 | 52,5 | 90,9  | 54   |    | 22 x 1,5 |     |    |      | 7  | 1   |
| <b>13-0222</b>  |   |     |    |    | 25 | 78   | 130 |   |          |    |      |     |    |     | <b>15-1712</b>  |   | 51  | 28 | 36 | 64,5 | 101,9 | 57,1 |    | 24 x 1,5 |     |    |      | 11 | 2   |
| <b>13-0255</b>  |  |     |    |    | 26 | 86   | 138 |   |          |    |      |     |    |     | <b>15-1713</b>  |  | 51  | 28 | 36 | 64,5 | 96,5  | 58   |    | 24 x 1,5 |     |    |      | 11 | 2   |
| <b>13-0275</b>  |  |     |    |    | 22 | 72   | 127 |   |          |    |      |     |    |     | <b>15-1714</b>  |  | 51  | 28 | 36 | 64,5 | 101,9 | 57,1 |    | 24 x 1,5 |     |    |      | 11 | 2   |
| <b>13-0312</b>  |  |     |    |    | 25 | 78   | 130 |   |          |    |      |     |    |     | <b>15-1733</b>  |  |     | 27 | 36 | 56,5 | 101,3 | 60,1 |    | 22 x 1,5 |     |    |      | 5  | 2   |
| <b>13-0313</b>  |  |     |    |    | 26 | 86   | 138 |   |          |    |      |     |    |     | <b>17-0095</b>  |  |     | 22 | 28 | 22   | 81    | 84   |    | 20 x 1   | 98  | 57 | 563  | s9 |     |
| <b>13-0349</b>  |  |     |    |    | 22 | 72   | 97  |   |          |    |      |     |    |     | <b>17-0096</b>  |  |     | 22 | 28 | 22   | 81    | 84   |    | 20 x 1   | 98  | 57 | 917  | s9 |     |
| <b>13-0350</b>  |  |     |    |    | 25 | 78   | 130 |   |          |    |      |     |    |     | <b>17-0196</b>  |  |     | 27 |    |      | 91    |      |    | 22 x 1,5 | 94  |    | 675  | s7 |     |
| <b>13-0351</b>  |  |     |    |    | 26 | 86   | 138 |   |          |    |      |     |    |     | <b>17-0279</b>  |  | 29  | 22 | 22 | 22   | 81    | 82   |    | 20 x 1   | 98  | 58 | 563  | s9 |     |
| <b>13-0377</b>  |  |     |    |    | 26 | 86   | 138 |   |          |    |      |     |    |     | <b>17-0280</b>  |  | 29  | 22 | 22 | 22   | 81    | 82   |    | 20 x 1   | 98  | 58 | 930  | s9 |     |
| <b>13-0392</b>  |  |     |    |    | 25 | 78   | 130 |   |          |    |      |     |    |     | <b>17-0350</b>  |  |     | 33 | 25 | 34   | 90    | 94   |    | 20 x 1   | 108 | 57 | 595  | s9 |     |
| <b>13-0407</b>  |  |     |    |    | 26 | 86   | 138 |   |          |    |      |     |    |     | <b>17-0351</b>  |  |     | 33 | 25 | 34   | 90    | 94   |    | 20 x 1   | 108 | 57 | 957  | s9 |     |
| <b>13-0484</b>  |  |     |    |    | 26 | 86   | 138 |   |          |    |      |     |    |     | <b>17-0378</b>  |  |     | 27 |    | 39   | 91    |      |    | 22 x 1,5 | 94  |    | 1016 | s6 |     |
| <b>13-0485</b>  |  |     |    |    | 26 | 86   | 138 |   |          |    |      |     |    |     | <b>17-0405</b>  |  |     | 28 |    |      | 98    |      | 37 | 24 x 1,5 | 93  |    | 670  | s7 |     |

| METELLI<br>ref. | Spare<br>Parts  | ABS | A  | B  | C  | D     | E    | F    | G        | H    | I     | L    | M   | Fig            | METELLI<br>ref. | Spare<br>Parts  | ABS | A  | B | C    | D     | E   | F  | G        | H  | I   | L    | M | Fig |
|-----------------|---|-----|----|----|----|-------|------|------|----------|------|-------|------|-----|----------------|-----------------|---|-----|----|---|------|-------|-----|----|----------|----|-----|------|---|-----|
| <b>OPEL LCV</b> |   |     |    |    |    |       |      |      |          |      |       |      |     |                | <b>OPEL LCV</b> |   |     |    |   |      |       |     |    |          |    |     |      |   |     |
| <b>17-0406</b>  |    |     | 28 |    | 39 | 98    | 81,1 | 34   | 24 x 1,5 | 93   | 436   | 1120 | s4  |                | <b>17-1028</b>  |    | 51  | 28 |   | 39   | 101,5 | -   | -  | 24 x 1,5 | 96 | 421 | 1126 |   |     |
| <b>17-0407</b>  |    | 51  | 28 |    |    | 98    |      | 37   | 24 x 1,5 | 93   |       | 670  | s7  |                | <b>17-1029</b>  |    | 51  | 28 |   | 39   | 101,5 | 88  | 38 | 24 x 1,5 | 96 | 74  | 685  |   |     |
| <b>17-0408</b>  |    | 51  | 28 |    | 39 | 98    | 81,5 | 34   | 24 x 1,5 | 93   | 435   | 1120 | s4  |                | <b>17-1030</b>  |    | 51  | 28 |   | 39   | 101,5 | 88  | 38 | 24 x 1,5 | 96 | 549 | 1126 |   |     |
| <b>17-0409</b>  |    |     | 28 |    |    | 101,5 |      |      | 24 x 1,5 | 96   |       | 670  | s7  |                | <b>17-1037</b>  |    | 51  | 28 |   | 39   | 101,5 | -   | -  | 24 x 1,5 | 96 | 74  | 701  |   |     |
| <b>17-0410</b>  |    |     | 28 |    |    | 101,5 |      |      | 24 x 1,5 | 96   |       | 1127 | s4  |                | <b>17-1067</b>  |    | 51  | 28 |   | 39   | 101,5 | -   | -  | 24 x 1,5 | 96 | 428 | 1116 |   |     |
| <b>17-0411</b>  |    | 51  | 28 |    |    | 101,5 |      |      | 24 x 1,5 | 96   |       | 670  | s7  | <b>PEUGEOT</b> |                 |   |     |    |   |      |       |     |    |          |    |     |      |   |     |
| <b>17-0412</b>  |    | 51  | 28 |    |    | 101,5 |      |      | 24 x 1,5 | 96   |       | 1127 | s4  |                |                 |   |     |    |   |      |       |     |    |          |    |     |      |   |     |
| <b>17-0479</b>  |    |     | 22 |    |    | 74    | 74,6 | 37,5 | 20 x 1   | 97   | 57,5  | 582  |     |                | <b>13-0019</b>  |    |     |    |   | 20   | 80    | 107 |    |          |    |     |      |   |     |
| <b>17-0480</b>  |    |     | 22 |    |    | 74    | 74,6 | 37,5 | 20 x 1   | 97   | 57,5  | 932  |     |                | <b>13-0054</b>  |    |     |    |   | 20   | 82    | 105 |    |          |    |     |      |   |     |
| <b>17-0481</b>  |    |     | 22 |    |    | 81    |      |      | 20 x 1   |      |       | 580  |     |                | <b>13-0116</b>  |    |     |    |   | 23   | 88    | 101 |    |          |    |     |      |   |     |
| <b>17-0482</b>  |    |     | 22 |    |    | 81    |      |      | 20 x 1   |      |       | 932  |     |                | <b>13-0146</b>  |    |     |    |   | 23   | 88    | 101 |    |          |    |     |      |   |     |
| <b>17-0483</b>  |    |     | 22 |    |    | 81    |      |      | 20 x 1   |      |       | 580  |     |                | <b>13-0147</b>  |    |     |    |   | 26   | 95    | 104 |    |          |    |     |      |   |     |
| <b>17-0484</b>  |    |     | 22 |    |    | 81    |      |      | 20 x 1   |      |       | 932  |     |                | <b>13-0170</b>  |    |     |    |   | 25   | 86    | 96  |    |          |    |     |      |   |     |
| <b>17-0721</b>  |    |     | 33 |    | 22 | 90    | 92   |      | 20 x 1   | 108  | 58    | 596  | s3  |                | <b>13-0172</b>  |    |     |    |   | 28   | 95    | 85  |    |          |    |     |      |   |     |
| <b>17-0722</b>  |    |     | 33 |    | 22 | 90    | 92   |      | 20 x 1   | 108  | 58    | 957  | s3  |                | <b>13-0203</b>  |    |     |    |   | 28   | 74    | 115 |    |          |    |     |      |   |     |
| <b>17-0765</b>  |    | 29  | 22 |    |    | 74    | 74,6 | 37,5 | 20 x 1   | 97   | 57,5  | 582  |     |                | <b>13-0264</b>  |    |     |    |   | 28   | 74    | 115 |    |          |    |     |      |   |     |
| <b>17-0766</b>  |    | 29  | 22 |    |    | 74    | 74,6 | 37,5 | 20 x 1   | 97   | 57,5  | 932  |     |                | <b>13-0315</b>  |    |     |    |   | 31   | 75    | 115 |    |          |    |     |      |   |     |
| <b>17-0767</b>  |    | 29  | 22 |    |    | 81    |      |      | 20 x 1   |      |       | 580  |     |                | <b>13-0342</b>  |    |     |    |   | 26   | 86    | 138 |    |          |    |     |      |   |     |
| <b>17-0768</b>  |    | 29  | 22 |    |    | 81    |      |      | 20 x 1   |      |       | 932  |     |                | <b>13-0344</b>  |    |     |    |   | 22   | 72    | 97  |    |          |    |     |      |   |     |
| <b>17-0769</b>  |    | 29  | 22 |    |    | 81    |      |      | 20 x 1   |      |       | 580  | s5  |                | <b>13-0345</b>  |    |     |    |   | 20   | 68    | 100 |    |          |    |     |      |   |     |
| <b>17-0770</b>  |   | 29  | 22 |    |    | 81    |      |      | 20 x 1   |      |       | 932  | s5  |                | <b>13-0375</b>  |   |     |    |   | 22   | 82    | 126 |    |          |    |     |      |   |     |
| <b>17-0848</b>  |  |     | 22 | 22 |    | 82    | 74,6 | 37,5 | 20 x 1   | 96,5 | 57,4  | 580  | s3  |                | <b>13-0382</b>  |  |     |    |   | 22   | 76    | 113 |    |          |    |     |      |   |     |
| <b>17-0849</b>  |  |     | 22 | 22 |    | 82    | 74,6 | 37,5 | 20 x 1   | 96,5 | 57,4  | 932  | s3  |                | <b>13-0419</b>  |  |     |    |   | 25   | 90    | 107 |    |          |    |     |      |   |     |
| <b>17-0850</b>  |  |     | 27 |    |    | 102   |      | 37   | 22 x 1,5 | 93   |       | 636  | s7  |                | <b>13-0429</b>  |  |     |    |   | 28   | 74    | 115 |    |          |    |     |      |   |     |
| <b>17-0851</b>  |  |     | 27 | 39 |    | 102   | 89   |      | 22 x 1,5 | 93   | 409   | 1058 | s4  |                | <b>13-0483</b>  |  |     |    |   | 25   | 90    | 107 |    |          |    |     |      |   |     |
| <b>17-0861</b>  |  | 51  | 28 |    |    | 101,5 |      | 37   | 24 x 1,5 | 96   |       | 664  | s10 |                | <b>13-0490</b>  |  |     |    |   | 39   | 92    | 106 |    |          |    |     |      |   |     |
| <b>17-0862</b>  |  | 51  | 28 | 39 |    | 101,5 | 84   | 34   | 24 x 1,5 | 96   | 431,8 | 1142 | s4  |                | <b>13-0491</b>  |  |     |    |   | 20   | 68    | 100 |    |          |    |     |      |   |     |
| <b>17-0867</b>  |  |     | 28 |    |    | 101,5 |      | 37   | 24 x 1,5 | 96   |       | 644  | s7  |                | <b>13-0504</b>  |  |     |    |   | 34,9 | 84    | 119 |    |          |    |     |      |   |     |
| <b>17-0868</b>  |  |     | 28 | 39 |    | 101,5 | 81,1 |      | 24 x 1,5 | 96   | 390   | 1154 | s4  |                | <b>13-0506</b>  |  |     |    |   | 40   | 97    | 128 |    |          |    |     |      |   |     |
| <b>17-0869</b>  |  | 51  | 28 |    |    | 101,5 |      | 37   | 24 x 1,5 | 96   |       | 644  | s7  |                | <b>13-0510</b>  |  |     |    |   | 31   | 74    | 110 |    |          |    |     |      |   |     |
| <b>17-0870</b>  |  | 51  | 28 | 39 |    | 101,5 | 81,1 |      | 24 x 1,5 | 96   | 390   | 1154 | s4  |                | <b>13-0511</b>  |  |     |    |   | 34,9 | 84    | 119 |    |          |    |     |      |   |     |
| <b>17-1027</b>  |  |     | 28 |    | 39 | 101,5 | -    | -    | 24 x 1,5 | 96   | 421   | 1126 |     |                | <b>13-0518</b>  |  |     |    |   | 34,9 | 84    | 119 |    |          |    |     |      |   |     |































































| METELLI ref.   | Spare Parts   | ABS | A  | B  | C    | D      | E    | F | G        | H | I | L | M   | Fig | METELLI ref.   | Spare Parts   | ABS | A  | B  | C    | D     | E    | F  | G        | H    | I    | L   | M   | Fig |
|----------------|---|-----|----|----|------|--------|------|---|----------|---|---|---|-----|-----|----------------|---|-----|----|----|------|-------|------|----|----------|------|------|-----|-----|-----|
| <b>PEUGEOT</b> |   |     |    |    |      |        |      |   |          |   |   |   |     |     | <b>PEUGEOT</b> |   |     |    |    |      |       |      |    |          |      |      |     |     |     |
| <b>15-1015</b> |    |     | 25 | 22 | 55,3 | 84     | 46   |   | 24 x 1,5 |   |   |   | 11a | 2   | <b>15-1528</b> |    |     | 24 | 19 | 49,5 | 70,1  | 56   |    | -        |      |      |     | 5a  | 1   |
| <b>15-1063</b> |    |     | 21 | 22 | 56   | 84     | 51   |   | 20 x 1,5 |   |   |   | 3   | 2   | <b>15-1546</b> |    | 48  | 27 | 39 | 58   | 100,3 | 50   |    | 24 x 1,5 |      |      |     | 11  | 2   |
| <b>15-1139</b> |    | 90  | 25 | 34 | 55,3 | 87     | 46   |   | 24 x 1,5 |   |   |   | 11a | 2   | <b>15-1560</b> |    |     | 21 | 22 | 48,6 | 79,2  | 52   |    | 20 x 1,5 |      |      |     | 4a  | 2   |
| <b>15-1142</b> |    |     | 25 | 34 | 55,3 | 90     | 46   |   | 24 x 1,5 |   |   |   | 11a | 2   | <b>15-1568</b> |    | 48  | 21 | 21 | 48,5 | 75,1  | 52   |    | 20 x 1,5 |      |      |     | 4a  | 2   |
| <b>15-1175</b> |    | 29  | 25 | 23 | 55,3 | 87     | 46   |   | 24 x 1,5 |   |   |   | 11a | 2   | <b>15-1569</b> |    | 48  | 25 | 34 | 58,5 | 86    | 46,5 |    | 24 x 1,5 |      |      |     | 11a | 2   |
| <b>15-1176</b> |    | 48  | 25 | 34 | 55,3 | 89,9   | 46   |   | 24 x 1,5 |   |   |   | 11a | 2   | <b>15-1571</b> |    | 29  | 25 | 34 | 58,5 | 86    | 46,5 |    | 24 x 1,5 |      |      |     | 11a | 2   |
| <b>15-1177</b> |    |     | 25 | 23 | 55,3 | 90     | 46   |   | 24 x 1,5 |   |   |   | 11a | 2   | <b>15-1572</b> |    | 48  | 25 | 22 | 58,5 | 79,1  | 47,5 |    | 24 x 1,5 |      |      |     | 11a | 2   |
| <b>15-1179</b> |    | 48  | 28 | 23 | 58,5 | 90     | 53   |   | 24 x 1,5 |   |   |   | 11a | 2   | <b>15-1585</b> |    | 48  | 25 | 34 | 58,5 | 86    | 46,5 |    | 24 x 1,5 |      |      |     | 11a | 2   |
| <b>15-1180</b> |    | 48  | 28 | 27 | 59,1 | 100    | 53   |   | 24 x 1,5 |   |   |   | 11a | 2   | <b>15-1629</b> |    |     | 21 | 21 | 48,5 | 75,1  | 52   |    | 20 x 1,5 |      |      |     | 4a  | 2   |
| <b>15-1182</b> |    | 48  | 25 | 34 | 55,3 | 87     | 46   |   | 24 x 1,5 |   |   |   | 11a | 2   | <b>15-1636</b> |    |     | 28 | 39 | 58,4 | 95    | 53,7 |    | 24 x 1,5 |      |      |     | 11a | 2   |
| <b>15-1206</b> |    | 90  | 25 | 23 | 55,3 | 87     | 46   |   | 24 x 1,5 |   |   |   | 11a | 2   | <b>15-1649</b> |    |     | 21 | 22 | 48,6 | 79,2  | 52   |    | 20 x 1,5 |      |      |     | 4a  | 2   |
| <b>15-1208</b> |    | 48  | 25 | 23 | 55,3 | 87     | 46   |   | 24 x 1,5 |   |   |   | 11a | 2   | <b>15-1675</b> |    |     | 25 | 34 | 58,5 | 86    | 46,5 |    | 24 x 1,5 |      |      |     | 11a | 2   |
| <b>15-1216</b> |    | 29  | 25 | 34 | 55,3 | 87     | 46   |   | 24 x 1,5 |   |   |   | 11a | 2   | <b>15-1711</b> |    |     | 25 | 39 | 58,4 | 94,9  | 88,7 |    | 24 x 1,5 |      |      |     | 11a | 2   |
| <b>15-1222</b> |    | 48  | 27 | 34 | 58,6 | 89,9   | 49   |   | 24 x 1,5 |   |   |   | 11  | 2   | <b>15-1719</b> |    |     | 28 | 39 | 58,4 | 95    | 53,7 |    | 24 x 1,5 |      |      |     | 11a | 2   |
| <b>15-1224</b> |    | 48  | 27 | 39 | 59   | 100,45 | 49,5 |   | 24 x 1,5 |   |   |   | 11  | 2   | <b>15-1720</b> |    | 48  | 21 | 21 | 48,5 | 75,1  | 52   |    | 20 x 1,5 |      |      |     | 4a  | 2   |
| <b>15-1259</b> |    |     | 25 | 31 | 55,3 | 84     | 46   |   | 24 x 1,5 |   |   |   | 11a | 2   | <b>15-1729</b> |    |     | 21 | 34 | 48,1 | 85,9  | 50,4 |    | 20 x 1,5 |      |      |     | 4a  | 2   |
| <b>15-1263</b> |    | 29  | 28 | 23 | 57,5 | 99,8   | 53   |   | 24 x 1,5 |   |   |   | 11a | 2   | <b>17-0004</b> |    |     | 21 |    | 22   | 76,5  | 71,5 | 30 | 20 x 1,5 | 81   | 65,5 | 616 | s3  |     |
| <b>15-1264</b> |    | 29  | 28 | 27 | 59   | 99,8   | 53   |   | 24 x 1,5 |   |   |   | 11a | 2   | <b>17-0005</b> |    |     | 21 |    | 22   | 76,5  | 71,5 | 30 | 20 x 1,5 | 81   | 93,5 | 800 | s3  |     |
| <b>15-1282</b> |    | 29  | 25 | 34 | 55,7 | 99,8   | 46   |   | 24 x 1,5 |   |   |   | 11a | 2   | <b>17-0006</b> |    |     | 21 |    | 24   | 86,5  | 70,5 | 30 | 20 x 1,5 | 76   | 69,5 | 565 | s5  |     |
| <b>15-1292</b> |  | 29  | 25 | 34 | 59   | 98,9   | 46   |   | 24 x 1,5 |   |   |   | 11a | 2   | <b>17-0007</b> |  |     | 21 |    | 24   | 86,5  | 70,5 |    | 20 x 1,5 | 76   | 347  | 840 | s6  |     |
| <b>15-1382</b> |  | 48  | 21 | 22 | 50   | 80,8   | 52   |   | 20 x 1,5 |   |   |   | 4a  | 2   | <b>17-0014</b> |  |     | 21 |    | 22   | 76,5  | 71,5 | 30 | 20 x 1,5 | 75   | 65   | 614 | s3  |     |
| <b>15-1455</b> |  |     | 25 | 34 | 58,3 | 86     | 46   |   | 24 x 1,5 |   |   |   | 11a | 2   | <b>17-0015</b> |  |     | 21 |    | 22   | 76,5  | 71,5 | 30 | 20 x 1,5 | 75   | 93,5 | 798 | s3  |     |
| <b>15-1456</b> |  |     | 25 | 22 | 58,7 | 79,5   | 47,7 |   | 24 x 1,5 |   |   |   | 11a | 2   | <b>17-0016</b> |  |     | 21 |    | 22   | 76,5  | 71,5 | 30 | 20 x 1,5 | 76   | 68   | 710 | s3  |     |
| <b>15-1468</b> |  | 48  | 25 | 39 | 58,5 | 100    | 46   |   | 24 x 1,5 |   |   |   | 11a | 2   | <b>17-0017</b> |  |     | 21 |    | 22   | 76,5  | 71,5 | 30 | 20 x 1,5 | 75   | 65   | 574 | s3  |     |
| <b>15-1469</b> |  |     | 28 | 34 | 58,4 | 86     | 52,3 |   | 24 x 1,5 |   |   |   | 11a | 2   | <b>17-0018</b> |  |     | 21 |    | 22   | 76,5  | 71,5 | 30 | 20 x 1,5 | 75   | 328  | 833 | s4  |     |
| <b>15-1470</b> |  |     | 28 | 39 | 58,5 | 100,3  | 52   |   | 24 x 1,5 |   |   |   | 11a | 2   | <b>17-0019</b> |  |     | 21 |    | 22   | 86,5  | 71,5 | 30 | 20 x 1,5 | 76,5 | 65   | 575 | s3  |     |
| <b>15-1494</b> |  |     | 27 | 28 | 58   | 92     | 49   |   | 24 x 1,5 |   |   |   | 11  | 1   | <b>17-0020</b> |  |     | 21 |    | 22   | 86,5  | 71,5 | 30 | 20 x 1,5 | 76,5 | 328  | 835 | s4  |     |
| <b>15-1496</b> |  |     | 25 | 39 | 58,5 | 100    | 46   |   | 24 x 1,5 |   |   |   | 11a | 2   | <b>17-0021</b> |  |     | 25 |    | 24   | 90    | 76,5 | 33 | 24 x 1,5 | 80   | 69,5 | 567 | s5  |     |
| <b>15-1498</b> |  |     | 21 | 28 | 49   | 81     | 51   |   | 20 x 1,5 |   |   |   | 4a  | 3   | <b>17-0022</b> |  |     | 25 |    | 24   | 90    | 76,5 | 33 | 24 x 1,5 | 80   | 350  | 840 | s6  |     |
| <b>15-1499</b> |  |     | 21 | 27 | 49   | 75,3   | 51,5 |   | 20 x 1,5 |   |   |   | 4a  | 3   | <b>17-0023</b> |  |     | 25 |    | 24   | 84    | 81   | 33 | 24 x 1,5 | 80   | 70   | 591 | s5  |     |
| <b>15-1500</b> |  |     | 21 | 28 | 49   | 81     | 51   |   | -        |   |   |   | 4a  | 3   | <b>17-0024</b> |  |     | 25 |    |      | 84    |      |    | 24 x 1,5 | 80   |      | 867 | s6  |     |
| <b>15-1515</b> |  |     | 24 | 20 | 49,5 | 73     | 55   |   | -        |   |   |   | 5a  | 1   | <b>17-0025</b> |  |     | 21 |    | 24   | 86,5  | 70,5 | 30 | 20 x 1,5 | 76,5 | 69,5 | 570 | s5  |     |



























































QUOTE DIMENSIONALI TRASMISSIONI - DIMENSIONS TRANSMISSION

| METELLI<br>ref. | Spare<br>Parts  | ABS | A  | B | C  | D    | E    | F    | G        | H    | I     | L   | M  | Fig | METELLI<br>ref. | Spare<br>Parts  | ABS | A  | B | C  | D    | E    | F        | G        | H  | I    | L   | M   | Fig |
|-----------------|---|-----|----|---|----|------|------|------|----------|------|-------|-----|----|-----|-----------------|---|-----|----|---|----|------|------|----------|----------|----|------|-----|-----|-----|
| <b>PEUGEOT</b>  |   |     |    |   |    |      |      |      |          |      |       |     |    |     | <b>PEUGEOT</b>  |   |     |    |   |    |      |      |          |          |    |      |     |     |     |
| <b>17-0026</b>  |    |     | 21 |   | 24 | 86,5 | 70,5 |      | 20 x 1,5 | 75,8 | 347,5 | 845 | s6 |     | <b>17-0147</b>  |    | 48  | 21 |   | 22 | 86,5 | 71,5 | 30       | 20 x 1,5 | 76 | 253  | 802 | s4  |     |
| <b>17-0027</b>  |    |     | 25 |   | 24 | 86,5 | 70,5 | 30   | 24 x 1,5 | 78,5 | 69,5  | 575 | s5 |     | <b>17-0164</b>  |    |     | 25 |   | 24 | 90   | 81   | 33       | 24 x 1,5 | 80 | 61,5 | 600 | s5  |     |
| <b>17-0028</b>  |    |     | 25 |   | 24 | 86,5 | 70,5 | 30   | 24 x 1,5 | 78,5 | 350   | 844 | s6 |     | <b>17-0165</b>  |    |     | 25 |   | 24 | 90   | 81   | 33       | 24 x 1,5 | 80 | 355  | 887 | s6  |     |
| <b>17-0058</b>  |    |     | 25 |   | 24 | 84   | 81   | 33   | 24 x 1,5 | 80   | 69,5  | 607 | s5 |     | <b>17-0166</b>  |    | 29  | 25 |   | 24 | 88   | 81   | 33       | 24 x 1,5 | 80 | 61,5 | 600 | s5  |     |
| <b>17-0059</b>  |    |     | 25 |   | 24 | 84   | 81   | 33   | 24 x 1,5 | 80   | 350   | 885 | s6 |     | <b>17-0167</b>  |    | 29  | 25 |   | 24 | 88   | 81   | 33       | 24 x 1,5 | 80 | 355  | 887 | s6  |     |
| <b>17-0062</b>  |    |     | 21 |   | 22 | 86,5 | 71,5 | 30   | 20 x 1,5 | 76,5 | 65    | 615 | s3 |     | <b>17-0174</b>  |    |     | 28 |   | 24 | 90   | 81   | 33       | 24 x 1,5 | 90 | 355  | 937 | s4  |     |
| <b>17-0063</b>  |    |     | 21 |   | 22 | 86,5 | 69,8 |      | 20 x 1,5 | 75,8 | 328   | 877 | s4 |     | <b>17-0175</b>  |    |     | 28 |   | 24 | 90   | 81   | 33       | 24 x 1,5 | 90 | 62   | 652 | s3  |     |
| <b>17-0064</b>  |    | 48  | 25 |   | 22 | 84   | 71,5 | 30   | 24 x 1,5 | 80   | 65    | 615 | s3 |     | <b>17-0176</b>  |    | 29  | 28 |   | 37 | 100  | 101  | 50       | 24 x 1,5 | 90 | 365  | 936 | s4  |     |
| <b>17-0065</b>  |    | 48  | 25 |   | 22 | 84   | 71,5 | 30   | 24 x 1,5 | 80   | 328   | 878 | s4 |     | <b>17-0177</b>  |    | 29  | 28 |   | 37 | 100  | 101  | 50       | 24 x 1,5 | 90 | 69   | 648 | s3  |     |
| <b>17-0066</b>  |    | 29  | 25 |   | 22 | 84   | 71,5 | 30   | 24 x 1,5 | 79   | 65    | 615 | s3 |     | <b>17-0283</b>  |    |     | 25 |   | 24 | 90   | 81   | 33       | 24 x 1,5 | 80 | 69,5 | 626 | s5  |     |
| <b>17-0067</b>  |    | 29  | 25 |   | 22 | 84   | 71,5 | 30   | 24 x 1,5 | 79   | 328   | 878 | s4 |     | <b>17-0284</b>  |    |     | 25 |   | 24 | 90   | 81   | 33       | 24 x 1,5 | 80 | 350  | 905 | s6  |     |
| <b>17-0068</b>  |    |     | 25 |   | 22 | 84   | 71,5 | 30   | 24 x 1,5 | 80   | 58,5  | 608 | s3 |     | <b>17-0285</b>  |    | 29  | 25 |   | 24 | 90   | 81   | 33       | 24 x 1,5 | 80 | 69,5 | 626 | s5  |     |
| <b>17-0069</b>  |    |     | 25 |   | 22 | 84   | 71,5 | 30   | 24 x 1,5 | 80   | 333   | 878 | s4 |     | <b>17-0286</b>  |    | 29  | 25 |   | 24 | 90   | 81   | 33       | 24 x 1,5 | 80 | 350  | 905 | s6  |     |
| <b>17-0070</b>  |    | 48  | 25 |   | 22 | 84   | 71,5 | 30   | 24 x 1,5 | 80   | 58,5  | 608 | s3 |     | <b>17-0287</b>  |    |     | 25 |   | 24 | 90   | 81   | 33       | 24 x 1,5 | 80 | 61,5 | 619 | s5  |     |
| <b>17-0072</b>  |    | 29  | 25 |   | 22 | 84   | 71,5 | 30   | 24 x 1,5 | 79   | 58,5  | 608 | s3 |     | <b>17-0288</b>  |    | 29  | 25 |   | 24 | 90   | 81   | 33       | 24 x 1,5 | 80 | 61,5 | 619 | s5  |     |
| <b>17-0097</b>  |    |     | 23 |   | 23 | 86,5 | 77,5 | 34   | 22 x 1,5 | 83   | 63    | 730 | s3 |     | <b>17-0291</b>  |    | 29  | 25 |   | 37 | 100  | 89   | 38,7     | 24 x 1,5 | 89 | 68,5 | 621 | s3  |     |
| <b>17-0098</b>  |    |     | 21 |   | 22 | 86,5 | 71,5 | 30   | 20 x 1,5 | 76,5 | 68    | 715 | s3 |     | <b>17-0292</b>  |    | 29  | 25 |   | 37 | 100  | 89   | 38,7     | 24 x 1,5 | 89 | 362  | 925 | s6  |     |
| <b>17-0100</b>  |    |     | 21 |   | 22 | 86,5 | 71,5 | 30   | 20 x 1,5 | 76,5 | 65    | 586 | s3 |     | <b>17-0379</b>  |    |     | 21 |   | 22 | 79   | 76,5 | 32       | 20 x 1,5 | 86 | 65   | 612 | s3  |     |
| <b>17-0101</b>  |    |     | 21 |   | 22 | 86,5 | 71,5 | 30   | 20 x 1,5 | 76,5 | 328   | 845 | s4 |     | <b>17-0380</b>  |    |     | 21 |   | 22 | 79   | 76,5 | 32       | 20 x 1,5 | 86 | 317  | 887 | s4  |     |
| <b>17-0103</b>  |  |     | 21 |   | 22 | 86,5 | 71,5 | 30   | 20 x 1,5 | 76   | 58,5  | 609 | s3 |     | <b>17-0381</b>  |  | 48  | 21 |   | 22 | 79   | 76,5 | 32       | 20 x 1,5 | 86 | 65   | 612 | s3  |     |
| <b>17-0104</b>  |  |     | 21 |   | 22 | 86,5 | 71,5 | 30   | 20 x 1,5 | 76   | 253   | 802 | s4 |     | <b>17-0382</b>  |  | 48  | 21 |   | 22 | 79   | 76,5 | 32       | 20 x 1,5 | 86 | 317  | 887 | s4  |     |
| <b>17-0130</b>  |  | 48  | 21 |   | 22 | 76,5 | 71,5 | 30   | 20 x 1,5 | 75   | 65    | 614 | s3 |     | <b>17-0383</b>  |  |     | 21 |   | 79 |      |      | 20 x 1,5 | 86       |    | 604  | s3  |     |     |
| <b>17-0131</b>  |  | 48  | 21 |   | 22 | 76,5 | 71,5 | 30   | 20 x 1,5 | 75   | 93,5  | 798 | s3 |     | <b>17-0385</b>  |  | 48  | 21 |   | 79 |      |      | 20 x 1,5 | 86       |    | 604  | s3  |     |     |
| <b>17-0138</b>  |  |     | 27 |   | 24 | 90   | 81   | 33   | 24 x 1,5 | 82   | 62    | 647 | s3 |     | <b>17-0387</b>  |  |     | 21 |   | 24 | 90   | 81   |          | 20 x 1,5 | 86 | 69,5 | 604 | s5  |     |
| <b>17-0139</b>  |  |     | 27 |   | 24 | 90   | 81   | 33   | 24 x 1,5 | 82   | 350   | 936 | s4 |     | <b>17-0388</b>  |  |     | 21 |   | 24 | 90   | 81   |          | 20 x 1,5 | 86 | 336  | 903 | s6  |     |
| <b>17-0140</b>  |  | 48  | 27 |   | 24 | 90   | 81   | 33   | 24 x 1,5 | 82   | 62    | 647 | s3 |     | <b>17-0389</b>  |  | 48  | 21 |   | 24 | 90   | 81   |          | 20 x 1,5 | 86 | 69,5 | 604 | s5  |     |
| <b>17-0141</b>  |  | 48  | 27 |   | 24 | 90   | 81   | 33   | 24 x 1,5 | 82   | 350   | 936 | s4 |     | <b>17-0390</b>  |  | 48  | 21 |   | 24 | 90   | 81   |          | 20 x 1,5 | 86 | 336  | 903 | s6  |     |
| <b>17-0142</b>  |  |     | 27 |   | 37 | 100  | 89   | 38,7 | 24 x 1,5 | 82   | 68,5  | 642 | s3 |     | <b>17-0391</b>  |  |     | 25 |   | 24 | 90   | 81   | 33       | 24 x 1,5 | 80 | 61,5 | 592 | s5  |     |
| <b>17-0143</b>  |  |     | 27 |   | 37 | 100  | 89   | 38,7 | 24 x 1,5 | 82   | 369   | 942 | s4 |     | <b>17-0392</b>  |  |     | 25 |   | 24 | 90   | 81   | 33       | 24 x 1,5 | 80 | 336  | 891 | s6  |     |
| <b>17-0144</b>  |  | 48  | 27 |   | 37 | 100  | 89   | 38,7 | 24 x 1,5 | 82   | 68,5  | 641 | s3 |     | <b>17-0393</b>  |  | 48  | 25 |   | 24 | 90   | 81   | 33       | 24 x 1,5 | 80 | 61,5 | 592 | s5  |     |
| <b>17-0145</b>  |  | 48  | 27 |   | 37 | 100  | 89   | 38,7 | 24 x 1,5 | 82   | 369   | 942 | s4 |     | <b>17-0394</b>  |  | 48  | 25 |   | 24 | 90   | 81   | 33       | 24 x 1,5 | 80 | 336  | 891 | s6  |     |
| <b>17-0146</b>  |  | 48  | 21 |   | 22 | 86,5 | 71,5 | 30   | 20 x 1,5 | 76   | 58,5  | 609 | s3 |     | <b>17-0486</b>  |  | 48  | 21 |   | 22 | 86,5 | 71,5 | 30       | 20 x 1,5 | 86 | 58   | 618 | s16 |     |

| METELLI<br>ref. | Spare<br>Parts  | ABS | A  | B  | C  | D    | E    | F  | G        | H    | I    | L   | M   | Fig | METELLI<br>ref.    | Spare<br>Parts  | ABS | A  | B  | C    | D    | E   | F        | G        | H    | I   | L  | M | Fig |
|-----------------|---|-----|----|----|----|------|------|----|----------|------|------|-----|-----|-----|--------------------|---|-----|----|----|------|------|-----|----------|----------|------|-----|----|---|-----|
| <b>PEUGEOT</b>  |   |     |    |    |    |      |      |    |          |      |      |     |     |     | <b>PEUGEOT</b>     |   |     |    |    |      |      |     |          |          |      |     |    |   |     |
| <b>17-0487</b>  |    | 48  | 21 |    | 22 | 86,5 | 71,5 | 30 | 20 x 1,5 | 86   | 240  | 814 | s4  |     | <b>17-0920</b>     |    |     | 24 | 23 | 70,2 | 70,3 |     | 22 x 1,5 | 90,7     | 60,3 | 650 | s3 |   |     |
| <b>17-0488</b>  |    |     | 21 |    | 22 | 86,5 | 71,5 | 30 | 20 x 1,5 | 86   | 58   | 618 | s16 |     | <b>17-0921</b>     |    |     | 24 | 23 | 70,2 | 70,3 |     | 22 x 1,5 | 90,7     | 60,3 | 840 | s3 |   |     |
| <b>17-0489</b>  |    |     | 21 |    | 22 | 86,5 | 71,5 | 30 | 20 x 1,5 | 86   | 240  | 814 | s4  |     | <b>17-1021</b>     |    |     | 25 | 24 | 90   | 81   | 33  | 24 x 1,5 | 80       | 69,5 | 600 |    |   |     |
| <b>17-0492</b>  |    |     | 21 |    |    | 76,5 |      |    | 20 x 1,5 | 86   |      | 623 | s16 |     | <b>17-1022</b>     |    | 48  | 25 | 24 | 90   | 81   | 33  | 24 x 1,5 | 80       | 69,5 | 600 |    |   |     |
| <b>17-0493</b>  |    |     | 21 |    |    | 76,5 |      |    | 20 x 1,5 | 86   |      | 805 | s16 |     | <b>17-1023</b>     |    |     | 28 | 37 | 100  | -    | -   | 24 x 1,5 | -        | 68   | 655 |    |   |     |
| <b>17-0494</b>  |    | 48  | 21 |    |    | 76,5 |      |    | 20 x 1,5 | 86   |      | 623 | s16 |     | <b>17-1024</b>     |    |     | 28 | 37 | 100  | -    | -   | 24 x 1,5 | -        | 399  | 969 |    |   |     |
| <b>17-0495</b>  |    | 48  | 21 | 22 |    | 76,5 | 70   |    | 20 x 1,5 | 86   | 74   | 805 | s16 |     | <b>17-1025</b>     |    | 48  | 21 | 22 | 75   | 76,5 | 32  | 20 x 1,5 | -        | 65   | 610 |    |   |     |
| <b>17-0556</b>  |    |     | 25 |    | 24 | 90   | 81   | 33 | 24 x 1,5 | 80   | 70   | 605 | s5  |     | <b>17-1026</b>     |    | 48  | 21 | 22 | 75   | 76,5 | 32  | 20 x 1,5 | -        | 330  | 885 |    |   |     |
| <b>17-0557</b>  |    |     | 25 |    | 24 | 90   | 76,5 | 33 | 24 x 1,5 | 80   | 350  | 877 | s6  |     | <b>PEUGEOT LCV</b> |   |     |    |    |      |      |     |          |          |      |     |    |   |     |
| <b>17-0558</b>  |    | 29  | 25 |    | 24 | 88   | 81   | 33 | 24 x 1,5 | 80   | 70   | 605 | s5  |     | <b>13-0022</b>     |    |     |    |    | 24   | 95   | 150 |          |          |      |     |    |   |     |
| <b>17-0560</b>  |    |     | 25 |    |    | 79   |      |    | 24 x 1,5 | 79   |      | 597 |     |     | <b>13-0054</b>     |    |     |    |    | 20   | 82   | 105 |          |          |      |     |    |   |     |
| <b>17-0561</b>  |    |     | 25 |    |    | 79   |      |    | 24 x 1,5 | 79   |      | 879 |     |     | <b>13-0109</b>     |    |     |    |    | 33   | 111  | 93  |          |          |      |     |    |   |     |
| <b>17-0562</b>  |    | 48  | 25 |    |    | 79   |      |    | 24 x 1,5 | 79   |      | 597 |     |     | <b>13-0170</b>     |    |     |    |    | 25   | 86   | 96  |          |          |      |     |    |   |     |
| <b>17-0563</b>  |    | 48  | 25 |    |    | 79   |      |    | 24 x 1,5 | 79   |      | 879 |     |     | <b>13-0172</b>     |    |     |    |    | 28   | 95   | 85  |          |          |      |     |    |   |     |
| <b>17-0564</b>  |    | 29  | 25 |    |    | 88   |      |    | 24 x 1,5 | 79   |      | 601 |     |     | <b>13-0203</b>     |    |     |    |    | 28   | 74   | 115 |          |          |      |     |    |   |     |
| <b>17-0565</b>  |    | 29  | 25 |    |    | 88   |      |    | 24 x 1,5 | 79   |      | 888 |     |     | <b>13-0287</b>     |    |     |    |    | 25   | 78   | 130 |          |          |      |     |    |   |     |
| <b>17-0616</b>  |    |     | 25 |    | 23 | 86,5 | 71,5 | 30 | 24 x 1,5 | 78,5 | 63,5 | 735 | s16 |     | <b>13-0308</b>     |    |     |    |    | 31   | 75   | 115 |          |          |      |     |    |   |     |
| <b>17-0728</b>  |    |     | 25 |    |    | 79   |      |    | 24 x 1,5 | 79   | 58   | 629 |     |     | <b>13-0315</b>     |    |     |    |    | 31   | 75   | 115 |          |          |      |     |    |   |     |
| <b>17-0729</b>  |   |     | 25 |    |    | 79   |      |    | 24 x 1,5 | 79   | 330  | 913 |     |     | <b>13-0375</b>     |  |     |    |    | 22   | 82   | 126 |          |          |      |     |    |   |     |
| <b>17-0730</b>  |  |     | 25 |    | 24 | 88   |      |    | 24 x 1,5 | 79   | 70   | 633 |     |     | <b>13-0419</b>     |  |     |    |    | 25   | 90   | 107 |          |          |      |     |    |   |     |
| <b>17-0731</b>  |  |     | 25 |    | 24 | 88   |      |    | 24 x 1,5 | 79   | 350  | 928 |     |     | <b>13-0420</b>     |  |     |    |    | 23   | 78   | 90  |          |          |      |     |    |   |     |
| <b>17-0732</b>  |  |     | 25 |    | 24 | 88   |      |    | 24 x 1,5 | 79   | 62   | 625 |     |     | <b>13-0428</b>     |  |     |    |    | 31   | 75   | 115 |          |          |      |     |    |   |     |
| <b>17-0733</b>  |  | 48  | 25 |    | 24 | 90   |      |    | 24 x 1,5 | 80   | 70   | 627 | s5  |     | <b>13-0488</b>     |  |     |    |    | 27   | 90   | 140 |          |          |      |     |    |   |     |
| <b>17-0734</b>  |  | 48  | 25 |    | 24 | 90   | 81   |    | 24 x 1,5 | 80   | 350  | 910 | s6  |     | <b>13-0489</b>     |  |     |    |    | 30,5 | 104  | 125 |          |          |      |     |    |   |     |
| <b>17-0735</b>  |  | 48  | 25 |    | 24 | 90   | 81   |    | 24 x 1,5 | 80   | 62   | 622 | s5  |     | <b>13-0502</b>     |  |     |    |    | 33   | 110  | 160 |          |          |      |     |    |   |     |
| <b>17-0736</b>  |  | 48  | 25 |    | 37 | 100  | 89   |    | 24 x 1,5 | 89   | 68,5 | 622 | s5  |     | <b>13-0504</b>     |  |     |    |    | 34,9 | 84   | 119 |          |          |      |     |    |   |     |
| <b>17-0737</b>  |  | 48  | 25 |    | 37 | 100  | 89   |    | 24 x 1,5 | 89   | 361  | 926 | s6  |     | <b>13-0509</b>     |  |     |    |    | 34,9 | 84   | 119 |          |          |      |     |    |   |     |
| <b>17-0796</b>  |  | 48  | 25 |    | 22 | 87   | 69,5 |    | 24 x 1,5 | 79,2 | 333  | 877 | s4  |     | <b>13-0511</b>     |  |     |    |    | 34,9 | 84   | 119 |          |          |      |     |    |   |     |
| <b>17-0831</b>  |  |     | 27 | 37 |    | 92   | 89,4 |    | 24 x 1,4 | 81   | 68,5 | 647 | s3  |     | <b>13-0527</b>     |  |     |    |    | 30,5 | 104  | 125 |          |          |      |     |    |   |     |
| <b>17-0832</b>  |  |     | 27 | 37 |    | 92   | 89,4 |    | 24 x 1,4 | 81   | 369  | 965 | s4  |     | <b>13-0542</b>     |  |     |    |    | 20   | 68   | 100 |          |          |      |     |    |   |     |
| <b>17-0857</b>  |  |     | 24 | 23 |    | 73   | 70,3 |    | 22 x 1,5 | 90,8 | 60   | 593 | s3  |     | <b>15-1020</b>     |  |     | 28 | 27 | 62,9 | 100  | 60  |          | 28 x 1,5 |      |     |    | 4 | 2   |
| <b>17-0858</b>  |  |     | 24 | 23 |    | 73   | 70,3 |    | 22 x 1,5 | 90,8 | 60   | 897 | s3  |     |                    |   |     |    |    |      |      |     |          |          |      |     |    |   |     |



































































































































| METELLI<br>ref.    | Spare<br>Parts  | ABS | A  | B  | C    | D      | E    | F    | G        | H   | I    | L    | M   | Fig             | METELLI<br>ref.   | Spare<br>Parts  | ABS | A  | B  | C  | D   | E   | F    | G        | H   | I    | L    | M  | Fig |  |
|--------------------|---|-----|----|----|------|--------|------|------|----------|-----|------|------|-----|-----------------|---|---|-----|----|----|----|-----|-----|------|----------|-----|------|------|----|-----|--|
| <b>PEUGEOT LCV</b> |   |     |    |    |      |        |      |      |          |     |      |      |     |                 | <b>PEUGEOT LCV</b>  |   |     |    |    |    |     |     |      |          |     |      |      |    |     |  |
| <b>15-1063</b>     |    |     | 21 | 22 | 56   | 84     | 51   |      | 20 x 1,5 |     |      |      | 3   | 2               | <b>17-0134</b>  |    | 29  | 25 |    | 22 | 84  | 75  |      | 24 x 1,5 | 79  | 58   | 592  | s5 |     |  |
| <b>15-1120</b>     |    | 54  | 28 | 39 | 62,9 | 100,4  | 60   |      | 28 x 1,5 |     |      |      | 4   | 2               | <b>17-0135</b>  |    | 29  | 25 |    | 22 | 84  | 75  |      | 24 x 1,5 | 79  | 333  | 865  | s6 |     |  |
| <b>15-1132</b>     |    | 54  | 35 | 45 | 70   | 115,3  | 63   |      | 33 x 1,5 |     |      |      | 11  | 2               | <b>17-0136</b>  |    | 29  | 25 |    |    | 88  |     |      | 24 x 1,5 | 80  | 70   | 593  | s5 |     |  |
| <b>15-1222</b>     |    | 48  | 27 | 34 | 58,6 | 89,9   | 49   |      | 24 x 1,5 |     |      |      | 11  | 2               | <b>17-0137</b>  |    | 29  | 25 |    | 24 | 88  | 81  | 33   | 24 x 1,5 | 80  | 350  | 867  | s6 |     |  |
| <b>15-1224</b>     |    | 48  | 27 | 39 | 59   | 100,45 | 49,5 |      | 24 x 1,5 |     |      |      | 11  | 2               | <b>17-0138</b>  |    |     | 27 |    | 24 | 90  | 81  | 33   | 24 x 1,5 | 82  | 62   | 647  | s3 |     |  |
| <b>15-1236</b>     |    | 54  | 35 | 45 | 70   | 113,6  | 63   |      | 33 x 1,5 |     |      |      | 11  | 2               | <b>17-0139</b>  |    |     | 27 |    | 24 | 90  | 81  | 33   | 24 x 1,5 | 82  | 350  | 936  | s4 |     |  |
| <b>15-1302</b>     |    | 29  | 25 | 34 | 59   | 87     | 46   |      | 24 x 1,5 |     |      |      | 11a | 2               | <b>17-0140</b>  |    | 48  | 27 |    | 24 | 90  | 81  | 33   | 24 x 1,5 | 82  | 62   | 647  | s3 |     |  |
| <b>15-1446</b>     |    | 29  | 25 | 34 | 58,5 | 87,75  | 46   |      | 24 x 1,5 |     |      |      | 11a | 2               | <b>17-0141</b>  |    | 48  | 27 |    | 24 | 90  | 81  | 33   | 24 x 1,5 | 82  | 350  | 936  | s4 |     |  |
| <b>15-1449</b>     |    |     | 25 | 24 | 51   | 84     | 46   |      | 24 x 1,5 |     |      |      | 4   | 1               | <b>17-0142</b>  |    |     | 27 |    | 37 | 100 | 89  | 38,7 | 24 x 1,5 | 82  | 68,5 | 642  | s3 |     |  |
| <b>15-1456</b>     |    |     | 25 | 22 | 58,7 | 79,5   | 47,7 |      | 24 x 1,5 |     |      |      | 11a | 2               | <b>17-0143</b>  |    |     | 27 |    | 37 | 100 | 89  | 38,7 | 24 x 1,5 | 82  | 369  | 942  | s4 |     |  |
| <b>15-1546</b>     |    | 48  | 27 | 39 | 58   | 100,3  | 50   |      | 24 x 1,5 |     |      |      | 11  | 2               | <b>17-0144</b>  |    | 48  | 27 |    | 37 | 100 | 89  | 38,7 | 24 x 1,5 | 82  | 68,5 | 641  | s3 |     |  |
| <b>15-1558</b>     |    | 29  | 25 | 34 | 58,5 | 86     | 46,5 |      | 24 x 1,5 |     |      |      | 11a | 2               | <b>17-0145</b>  |    | 48  | 27 |    | 37 | 100 | 89  | 38,7 | 24 x 1,5 | 82  | 369  | 942  | s4 |     |  |
| <b>15-1585</b>     |    | 48  | 25 | 34 | 58,5 | 86     | 46,5 |      | 24 x 1,5 |     |      |      | 11a | 2               | <b>17-0158</b>  |    | 54  | 35 |    | 41 | 115 | 104 | 50   | 33 x 1,5 | 117 | 70   | 762  | s3 |     |  |
| <b>15-1636</b>     |    |     | 28 | 39 | 58,4 | 95     | 53,7 |      | 24 x 1,5 |     |      |      | 11a | 2               | <b>17-0159</b>  |    | 54  | 35 |    | 41 | 115 | 104 | 50   | 33 x 1,5 | 117 | 391  | 1084 | s6 |     |  |
| <b>15-1637</b>     |    |     | 22 | 22 | 51   | 79,1   | 39,8 |      | 22 x 1,5 |     |      |      | 4a  | 1               | <b>17-0160</b>  |    | 54  | 35 |    | 41 | 115 | 104 | 50   | 33 x 1,5 | 117 | 70   | 762  | s3 |     |  |
| <b>15-1648</b>     |    |     | 22 | 22 | 51   | 79,1   | 39,8 |      | 22 x 1,5 |     |      |      | 4a  | 1               | <b>17-0161</b>  |    | 54  | 35 |    | 41 | 115 | 104 | 50   | 33 x 1,5 | 117 | 391  | 1084 | s6 |     |  |
| <b>15-1675</b>     |    |     | 25 | 34 | 58,5 | 86     | 46,5 |      | 24 x 1,5 |     |      |      | 11a | 2               | <b>17-0639</b>  |    |     | 25 |    |    | 90  |     |      | 24 x 1,5 | 80  |      | 589  |    |     |  |
| <b>15-1717</b>     |    |     | 35 | 27 | 71,5 | 97,9   | 59   |      | 33 x 1,5 |     |      |      | 4   | 2               | <b>17-0640</b>  |    |     | 25 |    |    | 90  |     |      | 24 x 1,5 | 80  |      | 876  |    |     |  |
| <b>15-1718</b>     |    |     | 35 | 29 | 71,4 | 105,9  | 59   |      | 33 x 1,5 |     |      |      | 4   | 2               | <b>17-0641</b>  |    | 29  | 25 |    |    | 90  |     |      | 24 x 1,5 | 80  |      | 587  |    |     |  |
| <b>15-1726</b>     |   |     | 35 | 29 | 71,4 | 105,9  | 59   |      | 33 x 1,5 |     |      |      | 4   | 1               | <b>17-0642</b>  |   | 29  | 25 |    |    | 90  |     |      | 24 x 1,5 | 80  |      | 874  |    |     |  |
| <b>15-1740</b>     |  |     | 25 | 22 | 50,9 | 79     | 46,2 |      | 24 x 1,5 |     |      |      | 4   | 1               | <b>17-0805</b>  |  | 48  | 25 | 24 |    | 88  |     |      | 24 x 1,5 | 79  | 62   | 584  | s3 |     |  |
| <b>17-0078</b>     |  |     | 25 |    | 24   | 90     | 79   |      | 24 x 1,5 | 80  | 70   | 585  | s16 |                 | <b>17-0806</b>  |  | 48  | 25 | 24 |    | 88  |     |      | 24 x 1,5 | 79  | 350  | 875  | s4 |     |  |
| <b>17-0079</b>     |  |     | 25 |    | 24   | 90     | 81   | 33   | 24 x 1,5 | 80  | 350  | 867  | s6  |                 | <b>17-0815</b>  |  |     | 28 | 41 |    | 98  | 89  | 38,7 | 28 x 1,5 | 112 | 70   | 756  | s3 |     |  |
| <b>17-0082</b>     |  |     | 28 |    | 25   | 98     | 100  | 50   | 28 x 1,5 | 112 | 69   | 693  | s5  |                 | <b>17-0816</b>  |  |     | 28 | 41 |    | 98  | 89  | 38,7 | 28 x 1,5 | 112 | 391  | 1077 | s4 |     |  |
| <b>17-0083</b>     |  |     | 28 |    |      | 98     |      | 50   | 28 x 1,5 | 112 |      | 1064 | s5  | <b>PLYMOUTH</b> |   |   |     |    |    |    |     |     |      |          |     |      |      |    |     |  |
| <b>17-0084</b>     |  | 54  | 28 |    | 37   | 98     | 89   | 38,7 | 28 x 1,5 | 112 | 68,5 | 770  | s3  |                 |   |   |     |    |    |    |     |     |      |          |     |      |      |    |     |  |
| <b>17-0085</b>     |  | 54  | 28 |    | 37   | 98     | 89   | 38,7 | 28 x 1,5 | 112 | 369  | 1070 | s6  | <b>13-0025</b>  |  |   |     |    |    | 21 | 73  | 91  |      |          |     |      |      |    |     |  |
| <b>17-0086</b>     |  | 54  | 28 |    | 41   | 98     | 89   | 38,7 | 28 x 1,5 | 112 | 70   | 756  | s3  | <b>13-0046</b>  |  |   |     |    |    | 21 | 73  | 91  |      |          |     |      |      |    |     |  |
| <b>17-0087</b>     |  | 54  | 28 |    | 41   | 98     | 89   | 38,7 | 28 x 1,5 | 112 | 391  | 1077 | s6  | <b>13-0125</b>  |  |   |     |    |    | 22 | 78  | 94  |      |          |     |      |      |    |     |  |
| <b>17-0129</b>     |  |     | 28 |    | 25   | 98     | 100  | 50   | 28 x 1,5 | 112 | 387  | 1070 | s6  | <b>13-0126</b>  |  |   |     |    |    | 23 | 81  | 96  |      |          |     |      |      |    |     |  |
| <b>17-0132</b>     |  |     | 25 |    | 22   | 86,5   | 71,5 | 30   | 24 x 1,5 | 79  | 58,5 | 594  | s5  | <b>13-0247</b>  |  |   |     |    |    | 22 | 83  | 79  |      |          |     |      |      |    |     |  |
| <b>17-0133</b>     |  |     | 25 |    | 22   | 86,5   | 71,5 |      | 24 x 1,5 | 79  | 333  | 865  | s6  | <b>15-1026</b>  |  |   | 25  | 22 |    | 50 | 82  | 63  |      | 22 x 1,5 |     |      |      | 5  | 1   |  |

| METELLI ref.    | Spare Parts   | ABS | A  | B  | C    | D    | E    | F | G        | H | I | L | M  | Fig | METELLI ref.   | Spare Parts   | ABS | A  | B  | C     | D     | E    | F | G | H | I | L        | M | Fig      |   |    |   |  |  |  |  |  |  |  |  |  |  |  |  |  |
|-----------------|---|-----|----|----|------|------|------|---|----------|---|---|---|----|-----|----------------|---|-----|----|----|-------|-------|------|---|---|---|---|----------|---|----------|---|----|---|--|--|--|--|--|--|--|--|--|--|--|--|--|
| <b>PLYMOUTH</b> |   |     |    |    |      |      |      |   |          |   |   |   |    |     | <b>RENAULT</b> |   |     |    |    |       |       |      |   |   |   |   |          |   |          |   |    |   |  |  |  |  |  |  |  |  |  |  |  |  |  |
| 15-1048         |    |     | 25 | 23 | 50   | 78,7 | 64   |   | 22 x 1,5 |   |   |   | 5  | 1   | 13-0225        |    |     |    |    | 28    | 74    | 115  |   |   |   |   |          |   |          |   |    |   |  |  |  |  |  |  |  |  |  |  |  |  |  |
| 15-1147         |    |     | 25 | 23 | 54   | 83   | 62   |   | 22 x 1,5 |   |   |   | 5  | 1   | 13-0245        |    |     |    |    | 19    | 75    | 114  |   |   |   |   |          |   |          |   |    |   |  |  |  |  |  |  |  |  |  |  |  |  |  |
| 15-1148         |    |     | 25 | 23 | 54   | 86,9 | 64,5 |   | 22 x 1,5 |   |   |   | 5  | 1   | 13-0260        |    |     |    |    | 20    | 78    | 103  |   |   |   |   |          |   |          |   |    |   |  |  |  |  |  |  |  |  |  |  |  |  |  |
| 15-1356         |    |     | 26 | 32 | 54   | 90   | 53   |   | 22 x 1,5 |   |   |   | 4  | 2   | 13-0346        |    |     |    |    | 20    | 68    | 100  |   |   |   |   |          |   |          |   |    |   |  |  |  |  |  |  |  |  |  |  |  |  |  |
| <b>PONTIAC</b>  |   |     |    |    |      |      |      |   |          |   |   |   |    |     | 13-0347        |    |     |    |    | 22    | 82    | 126  |   |   |   |   |          |   |          |   |    |   |  |  |  |  |  |  |  |  |  |  |  |  |  |
| <b>PONTIAC</b>  |   |     |    |    |      |      |      |   |          |   |   |   |    |     | 13-0348        |    |     |    |    | 20    | 68    | 100  |   |   |   |   |          |   |          |   |    |   |  |  |  |  |  |  |  |  |  |  |  |  |  |
| 13-0008         |    |     |    |    | 19   | 75   | 82   |   |          |   |   |   |    |     | 13-0361        |    |     |    |    | 22    | 82    | 126  |   |   |   |   |          |   |          |   |    |   |  |  |  |  |  |  |  |  |  |  |  |  |  |
| 13-0059         |    |     |    |    | 18   | 63   | 82   |   |          |   |   |   |    |     | 13-0363        |    |     |    |    | 27    | 92    | 136  |   |   |   |   |          |   |          |   |    |   |  |  |  |  |  |  |  |  |  |  |  |  |  |
| 13-0176         |    |     |    |    | 23   | 78   | 110  |   |          |   |   |   |    |     | 13-0364        |    |     |    |    | 31    | 75    | 115  |   |   |   |   |          |   |          |   |    |   |  |  |  |  |  |  |  |  |  |  |  |  |  |
| 15-1007         |    |     | 22 | 22 | 52   | 81   | 57   |   | 20 x 1,0 |   |   |   | 11 | 3   | 13-0372        |    |     |    |    | 22    | 76    | 113  |   |   |   |   |          |   |          |   |    |   |  |  |  |  |  |  |  |  |  |  |  |  |  |
| 15-1068         |    |     | 23 | 19 | 44   | 72   | 65   |   | 18 x 1,5 |   |   |   | 5  | 1   | 13-0388        |    |     |    |    | 26    | 86    | 138  |   |   |   |   |          |   |          |   |    |   |  |  |  |  |  |  |  |  |  |  |  |  |  |
| 15-1234         |    |     | 22 | 29 | 52   | 84   | 58   |   | 20 x 1,0 |   |   |   | 11 | 3   | 13-0389        |    |     |    |    | 22    | 82    | 126  |   |   |   |   |          |   |          |   |    |   |  |  |  |  |  |  |  |  |  |  |  |  |  |
| 15-1235         |    |     | 27 | 32 | 61,5 | 93   | 65   |   | 24 x 2,0 |   |   |   | 5  | 3   | 13-0390        |    |     |    |    | 24    | 80    | 116  |   |   |   |   |          |   |          |   |    |   |  |  |  |  |  |  |  |  |  |  |  |  |  |
| 15-1344         |    |     | 33 | 29 | 47,7 | 85   | 61,5 |   | 20 x 1,5 |   |   |   | 2  | 3   | 13-0415        |    |     |    |    | 22    | 82    | 126  |   |   |   |   |          |   |          |   |    |   |  |  |  |  |  |  |  |  |  |  |  |  |  |
| <b>PROTON</b>   |   |     |    |    |      |      |      |   |          |   |   |   |    |     | 13-0430        |    |     |    |    | 26    | 87    | 117  |   |   |   |   |          |   |          |   |    |   |  |  |  |  |  |  |  |  |  |  |  |  |  |
| <b>PROTON</b>   |   |     |    |    |      |      |      |   |          |   |   |   |    |     | 13-0445        |    |     |    |    | 20    | 78    | 103  |   |   |   |   |          |   |          |   |    |   |  |  |  |  |  |  |  |  |  |  |  |  |  |
| 13-0025         |    |     |    |    | 21   | 73   | 91   |   |          |   |   |   |    |     | 13-0446        |    |     |    |    | 22    | 82    | 126  |   |   |   |   |          |   |          |   |    |   |  |  |  |  |  |  |  |  |  |  |  |  |  |
| 13-0045         |    |     |    |    | 21   | 73   | 91   |   |          |   |   |   |    |     | 13-0471        |    |     |    |    | 26    | 86    | 138  |   |   |   |   |          |   |          |   |    |   |  |  |  |  |  |  |  |  |  |  |  |  |  |
| 13-0233         |    |     |    |    | 21   | 85   | 103  |   |          |   |   |   |    |     | 13-0479        |    |     |    |    | 26    | 86    | 138  |   |   |   |   |          |   |          |   |    |   |  |  |  |  |  |  |  |  |  |  |  |  |  |
| 15-1026         |   |     | 25 | 22 | 50   | 82   | 63   |   | 22 x 1,5 |   |   |   | 5  | 1   | 13-0494        |   |     |    |    | 26    | 87    | 117  |   |   |   |   |          |   |          |   |    |   |  |  |  |  |  |  |  |  |  |  |  |  |  |
| 15-1047         |  |     | 25 | 22 | 50   | 82   | 63   |   | 22 x 1,5 |   |   |   | 5  | 2   | 13-0495        |  |     |    |    | 22    | 82    | 126  |   |   |   |   |          |   |          |   |    |   |  |  |  |  |  |  |  |  |  |  |  |  |  |
| 15-1215         |  |     | 25 | 30 | 54   | 82   | 63   |   | 22 x 1,5 |   |   |   | 5  | 1   | 13-0496        |  |     |    |    | 27    | 90    | 140  |   |   |   |   |          |   |          |   |    |   |  |  |  |  |  |  |  |  |  |  |  |  |  |
| 15-1322         |  | 43  | 25 | 30 | 54   | 82   | 60,9 |   | 22 x 1,5 |   |   |   | 5  | 1   | 13-0512        |  |     |    |    | 29,5  | 100,6 | 130  |   |   |   |   |          |   |          |   |    |   |  |  |  |  |  |  |  |  |  |  |  |  |  |
| 15-1332         |  |     | 25 | 24 | 54   | 85,7 | 60,9 |   | 22 x 1,5 |   |   |   | 5  | 1   | 15-1082        |  |     | 23 | 25 | 56,45 | 90    | 53,7 |   |   |   |   | 20 x 1,5 |   | 11       | 3 |    |   |  |  |  |  |  |  |  |  |  |  |  |  |  |
| <b>RENAULT</b>  |   |     |    |    |      |      |      |   |          |   |   |   |    |     | 15-1102        |  |     | 23 | 25 | 56,45 | 90    | 79   |   |   |   |   |          |   |          |   |    |   |  |  |  |  |  |  |  |  |  |  |  |  |  |
| <b>RENAULT</b>  |   |     |    |    |      |      |      |   |          |   |   |   |    |     | 15-1108        |  |     | 23 | 24 | 56,45 | 90    | 53,7 |   |   |   |   |          |   |          |   |    |   |  |  |  |  |  |  |  |  |  |  |  |  |  |
| 13-0072         |  |     |    |    | 22   | 83   | 79   |   |          |   |   |   |    |     | 15-1204        |  |     | 21 | 25 | 56,3  | 90    | 54   |   |   |   |   |          |   | 20 x 1,5 |   | 11 | 3 |  |  |  |  |  |  |  |  |  |  |  |  |  |
| 13-0088         |  |     |    |    | 28   | 74   | 115  |   |          |   |   |   |    |     | 15-1285        |  | 26  | 21 | 25 | 56,3  | 90    | 54   |   |   |   |   |          |   | 20 x 1,5 |   | 11 | 3 |  |  |  |  |  |  |  |  |  |  |  |  |  |
| 13-0164         |  |     |    |    | 22   | 80   | 83   |   |          |   |   |   |    |     | 15-1310        |  | 44  | 21 | 22 | 51    | 80,8  | 53   |   |   |   |   |          |   | 20 x 1,5 |   | 5  | 2 |  |  |  |  |  |  |  |  |  |  |  |  |  |
| 13-0165         |  |     |    |    | 26   | 86   | 138  |   |          |   |   |   |    |     | 15-1316        |  |     | 23 | 25 | 56,3  | 90    | 51,4 |   |   |   |   |          |   | 20 x 1,5 |   | 11 | 3 |  |  |  |  |  |  |  |  |  |  |  |  |  |
| 13-0207         |  |     |    |    | 22   | 80   | 83   |   |          |   |   |   |    |     | 15-1336        |  | 30  | 23 | 25 | 56,3  | 90    | 51,4 |   |   |   |   |          |   | 20 x 1,5 |   | 11 | 3 |  |  |  |  |  |  |  |  |  |  |  |  |  |
| 13-0208         |  |     |    |    | 25   | 90   | 107  |   |          |   |   |   |    |     | 15-1353        |  |     | 21 | 30 | 46    | 81    | 54   |   |   |   |   |          |   | 20 x 1,5 |   | 5  | 3 |  |  |  |  |  |  |  |  |  |  |  |  |  |































































QUOTE DIMENSIONALI TRASMISSIONI - DIMENSIONS TRANSMISSION

































































| METELLI<br>ref. | Spare<br>Parts  | ABS | A  | B  | C     | D     | E    | F  | G        | H  | I | L   | M   | Fig | METELLI<br>ref. | Spare<br>Parts  | ABS | A  | B | C  | D    | E    | F  | G        | H    | I  | L   | M   | Fig |
|-----------------|---|-----|----|----|-------|-------|------|----|----------|----|---|-----|-----|-----|-----------------|---|-----|----|---|----|------|------|----|----------|------|----|-----|-----|-----|
| <b>RENAULT</b>  |   |     |    |    |       |       |      |    |          |    |   |     |     |     | <b>RENAULT</b>  |   |     |    |   |    |      |      |    |          |      |    |     |     |     |
| <b>15-1378</b>  |    | 26  | 21 | 30 | 52,2  | 84    | 51   |    | 20 x 1,5 |    |   |     | 11  | 2   | <b>17-0039</b>  |    |     | 21 |   | 23 | 76,5 | 81,5 | 30 | 20 x 1,5 | 84   |    | 692 | s8  |     |
| <b>15-1422</b>  |    | 44  | 23 | 25 | 56    | 90    | 52   |    | 20 x 1,5 |    |   |     | 3   | 3   | <b>17-0040</b>  |    |     | 23 |   | 22 | 76,5 | 81,5 | 30 | 16 x 1,5 | 90   | 48 | 668 | s3  |     |
| <b>15-1501</b>  |    |     | 23 | 30 | 49    | 83,6  | 50   |    | 20 x 1,5 |    |   |     | 11  | 2   | <b>17-0041</b>  |    |     | 21 |   |    | 86,5 |      | 30 | 20 x 1,5 | 84   |    | 630 | s7  |     |
| <b>15-1502</b>  |    |     | 23 | 29 | 49    | 79,7  | 50,2 |    | 20 x 1,5 |    |   |     | 11  | 2   | <b>17-0042</b>  |    |     | 21 |   | 23 | 86,5 | 81,5 | 30 | 20 x 1,5 | 84   |    | 728 | s8  |     |
| <b>15-1503</b>  |    |     | 23 | 28 | 49    | 76    | 50   |    | 20 x 1,5 |    |   |     | 11  | 2   | <b>17-0043</b>  |    |     | 21 |   |    | 86,5 |      | 30 | 20 x 1,5 | 84   |    | 644 | s7  |     |
| <b>15-1519</b>  |    |     | 25 | 33 | 52,7  | 84    | 52,5 |    | -        |    |   |     | 11  | 2   | <b>17-0044</b>  |    |     | 21 |   | 23 | 86,5 | 81,5 | 30 | 20 x 1,5 | 84   |    | 715 | s8  |     |
| <b>15-1522</b>  |    |     | 27 | 35 | 56,7  | 95,1  | 52,4 |    | 22 x 1,5 |    |   |     | 11  | 2   | <b>17-0046</b>  |    |     | 20 |   | 23 | 86,5 | 81,5 | 30 | 16 x 1,5 | 107, |    | 672 | s8  |     |
| <b>15-1523</b>  |    |     | 25 | 22 | 52,5  | 79,5  | 53,5 |    | -        |    |   |     | 3   | 2   | <b>17-0047</b>  |    |     | 23 |   | 23 | 86,5 | 87   | 30 | 20 x 1,5 | 80,2 |    | 684 | s8  |     |
| <b>15-1542</b>  |    | 44  | 23 | 30 | 57,3  | 85    | 50,8 |    | 20 x 1,5 |    |   |     | 11  | 2   | <b>17-0048</b>  |    |     | 21 |   |    | 76,5 |      | 30 | 20 x 1,5 | 84   |    | 649 | s7  |     |
| <b>15-1573</b>  |    | 44  | 23 | 35 | 57,4  | 95    | 51   |    | 20 x 1,5 |    |   |     | 11  | 2   | <b>17-0049</b>  |    |     | 21 |   | 23 | 76,5 | 81,5 | 30 | 20 x 1,5 | 84   |    | 722 | s8  |     |
| <b>15-1574</b>  |    |     | 27 | 32 | 56,7  | 87,8  | 52,5 |    | 22 x 1,5 |    |   |     | 11  | 2   | <b>17-0050</b>  |    |     | 23 |   | 23 | 90   | 85,5 | 37 | 20 x 1,5 | 80   |    | 694 | s8  |     |
| <b>15-1576</b>  |    |     | 27 | 37 | 56,7  | 103,5 | 52,4 |    | 22 x 1,5 |    |   |     | 11  | 2   | <b>17-0054</b>  |    |     | 21 |   |    | 86,5 |      | 30 | 20 x 1,5 | 84   |    | 650 | s7  |     |
| <b>15-1577</b>  |    |     | 32 | 25 | 52,7  | 81,1  | 52,5 |    | -        |    |   |     | 11  | 2   | <b>17-0055</b>  |    |     | 21 |   | 23 | 86,5 | 81,5 | 30 | 20 x 1,5 | 84   |    | 743 | s8  |     |
| <b>15-1579</b>  |    |     | 25 | 30 | 52,7  | 83,7  | 52,1 |    | 20 x 1,5 |    |   |     | 11  | 2   | <b>17-0056</b>  |    |     | 21 |   |    | 86,5 |      | 30 | 20 x 1,5 | 84   |    | 623 | s7  |     |
| <b>15-1580</b>  |    |     | 23 | 33 | 49    | 84    | 51   |    | -        |    |   |     | 11  | 2   | <b>17-0057</b>  |    |     | 21 |   | 23 | 86,5 | 81,5 | 30 | 20 x 1,5 | 84   |    | 743 | s8  |     |
| <b>15-1632</b>  |    |     | 23 | 32 | 56,2  | 87    | 51,2 |    | 20 x 1,5 |    |   |     | 11  | 2   | <b>17-0074</b>  |    |     | 21 |   |    | 86,5 |      | 30 | 20 x 1,5 | 84   |    | 638 | s7  |     |
| <b>15-1650</b>  |    |     | 25 | 32 | 52,65 | 87,8  | 54,1 |    | 20 x 1,5 |    |   |     | 11  | 2   | <b>17-0075</b>  |    |     | 21 |   | 23 | 86,5 | 81,5 | 30 | 20 x 1,5 | 84   |    | 733 | s8  |     |
| <b>15-1670</b>  |    | 44  | 21 | 30 | 52,4  | 84,9  | 51,4 |    | 20 x 1,5 |    |   |     | 11  | 2   | <b>17-0106</b>  |    |     | 20 |   | 23 | 86,5 | 81,5 | 30 | 16 x 1,5 | 107, |    | 652 | s8  |     |
| <b>15-1671</b>  |    | 44  | 23 | 32 | 57,5  | 87,4  | 52   |    | 20 x 1,5 |    |   |     | 11  | 2   | <b>17-0107</b>  |    |     | 23 |   | 23 | 90   | 84,5 | 34 | 20 x 1,5 | 80   |    | 680 | s8  |     |
| <b>15-1698</b>  |    |     | 29 | 36 | 56    | 101,3 | 60,1 |    | 24 x 1,5 |    |   |     | 5   | 2   | <b>17-0108</b>  |    |     | 23 |   | 23 | 83,6 | 85,5 | 37 | 20 x 1,5 | 80   |    | 701 | s8  |     |
| <b>15-1707</b>  |   |     | 27 | 26 | 56,4  | 91,9  | 90,7 |    | 22 x 1,5 |    |   |     | 5   | 1   | <b>17-0109</b>  |   |     | 21 |   |    | 86,5 |      | 30 | 20 x 1,5 | 84   |    | 597 | s7  |     |
| <b>15-1727</b>  |  |     | 25 | 33 | 52,5  | 89,9  | 53,9 |    | 20 x 1,5 |    |   |     | 11  | 2   | <b>17-0110</b>  |  |     | 21 |   | 23 | 86,5 | 85,5 | 37 | 20 x 1,5 | 84   |    | 688 | s8  |     |
| <b>15-1728</b>  |  |     | 25 | 23 | 52,5  | 82    | 54,9 |    | 20 x 1,5 |    |   |     | 5   | 1   | <b>17-0112</b>  |  |     | 20 |   | 23 | 86,5 |      | 30 | 16 x 1,5 | 107, |    | 635 | s8  |     |
| <b>15-1731</b>  |  |     | 27 | 35 | 56,6  | 94,9  | 53   |    | 22 x 1,5 |    |   |     | 11  | 2   | <b>17-0115</b>  |  | 44  | 21 |   |    | 81   |      | 30 | 20 x 1,5 | 84   |    | 648 | s7  |     |
| <b>17-0029</b>  |  |     | 21 |    |       | 76,5  |      | 30 | 20 x 1,5 | 84 |   | 623 | s7  |     | <b>17-0116</b>  |  | 44  | 21 |   | 23 | 81   | 81,5 | 30 | 20 x 1,5 | 84   |    | 742 | s8  |     |
| <b>17-0030</b>  |  |     | 21 |    | 23    | 76,5  | 81,5 | 30 | 20 x 1,5 | 84 |   | 694 | s8  |     | <b>17-0117</b>  |  |     | 21 |   |    | 81   |      | 30 | 20 x 1,5 | 84   |    | 648 | s7  |     |
| <b>17-0033</b>  |  |     | 21 |    |       | 86    |      | 30 | 20 x 1,5 | 80 |   | 610 | s7  |     | <b>17-0118</b>  |  |     | 21 |   | 23 | 81   | 81,5 | 30 | 20 x 1,5 | 84   |    | 742 | s8  |     |
| <b>17-0034</b>  |  |     | 21 |    | 23    | 86,5  | 81,5 | 30 | 20 x 1,5 | 84 |   | 703 | s8  |     | <b>17-0169</b>  |  |     | 21 |   | 23 | 86,5 | 83,5 | 30 | 20 x 1,5 | 85   |    | 724 | s8  |     |
| <b>17-0035</b>  |  |     | 23 |    | 23    | 90    | 85,5 | 37 | 20 x 1,5 | 80 |   | 716 | s20 |     | <b>17-0297</b>  |  |     | 23 |   |    | 90   |      | 30 | 20 x 1,5 | 83   |    | 700 | s7  |     |
| <b>17-0036</b>  |  |     | 21 |    |       | 76,5  |      | 30 | 20 x 1,5 | 84 |   | 610 | s7  |     | <b>17-0298</b>  |  |     | 23 |   | 23 | 90   | 85,5 | 37 | 20 x 1,5 | 83   |    | 745 | s20 |     |
| <b>17-0037</b>  |  |     | 21 |    | 23    | 76,5  | 72,5 | 30 | 20 x 1,5 | 84 |   | 680 | s8  |     | <b>17-0299</b>  |  | 44  | 23 |   |    | 90   |      | 30 | 20 x 1,5 | 83   |    | 700 | s7  |     |
| <b>17-0038</b>  |  |     | 21 |    |       | 76,5  |      | 30 | 20 x 1,5 | 84 |   | 600 | s7  |     | <b>17-0300</b>  |  | 44  | 23 |   | 23 | 90   | 85,5 | 37 | 20 x 1,5 | 83   |    | 745 | s20 |     |





























































| METELLI ref.   | Spare Parts   | ABS | A  | B  | C  | D    | E    | F  | G        | H  | I    | L   | M   | Fig | METELLI ref.   | Spare Parts   | ABS | A  | B  | C  | D    | E    | F    | G        | H    | I    | L    | M   | Fig |
|----------------|---|-----|----|----|----|------|------|----|----------|----|------|-----|-----|-----|----------------|---|-----|----|----|----|------|------|------|----------|------|------|------|-----|-----|
| <b>RENAULT</b> |   |     |    |    |    |      |      |    |          |    |      |     |     |     | <b>RENAULT</b> |   |     |    |    |    |      |      |      |          |      |      |      |     |     |
| <b>17-0301</b> |    |     | 21 |    |    | 83,6 |      | 30 | 20 x 1,5 |    |      | 702 | s7  |     | <b>17-0429</b> |    | 44  | 23 |    |    | 95   |      | 30   | 20 x 1,5 | 86   |      | 639  | s7  |     |
| <b>17-0302</b> |    |     | 21 |    | 23 | 83,6 | 85,5 | 37 | 20 x 1,5 |    |      | 748 | s20 |     | <b>17-0430</b> |    | 44  | 23 |    | 23 | 95   | 79   | 30   | 20 x 1,5 | 86   |      | 734  | s8  |     |
| <b>17-0303</b> |    | 44  | 21 |    |    | 86   |      |    | 20 x 1,5 |    |      | 702 | s7  |     | <b>17-0432</b> |    | 26  | 21 |    | 23 | 86,5 | 83,5 | 30   | 20 x 1,5 | 85   |      | 724  | s8  |     |
| <b>17-0304</b> |    | 44  | 21 |    | 23 | 86   |      |    | 20 x 1,5 |    |      | 748 | s20 |     | <b>17-0569</b> |    | 30  | 23 |    | 26 | 98   | 96   |      | 20 x 1,5 | 84   | 67   | 679  | s16 |     |
| <b>17-0305</b> |    |     | 23 |    |    | 90   |      | 30 | 20 x 1,5 | 83 |      | 659 | s7  |     | <b>17-0570</b> |    | 30  | 23 |    | 26 | 98   | 96   |      | 20 x 1,5 | 84   | 315  | 931  | s6  |     |
| <b>17-0306</b> |    |     | 23 |    |    | 90   |      | 37 | 20 x 1,5 | 83 | 254  | 795 | s6  |     | <b>17-0571</b> |    | 30  | 23 |    | 26 | 98   | 96   |      | 20 x 1,5 | 84   | 67,5 | 595  | s16 |     |
| <b>17-0307</b> |    | 44  | 23 |    |    | 90   |      | 30 | 20 x 1,5 | 83 |      | 659 | s7  |     | <b>17-0572</b> |    | 30  | 23 |    | 26 | 98   | 96   |      | 20 x 1,5 | 84   | 410  | 1020 | s6  |     |
| <b>17-0308</b> |    | 44  | 23 |    |    | 90   |      | 37 | 20 x 1,5 | 83 | 254  | 795 | s6  |     | <b>17-0573</b> |    | 30  | 23 |    |    | 98   |      | 37   | 20 x 1,5 | 84   |      | 595  | s7  |     |
| <b>17-0311</b> |    | 30  | 23 |    |    | 90   |      | 37 | 20 x 1,5 | 83 |      | 600 | s7  |     | <b>17-0574</b> |    | 30  | 23 |    | 39 | 98   | 91   | 41   | 20 x 1,5 | 84   | 393  | 985  | s8  |     |
| <b>17-0312</b> |    | 30  | 23 |    |    | 90   |      | 37 | 20 x 1,5 | 83 |      | 541 | s7  |     | <b>17-0579</b> |    | 44  | 23 |    | 23 | 90   | 86   |      | 20 x 1,5 | 82,5 | 42   | 745  | s8  |     |
| <b>17-0313</b> |    | 44  | 27 |    | 39 | 90   | 83   | 37 | 22 x 1,5 | 90 |      | 620 | s7  |     | <b>17-0580</b> |    | 44  | 23 |    |    | 90   |      | 30   | 20 x 1,5 | 83   |      | 702  | s7  |     |
| <b>17-0314</b> |    | 44  | 27 |    | 39 | 90   | 83   | 37 | 22 x 1,5 | 90 | 422  | 978 | s6  |     | <b>17-0585</b> |    |     | 21 |    |    | 86,5 |      | 30   | 20 x 1,5 | 84   | 24   | 623  | s7  |     |
| <b>17-0315</b> |    | 44  | 23 |    |    | 90   |      | 30 | 20 x 1,5 | 80 |      | 654 | s7  |     | <b>17-0586</b> |    |     |    |    |    |      |      |      |          |      |      | 738  | s8  |     |
| <b>17-0316</b> |    | 44  | 23 | 23 |    | 90   | 95   |    | 20 x 1,5 | 80 | 43,6 | 751 | s20 |     | <b>17-0587</b> |    | 26  | 21 |    |    | 86   |      | 29,9 |          | 84,5 |      | 625  | s7  |     |
| <b>17-0317</b> |    |     | 23 |    |    | 81   |      | 30 | 20 x 1,5 | 84 |      | 651 | s7  |     | <b>17-0588</b> |    | 26  |    |    |    |      |      |      |          |      |      | 740  | s8  |     |
| <b>17-0318</b> |    |     | 23 |    | 23 | 81   | 71,5 |    | 20 x 1,5 | 84 |      | 751 | s20 |     | <b>17-0589</b> |    |     | 21 |    |    | 90   |      |      | 20 x 1,5 | 83   |      | 702  | s7  |     |
| <b>17-0319</b> |    | 44  | 23 |    |    | 90   |      | 37 | 20 x 1,5 | 83 |      | 591 | s7  |     | <b>17-0590</b> |    |     | 21 |    |    | 90   |      |      | 20 x 1,5 | 83   |      | 748  | s8  |     |
| <b>17-0320</b> |    | 44  | 23 |    | 39 | 90   | 82,9 |    | 20 x 1,5 | 83 | 422  | 951 | s4  |     | <b>17-0591</b> |    | 44  | 23 |    |    | 95   |      |      | 20 x 1,5 | 86   |      | 657  | s7  |     |
| <b>17-0323</b> |    | 44  | 27 |    |    | 90   |      |    | 22 x 1,5 | 90 |      | 729 | s7  |     | <b>17-0592</b> |    | 44  | 23 |    | 23 | 90   |      |      | 20 x 1,5 | 85   |      | 745  | s8  |     |
| <b>17-0324</b> |  | 44  | 27 |    |    | 90   |      |    | 22 x 1,5 | 90 |      | 772 | s20 |     | <b>17-0593</b> |  | 44  | 23 |    | 23 | 87,5 |      |      | 20 x 1,5 | 86   |      | 749  | s6  |     |
| <b>17-0395</b> |  |     | 21 |    |    | 86   |      | 30 | 20 x 1,5 | 85 |      | 623 | s7  |     | <b>17-0594</b> |  | 44  | 23 |    |    | 84   |      | 30   | 20 x 1,5 | 86   |      | 655  | s7  |     |
| <b>17-0396</b> |  |     | 21 |    |    | 86   | 79   |    | 20 x 1,5 | 85 |      | 718 | s20 |     | <b>17-0595</b> |  | 44  | 23 |    | 23 | 85   | 80   |      | 20 x 1,5 | 86   |      | 746  | s8  |     |
| <b>17-0397</b> |  | 26  | 21 |    |    | 86   |      | 30 | 20 x 1,5 | 85 |      | 626 | s7  |     | <b>17-0596</b> |  | 44  | 23 |    | 28 | 83,6 |      | 29,8 | 20 x 1,5 | 86   |      | 750  | s7  |     |
| <b>17-0398</b> |  | 26  | 21 |    |    | 86   | 79   |    | 20 x 1,5 | 85 |      | 718 | s20 |     | <b>17-0597</b> |  |     | 21 |    |    | 86   |      | 30   | 20 x 1,5 | 84,5 |      | 653  | s7  |     |
| <b>17-0399</b> |  |     | 21 |    | 26 | 82   | 78   |    | 20 x 1,5 | 85 | 42   | 617 |     |     | <b>17-0598</b> |  |     | 21 |    |    | 86   |      |      | 20 x 1,5 | 84,5 |      | 745  | s8  |     |
| <b>17-0400</b> |  |     | 21 |    | 23 | 82   | 78   |    | 20 x 1,5 | 85 |      | 740 | s20 |     | <b>17-0599</b> |  | 44  | 21 |    |    | 86   |      |      | 20 x 1,5 | 84,5 |      | 653  | s7  |     |
| <b>17-0401</b> |  |     | 21 |    |    | 81   |      | 30 | 20 x 1,5 | 84 |      | 628 | s7  |     | <b>17-0600</b> |  | 44  | 21 |    |    | 86   |      |      | 20 x 1,5 | 84,5 |      | 745  | s8  |     |
| <b>17-0402</b> |  |     | 21 |    | 23 | 81   | 71,5 | 30 | 20 x 1,5 | 84 |      | 728 | s20 |     | <b>17-0602</b> |  | 44  | 23 |    | 23 | 83,6 | 68   | 30   | 20 x 1,5 | 86   | 187  | 750  | s4  |     |
| <b>17-0403</b> |  | 26  | 21 |    |    | 81   |      |    | 20 x 1,5 | 84 |      | 628 | s7  |     | <b>17-0628</b> |  | 48  | 23 |    | 23 | 90   | 84,5 | 34   | 20 x 1,5 | 80   | -    | 716  | s20 |     |
| <b>17-0404</b> |  | 26  | 21 |    | 23 | 81   |      |    | 20 x 1,5 | 84 |      | 728 | s20 |     | <b>17-0739</b> |  | 44  | 23 |    |    | 82,5 |      |      | 20 x 1,5 | 85   |      | 680  | s7  |     |
| <b>17-0413</b> |  |     | 23 |    |    | 86   |      | 30 | 20 x 1,5 | 84 |      | 706 | s7  |     | <b>17-0740</b> |  | 44  | 23 | 23 |    | 82,5 |      |      | 20 x 1,5 | 85   |      | 780  | s8  |     |
| <b>17-0414</b> |  |     | 23 |    |    | 86   |      | 30 | 20 x 1,5 | 84 | 86   | 747 | s20 |     | <b>17-0786</b> |  | 44  | 21 |    |    | 84   |      | 29,9 | 20 x 1,5 | 85,3 |      | 630  | s7  |     |

































































QUOTE DIMENSIONALI TRASMISSIONI - DIMENSIONS TRANSMISSION

| METELLI<br>ref.           | Spare<br>Parts  | ABS | A  | B  | C  | D    | E    | F    | G        | H    | I    | L   | M  | Fig | METELLI<br>ref.           | Spare<br>Parts  | ABS | A  | B  | C     | D     | E    | F  | G        | H  | I | L   | M  | Fig |  |
|---------------------------|---|-----|----|----|----|------|------|------|----------|------|------|-----|----|-----|---------------------------|---|-----|----|----|-------|-------|------|----|----------|----|---|-----|----|-----|--|
| <b>RENAULT</b>            |   |     |    |    |    |      |      |      |          |      |      |     |    |     | <b>RENAULT LCV, TRUCK</b> |   |     |    |    |       |       |      |    |          |    |   |     |    |     |  |
| <b>17-0787</b>            |    | 44  | 21 | 23 |    | 84   | 80   |      | 20 x 1,5 | 85,3 | 40   | 725 | s8 |     | <b>13-0260</b>            |    |     |    |    | 20    | 78    | 103  |    |          |    |   |     |    |     |  |
| <b>17-0859</b>            |    |     | 23 | 26 |    | 83,7 | 78   |      | 20 x 1,5 | 86,2 | 63,2 | 674 | s3 |     | <b>13-0313</b>            |    |     |    |    | 26    | 86    | 138  |    |          |    |   |     |    |     |  |
| <b>17-0860</b>            |    |     | 23 | 26 |    | 83,7 | 79   |      | 20 x 1,5 | 86,2 | 325  | 914 | s4 |     | <b>13-0346</b>            |    |     |    |    | 20    | 68    | 100  |    |          |    |   |     |    |     |  |
| <b>17-0863</b>            |    |     | 27 |    |    | 87,6 |      | 30   | 22 x 1,5 | 92   |      | 721 |    |     | <b>13-0347</b>            |    |     |    |    | 22    | 82    | 126  |    |          |    |   |     |    |     |  |
| <b>17-0864</b>            |    |     | 27 | 23 |    | 87,6 | 68   | 29,7 | 22 x 1,5 | 92   | 186  | 800 | s4 |     | <b>13-0348</b>            |    |     |    |    | 20    | 68    | 100  |    |          |    |   |     |    |     |  |
| <b>17-0865</b>            |    | 44  | 23 |    |    | 83,6 |      | 30   | 20 x 1,5 | 86   |      | 630 | s7 |     | <b>13-0372</b>            |    |     |    |    | 22    | 76    | 113  |    |          |    |   |     |    |     |  |
| <b>17-0866</b>            |    | 44  | 23 | 23 |    | 83,6 | 78,5 |      | 20 x 1,5 | 86   | 40,2 | 721 | s8 |     | <b>13-0377</b>            |    |     |    |    | 26    | 86    | 138  |    |          |    |   |     |    |     |  |
| <b>17-0871</b>            |    |     | 27 |    |    | 95   |      | 37   | 22 x 1,5 |      |      | 634 | s7 |     | <b>13-0445</b>            |    |     |    |    | 20    | 78    | 103  |    |          |    |   |     |    |     |  |
| <b>17-0872</b>            |    |     | 27 | 39 |    | 95   | 81,5 |      | 22 x 1,5 | 91   | 363  | 969 | s4 |     | <b>13-0446</b>            |    |     |    |    | 22    | 82    | 126  |    |          |    |   |     |    |     |  |
| <b>17-0873</b>            |    |     | 27 | 39 |    | 95   | 89,1 |      | 22 x 1,5 | 91   | 363  | 976 | s4 |     | <b>13-0484</b>            |    |     |    |    | 26    | 86    | 138  |    |          |    |   |     |    |     |  |
| <b>17-0896</b>            |    |     | 23 | 26 |    | 84   | 79   |      | 20 x 1,5 | 86   | 325  | 916 | s4 |     | <b>13-0485</b>            |    |     |    |    | 26    | 86    | 138  |    |          |    |   |     |    |     |  |
| <b>17-0897</b>            |    |     | 25 | 26 |    | 83   | 81,5 |      | 20 x 1,5 | 88   | 325  | 906 | s4 |     | <b>13-0486</b>            |    |     |    |    | 26    | 86    | 138  |    |          |    |   |     |    |     |  |
| <b>17-0903</b>            |    |     | 23 | 26 |    | 84   | 78   |      | 20 x 1,5 | 86   | 63,2 | 672 | s3 |     | <b>13-0519</b>            |    |     |    |    | 29,5  | 100,6 | 130  |    |          |    |   |     |    |     |  |
| <b>17-0904</b>            |    |     | 23 | 26 |    | 84   | 79   |      | 20 x 1,5 | 86   | 64   | 658 | s3 |     | <b>15-1102</b>            |    |     | 23 | 25 | 56,45 | 90    | 79   |    | 20 x 1,5 |    |   |     | 3  | 3   |  |
| <b>17-0905</b>            |    |     | 25 | 26 |    | 83   | 81,4 |      | 20 x 1,5 | 88   | 63,2 | 663 | s3 |     | <b>15-1371</b>            |    | 51  | 28 | 27 | 67    | 98    | 57,6 |    | 24 x 1,5 |    |   |     | 4  | 2   |  |
| <b>17-0906</b>            |    |     | 25 | 26 |    | 79,5 | 75,4 |      | 20 x 1,5 | 87,5 | 62   | 661 | s3 |     | <b>15-1378</b>            |    | 26  | 21 | 30 | 52,2  | 84    | 51   |    | 20 x 1,5 |    |   |     | 11 | 2   |  |
| <b>17-0908</b>            |    |     | 23 | 26 |    | 80   | 79   |      | 20 x 1,5 | 79   | 326  | 896 | s4 |     | <b>15-1453</b>            |    | 51  | 28 | 36 | 64,5  | 96,5  | 58   |    | 24 x 1,5 |    |   |     | 11 | 2   |  |
| <b>17-0909</b>            |    |     | 25 | 26 |    | 79,5 |      |      | 20 x 1,5 | 87,5 | 325  | 916 | s4 |     | <b>15-1501</b>            |    |     | 23 | 30 | 49    | 83,6  | 50   |    | 20 x 1,5 |    |   |     | 11 | 2   |  |
| <b>17-0918</b>            |    | 44  | 23 |    |    | 82,3 |      | 30   | 20 x 1,5 | 84,8 |      | 639 | s7 |     | <b>15-1502</b>            |    |     | 23 | 29 | 49    | 79,7  | 50,2 |    | 20 x 1,5 |    |   |     | 11 | 2   |  |
| <b>17-0919</b>            |  | 44  | 23 | 23 |    | 82,3 | 69,9 |      | 20 x 1,5 | 84,8 | 35,5 | 740 | s8 |     | <b>15-1503</b>            |  |     | 23 | 28 | 49    | 76    | 50   |    | 20 x 1,5 |    |   |     | 11 | 2   |  |
| <b>17-1031</b>            |  |     | 27 |    | -  | 82   | -    | 30   | 22 x 1,5 | 92   | -    | 721 |    |     | <b>15-1542</b>            |  | 44  | 23 | 30 | 57,3  | 85    | 50,8 |    | 20 x 1,5 |    |   |     | 11 | 2   |  |
| <b>17-1032</b>            |  |     | 27 |    | 23 | 82   | 78,5 | 30   | 22 x 1,5 | 92   | 186  | 795 |    |     | <b>15-1549</b>            |  |     | 27 | 26 | 56,5  | 91,6  | 59,6 |    | 22 x 1,5 |    |   |     | 3  | 1   |  |
| <b>17-1035</b>            |  | 26  | 23 |    | -  | 83,6 | -    | 30   | 20 x 1,5 | 86   | -    | 630 |    |     | <b>15-1670</b>            |  | 44  | 21 | 30 | 52,4  | 84,9  | 51,4 |    | 20 x 1,5 |    |   |     | 11 | 2   |  |
| <b>17-1036</b>            |  | 26  | 23 |    | 23 | 83,6 | -    | -    | 20 x 1,5 | 86   | -    | 721 |    |     | <b>15-1671</b>            |  | 44  | 23 | 32 | 57,5  | 87,4  | 52   |    | 20 x 1,5 |    |   |     | 11 | 2   |  |
| <b>17-1038</b>            |  | 44  | 23 |    | 26 | 84   | -    | -    | 20 x 1,5 | -    | 64   | 606 |    |     | <b>15-1712</b>            |  | 51  | 28 | 36 | 64,5  | 101,9 | 57,1 |    | 24 x 1,5 |    |   |     | 11 | 2   |  |
| <b>17-1039</b>            |  | 44  | 23 |    | 26 | 84   | -    | -    | 20 x 1,5 | -    | 326  | 866 |    |     | <b>15-1713</b>            |  | 51  | 28 | 36 | 64,5  | 96,5  | 58   |    | 24 x 1,5 |    |   |     | 11 | 2   |  |
| <b>17-1040</b>            |  |     | 23 |    | 26 | 76   | -    | -    | 20 x 1,5 | -    | 62   | 649 |    |     | <b>15-1714</b>            |  | 51  | 28 | 36 | 64,5  | 101,9 | 57,1 |    | 24 x 1,5 |    |   |     | 11 | 2   |  |
| <b>17-1041</b>            |  |     | 23 |    | 26 | 76   | -    | -    | 20 x 1,5 | -    | 273  | 889 |    |     | <b>15-1733</b>            |  |     | 27 | 36 | 56,5  | 101,3 | 60,1 |    | 22 x 1,5 |    |   |     | 5  | 2   |  |
| <b>RENAULT LCV, TRUCK</b> |   |     |    |    |    |      |      |      |          |      |      |     |    |     | <b>17-0036</b>            |  |     | 21 |    |       | 76,5  |      | 30 | 20 x 1,5 | 84 |   | 610 | s7 |     |  |
| <b>RENAULT LCV, TRUCK</b> |   |     |    |    |    |      |      |      |          |      |      |     |    |     | <b>17-0037</b>            |  |     | 21 |    | 23    | 76,5  | 72,5 | 30 | 20 x 1,5 | 84 |   | 680 | s8 |     |  |
| <b>13-0088</b>            |  |     |    |    | 28 | 74   | 115  |      |          |      |      |     |    |     | <b>17-0038</b>            |  |     | 21 |    |       | 76,5  |      | 30 | 20 x 1,5 | 84 |   | 600 | s7 |     |  |
| <b>13-0255</b>            |  |     |    |    | 26 | 86   | 138  |      |          |      |      |     |    |     | <b>17-0039</b>            |  |     | 21 |    | 23    | 76,5  | 81,5 | 30 | 20 x 1,5 | 84 |   | 692 | s8 |     |  |

| METELLI ref.              | Spare Parts   | ABS | A  | B  | C  | D     | E    | F    | G        | H    | I     | L    | M   | Fig | METELLI ref.              | Spare Parts   | ABS | A  | B  | C  | D     | E    | F  | G        | H    | I    | L    | M  | Fig |
|---------------------------|---|-----|----|----|----|-------|------|------|----------|------|-------|------|-----|-----|---------------------------|---|-----|----|----|----|-------|------|----|----------|------|------|------|----|-----|
| <b>RENAULT LCV, TRUCK</b> |   |     |    |    |    |       |      |      |          |      |       |      |     |     | <b>RENAULT LCV, TRUCK</b> |   |     |    |    |    |       |      |    |          |      |      |      |    |     |
| <b>17-0051</b>            |    |     | 23 |    | 27 | 98    | 84,5 | 34   | 20 x 1,5 | 110  |       | 714  | s8  |     | <b>17-0919</b>            |    | 44  | 23 | 23 |    | 82,3  | 69,9 |    | 20 x 1,5 | 84,8 | 35,5 | 740  | s8 |     |
| <b>17-0076</b>            |    |     | 25 |    | 27 | 93    | 84,5 | 34   | 20 x 1,5 | 100  |       | 715  | s8  |     | <b>17-1027</b>            |    |     | 28 |    | 39 | 101,5 | -    | -  | 24 x 1,5 | 96   | 421  | 1126 |    |     |
| <b>17-0111</b>            |    |     | 32 |    | 27 | 65    | 89,5 | 34   | 27 x 1,5 | 111  |       | 827  | s8  |     | <b>17-1028</b>            |    | 51  | 28 |    | 39 | 101,5 | -    | -  | 24 x 1,5 | 96   | 421  | 1126 |    |     |
| <b>17-0169</b>            |    |     | 21 |    | 23 | 86,5  | 83,5 | 30   | 20 x 1,5 | 85   |       | 724  | s8  |     | <b>17-1029</b>            |    | 51  | 28 |    | 39 | 101,5 | 88   | 38 | 24 x 1,5 | 96   | 74   | 685  |    |     |
| <b>17-0196</b>            |    |     | 27 |    |    | 91    |      |      | 22 x 1,5 | 94   |       | 675  | s7  |     | <b>17-1030</b>            |    | 51  | 28 |    | 39 | 101,5 | 88   | 38 | 24 x 1,5 | 96   | 549  | 1126 |    |     |
| <b>17-0378</b>            |    |     | 27 |    | 39 | 91    |      |      | 22 x 1,5 | 94   |       | 1016 | s6  |     | <b>17-1037</b>            |    | 51  | 28 |    | 39 | 101,5 | -    | -  | 24 x 1,5 | 96   | 74   | 701  |    |     |
| <b>17-0395</b>            |    |     | 21 |    |    | 86    |      | 30   | 20 x 1,5 | 85   |       | 623  | s7  |     | <b>17-1038</b>            |    | 44  | 23 |    | 26 | 84    | -    | -  | 20 x 1,5 | -    | 64   | 606  |    |     |
| <b>17-0396</b>            |    |     | 21 |    |    | 86    | 79   |      | 20 x 1,5 | 85   |       | 718  | s20 |     | <b>17-1039</b>            |    | 44  | 23 |    | 26 | 84    | -    | -  | 20 x 1,5 | -    | 326  | 866  |    |     |
| <b>17-0397</b>            |    | 26  | 21 |    |    | 86    |      | 30   | 20 x 1,5 | 85   |       | 626  | s7  |     | <b>17-1067</b>            |    | 51  | 28 |    | 39 | 101,5 | -    | -  | 24 x 1,5 | 96   | 428  | 1116 |    |     |
| <b>17-0398</b>            |    | 26  | 21 |    |    | 86    | 79   |      | 20 x 1,5 | 85   |       | 718  | s20 |     | <b>ROVER</b>              |   |     |    |    |    |       |      |    |          |      |      |      |    |     |
| <b>17-0405</b>            |    |     | 28 |    |    | 98    |      | 37   | 24 x 1,5 | 93   |       | 670  | s7  |     | <b>13-0014</b>            |    |     |    |    | 20 | 78    | 103  |    |          |      |      |      |    |     |
| <b>17-0406</b>            |    |     | 28 |    | 39 | 98    | 81,1 | 34   | 24 x 1,5 | 93   | 436   | 1120 | s4  |     | <b>13-0034</b>            |    |     |    |    | 20 | 78    | 103  |    |          |      |      |      |    |     |
| <b>17-0407</b>            |    | 51  | 28 |    |    | 98    |      | 37   | 24 x 1,5 | 93   |       | 670  | s7  |     | <b>13-0038</b>            |    |     |    |    | 17 | 68    | 100  |    |          |      |      |      |    |     |
| <b>17-0408</b>            |    | 51  | 28 |    | 39 | 98    | 81,5 | 34   | 24 x 1,5 | 93   | 435   | 1120 | s4  |     | <b>13-0039</b>            |    |     |    |    | 22 | 63    | 96   |    |          |      |      |      |    |     |
| <b>17-0409</b>            |    |     | 28 |    |    | 101,5 |      |      | 24 x 1,5 | 96   |       | 670  | s7  |     | <b>13-0079</b>            |    |     |    |    | 20 | 78    | 103  |    |          |      |      |      |    |     |
| <b>17-0410</b>            |    |     | 28 |    |    | 101,5 |      |      | 24 x 1,5 | 96   |       | 1127 | s4  |     | <b>13-0080</b>            |    |     |    |    | 21 | 85    | 103  |    |          |      |      |      |    |     |
| <b>17-0411</b>            |    | 51  | 28 |    |    | 101,5 |      |      | 24 x 1,5 | 96   |       | 670  | s7  |     | <b>13-0168</b>            |    |     |    |    | 20 | 80    | 93   |    |          |      |      |      |    |     |
| <b>17-0412</b>            |    | 51  | 28 |    |    | 101,5 |      |      | 24 x 1,5 | 96   |       | 1127 | s4  |     | <b>13-0169</b>            |    |     |    |    | 20 | 78    | 103  |    |          |      |      |      |    |     |
| <b>17-0432</b>            |    | 26  | 21 |    | 23 | 86,5  | 83,5 | 30   | 20 x 1,5 | 85   |       | 724  | s8  |     | <b>13-0192</b>            |    |     |    |    | 23 | 81    | 96   |    |          |      |      |      |    |     |
| <b>17-0786</b>            |    | 44  | 21 |    |    | 84    |      | 29,9 | 20 x 1,5 | 85,3 |       | 630  | s7  |     | <b>13-0198</b>            |    |     |    |    | 21 | 85    | 103  |    |          |      |      |      |    |     |
| <b>17-0787</b>            |    | 44  | 21 | 23 |    | 84    | 80   |      | 20 x 1,5 | 85,3 | 40    | 725  | s8  |     | <b>13-0206</b>            |    |     |    |    | 22 | 86    | 91   |    |          |      |      |      |    |     |
| <b>17-0850</b>            |    |     | 27 |    |    | 102   |      | 37   | 22 x 1,5 | 93   |       | 636  | s7  |     | <b>13-0210</b>            |    |     |    |    | 20 | 78    | 103  |    |          |      |      |      |    |     |
| <b>17-0851</b>            |    |     | 27 | 39 |    | 102   | 89   |      | 22 x 1,5 | 93   | 409   | 1058 | s4  |     | <b>13-0274</b>            |    |     |    |    | 21 | 85    | 103  |    |          |      |      |      |    |     |
| <b>17-0861</b>            |   | 51  | 28 |    |    | 101,5 |      | 37   | 24 x 1,5 | 96   |       | 664  | s10 |     | <b>13-0296</b>            |   |     |    |    | 20 | 68    | 100  |    |          |      |      |      |    |     |
| <b>17-0862</b>            |  | 51  | 28 | 39 |    | 101,5 | 84   | 34   | 24 x 1,5 | 96   | 431,8 | 1142 | s4  |     | <b>13-0359</b>            |  |     |    |    | 24 | 80    | 116  |    |          |      |      |      |    |     |
| <b>17-0865</b>            |  | 44  | 23 |    |    | 83,6  |      | 30   | 20 x 1,5 | 86   |       | 630  | s7  |     | <b>15-1033</b>            |  |     | 25 | 22 | 50 | 84    | 53   |    | 22 x 1,5 |      |      | 4    | 2  |     |
| <b>17-0866</b>            |  | 44  | 23 | 23 |    | 83,6  | 78,5 |      | 20 x 1,5 | 86   | 40,2  | 721  | s8  |     | <b>15-1038</b>            |  |     | 29 | 19 | 48 | 72,3  | 77   |    | "7/8"-1  |      |      | 14a  | 2  |     |
| <b>17-0867</b>            |  |     | 28 |    |    | 101,5 |      | 37   | 24 x 1,5 | 96   |       | 644  | s7  |     | <b>15-1039</b>            |  |     | 19 | 19 | 48 | 68,4  | 67   |    | "5/8"-1  |      |      | 5    | 2  |     |
| <b>17-0868</b>            |  |     | 28 | 39 |    | 101,5 | 81,1 |      | 24 x 1,5 | 96   | 390   | 1154 | s4  |     | <b>15-1061</b>            |  |     | 25 | 22 | 50 | 84    | 53   |    | 22 x 1,5 |      |      | 4    | 2  |     |
| <b>17-0869</b>            |  | 51  | 28 |    |    | 101,5 |      | 37   | 24 x 1,5 | 96   |       | 644  | s7  |     | <b>15-1089</b>            |  |     | 23 | 22 | 49 | 81    | 52   |    | 22 x 1,5 |      |      | 3    | 2  |     |
| <b>17-0870</b>            |  | 51  | 28 | 39 |    | 101,5 | 81,1 |      | 24 x 1,5 | 96   | 390   | 1154 | s4  |     | <b>15-1090</b>            |  | 45  | 28 | 32 | 56 | 92    | 53   |    | 24 x 1,5 |      |      | 2    | 2  |     |
| <b>17-0918</b>            |  | 44  | 23 |    |    | 82,3  |      | 30   | 20 x 1,5 | 84,8 |       | 639  | s7  |     |                           |   |     |    |    |    |       |      |    |          |      |      |      |    |     |





























































QUOTE DIMENSIONALI TRASMISSIONI - DIMENSIONS TRANSMISSION

























































| METELLI<br>ref. | Spare<br>Parts  | ABS | A  | B  | C    | D    | E    | F  | G        | H  | I    | L   | M   | Fig | METELLI<br>ref. | Spare<br>Parts  | ABS | A  | B  | C    | D     | E    | F | G        | H | I | L | M  | Fig |  |
|-----------------|---|-----|----|----|------|------|------|----|----------|----|------|-----|-----|-----|-----------------|---|-----|----|----|------|-------|------|---|----------|---|---|---|----|-----|--|
| <b>ROVER</b>    |   |     |    |    |      |      |      |    |          |    |      |     |     |     | <b>SAAB</b>     |   |     |    |    |      |       |      |   |          |   |   |   |    |     |  |
| <b>15-1205</b>  |    |     | 25 | 22 | 50   | 81   | 53   |    | 22 x 1,5 |    |      |     | 4   | 2   | <b>15-1144</b>  |    | 46  | 25 | 25 | 79   | 90    | 54   |   | 22 x 1,5 |   |   |   | 11 | 3   |  |
| <b>15-1220</b>  |    |     | 26 | 23 | 49   | 83,6 | 51   |    | 22 x 1,5 |    |      |     | 1   | 2   | <b>15-1166</b>  |    |     | 26 | 25 | 56,6 | 98    | 50   |   | 22 x 1,5 |   |   |   | 4  | 3   |  |
| <b>15-1221</b>  |    |     | 26 | 22 | 49   | 83,6 | 51   |    | 22 x 1,5 |    |      |     | 1   | 2   | <b>15-1167</b>  |    | 46  | 26 | 25 | 79   | 90    | 51   |   | 22 x 1,5 |   |   |   | 4  | 3   |  |
| <b>15-1242</b>  |    | 50  | 26 | 23 | 49   | 84   | 51,5 |    | 22 x 1,5 |    |      |     | 1   | 2   | <b>15-1168</b>  |    |     | 26 | 25 | 56,5 | 90    | 50   |   | 22 x 1,5 |   |   |   | 4  | 3   |  |
| <b>15-1260</b>  |    |     | 26 | 23 | 49   | 85   | 51   |    | 22 x 1,5 |    |      |     | 4   | 1   | <b>15-1169</b>  |    | 46  | 26 | 25 | 79   | 98    | 51   |   | 22 x 1,5 |   |   |   | 4  | 3   |  |
| <b>15-1270</b>  |    | 27  | 26 | 32 | 49   | 91,9 | 51   |    | 22 x 1,5 |    |      |     | 1   | 2   | <b>15-1170</b>  |    | 94  | 26 | 25 | 79   | 90    | 50   |   | 22 x 1,5 |   |   |   | 4  | 3   |  |
| <b>15-1284</b>  |    | 50  | 28 | 32 | 60   | 91,9 | 61   |    | 24 x 1,5 |    |      |     | 3   | 2   | <b>15-1269</b>  |    | 29  | 33 | 25 | 52   | 90    | 59,5 |   | 22 x 1,5 |   |   |   | 5  | 3   |  |
| <b>15-1288</b>  |    | 43  | 26 | 22 | 55   | 84   | 51   |    | 22 x 1,5 |    |      |     | 3   | 2   | <b>15-1486</b>  |    | 29  | 30 | 27 | 59   | 98    | 56   |   | 24 x 1,5 |   |   |   | 5  | 1   |  |
| <b>15-1299</b>  |    |     | 26 | 22 | 55   | 84   | 51   |    | 22 x 1,5 |    |      |     | 3   | 2   | <b>15-1487</b>  |    | 29  | 33 | 27 | 59   | 98    | 60   |   | 22 x 1,5 |   |   |   | 5  | 2   |  |
| <b>15-1303</b>  |    | 43  | 26 | 22 | 49   | 84   | 51   |    | 22 x 1,5 |    |      |     | 1   | 2   | <b>15-1599</b>  |    |     | 30 | 28 | 55,4 | 92,1  | 52,5 |   | 24 x 1,5 |   |   |   | 7  | 1   |  |
| <b>15-1366</b>  |    |     | 26 | 32 | 49   | 91,9 | 51   |    | 22 x 1,5 |    |      |     | 1   | 2   | <b>15-1652</b>  |    |     | 30 | 25 | 52,4 | 89,95 | 59   |   | 24 x 1,5 |   |   |   | 7  | 3   |  |
| <b>15-1383</b>  |    | 43  | 26 | 32 | 49   | 92   | 52   |    | 22 x 1,5 |    |      |     | 1   | 2   | <b>SEAT</b>     |   |     |    |    |      |       |      |   |          |   |   |   |    |     |  |
| <b>15-1399</b>  |    | 43  | 26 | 32 | 54,6 | 91,9 | 51   |    | 22 x 1,5 |    |      |     | 1   | 2   | <b>13-0001</b>  |    |     |    |    | 20   | 68    | 80   |   |          |   |   |   |    |     |  |
| <b>15-1408</b>  |    |     | 26 | 32 | 54,6 | 93   | 51   |    | 22 x 1,5 |    |      |     | 1   | 2   | <b>13-0002</b>  |    |     |    |    | 20   | 68    | 80   |   |          |   |   |   |    |     |  |
| <b>15-1431</b>  |    |     | 28 | 23 | 57,7 | 82   | 52   |    | 24 x 1,5 |    |      |     | 1   | 1   | <b>13-0003</b>  |    |     |    |    | 20   | 75    | 105  |   |          |   |   |   |    |     |  |
| <b>15-1514</b>  |    |     | 28 | 24 | 57,7 | 84   | 52   |    | 24 x 1,5 |    |      |     | 2   | 1   | <b>13-0005</b>  |    |     |    |    | 20   | 68    | 80   |   |          |   |   |   |    |     |  |
| <b>17-0338</b>  |    |     | 26 |    | 27   | 84   | 84,5 | 38 | 22 x 1,5 | 78 | 54,5 | 607 | s16 |     | <b>13-0048</b>  |    |     |    |    | 22   | 83    | 79   |   |          |   |   |   |    |     |  |
| <b>17-0363</b>  |    |     | 26 |    | 27   | 84   | 84,5 | 38 | 22 x 1,5 | 78 | 54,5 | 607 | s16 |     | <b>13-0152</b>  |    |     |    |    | 26   | 87    | 117  |   |          |   |   |   |    |     |  |
| <b>SAAB</b>     |   |     |    |    |      |      |      |    |          |    |      |     |     |     | <b>13-0153</b>  |    |     |    |    | 20   | 68    | 80   |   |          |   |   |   |    |     |  |
| <b>13-0024</b>  |  |     |    |    | 22   | 83   | 79   |    |          |    |      |     |     |     | <b>13-0154</b>  |  |     |    |    | 22   | 76    | 113  |   |          |   |   |   |    |     |  |
| <b>13-0030</b>  |  |     |    |    | 22   | 90   | 105  |    |          |    |      |     |     |     | <b>13-0266</b>  |  |     |    |    | 26   | 86    | 138  |   |          |   |   |   |    |     |  |
| <b>13-0031</b>  |  |     |    |    | 22   | 83   | 79   |    |          |    |      |     |     |     | <b>13-0272</b>  |  |     |    |    | 25   | 78    | 130  |   |          |   |   |   |    |     |  |
| <b>13-0032</b>  |  |     |    |    | 26   | 86   | 138  |    |          |    |      |     |     |     | <b>13-0283</b>  |  |     |    |    | 26   | 87    | 117  |   |          |   |   |   |    |     |  |
| <b>13-0130</b>  |  |     |    |    | 24   | 90   | 83   |    |          |    |      |     |     |     | <b>13-0284</b>  |  |     |    |    | 26   | 86    | 138  |   |          |   |   |   |    |     |  |
| <b>13-0337</b>  |  |     |    |    | 26   | 86   | 138  |    |          |    |      |     |     |     | <b>13-0293</b>  |  |     |    |    | 25   | 90    | 107  |   |          |   |   |   |    |     |  |
| <b>13-0338</b>  |  |     |    |    | 26   | 86   | 138  |    |          |    |      |     |     |     | <b>13-0299</b>  |  |     |    |    | 21   | 85    | 103  |   |          |   |   |   |    |     |  |
| <b>13-0432</b>  |  |     |    |    | 25   | 90   | 107  |    |          |    |      |     |     |     | <b>13-0306</b>  |  |     |    |    | 26   | 86    | 138  |   |          |   |   |   |    |     |  |
| <b>13-0514</b>  |  |     |    |    | 37,5 | 91   | 127  |    |          |    |      |     |     |     | <b>13-0319</b>  |  |     |    |    | 26   | 87    | 117  |   |          |   |   |   |    |     |  |
| <b>15-1031</b>  |  |     | 25 | 25 | 56,6 | 90   | 54   |    | 22 x 1,5 |    |      |     | 11  | 3   | <b>13-0320</b>  |  |     |    |    | 25   | 90    | 107  |   |          |   |   |   |    |     |  |
| <b>15-1062</b>  |  |     | 25 | 25 | 56,6 | 90   | 54   |    | 22 x 1,5 |    |      |     | 11  | 3   | <b>13-0321</b>  |  |     |    |    | 22   | 76    | 113  |   |          |   |   |   |    |     |  |
| <b>15-1143</b>  |  | 94  | 25 | 25 | 56   | 90   | 54   |    | 22 x 1,5 |    |      |     | 11  | 3   | <b>13-0379</b>  |  |     |    |    | 27,3 | 96,5  | 109  |   |          |   |   |   |    |     |  |

| METELLI<br>ref. | Spare<br>Parts  | ABS | A  | B  | C    | D     | E    | F | G        | H | I | L | M  | Fig | METELLI<br>ref. | Spare<br>Parts  | ABS | A  | B  | C  | D   | E   | F | G        | H  | I   | L   | M   | Fig |
|-----------------|---|-----|----|----|------|-------|------|---|----------|---|---|---|----|-----|-----------------|---|-----|----|----|----|-----|-----|---|----------|----|-----|-----|-----|-----|
| <b>SEAT</b>     |   |     |    |    |      |       |      |   |          |   |   |   |    |     | <b>SEAT</b>     |   |     |    |    |    |     |     |   |          |    |     |     |     |     |
| <b>13-0436</b>  |    |     |    |    | 27,3 | 96,5  | 109  |   |          |   |   |   |    |     | <b>16-1002</b>  |    |     |    | 25 |    | 100 |     |   |          |    |     |     |     |     |
| <b>13-0480</b>  |    |     |    |    | 25,5 | 94    | 116  |   |          |   |   |   |    |     | <b>16-1003</b>  |    |     |    | 33 |    | 92  |     |   |          |    |     |     |     |     |
| <b>13-0534</b>  |    |     |    |    | 20   | 68    | 80   |   |          |   |   |   |    |     | <b>16-1004</b>  |    |     |    | 33 |    | 94  |     |   |          |    |     |     |     |     |
| <b>14-0002</b>  |    |     |    |    | 25   | 62    | 81   |   |          |   |   |   |    |     | <b>16-1010A</b> |    |     |    | 33 |    | 100 |     |   |          |    |     |     |     |     |
| <b>14-0004</b>  |    |     |    |    | 21   | 89    | 97   |   |          |   |   |   |    |     | <b>16-1010B</b> |    |     |    | 33 |    | 100 |     |   |          |    |     |     |     |     |
| <b>14-0005</b>  |    |     |    |    | 21   | 94    | 97   |   |          |   |   |   |    |     | <b>16-1010C</b> |    |     |    | 33 |    | 100 |     |   |          |    |     |     |     |     |
| <b>14-0020</b>  |    |     |    |    | 21   | 94    | 97   |   |          |   |   |   |    |     | <b>16-1022</b>  |    |     |    | 33 |    | 94  |     |   |          |    |     |     |     |     |
| <b>14-0021</b>  |    |     |    |    | 21   | 89    | 97   |   |          |   |   |   |    |     | <b>16-1023</b>  |    |     |    | 33 |    | 92  |     |   |          |    |     |     |     |     |
| <b>15-1001</b>  |    |     | 20 | 20 | 43,1 | 80    | 55   |   | 20 x 1,5 |   |   |   | 4  | 3   | <b>17-0002</b>  |    |     | 22 | 33 |    | 81  | 94  |   | 20 x 1,5 | 78 |     | 540 | s10 |     |
| <b>15-1002</b>  |    |     | 22 | 20 | 48,1 | 80    | 55   |   | 20 x 1,5 |   |   |   | 4  | 3   | <b>17-0003</b>  |    |     | 22 | 33 |    | 81  | 94  |   | 20 x 1,5 | 78 |     | 774 | s10 |     |
| <b>15-1003</b>  |    |     | 22 | 25 | 48,1 | 85    | 58   |   | 20 x 1,5 |   |   |   | 4  | 2   | <b>17-0121</b>  |    |     | 22 | 33 |    | 81  | 94  |   | 20 x 1,5 | 78 |     | 562 | s10 |     |
| <b>15-1009</b>  |    |     | 22 | 30 | 53   | 90    | 49   |   | 20 x 1,5 |   |   |   | 11 | 2   | <b>17-0126</b>  |    |     | 22 | 33 |    | 81  | 94  |   | 20 x 1,5 | 78 |     | 760 | s10 |     |
| <b>15-1019</b>  |    |     | 20 | 20 | 43,1 | 80    | 55   |   | 20 x 1,5 |   |   |   | 4  | 3   | <b>17-0207</b>  |    |     | 36 | 33 |    | 81  | 92  |   | 20 x 1,5 | 74 |     | 554 | s14 |     |
| <b>15-1021</b>  |    |     | 22 | 30 | 53   | 81    | 48   |   | 20 x 1,5 |   |   |   | 11 | 2   | <b>17-0208</b>  |    |     | 36 | 33 |    | 81  | 92  |   | 20 x 1,5 | 74 |     | 822 | s14 |     |
| <b>15-1055</b>  |    |     | 22 | 20 | 48,1 | 80    | 55   |   | 20 x 1,5 |   |   |   | 4  | 3   | <b>17-0211</b>  |    |     | 36 | 33 |    | 90  | 100 |   | 20 x 1,5 | 78 |     | 823 | s10 |     |
| <b>15-1189</b>  |    |     | 36 | 30 | 52,8 | 90    | 40   |   | 20 x 1,5 |   |   |   | 11 | 2   | <b>17-0267</b>  |    | 48  | 38 | 28 | 35 | 98  | 104 |   | 16 x 1,5 | 34 | 40  | 558 | s18 |     |
| <b>15-1190</b>  |    |     | 22 | 30 | 53   | 81    | 48   |   | 20 x 1,5 |   |   |   | 11 | 2   | <b>17-0339</b>  |    |     | 22 | 33 |    | 90  | 100 |   | 20 x 1,5 | 78 |     | 532 | s10 |     |
| <b>15-1241</b>  |    |     | 36 | 30 | 53   | 81    | 40   |   | 20 x 1,5 |   |   |   | 11 | 2   | <b>17-0358</b>  |    |     | 36 | 33 |    | 90  | 100 |   | 20 x 1,5 | 78 |     | 553 | s10 |     |
| <b>15-1389</b>  |   | 48  | 38 | 27 | 60   | 93,3  | 34   |   | 16 x 1,5 |   |   |   | 13 | 2   | <b>17-0360</b>  |   | 48  | 38 | 28 | 26 | 98  | 101 |   | 16 x 1,5 | 34 | 100 | 620 | s19 |     |
| <b>15-1413</b>  |  |     | 36 | 30 | 52   | 85    | 43   |   | 16 x 1,5 |   |   |   | 11 | 2   | <b>17-0433</b>  |  |     | 22 | 33 |    | 81  | 92  |   | 20 x 1,5 | 78 |     | 515 | s10 |     |
| <b>15-1414</b>  |  |     | 36 | 30 | 52   | 90    | 43,5 |   | 16 x 1,5 |   |   |   | 11 | 2   | <b>17-0434</b>  |  |     | 22 | 33 |    | 81  | 92  |   | 20 x 1,5 | 78 |     | 736 | s10 |     |
| <b>15-1415</b>  |  |     | 36 | 27 | 52   | 97,95 | 39,5 |   | 16 x 1,5 |   |   |   | 11 | 2   | <b>17-0546</b>  |  | 48  | 38 |    |    | 100 |     |   | 16 x 1,5 | 34 |     | 486 |     |     |
| <b>15-1428</b>  |  |     | 36 | 27 | 53   | 98    | 40   |   | 20 x 1,5 |   |   |   | 11 | 2   | <b>17-0547</b>  |  | 48  | 38 |    |    | 100 |     |   | 16 x 1,5 | 34 |     | 507 |     |     |
| <b>15-1435</b>  |  | 45  | 38 | 33 | 59,4 | 87,9  | 34   |   | 16 x 1,5 |   |   |   | 13 | 1   | <b>17-0611</b>  |  |     | 36 | 33 |    | 85  | 94  |   | 16 x 1,5 | 59 |     | 501 | s10 |     |
| <b>15-1444</b>  |  | 48  | 38 | 36 | 60   | 97,5  | 34   |   | 16 x 1,5 |   |   |   | 13 | 2   | <b>17-0612</b>  |  |     | 36 | 33 |    | 85  | 94  |   | 16 x 1,5 | 59 |     | 750 | s10 |     |
| <b>15-1462</b>  |  |     | 36 | 30 | 59,6 | 89,9  | 40   |   | 16 x 1,5 |   |   |   | 13 | 2   | <b>17-0613</b>  |  |     | 36 |    |    | 90  |     |   | 16 x 1,5 | 59 |     | 471 | s1  |     |
| <b>15-1463</b>  |  |     | 36 | 27 | 59,5 | 97,95 | 40,5 |   | 16 x 1,5 |   |   |   | 13 | 2   | <b>17-0614</b>  |  |     | 36 |    |    | 90  |     |   | 16 x 1,5 | 59 |     | 757 | s10 |     |
| <b>15-1465</b>  |  |     | 36 | 30 | 59,5 | 81    | 40,3 |   | 16 x 1,5 |   |   |   | 13 | 2   | <b>17-0615</b>  |  |     | 22 | 33 |    | 90  | 100 |   | 20 x 1,5 | 78 |     | 769 | s10 |     |
| <b>15-1467</b>  |  |     | 36 | 30 | 59,5 | 90    | 40   |   | 16 x 1,5 |   |   |   | 13 | 2   | <b>17-0693</b>  |  | 45  | 38 |    |    | 98  |     |   | 16 x 1,5 | 34 |     | 596 |     |     |
| <b>15-1551</b>  |  | 45  | 38 | 27 | 59,6 | 100   | 34,3 |   | 16 x 1,5 |   |   |   | 13 | 1   | <b>17-0694</b>  |  | 45  | 38 |    |    | 98  |     |   | 16 x 1,5 | 34 |     | 618 |     |     |
| <b>15-1658</b>  |  |     | 36 | 27 | 59,5 | 100,1 | 40   |   | 16 x 1,5 |   |   |   | 13 | 1   | <b>17-0741</b>  |  |     | 36 |    |    | 98  | 108 |   | 16 x 1,5 | 58 |     | 464 | s10 |     |
| <b>15-1708</b>  |  |     | 36 | 33 | 59,5 | 93,7  | 39,8 |   | 16 x 1,5 |   |   |   | 13 | 2   | <b>17-0742</b>  |  |     | 36 |    |    | 98  | 108 |   | 16 x 1,5 | 58 |     | 774 | s10 |     |































































QUOTE DIMENSIONALI TRASMISSIONI - DIMENSIONS TRANSMISSION































































































































| METELLI<br>ref. | Spare<br>Parts  | ABS | A  | B  | C    | D  | E   | F | G        | H  | I | L   | M   | Fig | METELLI<br>ref. | Spare<br>Parts  | ABS | A  | B  | C    | D     | E    | F  | G        | H    | I    | L   | M   | Fig |   |
|-----------------|---|-----|----|----|------|----|-----|---|----------|----|---|-----|-----|-----|-----------------|---|-----|----|----|------|-------|------|----|----------|------|------|-----|-----|-----|---|
| <b>SEAT</b>     |   |     |    |    |      |    |     |   |          |    |   |     |     |     | <b>SKODA</b>    |   |     |    |    |      |       |      |    |          |      |      |     |     |     |   |
| <b>17-0758</b>  |    |     | 36 |    |      | 90 |     |   | 20 x 1,5 | 78 |   | 810 |     |     | <b>13-0436</b>  |    |     |    |    | 27,3 | 96,5  | 109  |    |          |      |      |     |     |     |   |
| <b>17-0779</b>  |    |     | 36 |    |      | 90 |     |   | 20 x 1,5 | 78 |   | 543 |     |     | <b>13-0480</b>  |    |     |    |    | 25,5 | 94    | 116  |    |          |      |      |     |     |     |   |
| <b>17-0874</b>  |    |     | 36 |    |      | 98 | 108 |   | 16 x 1,5 | 58 |   | 464 | s10 |     | <b>14-0020</b>  |    |     |    |    | 21   | 94    | 97   |    |          |      |      |     |     |     |   |
| <b>17-0875</b>  |    |     | 36 |    |      | 90 | 94  |   | 16 x 1,5 | 59 |   | 501 | s10 |     | <b>15-1158</b>  |    |     | 22 | 22 | 47   | 83    | 56   |    | 20 x 1,5 |      |      |     | 11  | 2   |   |
| <b>17-0876</b>  |    |     | 36 |    |      | 90 | 94  |   | 16 x 1,5 | 59 |   | 753 | s10 |     | <b>15-1189</b>  |    |     | 36 | 30 | 52,8 | 90    | 40   |    | 20 x 1,5 |      |      |     | 11  | 2   |   |
| <b>SEAT LCV</b> |   |     |    |    |      |    |     |   |          |    |   |     |     |     | <b>15-1239</b>  |    | 45  | 33 | 30 | 53   | 87,9  | 30   |    | 14 x 1,5 |      |      |     |     | 13  | 2 |
| <b>SEAT LCV</b> |   |     |    |    |      |    |     |   |          |    |   |     |     |     | <b>15-1241</b>  |    |     | 36 | 30 | 53   | 81    | 40   |    | 20 x 1,5 |      |      |     |     | 11  | 2 |
| <b>13-0002</b>  |    |     |    |    | 20   | 68 | 80  |   |          |    |   |     |     |     | <b>15-1267</b>  |    | 45  | 38 | 27 | 59,5 | 98    | 34   |    | 16 x 1,5 |      |      |     | 13  | 2   |   |
| <b>13-0005</b>  |    |     |    |    | 20   | 68 | 80  |   |          |    |   |     |     |     | <b>15-1375</b>  |    | 45  | 33 | 30 | 53   | 87,9  | 30   |    | 14 x 1,5 |      |      |     | 13  | 2   |   |
| <b>15-1019</b>  |    |     | 20 | 20 | 43,1 | 80 | 55  |   | 20 x 1,5 |    |   |     | 4   | 3   | <b>15-1381</b>  |    | 45  | 33 | 27 | 53   | 98    | 30   |    | 14 x 1,5 |      |      |     | 13  | 2   |   |
| <b>15-1021</b>  |    |     | 22 | 30 | 53   | 81 | 48  |   | 20 x 1,5 |    |   |     | 11  | 2   | <b>15-1403</b>  |    |     | 20 | 30 | 52   | 85    | 44   |    | 16 x 1,5 |      |      |     | 11  | 2   |   |
| <b>17-0002</b>  |    |     | 22 | 33 |      | 81 | 94  |   | 20 x 1,5 | 78 |   | 540 | s10 |     | <b>15-1413</b>  |    |     | 36 | 30 | 52   | 85    | 43   |    | 16 x 1,5 |      |      |     | 11  | 2   |   |
| <b>17-0003</b>  |    |     | 22 | 33 |      | 81 | 94  |   | 20 x 1,5 | 78 |   | 774 | s10 |     | <b>15-1414</b>  |    |     | 36 | 30 | 52   | 90    | 43,5 |    | 16 x 1,5 |      |      |     | 11  | 2   |   |
| <b>17-0121</b>  |    |     | 22 | 33 |      | 81 | 94  |   | 20 x 1,5 | 78 |   | 562 | s10 |     | <b>15-1415</b>  |    |     | 36 | 27 | 52   | 97,95 | 39,5 |    | 16 x 1,5 |      |      |     | 11  | 2   |   |
| <b>17-0126</b>  |    |     | 22 | 33 |      | 81 | 94  |   | 20 x 1,5 | 78 |   | 760 | s10 |     | <b>15-1428</b>  |    |     | 36 | 27 | 53   | 98    | 40   |    | 20 x 1,5 |      |      |     | 11  | 2   |   |
| <b>SKODA</b>    |   |     |    |    |      |    |     |   |          |    |   |     |     |     | <b>15-1441</b>  |    | 45  | 38 | 27 | 59,5 | 99,5  | 34   |    | 16 x 1,5 |      |      |     |     | 13  | 2 |
| <b>SKODA</b>    |   |     |    |    |      |    |     |   |          |    |   |     |     |     | <b>15-1462</b>  |    |     | 36 | 30 | 59,6 | 89,9  | 40   |    | 16 x 1,5 |      |      |     |     | 13  | 2 |
| <b>13-0135</b>  |    |     |    |    | 21   | 78 | 83  |   |          |    |   |     |     |     | <b>15-1463</b>  |    |     | 36 | 27 | 59,5 | 97,95 | 40,5 |    | 16 x 1,5 |      |      |     | 13  | 2   |   |
| <b>13-0152</b>  |    |     |    |    | 26   | 87 | 117 |   |          |    |   |     |     |     | <b>15-1467</b>  |    |     | 36 | 30 | 59,5 | 90    | 40   |    | 16 x 1,5 |      |      |     | 13  | 2   |   |
| <b>13-0154</b>  |   |     |    |    | 22   | 76 | 113 |   |          |    |   |     |     |     | <b>15-1658</b>  |   |     | 36 | 27 | 59,5 | 100,1 | 40   |    | 16 x 1,5 |      |      |     | 13  | 1   |   |
| <b>13-0178</b>  |  |     |    |    | 21   | 85 | 103 |   |          |    |   |     |     |     | <b>15-1708</b>  |  |     | 36 | 33 | 59,5 | 93,7  | 39,8 |    | 16 x 1,5 |      |      |     | 13  | 2   |   |
| <b>13-0196</b>  |  |     |    |    | 24   | 90 | 90  |   |          |    |   |     |     |     | <b>16-1010C</b> |  |     |    | 33 |      | 100   |      |    |          |      |      |     |     |     |   |
| <b>13-0258</b>  |  |     |    |    | 21   | 85 | 103 |   |          |    |   |     |     |     | <b>16-1022</b>  |  |     |    | 33 |      | 94    |      |    |          |      |      |     |     |     |   |
| <b>13-0263</b>  |  |     |    |    | 24   | 90 | 90  |   |          |    |   |     |     |     | <b>17-0119</b>  |  |     | 22 |    | 22   | 83    | 87   | 30 | 20 x 1,5 | 81   | 60,5 | 600 | s3  |     |   |
| <b>13-0272</b>  |  |     |    |    | 25   | 78 | 130 |   |          |    |   |     |     |     | <b>17-0120</b>  |  |     | 22 |    | 22   | 83    | 87   | 30 | 20 x 1,5 | 81   | 60,5 | 866 | s3  |     |   |
| <b>13-0278</b>  |  |     |    |    | 25   | 78 | 130 |   |          |    |   |     |     |     | <b>17-0207</b>  |  |     | 36 | 33 |      | 81    | 92   |    | 20 x 1,5 | 74   |      | 554 | s14 |     |   |
| <b>13-0283</b>  |  |     |    |    | 26   | 87 | 117 |   |          |    |   |     |     |     | <b>17-0208</b>  |  |     | 36 | 33 |      | 81    | 92   |    | 20 x 1,5 | 74   |      | 822 | s14 |     |   |
| <b>13-0284</b>  |  |     |    |    | 26   | 86 | 138 |   |          |    |   |     |     |     | <b>17-0211</b>  |  |     | 36 | 33 |      | 90    | 100  |    | 20 x 1,5 | 78   |      | 823 | s10 |     |   |
| <b>13-0293</b>  |  |     |    |    | 25   | 90 | 107 |   |          |    |   |     |     |     | <b>17-0358</b>  |  |     | 36 | 33 |      | 90    | 100  |    | 20 x 1,5 | 78   |      | 553 | s10 |     |   |
| <b>13-0300</b>  |  |     |    |    | 24   | 90 | 90  |   |          |    |   |     |     |     | <b>17-0435</b>  |  |     | 22 |    | 22   | 83    | 87   | 32 | 20 x 1,5 | 81   | 60,5 | 600 | s5  |     |   |
| <b>13-0319</b>  |  |     |    |    | 26   | 87 | 117 |   |          |    |   |     |     |     | <b>17-0436</b>  |  |     | 22 |    | 22   | 83    | 83   | 32 | 20 x 1,5 | 82,4 | 60,5 | 868 | s9  |     |   |
| <b>13-0320</b>  |  |     |    |    | 25   | 90 | 107 |   |          |    |   |     |     |     | <b>17-0441</b>  |  |     | 36 | 33 |      | 90    | 100  |    | 20 x 1,5 | 78   |      | 553 | s10 |     |   |

































































| METELLI ref.     | Spare Parts   | ABS | A  | B  | C    | D    | E    | F | G        | H    | I    | L    | M   | Fig | METELLI ref.  | Spare Parts   | ABS | A  | B  | C    | D    | E    | F | G        | H | I | L  | M | Fig |
|------------------|---|-----|----|----|------|------|------|---|----------|------|------|------|-----|-----|---------------|---|-----|----|----|------|------|------|---|----------|---|---|----|---|-----|
| <b>SKODA</b>     |   |     |    |    |      |      |      |   |          |      |      |      |     |     | <b>SUBARU</b> |   |     |    |    |      |      |      |   |          |   |   |    |   |     |
| 17-0611          |    |     | 36 | 33 |      | 85   | 94   |   | 16 x 1,5 | 59   |      | 501  | s10 |     | 13-0068       |    |     |    |    | 25   | 85   | 102  |   |          |   |   |    |   |     |
| 17-0612          |    |     | 36 | 33 |      | 85   | 94   |   | 16 x 1,5 | 59   |      | 750  | s10 |     | 13-0074       |    |     |    |    | 23   | 81   | 96   |   |          |   |   |    |   |     |
| 17-0613          |    |     | 36 |    |      | 90   |      |   | 16 x 1,5 | 59   |      | 471  | s1  |     | 13-0132       |    |     |    |    | 24   | 90   | 94,5 |   |          |   |   |    |   |     |
| 17-0614          |    |     | 36 |    |      | 90   |      |   | 16 x 1,5 | 59   |      | 757  | s10 |     | 13-0181       |    |     |    |    | 23   | 81   | 96   |   |          |   |   |    |   |     |
| 17-0741          |    |     | 36 |    |      | 98   | 108  |   | 16 x 1,5 | 58   |      | 464  | s10 |     | 13-0408       |    |     |    |    | 20   | 68   | 100  |   |          |   |   |    |   |     |
| 17-0742          |    |     | 36 |    |      | 98   | 108  |   | 16 x 1,5 | 58   |      | 774  | s10 |     | 15-1018       |    |     | 30 | 22 | 58   | 80   | 99   |   | 24 x 1,5 |   |   | 14 | 1 |     |
| 17-0743          |    |     | 36 |    |      | 85   | 94   |   | 16 x 1,5 | 59   |      | 758  |     |     | 15-1040       |    |     | 30 | 23 | 52   | 82,3 | 99   |   | 24 x 1,5 |   |   | 14 | 1 |     |
| 17-0747          |    |     | 36 |    |      | 90   | 108  |   | 20 x 1,5 | 78   |      | 544  | s1  |     | 15-1046       |    |     | 30 | 23 | 58   | 80   | 99   |   | 24 x 1,5 |   |   | 14 | 1 |     |
| 17-0748          |    |     | 36 |    |      | 90   | 108  |   | 20 x 1,5 | 78   |      | 808  | s1  |     | 15-1077       |    |     | 30 | 25 | 58   | 89,7 | 99   |   | 24 x 1,5 |   |   | 14 | 1 |     |
| 17-0777          |    |     | 36 |    |      | 85   | 94   |   | 16 x 1,5 | 59   |      | 487  |     |     | 15-1084       |    |     | 27 | 30 | 56   | 87,9 | 60   |   | 22 x 1,5 |   |   | 3  | 1 |     |
| <b>SKODA LCV</b> |   |     |    |    |      |      |      |   |          |      |      |      |     |     | 15-1151       |    |     | 27 | 25 | 56   | 95   | 60   |   | 22 x 1,5 |   |   |    | 3 | 1   |
| <b>SKODA LCV</b> |   |     |    |    |      |      |      |   |          |      |      |      |     |     | 15-1247       |    |     | 27 | 22 | 56   | 83   | 60   |   | 22 x 1,5 |   |   |    | 3 | 1   |
| 13-0272          |    |     |    |    | 25   | 78   | 130  |   |          |      |      |      |     |     | 15-1274       |    |     | 24 | 19 | 50   | 72,3 | 77,5 |   | 18 x 1,5 |   |   | 14 | 1 |     |
| 13-0278          |    |     |    |    | 25   | 78   | 130  |   |          |      |      |      |     |     | 15-1318       |    |     | 24 | 18 | 50   | 72,3 | 77,5 |   | 20 x 1,5 |   |   | 14 | 1 |     |
| 13-0283          |    |     |    |    | 26   | 87   | 117  |   |          |      |      |      |     |     | 15-1319       |    |     | 24 | 18 | 50   | 72,3 | 77,5 |   | 20 x 1,5 |   |   | 14 | 1 |     |
| 15-1403          |    |     | 20 | 30 | 52   | 85   | 44   |   | 16 x 1,5 |      |      |      | 11  | 2   | 15-1320       |    |     | 24 | 19 | 50   | 72,3 | 77,5 |   | 18 x 1,5 |   |   | 14 | 1 |     |
| 15-1413          |    |     | 36 | 30 | 52   | 85   | 43   |   | 16 x 1,5 |      |      |      | 11  | 2   | 15-1614       |    | 43  | 25 | 28 | 49,1 | 76,7 | 51   |   | 18 x 1,5 |   |   | 3  | 2 |     |
| 15-1414          |    |     | 36 | 30 | 52   | 90   | 43,5 |   | 16 x 1,5 |      |      |      | 11  | 2   | <b>SUZUKI</b> |   |     |    |    |      |      |      |   |          |   |   |    |   |     |
| 17-0743          |    |     | 36 |    |      | 85   | 94   |   | 16 x 1,5 | 59   |      | 758  |     |     | 13-0059       |    |     |    |    | 18   | 63   | 82   |   |          |   |   |    |   |     |
| 17-0777          |    |     | 36 |    |      | 85   | 94   |   | 16 x 1,5 | 59   |      | 487  |     |     | 13-0070       |    |     |    |    | 18   | 63   | 82   |   |          |   |   |    |   |     |
| <b>SMART</b>     |   |     |    |    |      |      |      |   |          |      |      |      |     |     | 13-0095       |   |     |    |    | 18   | 63   | 82   |   |          |   |   |    |   |     |
| 13-0354          |  |     |    |    | 22   | 72   | 127  |   |          |      |      |      |     |     | 13-0096       |  |     |    |    | 19   | 67   | 85   |   |          |   |   |    |   |     |
| 13-0409          |  |     |    |    | 22   | 82   | 126  |   |          |      |      |      |     |     | 13-0099       |  |     |    |    | 18   | 62   | 82,5 |   |          |   |   |    |   |     |
| 15-1507          |  |     | 25 | 21 | 53,4 | 75   | 58,4 |   | 22 x 1,5 |      |      |      | 11  | 2   | 13-0128       |  |     |    |    | 21   | 73   | 91   |   |          |   |   |    |   |     |
| 15-1615          |  |     | 25 | 23 | 53   | 82   | 57,2 |   | 22 x 1,5 |      |      |      | 4   | 1   | 13-0129       |  |     |    |    | 21   | 73   | 91   |   |          |   |   |    |   |     |
| 17-0629          |  | 42  | 24 |    | 33   | 70   | 71   |   | 14 x 1,5 | 25,5 | 59,8 | 475, | s19 |     | 13-0248       |  |     |    |    | 18   | 63   | 82   |   |          |   |   |    |   |     |
| 17-0630          |  | 42  | 24 |    | 33   | 70   | 71   |   | 14 x 1,5 | 25,5 | 59,8 | 715, | s19 |     | 13-0249       |  |     |    |    | 21   | 73   | 91   |   |          |   |   |    |   |     |
| <b>SUBARU</b>    |   |     |    |    |      |      |      |   |          |      |      |      |     |     | 13-0251       |  |     |    |    | 18   | 63   | 82   |   |          |   |   |    |   |     |
| <b>SUBARU</b>    |   |     |    |    |      |      |      |   |          |      |      |      |     |     | 13-0261       |  |     |    |    | 21   | 73   | 91   |   |          |   |   |    |   |     |
| 13-0021          |  |     |    |    | 21   | 71,5 | 90   |   |          |      |      |      |     |     | 13-0262       |  |     |    |    | 22   | 76   | 113  |   |          |   |   |    |   |     |
| 13-0044          |  |     |    |    | 21   | 71,5 | 90   |   |          |      |      |      |     |     | 13-0270       |  |     |    |    | 20   | 68   | 100  |   |          |   |   |    |   |     |

































































| METELLI<br>ref. | Spare<br>Parts  | ABS | A  | B    | C    | D     | E    | F        | G | H | I | L | M  | Fig | METELLI<br>ref. | Spare<br>Parts  | ABS | A  | B    | C     | D    | E    | F        | G        | H | I | L  | M | Fig |  |  |  |  |  |  |  |  |  |  |  |  |  |  |  |  |
|-----------------|---|-----|----|------|------|-------|------|----------|---|---|---|---|----|-----|-----------------|---|-----|----|------|-------|------|------|----------|----------|---|---|----|---|-----|--|--|--|--|--|--|--|--|--|--|--|--|--|--|--|--|
| <b>SUZUKI</b>   |   |     |    |      |      |       |      |          |   |   |   |   |    |     | <b>TOYOTA</b>   |   |     |    |      |       |      |      |          |          |   |   |    |   |     |  |  |  |  |  |  |  |  |  |  |  |  |  |  |  |  |
| 13-0380         |    |     |    |      | 22   | 72    | 127  |          |   |   |   |   |    |     | 13-0166         |    |     |    |      | 24    | 79   | 98   |          |          |   |   |    |   |     |  |  |  |  |  |  |  |  |  |  |  |  |  |  |  |  |
| 13-0408         |    |     |    |      | 20   | 68    | 100  |          |   |   |   |   |    |     | 13-0186         |    |     |    |      | 22    | 78   | 94   |          |          |   |   |    |   |     |  |  |  |  |  |  |  |  |  |  |  |  |  |  |  |  |
| 13-0441         |    |     |    |      | 18   | 63    | 82   |          |   |   |   |   |    |     | 13-0199         |    |     |    |      | 21    | 73   | 91   |          |          |   |   |    |   |     |  |  |  |  |  |  |  |  |  |  |  |  |  |  |  |  |
| 13-0447         |    |     |    |      | 20   | 68    | 100  |          |   |   |   |   |    |     | 13-0237         |    |     |    |      | 24    | 79   | 98   |          |          |   |   |    |   |     |  |  |  |  |  |  |  |  |  |  |  |  |  |  |  |  |
| 13-0523         |    |     |    |      | 17   | 68    | 100  |          |   |   |   |   |    |     | 13-0239         |    |     |    |      | 22    | 78   | 94   |          |          |   |   |    |   |     |  |  |  |  |  |  |  |  |  |  |  |  |  |  |  |  |
| 15-0459         |    | 26  | 19 | 44   | 71,5 | 115,4 |      | 8 x 1,25 |   |   |   |   | 12 | 1   | 13-0240         |    |     |    |      | 22    | 78   | 94   |          |          |   |   |    |   |     |  |  |  |  |  |  |  |  |  |  |  |  |  |  |  |  |
| 15-1068         |    | 23  | 19 | 44   | 72   | 65    |      | 18 x 1,5 |   |   |   |   | 5  | 1   | 13-0243         |    |     |    |      | 24    | 79   | 98   |          |          |   |   |    |   |     |  |  |  |  |  |  |  |  |  |  |  |  |  |  |  |  |
| 15-1080         |    | 23  | 19 | 44   | 72   | 65    |      | 18 x 1,5 |   |   |   |   | 5  | 1   | 13-0244         |    |     |    |      | 20    | 78   | 103  |          |          |   |   |    |   |     |  |  |  |  |  |  |  |  |  |  |  |  |  |  |  |  |
| 15-1114         |    | 23  | 19 | 49   | 71,5 | 66    |      | 18 x 1,5 |   |   |   |   | 3  | 1   | 13-0268         |    |     |    |      | 20    | 68   | 100  |          |          |   |   |    |   |     |  |  |  |  |  |  |  |  |  |  |  |  |  |  |  |  |
| 15-1117         |    | 23  | 18 | 44   | 68   | 65    |      | 18 x 1,5 |   |   |   |   | 5  | 1   | 13-0269         |    |     |    |      | 26    | 86   | 138  |          |          |   |   |    |   |     |  |  |  |  |  |  |  |  |  |  |  |  |  |  |  |  |
| 15-1149         |    | 25  | 22 | 49   | 79   | 51    |      | 18 x 1,5 |   |   |   |   | 3  | 1   | 13-0309         |    |     |    |      | 20    | 78   | 103  |          |          |   |   |    |   |     |  |  |  |  |  |  |  |  |  |  |  |  |  |  |  |  |
| 15-1252         |    | 23  | 22 | 49   | 75,6 | 66    |      | 18 x 1,5 |   |   |   |   | 3  | 1   | 13-0311         |    |     |    |      | 20    | 78   | 103  |          |          |   |   |    |   |     |  |  |  |  |  |  |  |  |  |  |  |  |  |  |  |  |
| 15-1266         |    | 25  | 21 | 49   | 74   | 51    |      | 18 x 1,5 |   |   |   |   | 3  | 1   | 13-0318         |    |     |    |      | 20    | 68   | 100  |          |          |   |   |    |   |     |  |  |  |  |  |  |  |  |  |  |  |  |  |  |  |  |
| 15-1360         |    | 23  | 20 | 49   | 71   | 68    |      | 18 x 1,5 |   |   |   |   | 3  | 2   | 13-0334         |    |     |    |      | 22    | 82   | 126  |          |          |   |   |    |   |     |  |  |  |  |  |  |  |  |  |  |  |  |  |  |  |  |
| 15-1361         |    | 23  | 20 | 49   | 71   | 68    |      | 18 x 1,5 |   |   |   |   | 3  | 3   | 13-0335         |    |     |    |      | 22    | 72   | 97   |          |          |   |   |    |   |     |  |  |  |  |  |  |  |  |  |  |  |  |  |  |  |  |
| 15-1362         |    | 23  | 20 | 49   | 76   | 68    |      | 18 x 1,5 |   |   |   |   | 3  | 3   | 13-0336         |    |     |    |      | 25    | 90   | 107  |          |          |   |   |    |   |     |  |  |  |  |  |  |  |  |  |  |  |  |  |  |  |  |
| 15-1365         |    | 25  | 19 | 49   | 69   | 51    |      | 18 x 1,5 |   |   |   |   | 3  | 2   | 13-0370         |    |     |    |      | 22    | 82   | 126  |          |          |   |   |    |   |     |  |  |  |  |  |  |  |  |  |  |  |  |  |  |  |  |
| 15-1380         |    | 26  | 22 | 48   | 79   | 115,4 |      | 8 x 1,25 |   |   |   |   | 12 | 1   | 13-0381         |    |     |    |      | 22    | 78   | 118  |          |          |   |   |    |   |     |  |  |  |  |  |  |  |  |  |  |  |  |  |  |  |  |
| 15-1394         |    | 43  | 23 | 20   | 49   | 72,3  | 53   | 18 x 1,5 |   |   |   |   | 3  | 1   | 13-0530         |    |     |    |      | 25    | 90   | 107  |          |          |   |   |    |   |     |  |  |  |  |  |  |  |  |  |  |  |  |  |  |  |  |
| 15-1540         |    | 26  | 30 | 47,9 | 83   | 115,8 |      | 8 x 1,25 |   |   |   |   | 12 | 2   | 13-0540         |    |     |    |      | 21    | 85   | 103  |          |          |   |   |    |   |     |  |  |  |  |  |  |  |  |  |  |  |  |  |  |  |  |
| 15-1555         |   | 43  | 25 | 21   | 49   | 75,1  | 52   | 18 x 1,5 |   |   |   |   | 3  | 1   | 15-0217         |   | 30  | 27 | 61,7 | 92,4  | 36   |      | 8 x 1,25 |          |   |   | 12 | 2 |     |  |  |  |  |  |  |  |  |  |  |  |  |  |  |  |  |
| 15-1602         |  | 43  | 25 | 29   | 49,1 | 72,6  | 51,5 | -        |   |   |   |   | 5  | 2   | 15-0218         |  | 30  | 24 | 57   | 104,6 | 38,7 |      | 8 x 1,25 |          |   |   | 12 | 2 |     |  |  |  |  |  |  |  |  |  |  |  |  |  |  |  |  |
| 15-1614         |  | 43  | 25 | 28   | 49,1 | 76,7  | 51   | 18 x 1,5 |   |   |   |   | 3  | 2   | 15-1030         |  | 26  | 23 | 56   | 82    | 60   |      | 19 x 1,5 |          |   |   | 5  | 2 |     |  |  |  |  |  |  |  |  |  |  |  |  |  |  |  |  |
| 15-1665         |  | 43  | 23 | 19   | 49   | 69    | 53,5 | 18 x 1,5 |   |   |   |   | 3  | 2   | 15-1070         |  | 26  | 24 | 56   | 85    | 60   |      | 19 x 1,5 |          |   |   | 5  | 2 |     |  |  |  |  |  |  |  |  |  |  |  |  |  |  |  |  |
| 15-1672         |  | 43  | 23 | 20   | 49   | 72,5  | 53,2 | 18 x 1,5 |   |   |   |   | 3  | 1   | 15-1078         |  | 26  | 29 | 56   | 84    | 59,5 |      | 22 x 1,5 |          |   |   | 5  | 3 |     |  |  |  |  |  |  |  |  |  |  |  |  |  |  |  |  |
| 15-1724         |  | 25  | 20 | 49   | 72,3 | 50,2  |      | 18 x 1,5 |   |   |   |   | 5  | 1   | 15-1134         |  | 26  | 25 | 56   | 89,5  | 60   |      | 19 x 1,5 |          |   |   | 5  | 2 |     |  |  |  |  |  |  |  |  |  |  |  |  |  |  |  |  |
| <b>TOYOTA</b>   |   |     |    |      |      |       |      |          |   |   |   |   |    |     | 15-1207         |  | 26  | 27 | 56   | 89,5  | 59   |      |          |          |   |   |    |   |     |  |  |  |  |  |  |  |  |  |  |  |  |  |  |  |  |
| <b>TOYOTA</b>   |   |     |    |      |      |       |      |          |   |   |   |   |    |     | 15-1253         |  | 23  | 23 | 56   | 80    | 51   |      |          |          |   |   |    |   |     |  |  |  |  |  |  |  |  |  |  |  |  |  |  |  |  |
| 13-0029         |  |     |    |      | 26   | 78    | 100  |          |   |   |   |   |    |     | 15-1271         |  |     | 23 | 21   | 56    | 77   | 57,5 |          | 22 x 1,5 |   |   |    | 5 | 2   |  |  |  |  |  |  |  |  |  |  |  |  |  |  |  |  |
| 13-0061         |  |     |    |      | 26   | 78    | 100  |          |   |   |   |   |    |     | 15-1325         |  | 48  | 30 | 34   | 56    | 92,7 |      |          | 22 x 1,5 |   |   |    | 5 | 2   |  |  |  |  |  |  |  |  |  |  |  |  |  |  |  |  |
| 13-0069         |  |     |    |      | 23   | 78    | 110  |          |   |   |   |   |    |     | 15-1326         |  |     | 30 | 34   | 56    | 94,3 |      |          | 22 x 1,5 |   |   |    | 5 | 2   |  |  |  |  |  |  |  |  |  |  |  |  |  |  |  |  |
| 13-0111         |  |     |    |      | 25   | 85    | 102  |          |   |   |   |   |    |     | 15-1334         |  |     | 26 | 30   | 56    | 87   | 60   |          | 22 x 1,5 |   |   |    | 5 | 2   |  |  |  |  |  |  |  |  |  |  |  |  |  |  |  |  |































































| METELLI<br>ref. | Spare<br>Parts  | ABS | A  | B  | C    | D    | E    | F | G        | H    | I    | L   | M  | Fig | METELLI<br>ref.   | Spare<br>Parts  | ABS | A  | B  | C    | D    | E   | F | G        | H  | I  | L    | M  | Fig |  |
|-----------------|---|-----|----|----|------|------|------|---|----------|------|------|-----|----|-----|-------------------|---|-----|----|----|------|------|-----|---|----------|----|----|------|----|-----|--|
| <b>TOYOTA</b>   |   |     |    |    |      |      |      |   |          |      |      |     |    |     | <b>TOYOTA</b>     |   |     |    |    |      |      |     |   |          |    |    |      |    |     |  |
| <b>15-1339</b>  |    |     | 26 | 27 | 56   | 90   | 56   |   | 22 x 1,5 |      |      |     | 5  | 2   | <b>17-1054</b>    |    | 48  | 24 |    | 23   | 83,3 | -   | - | M22 x    | 90 | 59 | 878  |    |     |  |
| <b>15-1346</b>  |    |     | 26 | 23 | 56   | 83   | 61   |   | 22 x 1,5 |      |      |     | 5  | 2   | <b>17-1068</b>    |    | 48  | 24 |    | 23   | 77   | -   | - | 22 x 1,5 | -  | 59 | 868  |    |     |  |
| <b>15-1347</b>  |    | 48  | 26 | 23 | 56   | 86   | 60,5 |   | 22 x 1,5 |      |      |     | 5  | 2   | <b>21-0001</b>    |    |     | 26 |    | 24   | 85,7 |     |   | 22 x 1,5 | 95 |    | 546, |    |     |  |
| <b>15-1351</b>  |    | 48  | 26 | 24 | 56   | 85,8 | 61   |   | 22 x 1,5 |      |      |     | 5  | 2   | <b>21-0002</b>    |    |     | 26 |    | 24   | 85,7 |     |   | 22 x 1,5 | 95 |    | 787, |    |     |  |
| <b>15-1352</b>  |    | 48  | 26 | 29 | 56   | 84   | 59,5 |   | 22 x 1,5 |      |      |     | 5  | 3   | <b>TOYOTA LCV</b> |   |     |    |    |      |      |     |   |          |    |    |      |    |     |  |
| <b>15-1392</b>  |    |     | 24 | 26 | 58   | 77   | 56   |   | 22 x 1,5 |      |      |     | 5a | 2   |                   |   |     |    |    |      |      |     |   |          |    |    |      |    |     |  |
| <b>15-1393</b>  |    | 48  | 26 | 27 | 56   | 96   | 60   |   | 22 x 1,5 |      |      |     | 5  | 2   | <b>15-0217</b>    |    |     | 30 | 27 | 61,7 | 92,4 | 36  |   | 8 x 1,25 |    |    |      | 12 | 2   |  |
| <b>15-1447</b>  |    | 48  | 24 | 22 | 58   | 81   | 56   |   | 22 x 1,5 |      |      |     | 5a | 2   | <b>VOLKSWAGEN</b> |   |     |    |    |      |      |     |   |          |    |    |      |    |     |  |
| <b>15-1450</b>  |    | 48  | 24 | 23 | 57,9 | 84,9 | 56,5 |   | 22 x 1,5 |      |      |     | 5  | 2   | <b>13-0004</b>    |    |     |    |    | 20   | 68   | 80  |   |          |    |    |      |    |     |  |
| <b>15-1460</b>  |    | 48  | 24 | 26 | 58   | 77   | 56   |   | 22 x 1,5 |      |      |     | 5a | 2   | <b>13-0005</b>    |    |     |    |    | 20   | 68   | 80  |   |          |    |    |      |    |     |  |
| <b>15-1483</b>  |    | 48  | 26 | 23 | 56   | 82   | 59,5 |   | 22 x 1,5 |      |      |     | 5  | 1   | <b>13-0035</b>    |    |     |    |    | 20   | 68   | 80  |   |          |    |    |      |    |     |  |
| <b>15-1484</b>  |    | 48  | 26 | 22 | 56   | 79,1 | 60   |   | 22 x 1,5 |      |      |     | 5  | 1   | <b>13-0036</b>    |    |     |    |    | 18   | 68   | 94  |   |          |    |    |      |    |     |  |
| <b>15-1485</b>  |    | 48  | 30 | 27 | 63,2 | 96,4 | 57,3 |   | 22 x 1,5 |      |      |     | 5  | 2   | <b>13-0047</b>    |    |     |    |    | 20   | 68   | 80  |   |          |    |    |      |    |     |  |
| <b>15-1513</b>  |    | 48  | 26 | 23 | 56   | 82   | 58,5 |   | -        |      |      |     | 5  | 1   | <b>13-0048</b>    |    |     |    |    | 22   | 83   | 79  |   |          |    |    |      |    |     |  |
| <b>15-1528</b>  |    |     | 24 | 19 | 49,5 | 70,1 | 56   |   | -        |      |      |     | 5a | 1   | <b>13-0105</b>    |    |     |    |    | 22   | 83   | 79  |   |          |    |    |      |    |     |  |
| <b>15-1536</b>  |    |     | 26 | 27 | 63,2 | 94,5 | 58,5 |   | 22 x 1,5 |      |      |     | 5  | 2   | <b>13-0152</b>    |    |     |    |    | 26   | 87   | 117 |   |          |    |    |      |    |     |  |
| <b>15-1539</b>  |    | 48  | 26 | 23 | 58   | 82   | 59,5 |   | 22 x 1,5 |      |      |     | 5  | 1   | <b>13-0153</b>    |    |     |    |    | 20   | 68   | 80  |   |          |    |    |      |    |     |  |
| <b>15-1544</b>  |    | 48  | 26 | 25 | 58   | 90,2 | 59   |   | 22 x 1,5 |      |      |     | 5  | 1   | <b>13-0154</b>    |    |     |    |    | 22   | 76   | 113 |   |          |    |    |      |    |     |  |
| <b>15-1557</b>  |    | 48  | 24 | 28 | 55,9 | 81   | 56,1 |   | 22 x 1,5 |      |      |     | 5a | 3   | <b>13-0178</b>    |    |     |    |    | 21   | 85   | 103 |   |          |    |    |      |    |     |  |
| <b>15-1778</b>  |    | 48  | 26 | 25 | 57,9 | 90,8 | 59,7 |   | 22 x 1,5 |      |      |     | 5  | 1   | <b>13-0196</b>    |    |     |    |    | 24   | 90   | 90  |   |          |    |    |      |    |     |  |
| <b>17-0857</b>  |   |     | 24 | 23 |      | 73   | 70,3 |   | 22 x 1,5 | 90,8 | 60   | 593 | s3 |     | <b>13-0258</b>    |   |     |    |    | 21   | 85   | 103 |   |          |    |    |      |    |     |  |
| <b>17-0858</b>  |  |     | 24 | 23 |      | 73   | 70,3 |   | 22 x 1,5 | 90,8 | 60   | 897 | s3 |     | <b>13-0259</b>    |  |     |    |    | 21   | 85   | 103 |   |          |    |    |      |    |     |  |
| <b>17-0892</b>  |  |     | 26 | 23 |      | 73,2 | 73,3 |   | 22 x 1,5 | 95,6 | 60   | 669 | s3 |     | <b>13-0263</b>    |  |     |    |    | 24   | 90   | 90  |   |          |    |    |      |    |     |  |
| <b>17-0893</b>  |  |     | 26 | 23 |      | 73,2 | 73,3 |   | 22 x 1,5 | 95,6 | 60   | 884 | s3 |     | <b>13-0266</b>    |  |     |    |    | 26   | 86   | 138 |   |          |    |    |      |    |     |  |
| <b>17-0894</b>  |  |     | 26 | 20 |      | 86   | 81,9 |   | 22 x 1,5 | 95   | 63   | 655 | s3 |     | <b>13-0272</b>    |  |     |    |    | 25   | 78   | 130 |   |          |    |    |      |    |     |  |
| <b>17-0895</b>  |  |     | 26 | 20 |      | 86   | 81,9 |   | 22 x 1,5 | 95   | 63   | 895 | s3 |     | <b>13-0278</b>    |  |     |    |    | 25   | 78   | 130 |   |          |    |    |      |    |     |  |
| <b>17-0920</b>  |  |     | 24 |    | 23   | 70,2 | 70,3 |   | 22 x 1,5 | 90,7 | 60,3 | 650 | s3 |     | <b>13-0283</b>    |  |     |    |    | 26   | 87   | 117 |   |          |    |    |      |    |     |  |
| <b>17-0921</b>  |  |     | 24 |    | 23   | 70,2 | 70,3 |   | 22 x 1,5 | 90,7 | 60,3 | 840 | s3 |     | <b>13-0284</b>    |  |     |    |    | 26   | 86   | 138 |   |          |    |    |      |    |     |  |
| <b>17-1050</b>  |  |     | 24 |    | 23   | 77   | -    | - | 22 x 1,5 | -    | 59   | 652 |    |     | <b>13-0293</b>    |  |     |    |    | 25   | 90   | 107 |   |          |    |    |      |    |     |  |
| <b>17-1051</b>  |  |     | 24 |    | 23   | 77   | -    | - | 22 x 1,5 | -    | 59   | 868 |    |     | <b>13-0300</b>    |  |     |    |    | 24   | 90   | 90  |   |          |    |    |      |    |     |  |
| <b>17-1052</b>  |  | 48  | 24 |    | 23   | 77   | -    | - | 22 x 1,5 | -    | 59   | 652 |    |     | <b>13-0306</b>    |  |     |    |    | 26   | 86   | 138 |   |          |    |    |      |    |     |  |
| <b>17-1053</b>  |  | 48  | 24 |    | 23   | 83,3 | -    | - | 22 x 1,5 | 90   | 59   | 638 |    |     |                   |   |     |    |    |      |      |     |   |          |    |    |      |    |     |  |

| METELLI<br>ref.   | Spare<br>Parts  | ABS | A  | B  | C    | D     | E   | F | G        | H | I | L | M  | Fig | METELLI<br>ref.   | Spare<br>Parts  | ABS | A  | B  | C    | D     | E    | F | G | H | I | L   | M | Fig |
|-------------------|---|-----|----|----|------|-------|-----|---|----------|---|---|---|----|-----|-------------------|---|-----|----|----|------|-------|------|---|---|---|---|-----|---|-----|
| <b>VOLKSWAGEN</b> |   |     |    |    |      |       |     |   |          |   |   |   |    |     | <b>VOLKSWAGEN</b> |   |     |    |    |      |       |      |   |   |   |   |     |   |     |
| 13-0319           |    |     |    |    | 26   | 87    | 117 |   |          |   |   |   |    |     | 15-1189           |    |     | 36 | 30 | 52,8 | 90    | 40   |   |   |   |   | 11  | 2 |     |
| 13-0320           |    |     |    |    | 25   | 90    | 107 |   |          |   |   |   |    |     | 15-1190           |    |     | 22 | 30 | 53   | 81    | 48   |   |   |   |   | 11  | 2 |     |
| 13-0321           |    |     |    |    | 22   | 76    | 113 |   |          |   |   |   |    |     | 15-1239           |    | 45  | 33 | 30 | 53   | 87,9  | 30   |   |   |   |   | 13  | 2 |     |
| 13-0322           |    |     |    |    | 25   | 78    | 130 |   |          |   |   |   |    |     | 15-1241           |    |     | 36 | 30 | 53   | 81    | 40   |   |   |   |   | 11  | 2 |     |
| 13-0367           |    |     |    |    | 25   | 78    | 130 |   |          |   |   |   |    |     | 15-1267           |    | 45  | 38 | 27 | 59,5 | 98    | 34   |   |   |   |   | 13  | 2 |     |
| 13-0368           |    |     |    |    | 26   | 87    | 117 |   |          |   |   |   |    |     | 15-1375           |    | 45  | 33 | 30 | 53   | 87,9  | 30   |   |   |   |   | 13  | 2 |     |
| 13-0376           |    |     |    |    | 21,3 | 69    | 103 |   |          |   |   |   |    |     | 15-1377           |    | 45  | 38 | 30 | 59,6 | 87,9  | 34   |   |   |   |   | 13  | 2 |     |
| 13-0416           |    |     |    |    | 27,3 | 96,5  | 109 |   |          |   |   |   |    |     | 15-1381           |    | 45  | 33 | 27 | 53   | 98    | 30   |   |   |   |   | 13  | 2 |     |
| 13-0424           |    |     |    |    | 24   | 90    | 90  |   |          |   |   |   |    |     | 15-1389           |    | 48  | 38 | 27 | 60   | 93,3  | 34   |   |   |   |   | 13  | 2 |     |
| 13-0426           |    |     |    |    | 27,3 | 96,5  | 109 |   |          |   |   |   |    |     | 15-1403           |    |     | 20 | 30 | 52   | 85    | 44   |   |   |   |   | 11  | 2 |     |
| 13-0433           |    |     |    |    | 22   | 76    | 113 |   |          |   |   |   |    |     | 15-1413           |    |     | 36 | 30 | 52   | 85    | 43   |   |   |   |   | 11  | 2 |     |
| 13-0436           |    |     |    |    | 27,3 | 96,5  | 109 |   |          |   |   |   |    |     | 15-1414           |    |     | 36 | 30 | 52   | 90    | 43,5 |   |   |   |   | 11  | 2 |     |
| 13-0437           |    |     |    |    | 27,3 | 96,5  | 109 |   |          |   |   |   |    |     | 15-1415           |    |     | 36 | 27 | 52   | 97,95 | 39,5 |   |   |   |   | 11  | 2 |     |
| 13-0468           |    |     |    |    | 27,3 | 96,5  | 109 |   |          |   |   |   |    |     | 15-1428           |    |     | 36 | 27 | 53   | 98    | 40   |   |   |   |   | 11  | 2 |     |
| 13-0480           |    |     |    |    | 25,5 | 94    | 116 |   |          |   |   |   |    |     | 15-1441           |    | 45  | 38 | 27 | 59,5 | 99,5  | 34   |   |   |   |   | 13  | 2 |     |
| 13-0536           |    |     |    |    | 24   | 90    | 83  |   |          |   |   |   |    |     | 15-1444           |    | 48  | 38 | 36 | 60   | 97,5  | 34   |   |   |   |   | 13  | 2 |     |
| 14-0004           |    |     |    |    | 21   | 89    | 97  |   |          |   |   |   |    |     | 15-1462           |    |     | 36 | 30 | 59,6 | 89,9  | 40   |   |   |   |   | 13  | 2 |     |
| 14-0005           |    |     |    |    | 21   | 94    | 97  |   |          |   |   |   |    |     | 15-1463           |    |     | 36 | 27 | 59,5 | 97,95 | 40,5 |   |   |   |   | 13  | 2 |     |
| 14-0012           |    |     |    |    | 24   | 107,5 | 120 |   |          |   |   |   |    |     | 15-1465           |    |     | 36 | 30 | 59,5 | 81    | 40,3 |   |   |   |   | 13  | 2 |     |
| 14-0020           |    |     |    |    | 21   | 94    | 97  |   |          |   |   |   |    |     | 15-1466           |    |     | 22 | 30 | 53,3 | 87,9  | 49   |   |   |   |   | 11  | 2 |     |
| 14-0021           |   |     |    |    | 21   | 89    | 97  |   |          |   |   |   |    |     | 15-1467           |   |     | 36 | 30 | 59,5 | 90    | 40   |   |   |   |   | 13  | 2 |     |
| 15-1004           |  |     | 22 | 30 | 50,3 | 81    | 48  |   | 20 x 1,5 |   |   |   | 11 | 3   | 15-1531           |  |     | 36 | 30 | 51,9 | 84,8  | 43   |   |   |   |   | 11a | 2 |     |
| 15-1005           |  |     | 22 | 30 | 50,3 | 81    | 48  |   | 20 x 1,5 |   |   |   | 11 | 2   | 15-1533           |  |     | 36 | 30 | 51,6 | 89,8  | 42,8 |   |   |   |   | 11a | 2 |     |
| 15-1009           |  |     | 22 | 30 | 53   | 90    | 49  |   | 20 x 1,5 |   |   |   | 11 | 2   | 15-1547           |  |     | 20 | 26 | 44   | 69,9  | 43   |   |   |   |   | 11  | 1 |     |
| 15-1021           |  |     | 22 | 30 | 53   | 81    | 48  |   | 20 x 1,5 |   |   |   | 11 | 2   | 15-1633           |  |     | 38 | 27 | 64   | 100   | 56,2 |   |   |   |   | 11  | 1 |     |
| 15-1034           |  |     | 20 | 30 | 45,5 | 81    | 46  |   | 20 x 1,5 |   |   |   | 11 | 2   | 15-1641           |  | 45  | 38 | 27 | 59,5 | 99,5  | 34   |   |   |   |   | 13  | 2 |     |
| 15-1035           |  |     | 20 | 25 | 45,5 | 77    | 48  |   | 20 x 1,5 |   |   |   | 11 | 2   | 15-1644           |  |     | 38 | 27 | 64   | 100   | 56,2 |   |   |   |   | 11  | 1 |     |
| 15-1049           |  |     | 22 | 30 | 51   | 81    | 48  |   | 20 x 1,5 |   |   |   | 11 | 3   | 15-1653           |  |     | 22 | 30 | 51   | 81    | 48   |   |   |   |   | 11  | 2 |     |
| 15-1050           |  |     | 22 | 30 | 51   | 90    | 49  |   | 20 x 1,5 |   |   |   | 11 | 2   | 15-1658           |  |     | 36 | 27 | 59,5 | 100,1 | 40   |   |   |   |   | 13  | 1 |     |
| 15-1096           |  |     | 22 | 30 | 51   | 81    | 48  |   | 20 x 1,5 |   |   |   | 11 | 2   | 15-1659           |  |     | 30 | 27 | 64   | 100   | 61,7 |   |   |   |   | 2   | 1 |     |
| 15-1128           |  |     | 22 | 25 | 51   | 90    | 49  |   | 20 x 1,5 |   |   |   | 11 | 3   | 15-1695           |  |     | 38 | 27 | 59,5 | 100   | 34   |   |   |   |   | 13  | 1 |     |
| 15-1150           |  |     | 26 | 28 | 56,4 | 98    | 51  |   | 22 x 1,5 |   |   |   | 4  | 3   | 15-1708           |  |     | 36 | 33 | 59,5 | 93,7  | 39,8 |   |   |   |   | 13  | 2 |     |

| METELLI<br>ref.   | Spare<br>Parts  | ABS | A  | B  | C  | D   | E   | F | G        | H  | I  | L   | M   | Fig | METELLI<br>ref.   | Spare<br>Parts  | ABS | A  | B  | C  | D   | E   | F    | G        | H  | I   | L   | M   | Fig |
|-------------------|---|-----|----|----|----|-----|-----|---|----------|----|----|-----|-----|-----|-------------------|---|-----|----|----|----|-----|-----|------|----------|----|-----|-----|-----|-----|
| <b>VOLKSWAGEN</b> |   |     |    |    |    |     |     |   |          |    |    |     |     |     | <b>VOLKSWAGEN</b> |   |     |    |    |    |     |     |      |          |    |     |     |     |     |
| <b>16-1003</b>    |    |     |    | 33 |    | 92  |     |   |          |    |    |     |     |     | <b>17-0339</b>    |    |     | 22 | 33 |    | 90  | 100 |      | 20 x 1,5 | 78 |     | 532 | s10 |     |
| <b>16-1004</b>    |    |     |    | 33 |    | 94  |     |   |          |    |    |     |     |     | <b>17-0352</b>    |    |     | 22 | 33 |    | 81  | 94  |      | 20 x 1,5 | 78 |     | 583 | s10 |     |
| <b>16-1010</b>    |    |     |    | 33 |    | 100 |     |   |          |    |    |     |     |     | <b>17-0353</b>    |    |     | 22 | 33 |    | 81  | 94  |      | 20 x 1,5 | 78 |     | 782 | s10 |     |
| <b>16-1010A</b>   |    |     |    | 33 |    | 100 |     |   |          |    |    |     |     |     | <b>17-0355</b>    |    |     | 22 | 33 |    | 81  | 94  |      | 20 x 1,5 | 78 |     | 796 | s10 |     |
| <b>16-1010B</b>   |    |     |    | 33 |    | 100 |     |   |          |    |    |     |     |     | <b>17-0357</b>    |    |     | 36 | 33 |    | 90  | 100 |      | 20 x 1,5 | 78 |     | 783 | s10 |     |
| <b>16-1010C</b>   |    |     |    | 33 |    | 100 |     |   |          |    |    |     |     |     | <b>17-0358</b>    |    |     | 36 | 33 |    | 90  | 100 |      | 20 x 1,5 | 78 |     | 553 | s10 |     |
| <b>16-1014</b>    |    |     |    | 28 |    | 108 |     |   |          |    |    |     |     |     | <b>17-0360</b>    |    | 48  | 38 | 28 | 26 | 98  | 101 |      | 16 x 1,5 | 34 | 100 | 620 | s19 |     |
| <b>16-1022</b>    |    |     |    | 33 |    | 94  |     |   |          |    |    |     |     |     | <b>17-0443</b>    |    |     | 36 | 28 |    | 98  | 108 |      | 20 x 1,5 | 78 |     | 520 | s10 |     |
| <b>16-1023</b>    |    |     |    | 33 |    | 92  |     |   |          |    |    |     |     |     | <b>17-0444</b>    |    |     | 36 | 28 |    | 98  | 108 |      | 20 x 1,5 | 78 |     | 806 | s10 |     |
| <b>17-0002</b>    |    |     | 22 | 33 |    | 81  | 94  |   | 20 x 1,5 | 78 |    | 540 | s10 |     | <b>17-0472</b>    |    |     | 22 |    |    | 88  |     |      | 20 x 1,5 | 79 |     | 527 | s1  |     |
| <b>17-0003</b>    |    |     | 22 | 33 |    | 81  | 94  |   | 20 x 1,5 | 78 |    | 774 | s10 |     | <b>17-0474</b>    |    |     | 22 |    |    | 88  | 95  |      | 20 x 1,5 | 79 |     | 712 | s1  |     |
| <b>17-0052</b>    |    |     | 22 | 33 |    | 81  | 94  |   | 20 x 1,5 | 78 |    | 540 | s10 |     | <b>17-0475</b>    |    |     | 20 |    | 28 | 70  | 72  | 39,3 | 16 x 1,5 | 57 | 62  | 510 | s16 |     |
| <b>17-0121</b>    |    |     | 22 | 33 |    | 81  | 94  |   | 20 x 1,5 | 78 |    | 562 | s10 |     | <b>17-0476</b>    |    |     | 20 |    | 28 | 70  | 72  | 39,3 | 16 x 1,5 | 57 | 62  | 726 | s16 |     |
| <b>17-0123</b>    |    |     | 22 | 33 |    | 90  | 100 |   | 20 x 1,5 | 78 |    | 551 | s10 |     | <b>17-0546</b>    |    | 48  | 38 |    |    | 100 |     |      | 16 x 1,5 | 34 |     | 486 |     |     |
| <b>17-0124</b>    |    |     | 22 | 33 |    | 90  | 100 |   | 20 x 1,5 | 78 |    | 783 | s10 |     | <b>17-0547</b>    |    | 48  | 38 |    |    | 100 |     |      | 16 x 1,5 | 34 |     | 507 |     |     |
| <b>17-0127</b>    |    |     | 22 | 33 |    | 81  | 92  |   | 20 x 1,5 | 78 |    | 515 | s10 |     | <b>17-0603</b>    |    | 45  | 38 |    |    | 98  | 130 |      | 16 x 1,5 | 34 |     | 601 | s15 |     |
| <b>17-0128</b>    |    |     | 22 | 33 |    | 81  | 92  |   | 20 x 1,5 | 78 |    | 736 | s10 |     | <b>17-0604</b>    |    | 45  | 38 |    |    | 98  | 130 |      | 16 x 1,5 | 34 |     | 621 | s15 |     |
| <b>17-0171</b>    |    |     | 22 | 33 |    | 81  | 94  |   | 20 x 1,5 | 78 |    | 525 | s10 |     | <b>17-0607</b>    |    |     | 36 | 28 |    | 98  | 108 |      | 20 x 1,5 | 78 |     | 654 | s10 |     |
| <b>17-0172</b>    |    |     | 22 | 33 |    | 81  | 94  |   | 20 x 1,5 | 78 |    | 750 | s10 |     | <b>17-0609</b>    |    | 45  | 33 |    |    | 98  |     |      | 14 x 1,5 | 30 |     | 598 | s15 |     |
| <b>17-0187</b>    |  |     | 22 | 33 |    | 90  | 100 |   | 20 x 1,5 | 78 |    | 552 | s10 |     | <b>17-0610</b>    |  | 45  | 33 |    |    | 98  |     |      | 14 x 1,5 | 30 |     | 620 | s15 |     |
| <b>17-0188</b>    |  |     | 22 | 33 |    | 90  | 100 |   | 20 x 1,5 | 78 |    | 792 | s10 |     | <b>17-0611</b>    |  |     | 36 | 33 |    | 85  | 94  |      | 16 x 1,5 | 59 |     | 501 | s10 |     |
| <b>17-0189</b>    |  |     | 22 | 33 |    | 81  | 94  |   | 20 x 1,5 | 78 |    | 609 | s10 |     | <b>17-0612</b>    |  |     | 36 | 33 |    | 85  | 94  |      | 16 x 1,5 | 59 |     | 750 | s10 |     |
| <b>17-0197</b>    |  | 45  | 33 | 28 |    | 88  | 108 |   | 14 x 1,5 | 30 |    | 611 | s14 |     | <b>17-0613</b>    |  |     | 36 |    |    | 90  |     |      | 16 x 1,5 | 59 |     | 471 | s1  |     |
| <b>17-0198</b>    |  | 45  | 33 | 28 |    | 88  | 108 |   | 14 x 1,5 | 30 |    | 636 | s14 |     | <b>17-0614</b>    |  |     | 36 |    |    | 90  |     |      | 16 x 1,5 | 59 |     | 757 | s10 |     |
| <b>17-0199</b>    |  | 45  | 33 | 28 |    | 88  | 108 |   | 14 x 1,5 | 30 |    | 609 | s14 |     | <b>17-0615</b>    |  |     | 22 | 33 |    | 90  | 100 |      | 20 x 1,5 | 78 |     | 769 | s10 |     |
| <b>17-0200</b>    |  | 45  | 33 | 28 |    | 88  | 108 |   | 14 x 1,5 | 30 |    | 635 | s14 |     | <b>17-0747</b>    |  |     | 36 |    |    | 90  | 108 |      | 20 x 1,5 | 78 |     | 544 | s1  |     |
| <b>17-0201</b>    |  | 45  | 33 |    |    | 88  | 130 |   | 14 x 1,5 | 30 |    | 593 | s15 |     | <b>17-0748</b>    |  |     | 36 |    |    | 90  | 108 |      | 20 x 1,5 | 78 |     | 808 | s1  |     |
| <b>17-0202</b>    |  | 45  | 33 |    |    | 88  | 130 |   | 14 x 1,5 | 30 |    | 615 | s15 |     | <b>17-0751</b>    |  |     | 22 |    |    | 90  | 100 |      | 20 x 1,5 | 78 | 32  | 547 | s1  |     |
| <b>17-0207</b>    |  |     | 36 | 33 |    | 81  | 92  |   | 20 x 1,5 | 74 |    | 554 | s14 |     | <b>17-0752</b>    |  |     | 22 |    |    | 90  |     |      | 20 x 1,5 | 78 |     | 780 | s1  |     |
| <b>17-0208</b>    |  |     | 36 | 33 |    | 81  | 92  |   | 20 x 1,5 | 74 |    | 822 | s14 |     | <b>17-0758</b>    |  |     | 36 |    |    | 90  |     |      | 20 x 1,5 | 78 |     | 810 |     |     |
| <b>17-0211</b>    |  |     | 36 | 33 |    | 90  | 100 |   | 20 x 1,5 | 78 |    | 823 | s10 |     | <b>17-0759</b>    |  |     | 36 |    |    | 90  | 100 |      |          | 40 |     | 521 |     |     |
| <b>17-0267</b>    |  | 48  | 38 | 28 | 35 | 98  | 104 |   | 16 x 1,5 | 34 | 40 | 558 | s18 |     | <b>17-0760</b>    |  |     | 36 |    |    | 90  | 100 |      |          | 40 |     | 813 |     |     |

QUOTE DIMENSIONALI TRASMISSIONI - DIMENSIONS TRANSMISSION

| METELLI<br>ref.       | Spare<br>Parts  | ABS | A  | B | C    | D   | E   | F | G        | H    | I | L   | M   | Fig | METELLI<br>ref.       | Spare<br>Parts  | ABS | A  | B  | C    | D     | E    | F | G        | H  | I   | L   | M   | Fig |
|-----------------------|---|-----|----|---|------|-----|-----|---|----------|------|---|-----|-----|-----|-----------------------|---|-----|----|----|------|-------|------|---|----------|----|-----|-----|-----|-----|
| <b>VOLKSWAGEN</b>     |   |     |    |   |      |     |     |   |          |      |   |     |     |     | <b>VOLKSWAGEN LCV</b> |   |     |    |    |      |       |      |   |          |    |     |     |     |     |
| <b>17-0761</b>        |    |     | 36 |   |      | 100 | 108 |   |          |      |   | 488 |     |     | <b>14-0012</b>        |    |     |    |    | 24   | 107,5 | 120  |   |          |    |     |     |     |     |
| <b>17-0762</b>        |    |     | 36 |   |      | 100 | 108 |   |          |      |   | 795 |     |     | <b>14-0018</b>        |    |     |    |    | 24   | 57    | 100  |   |          |    |     |     |     |     |
| <b>17-0763</b>        |    |     | 36 |   |      | 90  | 100 |   |          | 40   |   | 544 |     |     | <b>14-0022</b>        |    |     |    |    | 24   | 57    | 100  |   |          |    |     |     |     |     |
| <b>17-0764</b>        |    |     | 36 |   |      | 90  | 100 |   |          | 40   |   | 798 |     |     | <b>15-1009</b>        |    |     | 22 | 30 | 53   | 90    | 49   |   | 20 x 1,5 |    |     |     | 11  | 2   |
| <b>17-0779</b>        |    |     | 36 |   |      | 90  |     |   | 20 x 1,5 | 78   |   | 543 |     |     | <b>15-1021</b>        |    |     | 22 | 30 | 53   | 81    | 48   |   | 20 x 1,5 |    |     |     | 11  | 2   |
| <b>17-0875</b>        |    |     | 36 |   |      | 90  | 94  |   | 16 x 1,5 | 59   |   | 501 | s10 |     | <b>15-1123</b>        |    |     | 38 | 33 | 60   | 98    | 34   |   | 16 x 1,5 |    |     |     | 13  | 2   |
| <b>17-0876</b>        |    |     | 36 |   |      | 90  | 94  |   | 16 x 1,5 | 59   |   | 753 | s10 |     | <b>15-1124</b>        |    | 48  | 38 | 33 | 60   | 98    | 34   |   | 16 x 1,5 |    |     |     | 13  | 2   |
| <b>17-0877</b>        |    |     | 36 |   |      | 90  | 100 |   | 16 x 1,5 | 40   |   | 553 | s10 |     | <b>15-1158</b>        |    |     | 22 | 22 | 47   | 83    | 56   |   | 20 x 1,5 |    |     |     | 11  | 2   |
| <b>17-0878</b>        |    |     | 36 |   |      | 90  | 100 |   | 16 x 1,5 | 40   |   | 813 | s14 |     | <b>15-1190</b>        |    |     | 22 | 30 | 53   | 81    | 48   |   | 20 x 1,5 |    |     |     | 11  | 2   |
| <b>17-0879</b>        |    |     | 36 |   |      | 90  | 94  |   | 16 x 1,5 | 75   |   | 518 | s10 |     | <b>15-1229</b>        |    | 48  | 38 | 27 | 60   | 98    | 34   |   | 16 x 1,5 |    |     |     | 13  | 2   |
| <b>17-0880</b>        |    |     | 36 |   |      | 90  | 94  |   | 16 x 1,5 | 75   |   | 770 | s10 |     | <b>15-1230</b>        |    |     | 38 | 27 | 60   | 98    | 34   |   | 16 x 1,5 |    |     |     | 13  | 2   |
| <b>17-0881</b>        |    |     | 36 |   |      | 81  | 94  |   | 16 x 1,5 | 40,3 |   | 559 | s10 |     | <b>15-1414</b>        |    |     | 36 | 30 | 52   | 90    | 43,5 |   | 16 x 1,5 |    |     |     | 11  | 2   |
| <b>17-0882</b>        |    |     | 36 |   |      | 81  | 94  |   | 16 x 1,5 | 40,3 |   | 779 | s10 |     | <b>15-1462</b>        |    |     | 36 | 30 | 59,6 | 89,9  | 40   |   | 16 x 1,5 |    |     |     | 13  | 2   |
| <b>17-1064</b>        |    |     | 36 |   | -    | 100 | -   | - | -        | -    | - | -   | -   |     | <b>15-1463</b>        |    |     | 36 | 27 | 59,5 | 97,95 | 40,5 |   | 16 x 1,5 |    |     |     | 13  | 2   |
| <b>VOLKSWAGEN LCV</b> |   |     |    |   |      |     |     |   |          |      |   |     |     |     | <b>15-1467</b>        |    |     | 36 | 30 | 59,5 | 90    | 40   |   | 16 x 1,5 |    |     |     | 13  | 2   |
|                       |   |     |    |   |      |     |     |   |          |      |   |     |     |     | <b>15-1478</b>        |    |     | 38 | 27 | 63   | 100   | 53,5 |   | 20 x 1,5 |    |     |     | 11  | 1   |
| <b>13-0005</b>        |    |     |    |   | 20   | 68  | 80  |   |          |      |   |     |     |     | <b>15-1479</b>        |    |     | 38 | 29 | 63   | 106   | 53   |   | 20 x 1,5 |    |     |     | 11  | 1   |
| <b>13-0048</b>        |    |     |    |   | 22   | 83  | 79  |   |          |      |   |     |     |     | <b>15-1533</b>        |    |     | 36 | 30 | 51,6 | 89,8  | 42,8 |   | 16 x 1,5 |    |     | 11a | 2   |     |
| <b>13-0101</b>        |    |     |    |   | 24   | 90  | 90  |   |          |      |   |     |     |     | <b>15-1708</b>        |    |     | 36 | 33 | 59,5 | 93,7  | 39,8 |   | 16 x 1,5 |    |     |     | 13  | 2   |
| <b>13-0135</b>        |  |     |    |   | 21   | 78  | 83  |   |          |      |   |     |     |     | <b>16-1001</b>        |  |     |    | 33 |      | 100   |      |   |          |    |     |     |     |     |
| <b>13-0145</b>        |  |     |    |   | 26   | 86  | 138 |   |          |      |   |     |     |     | <b>16-1003</b>        |  |     |    | 33 |      | 92    |      |   |          |    |     |     |     |     |
| <b>13-0153</b>        |  |     |    |   | 20   | 68  | 80  |   |          |      |   |     |     |     | <b>16-1004</b>        |  |     |    | 33 |      | 94    |      |   |          |    |     |     |     |     |
| <b>13-0283</b>        |  |     |    |   | 26   | 87  | 117 |   |          |      |   |     |     |     | <b>16-1010A</b>       |  |     |    | 33 |      | 100   |      |   |          |    |     |     |     |     |
| <b>13-0319</b>        |  |     |    |   | 26   | 87  | 117 |   |          |      |   |     |     |     | <b>16-1010B</b>       |  |     |    | 33 |      | 100   |      |   |          |    |     |     |     |     |
| <b>13-0320</b>        |  |     |    |   | 25   | 90  | 107 |   |          |      |   |     |     |     | <b>16-1010C</b>       |  |     |    | 33 |      | 100   |      |   |          |    |     |     |     |     |
| <b>13-0332</b>        |  |     |    |   | 26   | 86  | 138 |   |          |      |   |     |     |     | <b>16-1014</b>        |  |     |    | 28 |      | 108   |      |   |          |    |     |     |     |     |
| <b>13-0368</b>        |  |     |    |   | 26   | 87  | 117 |   |          |      |   |     |     |     | <b>16-1019</b>        |  |     |    | 33 |      | 108   |      |   |          |    |     |     |     |     |
| <b>13-0480</b>        |  |     |    |   | 25,5 | 94  | 116 |   |          |      |   |     |     |     | <b>16-1024</b>        |  |     |    | 28 |      | 108   |      |   |          |    |     |     |     |     |
| <b>13-0507</b>        |  |     |    |   | 30,5 | 104 | 125 |   |          |      |   |     |     |     | <b>16-1031</b>        |  |     |    | 30 |      | 108   | 31,5 |   |          |    |     |     | 3   |     |
| <b>14-0001</b>        |  |     |    |   | 21   | 100 | 100 |   |          |      |   |     |     |     | <b>17-0001</b>        |  |     |    | 33 |      | 100   | 100  |   |          |    | 537 | s11 |     |     |
| <b>14-0004</b>        |  |     |    |   | 21   | 89  | 97  |   |          |      |   |     |     |     | <b>17-0002</b>        |  |     | 22 | 33 |      | 81    | 94   |   | 20 x 1,5 | 78 |     | 540 | s10 |     |
| <b>14-0005</b>        |  |     |    |   | 21   | 94  | 97  |   |          |      |   |     |     |     | <b>17-0003</b>        |  |     | 22 | 33 |      | 81    | 94   |   | 20 x 1,5 | 78 |     | 774 | s10 |     |

| METELLI ref.          | Spare Parts   | ABS | A  | B  | C    | D    | E   | F | G        | H    | I    | L    | M   | Fig | METELLI ref.   | Spare Parts   | ABS | A  | B  | C    | D     | E    | F  | G        | H    | I   | L    | M   | Fig |   |
|-----------------------|---|-----|----|----|------|------|-----|---|----------|------|------|------|-----|-----|----------------|---|-----|----|----|------|-------|------|----|----------|------|-----|------|-----|-----|---|
| <b>VOLKSWAGEN LCV</b> |   |     |    |    |      |      |     |   |          |      |      |      |     |     | <b>VOLVO</b>   |   |     |    |    |      |       |      |    |          |      |     |      |     |     |   |
| <b>17-0052</b>        |    |     | 22 | 33 |      | 81   | 94  |   | 20 x 1,5 | 78   |      | 540  | s10 |     | <b>14-0017</b> |    |     |    |    | 23   | 52    | 75   |    |          |      |     |      |     |     |   |
| <b>17-0186</b>        |    |     | 38 | 33 |      | 98   | 108 |   | 16 x 1,5 | 34   |      | 528  | s14 |     | <b>15-1133</b> |    | 48  | 26 | 25 | 56,6 | 90    | 50,5 |    | 22 x 1,5 |      |     |      | 11  | 3   |   |
| <b>17-0339</b>        |    |     | 22 | 33 |      | 90   | 100 |   | 20 x 1,5 | 78   |      | 532  | s10 |     | <b>15-1272</b> |    | 44  | 22 | 22 | 50   | 81    | 52,5 |    | 18 x 1,5 |      |     |      | 11  | 3   |   |
| <b>17-0359</b>        |    | 48  | 38 | 33 |      | 98   | 108 |   | 16 x 1,5 | 34   |      | 528  | s15 |     | <b>15-1273</b> |    |     | 22 | 22 | 50   | 81    | 53   |    | 18 x 1,5 |      |     |      | 11  | 3   |   |
| <b>17-0605</b>        |    |     | 38 | 28 |      | 98   | 110 |   | 16 x 1,5 | 34   |      | 528  | s14 |     | <b>15-1368</b> |    | 48  | 26 | 28 | 56,7 | 98,2  | 51,8 |    | 22 x 1,5 |      |     |      | 11  | 3   |   |
| <b>17-0606</b>        |    | 48  | 38 | 28 |      | 98   | 108 |   | 16 x 1,5 | 34   |      | 528  | s14 |     | <b>15-1369</b> |    |     | 22 | 25 | 50,2 | 90,3  | 53   |    | 18 x 1,5 |      |     |      | 11  | 3   |   |
| <b>17-0608</b>        |    | 48  | 38 |    |      | 98   |     |   | 16 x 1,5 | 34   |      | 550  | s14 |     | <b>15-1376</b> |    | 44  | 22 | 25 | 50   | 90    | 52,8 |    | 18 x 1,5 |      |     |      | 11  | 3   |   |
| <b>17-0615</b>        |    |     | 22 | 33 |      | 90   | 100 |   | 20 x 1,5 | 78   |      | 769  | s10 |     | <b>15-1385</b> |    |     | 25 | 29 | 54   | 87,2  | 62   |    | 22 x 1,5 |      |     |      | 11  | 3   |   |
| <b>17-0643</b>        |    |     | 38 | 26 |      | 106  | 108 |   | 20 x 1,5 | 102, | 31,5 | 620  | s8  |     | <b>15-1538</b> |    | 48  | 36 | 27 | 56,5 | 98,2  | 48   |    | 10 x 1,5 |      |     |      | 13a | 1   |   |
| <b>17-0749</b>        |    |     | 38 |    |      | 98   | 108 |   | 16 x 1,5 | 34   |      | 517  | s14 |     | <b>15-1631</b> |    | 43  | 25 | 29 | 54   | 85,8  | 62   |    | 22 x 1,5 |      |     |      | 11  | 3   |   |
| <b>17-0750</b>        |    | 48  | 38 |    |      | 98   | 108 |   | 16 x 1,5 | 34   |      | 517  | s14 |     | <b>15-1642</b> |    | 43  | 26 | 27 | 56,5 | 97,9  | 49,9 |    | 22 x 1,5 |      |     |      | 11  | 1   |   |
| <b>17-0755</b>        |    |     | 38 |    |      | 98   | 108 |   | 16 x 1,5 | 34   |      | 536  | s14 |     | <b>15-1673</b> |    | 48  | 40 | 27 | 56,5 | 100,1 | 52,3 |    | 10 x 1,5 |      |     |      | 13  | 1   |   |
| <b>17-0757</b>        |    | 48  | 38 |    |      | 98   | 108 |   | 16 x 1,5 | 34   |      | 536  | s14 |     | <b>15-1706</b> |    | 48  | 36 | 33 | 56   | 87    | 47,5 |    | 10 x 1,5 |      |     |      | 13a | 1   |   |
| <b>17-0883</b>        |    |     | 36 |    |      | 100  | 108 |   | 16 x 1,5 | 40,1 |      | 514, | s10 |     | <b>15-1738</b> |    |     | 40 | 28 | 57,4 | 91,9  | 51,4 |    | 10 x 1,5 |      |     |      | 13a | 1   |   |
| <b>17-0884</b>        |    |     | 36 |    |      | 100  | 108 |   | 16 x 1,5 | 40,1 |      | 806, | s10 |     | <b>15-1765</b> |    |     | 36 | 26 | 55,7 | 86,9  | 47,6 |    | 10 x 1,5 |      |     |      | 13a | 1   |   |
| <b>VOLVO</b>          |   |     |    |    |      |      |     |   |          |      |      |      |     |     | <b>15-1772</b> |    |     | 36 | 26 | 56,4 | 86,9  | 48,4 |    | 10 x 1,5 |      |     |      |     | 13a | 1 |
|                       |   |     |    |    |      |      |     |   |          |      |      |      |     |     | <b>15-1773</b> |    |     | 36 | 24 | 56,5 | 81    | 48   |    | 10 x 1,5 |      |     |      | 13a | 1   |   |
| <b>13-0110</b>        |    |     |    |    | 25   | 90   | 107 |   |          |      |      |      |     |     | <b>15-1774</b> |    |     | 36 | 26 | 56,2 | 90,9  | 49   |    | 10 x 1,5 |      |     |      | 13a | 2   |   |
| <b>13-0200</b>        |    |     |    |    | 20   | 78   | 103 |   |          |      |      |      |     |     | <b>15-1775</b> |    |     | 36 | 23 | 56   | 82,1  | 48   |    | 10 x 1,5 |      |     |      | 13a | 2   |   |
| <b>13-0253</b>        |    |     |    |    | 24   | 90   | 83  |   |          |      |      |      |     |     | <b>16-1018</b> |    |     |    | 24 |      | 94    |      |    |          |      |     |      |     |     |   |
| <b>13-0254</b>        |    |     |    |    | 22   | 83   | 79  |   |          |      |      |      |     |     | <b>17-0342</b> |    | 43  | 25 |    |      | 87    |      | 30 | 22 x 1,5 | 95   |     | 627  | s7  |     |   |
| <b>13-0265</b>        |    |     |    |    | 25   | 78   | 130 |   |          |      |      |      |     |     | <b>17-0343</b> |    | 43  | 25 |    | 23   | 87    | 75   | 30 | 22 x 1,5 | 95   |     | 808  | s20 |     |   |
| <b>13-0369</b>        |    |     |    |    | 27,3 | 96,5 | 109 |   |          |      |      |      |     |     | <b>17-0459</b> |    | 48  | 26 | 25 | 26   | 90    | 94   |    | 20 x 1,5 | 97   | 84  | 579  |     |     |   |
| <b>13-0448</b>        |   |     |    |    | 27,3 | 96,5 | 109 |   |          |      |      |      |     |     | <b>17-0460</b> |   | 48  | 26 | 25 | 26   | 90    | 102  |    | 20 x 1,5 | 97   | 507 | 1028 |     |     |   |
| <b>13-0478</b>        |  |     |    |    | 21   | 85   | 103 |   |          |      |      |      |     |     | <b>17-0461</b> |  |     | 26 | 28 | 26   | 98    | 94   |    | 20 x 1,5 | 98   | 84  | 579  | s9  |     |   |
| <b>13-0499</b>        |  |     |    |    | 27   | 90   | 140 |   |          |      |      |      |     |     | <b>17-0462</b> |  |     | 26 | 28 | 26   | 98    | 102  |    | 20 x 1,5 | 98   | 507 | 1030 | s4  |     |   |
| <b>13-0515</b>        |  |     |    |    | 30   | 96,2 | 137 |   |          |      |      |      |     |     | <b>17-0463</b> |  | 48  | 26 | 28 | 26   | 98    | 94   |    | 20 x 1,5 | 98   | 84  | 579  | s9  |     |   |
| <b>13-0524</b>        |  |     |    |    | 25   | 90   | 107 |   |          |      |      |      |     |     | <b>17-0464</b> |  | 48  | 26 | 28 | 26   | 98    | 102  |    | 20 x 1,5 | 98   | 507 | 1030 | s4  |     |   |
| <b>13-0525</b>        |  |     |    |    | 23   | 77   | 105 |   |          |      |      |      |     |     | <b>17-0496</b> |  | 43  | 25 |    |      | 87    |      |    | 22 x 1,5 | 95   |     | 628  |     |     |   |
| <b>13-0526</b>        |  |     |    |    | 21   | 85   | 103 |   |          |      |      |      |     |     | <b>17-0497</b> |  | 43  | 25 |    |      | 87    |      |    | 22 x 1,5 | 95   |     | 808  |     |     |   |
| <b>13-0539</b>        |  |     |    |    | 21   | 85   | 103 |   |          |      |      |      |     |     | <b>17-0885</b> |  |     | 36 | 23 |      | 81    | 78,5 | 30 | 10 x 1,5 | 48,2 | 371 | 905  | s4  |     |   |
| <b>13-0541</b>        |  |     |    |    | 31   | 75   | 115 |   |          |      |      |      |     |     | <b>17-0886</b> |  |     | 36 | 26 |      | 87    | 84   |    | 10 x 1,5 | 47,8 | 389 | 921  | s4  |     |   |





| ALFA ROMEO |          | 46308677# | 15-1710 | 60813096#     | 15-1211  | 171 407 311E# | 15-1035  | 1K0 407 311H# | 15-1467  | 431 498 099B  | 15-1150  |
|------------|----------|-----------|---------|---------------|----------|---------------|----------|---------------|----------|---------------|----------|
|            |          | 46308680  | 13-0497 | 60815021#     | 15-1244  | 171 407 311L# | 15-1096  | 1K0 407 311J# | 15-1463  | 431 498 099C  | 15-1203  |
|            |          | 46308680  | 13-0513 | 60815163#     | 15-1300  | 171 407 311P# | 15-1050  | 1K0 407 311L# | 15-1467  | 431 498 099D  | 15-1127  |
| 4315445    | 14-0003  | 46308682# | 15-1732 | 60815164      | 13-0133  | 171 407 331C# | 16-1003  | 1K0 498 099   | 15-1467  | 431 498 099E  | 15-1025  |
| 4315445    | 14-0019  | 46308706  | 15-1687 | 60815227#     | 15-1258  | 171 407 331E# | 16-1003  | 1K0 498 099A  | 15-1462  | 431 498 099F  | 15-1127  |
| 46307029   | 14-0003  | 46308710# | 15-1595 | 60815368#     | 15-1306  | 171 407 331F# | 16-1004  | 1K0 498 099B  | 15-1463  | 431 498 103   | 16-1004A |
| 46307029   | 14-0019  | 46308723  | 13-0395 | 60815369      | 17-0327  | 171 407 331H# | 16-1004  | 1K0 498 099C  | 15-1467  | 431 498 103C  | 16-1014  |
| 46307031   | 17-0192  | 46308795# | 15-1732 | 60816984      | 13-0093  | 171 407 331K# | 16-1004  | 1K0 498 099E  | 15-1467  | 431 498 203C  | 13-0024  |
| 46307060   | 13-0217  | 46308798# | 15-1595 | 700160        | 13-0073  | 171 407 331L# | 16-1003  | 1K0 498 103   | 16-1010C | 431 498 203C  | 13-0105  |
| 46307067   | 13-0167  | 46429633  | 13-0179 | 700610        | 14-0016  | 171 498 103B  | 16-1003  | 1K0 498 103B  | 16-1022  | 431 498 203C  | 13-0148  |
| 46307067   | 13-0217  | 46429633  | 13-0218 | 700611#       | 16-1017  | 171 498 103D  | 16-1003  | 1K0 498 201B  | 14-0020  | 437 407 305#  | 15-1127  |
| 46307067   | 13-0217  | 51783824* | 15-1449 | 71745011#     | 15-1601  | 183 498 099A  | 15-1150  | 1K0 498 203   | 13-0293  | 437 407 305A# | 15-1203  |
| 46307083   | 15-1210  | 51787180* | 15-1449 | 71745014      | 13-0397  | 191 407 331#  | 16-1010  | 1K0 498 203A  | 13-0320  | 437 407 311#  | 15-1203  |
| 46307144   | 17-0328  | 547679*   | 15-1083 | 71771157      | 13-0482  | 191 407 331A# | 16-1010  | 1K0 498 203B  | 13-0293  | 437 407 311A# | 15-1127  |
| 46307223*  | 16-1014A | 547680*   | 15-1126 | 71771158      | 13-0497  | 191 498 103   | 16-1010B | 1K0407451CX   | 17-0759  | 441 407 305B# | 15-1174  |
| 46307301   | 17-0328  | 547682*   | 15-1083 | 71771184#     | 15-1732  | 191 498 103A  | 16-1010B | 251 598 101A  | 16-1014  | 441 498 203A  | 13-0144  |
| 46307304   | 17-0328  | 548135*   | 15-1083 | 7652958#      | 15-1093  | 191 498 103C  | 16-1010B | 321 407 311L# | 15-1096  | 441 498 203A  | 13-0158  |
| 46307306   | 17-0503  | 5929237#  | 15-1103 | 7656949#      | 15-1093  | 191 498 104   | 16-1010A | 321 407 311M# | 15-1096  | 441 498 203A  | 13-0196  |
| 46307308#  | 15-1297  | 5929240#  | 15-1103 | 7750300#      | 15-1093  | 191 498 104A  | 16-1010A | 321 407 331#  | 16-1004  | 443 407 305#  | 15-1127  |
| 46307309#  | 15-1245  | 60504718* | 15-1083 | 7771580       | 14-0003  | 191 498 201D  | 14-0005  | 321 407 331B# | 16-1004  | 443 407 305B# | 15-1121  |
| 46307316   | 17-0328  | 60506536# | 15-1083 | 7771580       | 14-0019  | 191 498 203   | 13-0048  | 321 407 331D# | 16-1010  | 443 407 305C# | 15-1219  |
| 46307342   | 17-0328  | 60507869  | 13-0020 | 795283*       | 15-1083  | 191 498 203C  | 13-0048  | 321 498 099   | 15-1049  | 443 407 311#  | 15-1119  |
| 46307343   | 17-0502  | 60515370# | 15-1258 | 795284*       | 15-1126  | 191 498 203D  | 13-0006  | 321 498 099A  | 15-1096  | 443 407 331D# | 16-1014  |
| 46307345   | 17-0504  | 60541802# | 15-1153 | 82282139#     | 16-1002A | 191 598 099   | 15-1096  | 321 498 099B  | 15-1096  | 443 498 099   | 15-1150A |
| 46307346   | 17-0507  | 60556609  | 13-0133 | 82283831      | 13-0133  | 1H0 407 311#  | 15-1189  | 321 498 099C  | 15-1050  | 443 498 099A  | 15-1203  |
| 46307457*  | 16-1014A | 60556609  | 13-0286 | 82301373#     | 15-1103  | 1H0 407 331#  | 16-1003  | 321 498 099E  | 15-1096  | 443 498 099B  | 15-1121  |
| 46307473   | 17-0505  | 60559887* | 15-1257 | 82333811#     | 15-1103  | 1H0 407 331B# | 16-1010  | 321 498 099F  | 15-1096  | 443 498 099C  | 15-1121  |
| 46307474   | 17-0506  | 60562336  | 13-0020 | 82350924      | 13-0020  | 1H0 407 331D# | 16-1010  | 321 498 103B  | 16-1010  | 443 498 099D  | 15-1119  |
| 46307515#  | 16-1025  | 60562865  | 17-0194 | 82362521#     | 15-1103  | 1H0 498 099A  | 15-1189  | 321 498 103C  | 16-1010A | 443 498 099E  | 15-1219  |
| 46307575   | 13-0420  | 60583795  | 17-0192 | 82362524#     | 15-1103  | 1H0 498 203   | 13-0048  | 321 498 103D  | 16-1010B | 443 498 103   | 16-1012  |
| 46307650   | 17-0648  | 60589273* | 15-1183 | 8236523#      | 15-1103  | 1H0 498 203   | 13-0152  | 321 498 203   | 13-0047  | 443 498 103A  | 16-1014  |
| 46307651   | 17-0647  | 60605055# | 15-1093 | 82428432#     | 15-1103  | 1H0 498 203A  | 13-0152  | 321 498 203A  | 13-0048  | 443 498 201   | 14-0006  |
| 46307653   | 17-0645  | 60748291  | 13-0073 | 82430679      | 13-0133  | 1H0 498 203A  | 13-0319  | 357 498 099E  | 15-1189  | 443 498 201A  | 14-0011  |
| 46307654   | 17-0646  | 60748291  | 13-0103 | 82439756#     | 15-1103  | 1J0 407 271AH | 17-0207  | 357 498 099EV | 15-1189  | 443 498 203A  | 13-0131  |
| 46307685#  | 15-1418  | 60801740  | 13-0286 | 82440166#     | 15-1103  | 1J0 407 271AM | 17-0207  | 357 498 099EX | 15-1189  | 443 498 203A  | 13-0536  |
| 46307716   | 13-0287  | 60801797  | 13-0020 | 82443750      | 13-0020  | 1J0 407 271AP | 17-0358  | 357 498 103   | 16-1010B | 443 498 203B  | 13-0024  |
| 46307733   | 13-0093  | 60802000  | 15-1440 | 82462961      | 13-0020  | 1J0 407 271AQ | 17-0358  | 357 498 103A  | 16-1010B | 443 498 203C  | 13-0100  |
| 46307733   | 13-0378  | 60802035# | 15-1550 | 82462961      | 13-0149  | 1J0 407 271C  | 17-0358  | 357 498 103B  | 16-1010B | 447 407 305#  | 15-1277  |
| 46307742   | 15-1440  | 60805116  | 13-0020 | 82476458      | 13-0133  | 1J0 407 271DL | 17-0358  | 357 498 104   | 16-1010A | 447 498 099   | 15-1277  |
| 46307901#  | 15-1245  | 60806930# | 16-1020 | 82483504      | 13-0020  | 1J0 407 271FN | 17-0358  | 357 498 203A  | 13-0094  | 447 498 203   | 13-0202  |
| 46307924   | 15-1440  | 60808619  | 13-0020 | 82483504      | 13-0089  | 1J0 407 271H  | 17-0358  | 3B0 498 099A  | 15-1375  | 4A0 407 271AS | 17-0771  |
| 46307934#  | 15-1616  | 60808619  | 13-0092 | 82483504      | 13-0149  | 1J0 407 271Q  | 17-0207  | 3B0 498 099B  | 15-1381  | 4A0 407 271CR | 17-0771  |
| 46308023   | 17-0910  | 60808619  | 13-0149 | 82486230#     | 15-1093  | 1J0 407 272   | 17-0211  | 3B0 498 099D  | 15-1375  | 4A0 407 272AS | 17-0684  |
| 46308024   | 17-0911  | 60809609# | 15-1153 | 82489521#     | 15-1152  | 1J0 407 272BL | 17-0208  | 3B0 498 203A  | 13-0178  | 4A0 407 272BA | 17-0685  |
| 46308070#  | 15-1550  | 60809610  | 13-0286 | 92601388#     | 16-1002A | 1J0 407 272JK | 17-0211  | 3B0 498 203A  | 13-0258  | 4A0 407 272BD | 17-0684  |
| 46308071   | 17-0910  | 60810018# | 15-1109 | 92601892#     | 16-1002A | 1J0 407 311C# | 15-1189  | 3B0 498 203A  | 13-0259  | 4A0 407 272BH | 17-0685  |
| 46308072   | 17-0911  | 60811033# | 15-1110 | 9936769#      | 16-1002A | 1J0 407 311D# | 15-1189  | 3B0 498 203B  | 13-0263  | 4A0 407 272CR | 17-0684  |
| 46308235#  | 15-1595  | 60811035  | 14-0003 | 9943846       | 13-0190  | 1J0 407 451AX | 17-0358  | 3C0 407 311A# | 15-1658  | 4A0 407 272DC | 17-0685  |
| 46308266#  | 15-1596  | 60811035  | 14-0019 |               |          | 1J0 498 099   | 15-1241  | 3C0 498 099   | 15-1658  | 4A0 407 272DE | 17-0685  |
| 46308276#  | 15-1597  | 60811991  | 14-0003 |               |          | 1J0 498 099A  | 15-1241  | 431 407 275#  | 15-1025  | 4A0 407 272DF | 17-0684  |
| 46308337   | 15-1593  | 60811991  | 14-0019 |               |          | 1J0 498 099E  | 15-1428  | 431 407 311A# | 15-1025  | 4A0 407 305A# | 15-1140  |
| 46308338   | 13-0393  | 60812691# | 16-1020 |               |          | 1J0 498 103   | 16-1022  | 431 407 311C# | 15-1150  | 4A0 407 305E# | 15-1121  |
| 46308465   | 13-0460  | 60812753# | 15-1211 |               |          | 1J0 498 203   | 13-0154  | 431 407 311G# | 16-1014  | 4A0 407 305F# | 15-1140  |
| 46308518   | 15-1449  | 60812755  | 13-0179 |               |          | 1K0 407 271DH | 17-0877  | 431 407 331E# | 16-1004  | 4A0 407 305G# | 15-1174  |
| 46308551#  | 15-1687  | 60812755  | 13-0218 | 113 501 331#  | 16-1004  | 1K0 407 272CR | 17-1064  | 431 407 331G# | 16-1014  | 4A0 407 311B# | 15-1174  |
| 46308552#  | 15-1637  | 60812760# | 15-1212 | 113 598 101   | 16-1004  | 1K0 407 272HB | 17-0878  | 431 407 331H# | 16-1012  | 4A0 407 311C# | 15-1140  |
| 46308675   | 13-0482  | 60813077  | 13-0217 | 171 407 311D# | 15-1049  | 1K0 407 311G# | 15-1462  | 431 498 099A  | 15-1025  | 4A0 407 451   | 17-0205  |

\* =OE Semiassa/ Driveshaft/ Trasmissione/ Achswelle/ Semieje  
# =OE Giunto senza KIT/ CVJ w/o KIT/ Joint sans Kit/ Gelenk Ohne Satz/ Junta sin Kit





| Ad. OE        | METELLI ref.   | Ad. OE        | METELLI ref.   | Ad. OE        | METELLI ref.   | Ad. OE        | METELLI ref.   | Ad. OE             | METELLI ref.   | Ad. OE           | METELLI ref.   |
|---------------|----------------|---------------|----------------|---------------|----------------|---------------|----------------|--------------------|----------------|------------------|----------------|
| <b>AUDI</b>   |                | 811 407 331#  | <b>16-1012</b> | 895 498 099D  | <b>15-1188</b> | 8D0 498 099B  | <b>15-1239</b> | 8Z0 407 272AC      | <b>17-0901</b> | 31 60 7 529 202* | <b>15-1725</b> |
|               |                | 811 498 099   | <b>15-1050</b> | 895 498 099H  | <b>15-1112</b> | 8D0 498 099C  | <b>15-1377</b> | 8Z0 407 272AL      | <b>17-0939</b> | 31 60 7 529 203  | <b>13-0493</b> |
|               |                | 811 498 099A  | <b>15-1181</b> | 895 498 203   | <b>13-0151</b> | 8D0 498 099D  | <b>15-1441</b> | 8Z0 407 272AM      | <b>17-0612</b> | 31 60 7 565 313* | <b>15-1627</b> |
|               |                | 811 498 099F  | <b>15-1096</b> | 8A0 407 271AE | <b>17-0181</b> | 8D0 498 099E  | <b>15-1441</b> | 8Z0 407 272AP      | <b>17-0612</b> | 31 60 7 565 314* | <b>15-1627</b> |
| 4A0 407 452E  | <b>17-0206</b> | 811 498 103A  | <b>16-1010</b> | 8A0 407 271AT | <b>17-0682</b> | 8D0 498 203A  | <b>13-0178</b> | 8Z0 407 272AR      | <b>17-0899</b> | 31 60 7 565 316  | <b>13-0412</b> |
| 4A0 407 452F  | <b>17-0205</b> | 823 407 313#  | <b>15-1049</b> | 8A0 407 272AE | <b>17-0182</b> | 8D0 498 203B  | <b>13-0300</b> | ZBA 407 311#       | <b>15-1049</b> | 31 60 7 565 316  | <b>13-0413</b> |
| 4A0 498 099   | <b>15-1174</b> | 855 407 311#  | <b>15-1128</b> | 8A0 407 272AT | <b>17-0683</b> | 8E0 407 271AA | <b>17-0941</b> | ZBA 407 331#       | <b>16-1004</b> | 33 20 1 227 221  | <b>17-0213</b> |
| 4A0 498 099B  | <b>15-1140</b> | 855 498 099   | <b>15-1128</b> | 8A0 407 283   | <b>14-0012</b> | 8E0 407 271AT | <b>17-0693</b> | ZBC 407 331#       | <b>16-1004</b> | 33 20 1 229 141  | <b>17-0216</b> |
| 4A0 498 099C  | <b>15-1140</b> | 855 498 099A  | <b>15-1128</b> | 8A0 407 305F# | <b>15-1195</b> | 8E0 407 271BE | <b>17-0940</b> |                    |                | 33 20 1 229 374  | <b>17-0216</b> |
| 4A0 498 099D  | <b>15-1174</b> | 855 498 099B  | <b>15-1128</b> | 8A0 407 305G# | <b>15-1308</b> | 8E0 407 271S  | <b>17-0693</b> |                    |                | 33 21 1 226 047  | <b>17-0213</b> |
| 4A0 498 099J  | <b>15-1140</b> | 861 498 099   | <b>15-1035</b> | 8A0 498 099   | <b>15-1112</b> | 8E0 407 271T  | <b>17-0940</b> | <b>AUTOBIANCHI</b> |                | 33 21 1 226 720  | <b>17-0213</b> |
| 4A0 498 203   | <b>13-0117</b> | 861 498 103A  | <b>16-1003</b> | 8A0 501 203E  | <b>17-0686</b> | 8E0 407 272AA | <b>17-0942</b> |                    |                | 33 21 1 227 032  | <b>17-0214</b> |
| 4A0 498 203A  | <b>13-0117</b> | 861 498 201   | <b>14-0004</b> | 8A0 501 203J  | <b>17-0686</b> | 8E0 407 272AT | <b>17-0694</b> |                    |                | 33 21 1 227 172  | <b>17-0212</b> |
| 4B0 407 271AP | <b>17-0691</b> | 861 498 203   | <b>13-0036</b> | 8D0 407 271AH | <b>17-0603</b> | 8E0 407 272S  | <b>17-0694</b> |                    |                | 33 21 1 227 606  | <b>17-0214</b> |
| 4B0 407 271AS | <b>17-0943</b> | 871 498 203A  | <b>13-0035</b> | 8D0 407 271AN | <b>17-0201</b> | 8E0 407 305A# | <b>15-1435</b> | 4087120#           | <b>15-1001</b> | 33 21 1 227 912  | <b>17-0699</b> |
| 4B0 407 271BB | <b>17-0943</b> | 893 407 271P  | <b>17-0682</b> | 8D0 407 271AP | <b>17-0197</b> | 8E0 407 305D# | <b>15-1435</b> | 4127460#           | <b>15-1055</b> | 33 21 1 229 235  | <b>17-0699</b> |
| 4B0 407 271C  | <b>17-0695</b> | 893 407 272P  | <b>17-0683</b> | 8D0 407 271AQ | <b>17-0199</b> | 8E0 407 451GX | <b>17-0693</b> | 4247399#           | <b>15-1001</b> | 33 21 1 229 420  | <b>17-0216</b> |
| 4B0 407 271F  | <b>17-0691</b> | 893 407 305#  | <b>15-1111</b> | 8D0 407 271BQ | <b>17-0609</b> | 8E0 407 451HX | <b>17-0940</b> | 4308412#           | <b>15-1001</b> | 33 21 1 229 432  | <b>17-0216</b> |
| 4B0 407 272AP | <b>17-0692</b> | 893 407 305C# | <b>15-1185</b> | 8D0 407 271DL | <b>17-0197</b> | 8E0 407 451JX | <b>17-0693</b> | 4308413#           | <b>15-1001</b> | 33 21 1 229 495  | <b>17-0914</b> |
| 4B0 407 272C  | <b>17-0696</b> | 893 407 305G# | <b>15-1195</b> | 8D0 407 271DP | <b>17-0201</b> | 8E0 407 452GX | <b>17-0694</b> | 4308418#           | <b>15-1001</b> | 33 21 1 229 496  | <b>17-0915</b> |
| 4B0 407 272F  | <b>17-0692</b> | 893 407 305N# | <b>15-1112</b> | 8D0 407 271EB | <b>17-0609</b> | 8E0 407 452JX | <b>17-0694</b> | 4313087#           | <b>15-1001</b> | 33 21 1 229 497  | <b>17-0914</b> |
| 4B0 407 418E  | <b>17-0692</b> | 893 407 311#  | <b>15-1050</b> | 8D0 407 271EK | <b>17-0609</b> | 8E0 498 099   | <b>15-1435</b> | 4328468#           | <b>15-1001</b> | 33 21 1 229 498  | <b>17-0915</b> |
| 4D0 407 305B# | <b>15-1436</b> | 893 407 311D# | <b>15-1091</b> | 8D0 407 272AN | <b>17-0202</b> | 8E0 498 099A  | <b>15-1436</b> | 4383758            | <b>13-0001</b> | 33 21 1 229 587  | <b>17-0697</b> |
| 4D0 498 099   | <b>15-1267</b> | 893 498 099   | <b>15-1050</b> | 8D0 407 272AP | <b>17-0198</b> | 8E0 498 099C  | <b>15-1551</b> | 4383758            | <b>13-0002</b> | 33 21 1 229 588  | <b>17-0698</b> |
| 4D0 598 099   | <b>15-1267</b> | 893 498 099A  | <b>15-1111</b> | 8D0 407 272AQ | <b>17-0200</b> | 8E0 498 099D  | <b>15-1435</b> | 4465504#           | <b>15-1001</b> | 33 21 1 229 591  | <b>17-0914</b> |
| 4E0 407 285   | <b>13-0436</b> | 893 498 099B  | <b>15-1091</b> | 8D0 407 272BJ | <b>17-0202</b> | 8E0 498 099E  | <b>15-1551</b> | 4475837#           | <b>15-1001</b> | 33 21 1 229 592  | <b>17-0915</b> |
| 4E0 407 305D# | <b>15-1695</b> | 893 498 099C  | <b>15-1313</b> | 8D0 407 272BQ | <b>17-0610</b> | 8E0 498 099F  | <b>15-1551</b> | 5944689#           | <b>15-1019</b> | 33 21 1 229 707  | <b>17-0914</b> |
| 4E0 498 099A  | <b>15-1695</b> | 893 498 099D  | <b>15-1185</b> | 8D0 407 272CL | <b>17-0202</b> | 8E0 498 203   | <b>13-0299</b> | 5944690#           | <b>15-1001</b> | 33 21 1 229 708  | <b>17-0915</b> |
| 4E0 498 203   | <b>13-0379</b> | 893 498 099E  | <b>15-1066</b> | 8D0 407 272DL | <b>17-0198</b> | 8E0 498 203A  | <b>13-0301</b> | 5959385#           | <b>15-1019</b> | 33 21 7 518 431  | <b>17-0914</b> |
| 4E0 498 203   | <b>13-0468</b> | 893 498 099F  | <b>15-1091</b> | 8D0 407 272DP | <b>17-0202</b> | 8E0 498 203A  | <b>13-0379</b> | 5998706#           | <b>15-1019</b> | 33 21 7 518 432  | <b>17-0915</b> |
| 4F0 407 285   | <b>13-0462</b> | 893 498 099G  | <b>15-1122</b> | 8D0 407 272EK | <b>17-0610</b> | 8E0 498 203C  | <b>13-0379</b> | 7076344#           | <b>15-1001</b> |                  |                |
| 4F0 498 099A  | <b>15-1552</b> | 893 498 099H  | <b>15-1091</b> | 8D0 407 305G# | <b>15-1239</b> | 8J0 498 099   | <b>15-1463</b> | 7501348            | <b>13-0001</b> |                  |                |
| 4F0 498 099B  | <b>15-1660</b> | 893 498 099L  | <b>15-1195</b> | 8D0 407 305H# | <b>15-1377</b> | 8K0 407 285A  | <b>13-0461</b> | 7501348            | <b>13-0002</b> |                  |                |
| 5M0 498 099   | <b>15-1708</b> | 893 498 099M  | <b>15-1112</b> | 8D0 407 305J# | <b>15-1267</b> | 8K0 407 305C# | <b>15-1697</b> | 9000511            | <b>13-0534</b> | <b>BUICK</b>     |                |
| 5M0 498 203   | <b>13-0480</b> | 893 498 099P  | <b>15-1308</b> | 8D0 407 305M# | <b>15-1381</b> | 8K0 407 305D# | <b>15-1688</b> |                    |                |                  |                |
| 6E0 407 311#  | <b>15-1547</b> | 893 498 103   | <b>16-1010</b> | 8D0 407 305Q# | <b>15-1375</b> | 8K0 407 305E# | <b>15-1689</b> |                    |                |                  |                |
| 6E0 498 099   | <b>15-1547</b> | 893 498 203   | <b>13-0082</b> | 8D0 407 451AV | <b>17-0199</b> | 8K0 407 305F# | <b>15-1688</b> |                    |                |                  |                |
| 6E0 498 203   | <b>13-0376</b> | 893 498 203B  | <b>13-0057</b> | 8D0 407 451AX | <b>17-0199</b> | 8K0 498 099   | <b>15-1688</b> | <b>BMW</b>         |                | 7837075          | <b>15-1235</b> |
| 6Q0 498 099   | <b>15-1397</b> | 893 498 203C  | <b>13-0081</b> | 8D0 407 451BV | <b>17-0201</b> | 8K0 498 099A  | <b>15-1689</b> |                    |                | 7842037          | <b>15-1235</b> |
| 6Q0 498 099D  | <b>15-1413</b> | 893 498 203F  | <b>13-0224</b> | 8D0 407 451BX | <b>17-0201</b> | 8K0 498 099B  | <b>15-1697</b> |                    |                | 7843919          | <b>15-1235</b> |
| 6Q0 498 099E  | <b>15-1414</b> | 895 407 271   | <b>17-0682</b> | 8D0 407 451FX | <b>17-0201</b> | 8K0 498 099C  | <b>15-1688</b> |                    |                | 7845024          | <b>15-1235</b> |
| 6Q0 498 203   | <b>13-0272</b> | 895 407 271C  | <b>17-0183</b> | 8D0 407 451NX | <b>17-0609</b> | 8K0 498 099D  | <b>15-1688</b> | 31 60 3 450 565*   | <b>15-1725</b> | Velcon: 326542   | <b>15-1355</b> |
| 6Q0 498 203A  | <b>13-0283</b> | 895 407 271D  | <b>17-0181</b> | 8D0 407 451V  | <b>17-0197</b> | 8K0 498 203   | <b>13-0461</b> | 31 60 3 450 566*   | <b>15-1725</b> |                  |                |
| 7H0 498 203   | <b>13-0436</b> | 895 407 272   | <b>17-0683</b> | 8D0 407 451X  | <b>17-0197</b> | 8K0 498 203A  | <b>13-0462</b> | 31 60 7 505 003    | <b>17-0924</b> |                  |                |
| 7L0 498 099A  | <b>15-1659</b> | 895 407 272C  | <b>17-0184</b> | 8D0 407 452AV | <b>17-0200</b> | 8K0 498 203A  | <b>13-0517</b> | 31 60 7 505 004    | <b>17-0925</b> |                  |                |
| 7L0 498 099C  | <b>15-1659</b> | 895 407 272D  | <b>17-0182</b> | 8D0 407 452AX | <b>17-0200</b> | 8K0 498 203B  | <b>13-0470</b> | 31 60 7 505 005    | <b>17-0924</b> | <b>CADILLAC</b>  |                |
| 7L0 498 203   | <b>13-0437</b> | 895 407 305#  | <b>15-1122</b> | 8D0 407 452BV | <b>17-0202</b> | 8K0 498 203B  | <b>13-0470</b> | 31 60 7 505 005*   | <b>15-1630</b> |                  |                |
| 803 407 275A# | <b>15-1025</b> | 895 407 305A# | <b>15-1188</b> | 8D0 407 452BX | <b>17-0202</b> | 8Z0 407 271AK | <b>17-0938</b> | 31 60 7 505 006    | <b>17-0925</b> |                  |                |
| 803 498 099A  | <b>15-1025</b> | 895 407 305B# | <b>15-1112</b> | 8D0 407 452EV | <b>17-0604</b> | 8Z0 407 271AL | <b>17-0900</b> | 31 60 7 505 006*   | <b>15-1630</b> | 7837075          | <b>15-1235</b> |
| 807 407 331#  | <b>16-1004</b> | 895 407 311#  | <b>15-1066</b> | 8D0 407 452MX | <b>17-0610</b> | 8Z0 407 271AM | <b>17-0902</b> | 31 60 7 524 045    | <b>17-0916</b> | 7842037          | <b>15-1235</b> |
| 811 407 271M  | <b>17-0182</b> | 895 498 099A  | <b>15-1112</b> | 8D0 407 452V  | <b>17-0198</b> | 8Z0 407 271AN | <b>17-0900</b> | 31 60 7 524 046    | <b>17-0917</b> | 7843919          | <b>15-1235</b> |
| 811 407 305A# | <b>15-1181</b> | 895 498 099B  | <b>15-1122</b> | 8D0 407 452X  | <b>17-0198</b> | 8Z0 407 271AP | <b>17-0900</b> | 31 60 7 529 201    | <b>17-0916</b> | 7845024          | <b>15-1235</b> |
| 811 407 311#  | <b>15-1050</b> | 895 498 099C  | <b>15-1188</b> | 8D0 498 099   | <b>15-1239</b> | 8Z0 407 271AQ | <b>17-0902</b> | 31 60 7 529 201*   | <b>15-1725</b> |                  |                |
|               |                |               |                |               |                | 8Z0 407 271AR | <b>17-0898</b> | 31 60 7 529 202    | <b>17-0917</b> |                  |                |

|                      |                |                     |                |          |                |          |                |          |                |          |                |
|----------------------|----------------|---------------------|----------------|----------|----------------|----------|----------------|----------|----------------|----------|----------------|
| <b>CHEVROLET</b>     |                | 4808883*            | <b>15-1438</b> | 3272.6K  | <b>17-0084</b> | 3272.GY  | <b>17-0831</b> | 3272.Y3* | <b>15-1302</b> | 3273.78* | <b>15-1142</b> |
|                      |                |                     |                | 3272.6W* | <b>15-1558</b> | 3272.GY* | <b>15-1546</b> | 3272.Y4  | <b>17-0136</b> | 3273.79* | <b>15-1177</b> |
|                      |                |                     |                | 3272.76  | <b>17-0006</b> | 3272.HR* | <b>15-1498</b> | 3272.Y6  | <b>17-0132</b> | 3273.7E  | <b>17-0145</b> |
|                      |                |                     |                | 3272.7K  | <b>17-0086</b> | 3272.HY* | <b>15-1560</b> | 3272.Y7  | <b>17-0132</b> | 3273.7F  | <b>17-0493</b> |
| 13318003             | <b>13-0476</b> | <b>CHRYSLER USA</b> |                | 3272.7S  | <b>17-0708</b> | 3272.J3  | <b>17-0084</b> | 3272.Y8  | <b>17-0132</b> | 3273.7G  | <b>17-0493</b> |
| 13318008             | <b>15-1704</b> |                     |                | 3272.83* | <b>15-1208</b> | 3272.J5  | <b>17-0086</b> | 3272.Z2  | <b>17-0134</b> | 3273.7H  | <b>17-0495</b> |
| 93741015             | <b>15-1280</b> |                     |                | 3272.87  | <b>17-0177</b> | 3272.J9  | <b>17-0175</b> | 3272.Z7  | <b>17-0639</b> | 3273.7J  | <b>17-0495</b> |
| 96245309             | <b>13-0365</b> | Velcon: 326300      | <b>15-1356</b> | 3272.8J  | <b>17-0004</b> | 3272.JA  | <b>17-0951</b> | 3272.Z7* | <b>15-1446</b> | 3273.7K  | <b>17-0489</b> |
| 96273571             | <b>15-1280</b> |                     |                | 3272.8Q  | <b>17-0486</b> | 3272.JA* | <b>15-1638</b> | 3272.Z8  | <b>17-0522</b> | 3273.7L  | <b>17-0489</b> |
| 96273573             | <b>13-0097</b> |                     |                | 3272.8S  | <b>17-0641</b> | 3272.JC  | <b>17-0951</b> | 3273.06  | <b>17-0145</b> | 3273.7Q  | <b>17-0487</b> |
| 96273759             | <b>15-1655</b> |                     |                | 3272.8W* | <b>15-1455</b> | 3272.JY  | <b>17-0920</b> | 3273.0K  | <b>17-0015</b> | 3273.7R  | <b>17-0487</b> |
| 96273760             | <b>15-1656</b> | <b>CITROËN</b>      |                | 3272.90  | <b>17-0175</b> | 3272.JY* | <b>15-1528</b> | 3273.0L  | <b>17-0147</b> | 3273.81* | <b>15-1177</b> |
| 96287813             | <b>17-0813</b> |                     |                | 3272.98* | <b>15-1182</b> | 3272.JZ  | <b>17-0857</b> | 3273.0R  | <b>17-0525</b> | 3273.87  | <b>17-0011</b> |
| 96287814             | <b>17-0814</b> |                     |                | 3272.9C* | <b>15-1546</b> | 3272.JZ* | <b>15-1515</b> | 3273.0S  | <b>17-0137</b> | 3273.89  | <b>17-0007</b> |
| 96298502             | <b>17-0812</b> | 3270.00             | <b>17-0005</b> | 3272.9G  | <b>17-0520</b> | 3272.K2  | <b>17-0006</b> | 3273.0W  | <b>17-0133</b> | 3273.89* | <b>15-1063</b> |
| 96348782*            | <b>15-1527</b> | 3270000             | <b>17-0131</b> | 3272.9J  | <b>17-0014</b> | 3272.K7  | <b>17-0144</b> | 3273.0X  | <b>17-0133</b> | 3273.8G* | <b>15-1588</b> |
| 96348783*            | <b>15-1527</b> | 3272.00             | <b>17-0006</b> | 3272.9L  | <b>17-0524</b> | 3272.K8  | <b>17-0142</b> | 3273.15  | <b>17-0145</b> | 3273.8P  | <b>17-0330</b> |
| 96348790*            | <b>15-1530</b> | 3272.00*            | <b>15-1063</b> | 3272.9P  | <b>17-0492</b> | 3272.KL* | <b>15-1585</b> | 3273.17  | <b>17-0023</b> | 3273.9Z  | <b>17-0640</b> |
| 96391550             | <b>15-1530</b> | 3272.02*            | <b>15-1177</b> | 3272.9Q  | <b>17-0486</b> | 3272.L0  | <b>17-0142</b> | 3273.17* | <b>15-1015</b> | 3273.9Z  | <b>17-0642</b> |
| 96391551             | <b>15-1530</b> | 3272.09*            | <b>15-1177</b> | 3272.A1* | <b>15-1182</b> | 3272.L1  | <b>17-0140</b> | 3273.18  | <b>17-0023</b> | 3273.9Z* | <b>15-1558</b> |
| 96391553             | <b>13-0366</b> | 3272.10*            | <b>15-1177</b> | 3272.A4  | <b>17-0136</b> | 3272.L9  | <b>17-0138</b> | 3273.18* | <b>15-1015</b> | 3273.A6  | <b>17-0176</b> |
| 96391553             | <b>13-0434</b> | 3272.11*            | <b>15-1177</b> | 3272.A6  | <b>17-0136</b> | 3272.LP* | <b>15-1585</b> | 3273.20* | <b>15-1015</b> | 3273.A6* | <b>15-1180</b> |
| 96391553             | <b>13-0442</b> | 3272.12*            | <b>15-1177</b> | 3272.A8  | <b>17-0023</b> | 3272.LT* | <b>15-1675</b> | 3273.21* | <b>15-1015</b> | 3273.A9  | <b>17-0174</b> |
| 96391554             | <b>15-1527</b> | 3272.18             | <b>17-0010</b> | 3272.A9  | <b>17-0078</b> | 3272.LW* | <b>15-1675</b> | 3273.23* | <b>15-1015</b> | 3273.AC* | <b>15-1455</b> |
| 96391555             | <b>15-1527</b> | 3272.1F             | <b>17-0217</b> | 3272.C0  | <b>17-0023</b> | 3272.LX* | <b>15-1675</b> | 3273.24* | <b>15-1015</b> | 3273.AH* | <b>15-1456</b> |
| 96481539             | <b>13-0431</b> | 3272.1K             | <b>17-0014</b> | 3272.C3  | <b>17-0078</b> | 3272.LY* | <b>15-1657</b> | 3273.2Y  | <b>17-0157</b> | 3273.C0  | <b>17-0174</b> |
| 96499696*            | <b>15-1651</b> | 3272.1L             | <b>17-0140</b> | 3272.C7* | <b>15-1176</b> | 3272.LZ* | <b>15-1657</b> | 3273.2Z  | <b>17-0157</b> | 3273.C1  | <b>17-0176</b> |
| 96499697*            | <b>15-1651</b> | 3272.1Q             | <b>17-0492</b> | 3272.E4* | <b>15-1206</b> | 3272.M0  | <b>17-0138</b> | 3273.3Q* | <b>15-1546</b> | 3273.C6  | <b>17-0176</b> |
| 96624721*            | <b>15-1666</b> | 3272.1X*            | <b>15-1455</b> | 3272.E5* | <b>15-1175</b> | 3272.N0* | <b>15-1180</b> | 3273.3Z  | <b>17-0218</b> | 3273.C8  | <b>17-0005</b> |
| 96624722*            | <b>15-1666</b> | 3272.20             | <b>17-0006</b> | 3272.EH* | <b>15-1553</b> | 3272.N1* | <b>15-1264</b> | 3273.4T  | <b>17-0521</b> | 3273.C9  | <b>17-0015</b> |
| 96941096             | <b>15-1651</b> | 3272.20*            | <b>15-1063</b> | 3272.EJ  | <b>17-0329</b> | 3272.NR* | <b>15-1729</b> | 3273.55  | <b>17-0007</b> | 3273.CW* | <b>15-1649</b> |
|                      |                | 3272.2L             | <b>17-0520</b> | 3272.EJ* | <b>15-1553</b> | 3272.P5  | <b>17-0140</b> | 3273.55* | <b>15-1063</b> | 3273.CY  | <b>17-0810</b> |
|                      |                | 3272.2Q             | <b>17-0494</b> | 3272.EN  | <b>17-0415</b> | 3272.PR* | <b>15-1729</b> | 3273.5J  | <b>17-0005</b> | 3273.CY* | <b>15-1496</b> |
|                      |                | 3272.2V             | <b>17-0329</b> | 3272.EN* | <b>15-1407</b> | 3272.PZ* | <b>15-1675</b> | 3273.5K  | <b>17-0015</b> | 3273.CZ  | <b>17-0810</b> |
| <b>CHEVROLET USA</b> |                | 3272.2Z             | <b>17-0156</b> | 3272.EP  | <b>17-0415</b> | 3272.Q0  | <b>17-0150</b> | 3273.5L  | <b>17-0015</b> | 3273.E1* | <b>15-1263</b> |
|                      |                | 3272.35             | <b>17-0177</b> | 3272.EQ* | <b>15-1560</b> | 3272.Q3  | <b>17-0150</b> | 3273.5R  | <b>17-0007</b> | 3273.E2  | <b>17-0005</b> |
|                      |                | 3272.35*            | <b>15-1180</b> | 3272.ES  | <b>17-0708</b> | 3272.Q4  | <b>17-0150</b> | 3273.5S  | <b>17-0085</b> | 3273.E3  | <b>17-0131</b> |
| 7837075              | <b>15-1235</b> | 3272.38             | <b>17-0175</b> | 3272.ES* | <b>15-1407</b> | 3272.Q5  | <b>17-0150</b> | 3273.5T  | <b>17-0087</b> | 3273.E4  | <b>17-0015</b> |
| 7842037              | <b>15-1235</b> | 3272.39             | <b>17-0175</b> | 3272.ET  | <b>17-0708</b> | 3272.Q5  | <b>17-0516</b> | 3273.5X  | <b>17-0141</b> | 3273.E6* | <b>15-1175</b> |
| 7843919              | <b>15-1235</b> | 3272.3L             | <b>17-0144</b> | 3272.EX  | <b>17-0706</b> | 3272.Q6  | <b>17-0150</b> | 3273.5Y  | <b>17-0145</b> | 3273.EA  | <b>17-0416</b> |
| 7845024              | <b>15-1235</b> | 3272.3Q             | <b>17-0494</b> | 3272.EX  | <b>17-0811</b> | 3272.Q6  | <b>17-0516</b> | 3273.63  | <b>17-0015</b> | 3273.EA* | <b>15-1561</b> |
| 90125875             | <b>15-1008</b> | 3272.40             | <b>17-0177</b> | 3272.EX* | <b>15-1560</b> | 3272.Q9  | <b>17-0150</b> | 3273.64  | <b>17-0007</b> | 3273.EG* | <b>15-1469</b> |
| 90147008             | <b>15-1008</b> | 3272.4Q             | <b>17-0488</b> | 3272.EY  | <b>17-0811</b> | 3272.QF* | <b>15-1711</b> | 3273.64* | <b>15-1063</b> | 3273.EJ  | <b>17-0330</b> |
|                      |                | 3272.4T*            | <b>15-1588</b> | 3272.F5* | <b>15-1142</b> | 3272.R5  | <b>17-0006</b> | 3273.65  | <b>17-0007</b> | 3273.EN  | <b>17-0416</b> |
|                      |                | 3272.50             | <b>17-0004</b> | 3272.FG* | <b>15-1585</b> | 3272.R7  | <b>17-0010</b> | 3273.65* | <b>15-1063</b> | 3273.EN* | <b>15-1646</b> |
|                      |                | 3272.51             | <b>17-0014</b> | 3272.FP  | <b>17-0519</b> | 3272.R8  | <b>17-0010</b> | 3273.66  | <b>17-0006</b> | 3273.EP  | <b>17-0416</b> |
|                      |                | 3272.54             | <b>17-0004</b> | 3272.FP* | <b>15-1446</b> | 3272.RL  | <b>17-0831</b> | 3273.66* | <b>15-1063</b> | 3273.EQ* | <b>15-1649</b> |
|                      |                | 3272.55             | <b>17-0130</b> | 3272.FR* | <b>15-1649</b> | 3272.SE* | <b>15-1636</b> | 3273.67  | <b>17-0006</b> | 3273.ES  | <b>17-0709</b> |
|                      |                | 3272.56             | <b>17-0131</b> | 3272.FT  | <b>17-0809</b> | 3272.TC* | <b>15-1764</b> | 3273.67* | <b>15-1063</b> | 3273.ES* | <b>15-1646</b> |
| 04880212AF*          | <b>15-1741</b> | 3272.5K             | <b>17-0006</b> | 3272.FT* | <b>15-1496</b> | 3272.TH* | <b>15-1711</b> | 3273.68  | <b>17-0005</b> | 3273.ET  | <b>17-0709</b> |
| 04880213AE*          | <b>15-1741</b> | 3272.5L             | <b>17-0132</b> | 3272.FV  | <b>17-0809</b> | 3272.V0  | <b>17-0144</b> | 3273.69  | <b>17-0015</b> | 3273.EX  | <b>17-0707</b> |
| 4511435*             | <b>15-1438</b> | 3272.5Q             | <b>17-0488</b> | 3272.FW  | <b>17-0415</b> | 3272.V7  | <b>17-0144</b> | 3273.69* | <b>15-1063</b> | 3273.EX* | <b>15-1649</b> |
| 4641164              | <b>13-0302</b> | 3272.5X*            | <b>15-1456</b> | 3272.FW* | <b>15-1561</b> | 3272.VP* | <b>15-1729</b> | 3273.6G  | <b>17-0521</b> | 3273.EY  | <b>17-0416</b> |
| 4641883AA*           | <b>15-1512</b> | 3272.60             | <b>17-0176</b> | 3272.FX  | <b>17-0415</b> | 3272.VR* | <b>15-1703</b> | 3273.6H  | <b>17-0218</b> | 3273.G2  | <b>17-0007</b> |
| 4641883AC*           | <b>15-1512</b> | 3272.60             | <b>17-0177</b> | 3272.G1  | <b>17-0146</b> | 3272.VT* | <b>15-1703</b> | 3273.6J  | <b>17-0525</b> | 3273.G9* | <b>15-1208</b> |
| 4641960AA*           | <b>15-1438</b> | 3272.60*            | <b>15-1264</b> | 3272.GE* | <b>15-1469</b> | 3272.X9  | <b>17-0146</b> | 3273.6K  | <b>17-0523</b> | 3273.GQ  | <b>17-0832</b> |
| 4660288AB*           | <b>15-1438</b> | 3272.6F             | <b>17-0217</b> | 3272.GG* | <b>15-1469</b> | 3272.Y3  | <b>17-0524</b> | 3273.71* | <b>15-1177</b> | 3273.GQ* | <b>15-1546</b> |

\* =OE Semiassa/ Driveshaft/ Trasmissione/ Achswelle/ Semieje

# =OE Giunto senza KIT/ CVJ w/o KIT/ Joint sans Kit/ Gelenk Ohne Satz/ Junta sin Kit

| Ad. OE         | METELLI ref.   | Ad. OE   | METELLI ref.   | Ad. OE     | METELLI ref.   | Ad. OE             | METELLI ref.   | Ad. OE   | METELLI ref.   | Ad. OE   | METELLI ref.   |
|----------------|----------------|----------|----------------|------------|----------------|--------------------|----------------|----------|----------------|----------|----------------|
| <b>CITROËN</b> |                | 3273.W0  | <b>17-0141</b> | 95563213   | <b>17-0178</b> | 96164350           | <b>17-0149</b> | 3272.1X* | <b>15-1455</b> | 3272.V0  | <b>17-0144</b> |
|                |                | 3273.WA* | <b>15-1729</b> | 95582414   | <b>17-0077</b> | 96167303           | <b>17-0078</b> | 3272.20* | <b>15-1063</b> | 3272.V3  | <b>17-0160</b> |
|                |                | 3273.WG* | <b>15-1703</b> | 95591073   | <b>17-0006</b> | 96167304           | <b>17-0079</b> | 3272.3K  | <b>17-0019</b> | 3272.V4  | <b>17-0158</b> |
|                |                | 3273.WL* | <b>15-1703</b> | 955910737  | <b>17-0006</b> | 96171856           | <b>17-0078</b> | 3272.48  | <b>17-0082</b> | 3272.V5  | <b>17-0158</b> |
| 3273.GZ*       | <b>15-1553</b> | 3273.WR* | <b>15-1703</b> | 95591074   | <b>17-0007</b> | 96171857           | <b>17-0079</b> | 3272.5K  | <b>17-0006</b> | 3272.V7  | <b>17-0144</b> |
| 3273.H4        | <b>17-0174</b> | 3273.Y0  | <b>17-0007</b> | 95598210   | <b>15-1063</b> | 96171858           | <b>17-0023</b> | 3272.65  | <b>17-0007</b> | *        | <b>15-1302</b> |
| 3273.H5        | <b>17-0176</b> | 3273.Y2  | <b>17-0011</b> | 95601867   | <b>17-0005</b> | 96171861           | <b>17-0024</b> | 3272.6W* | <b>15-1558</b> | 3272.Y3  | <b>17-0524</b> |
| 3273.H8        | <b>17-0174</b> | 3273.Y3  | <b>17-0011</b> | 95601868   | <b>17-0004</b> | 96171871           | <b>17-0519</b> | 3272.7N  | <b>17-0082</b> | 3272.Y6  | <b>17-0132</b> |
| 3273.HH*       | <b>15-1498</b> | 3273.Z8* | <b>15-1281</b> | 95601887   | <b>17-0005</b> | 96171873           | <b>17-0137</b> | 3272.8S  | <b>17-0641</b> | 3272.Y7  | <b>17-0132</b> |
| 3273.HQ*       | <b>15-1649</b> | 3273.ZR* | <b>15-1703</b> | 95602238   | <b>17-0023</b> | 96171874           | <b>17-0136</b> | 3272.8W* | <b>15-1455</b> | 3272.Y8  | <b>17-0132</b> |
| 3273.HS        | <b>17-0952</b> | 3274.79  | <b>17-0024</b> | 95604719   | <b>15-1015</b> | 96171875           | <b>17-0137</b> | 3272.9C* | <b>15-1546</b> | 3272.Z7* | <b>15-1446</b> |
| 3273.HS*       | <b>15-1638</b> | 3274.79* | <b>15-1015</b> | 95606796   | <b>17-0023</b> | 96173636           | <b>17-0137</b> | 3272.9L  | <b>17-0524</b> | 3272.Z7  | <b>17-0639</b> |
| 3273.HT        | <b>17-0952</b> | 3274.80  | <b>17-0024</b> | 95615878   | <b>15-1177</b> | 96173637           | <b>17-0136</b> | 3272.E5* | <b>15-1175</b> | 3272.Z8  | <b>17-0522</b> |
| 3273.J6*       | <b>15-1182</b> | 3274.80* | <b>15-1015</b> | 95619481   | <b>17-0006</b> | 9617408188*        | <b>15-1224</b> | 3272.EN  | <b>17-0415</b> | 3272.ZP* | <b>15-1449</b> |
| 3273.J9*       | <b>15-1182</b> | 3274.82  | <b>17-0023</b> | 95619482   | <b>17-0007</b> | 9617408288*        | <b>15-1224</b> | 3272.EN* | <b>15-1407</b> | 3273.06  | <b>17-0145</b> |
| 3273.JR        | <b>17-0921</b> | 3274.82* | <b>15-1015</b> | 95624994   | <b>17-0004</b> | 96177247           | <b>17-0024</b> | 3272.EP  | <b>17-0415</b> | 3273.09  | <b>17-0161</b> |
| 3273.JR*       | <b>15-1528</b> | 3274.83  | <b>17-0023</b> | 95624995   | <b>17-0005</b> | 96177248           | <b>17-0023</b> | 3272.ES* | <b>15-1407</b> | 3273.0R  | <b>17-0525</b> |
| 3273.JS        | <b>17-0858</b> | 3274.83* | <b>15-1015</b> | 95643689   | <b>15-1206</b> | 9619947580*        | <b>15-1222</b> | 3272.FG* | <b>15-1585</b> | 3273.10  | <b>17-0159</b> |
| 3273.JS*       | <b>15-1515</b> | 3274.85* | <b>15-1015</b> | 95643952   | <b>17-0176</b> | 9619947588*        | <b>15-1222</b> | 3272.FP* | <b>15-1446</b> | 3273.13  | <b>17-0159</b> |
| 3273.JY        | <b>17-0806</b> | 3274.86* | <b>15-1015</b> | 95648547   | <b>17-0004</b> | 9619947680*        | <b>15-1222</b> | 3272.FW  | <b>17-0415</b> | 3273.15  | <b>17-0145</b> |
| 3273.K1*       | <b>15-1179</b> | 3275.38* | <b>15-1703</b> | 95648548   | <b>17-0005</b> | 9619947688*        | <b>15-1222</b> | 3272.FX  | <b>17-0415</b> | 3273.3Q* | <b>15-1546</b> |
| 3273.K2        | <b>17-0136</b> | 3293.02  | <b>13-0503</b> | 95653009   | <b>15-1180</b> | 9621456388*        | <b>15-1222</b> | 3272.GY* | <b>15-1546</b> | 3273.55  | <b>17-0007</b> |
| 3273.K3        | <b>17-0137</b> | 3293.02  | <b>13-0506</b> | 95653010   | <b>15-1179</b> | 9621456488*        | <b>15-1222</b> | 3272.H2  | <b>17-0083</b> | 3273.55* | <b>15-1063</b> |
| 3273.K4        | <b>17-0024</b> | 3293.03  | <b>13-0203</b> | 95654730   | <b>17-0006</b> | 9638226380         | <b>17-0709</b> | 3272.J0  | <b>17-0084</b> | 3273.5P  | <b>17-0020</b> |
| 3273.K5        | <b>17-0024</b> | 3293.03  | <b>13-0308</b> | 95654731   | <b>17-0007</b> | 9638226480         | <b>17-0708</b> | 3272.J1  | <b>17-0086</b> | 3273.5R  | <b>17-0007</b> |
| 3273.K7        | <b>17-0079</b> | 3293.03  | <b>13-0504</b> | 95656495   | <b>15-1175</b> | 9639508780         | <b>17-0707</b> | 3272.J1  | <b>17-0815</b> | 3273.5X  | <b>17-0141</b> |
| 3273.L5*       | <b>15-1206</b> | 3293.03  | <b>13-0509</b> | 95656595   | <b>15-1175</b> | 9641777180         | <b>17-0706</b> | 3272.J2  | <b>17-0158</b> | 3273.5Y  | <b>17-0145</b> |
| 3273.LP*       | <b>15-1675</b> | 3293.06  | <b>13-0375</b> | 95666908   | <b>17-0014</b> | 9645248980*        | <b>15-1494</b> | 3272.J7  | <b>17-0160</b> | 3273.60  | <b>17-0129</b> |
| 3273.LQ*       | <b>15-1675</b> | 3293.17  | <b>13-0116</b> | 95666909   | <b>17-0015</b> | 9650624180         | <b>17-0952</b> | 3272.J8  | <b>17-0160</b> | 3273.60* | <b>15-1020</b> |
| 3273.LR*       | <b>15-1675</b> | 3293.20  | <b>13-0315</b> | 95666940   | <b>17-0014</b> | 9650624280         | <b>17-0951</b> | 3272.K7  | <b>17-0144</b> | 3273.62  | <b>17-0129</b> |
| 3273.LS*       | <b>15-1657</b> | 3293.20  | <b>13-0429</b> | 9566694077 | <b>17-0130</b> | 96601868           | <b>17-0004</b> | 3272.K8  | <b>17-0142</b> | 3273.62* | <b>15-1020</b> |
| 3273.LT*       | <b>15-1657</b> | 3293.31  | <b>13-0054</b> | 95666941   | <b>17-0015</b> | 9664862080         | <b>13-0342</b> | 3272.KL* | <b>15-1585</b> | 3273.64  | <b>17-0007</b> |
| 3273.N2*       | <b>15-1142</b> | 3293.31  | <b>13-0511</b> | 9566694187 | <b>17-0131</b> | 96995952           | <b>15-1243</b> | 3272.L0  | <b>17-0142</b> | 3273.64* | <b>15-1063</b> |
| 3273.N7        | <b>17-0147</b> | 3293.31  | <b>13-0518</b> | 95669013   | <b>17-0010</b> |                    |                | 3272.L1  | <b>17-0140</b> | 3273.65  | <b>17-0007</b> |
| 3273.NR*       | <b>15-1729</b> | 3293.34  | <b>13-0508</b> | 95669014   | <b>17-0011</b> |                    |                | 3272.L9  | <b>17-0138</b> | 3273.65* | <b>15-1063</b> |
| 3273.P2        | <b>17-0149</b> | 3293.35  | <b>13-0505</b> | 96031845   | <b>17-0137</b> |                    |                | 3272.LP* | <b>15-1585</b> | 3273.66  | <b>17-0006</b> |
| 3273.P3        | <b>17-0149</b> | 3293.37  | <b>13-0383</b> | 96033355   | <b>17-0004</b> | <b>CITROËN LCV</b> |                | 3272.LW* | <b>15-1675</b> | 3273.66* | <b>15-1063</b> |
| 3273.Q8        | <b>17-0085</b> | 3293.74  | <b>13-0019</b> | 96033369   | <b>17-0005</b> |                    |                | 3272.LX* | <b>15-1675</b> | 3273.67  | <b>17-0006</b> |
| 3273.QK*       | <b>15-1675</b> | 3293.83  | <b>13-0116</b> | 96042941   | <b>17-0004</b> |                    |                | 3272.M0  | <b>17-0138</b> | 3273.67* | <b>15-1063</b> |
| 3273.QQ*       | <b>15-1711</b> | 3293.91  | <b>13-0146</b> | 96042942   | <b>17-0005</b> | 1463105080         | <b>17-0084</b> | 3272.NP* | <b>15-1636</b> | 3273.69* | <b>15-1063</b> |
| 3273.R0        | <b>17-0087</b> | 3293.95  | <b>13-0147</b> | 96048666   | <b>17-0014</b> | 1463107080         | <b>17-0086</b> | 3272.NQ* | <b>15-1636</b> | 3273.6J  | <b>17-0525</b> |
| 3273.R6        | <b>17-0007</b> | 3293.96  | <b>13-0116</b> | 96048667   | <b>17-0015</b> | 1463108080         | <b>17-0087</b> | 3272.P5  | <b>17-0140</b> | 3273.6K  | <b>17-0523</b> |
| 3273.S1        | <b>17-0145</b> | 3293.A3  | <b>13-0281</b> | 96072988   | <b>17-0010</b> | 1491239080         | <b>17-0086</b> | 3272.PG* | <b>15-1726</b> | 3273.6R  | <b>17-0129</b> |
| 3273.S2        | <b>17-0143</b> | 3293.A3  | <b>13-0421</b> | 96072989   | <b>17-0011</b> | 1491240080         | <b>17-0087</b> | 3272.PA* | <b>15-1717</b> | 3273.6S  | <b>17-0083</b> |
| 3273.S4        | <b>17-0143</b> | 3293.C1  | <b>13-0382</b> | 96091415   | <b>17-0136</b> | 1607113380         | <b>15-1718</b> | 3272.PC* | <b>15-1717</b> | 3273.7E  | <b>17-0145</b> |
| 3273.SV*       | <b>15-1636</b> | 3293.C2  | <b>13-0429</b> | 96091416   | <b>17-0137</b> | 1607735380*        | <b>15-1740</b> | 3272.PE* | <b>15-1718</b> | 3273.89  | <b>17-0007</b> |
| 3273.T3        | <b>17-0139</b> | 3293.C7  | <b>13-0419</b> | 96141635*  | <b>15-1208</b> | 1607740880         | <b>13-0488</b> | 3272.PF* | <b>15-1718</b> | 3273.89* | <b>15-1063</b> |
| 3273.T4        | <b>17-0139</b> | 3293.C7  | <b>13-0483</b> | 96141637*  | <b>15-1176</b> | 1607740980         | <b>13-0527</b> | 3272.PQ* | <b>15-1718</b> | 3273.9Z* | <b>15-1558</b> |
| 3273.T6*       | <b>15-1180</b> | 3293.C8  | <b>13-0435</b> | 9614188080 | <b>17-0175</b> | 1607741080         | <b>13-0489</b> | 3272.SS* | <b>15-1718</b> | 3273.9Z  | <b>17-0640</b> |
| 3273.TF        | <b>17-0832</b> | 3293.G6  | <b>13-0475</b> | 9614188180 | <b>17-0174</b> | 1608754080         | <b>13-0542</b> | 3272.PZ* | <b>15-1675</b> | 3273.9Z  | <b>17-0642</b> |
| 3273.TR*       | <b>15-1764</b> | 5480643  | <b>17-0009</b> | 96145819   | <b>17-0176</b> | 1608901980*        | <b>15-1740</b> | 3272.R3  | <b>17-0019</b> | 3273.AC* | <b>15-1455</b> |
| 3273.TT*       | <b>15-1711</b> | 5508423  | <b>17-0008</b> | 96164213   | <b>17-0149</b> | 3272.00            | <b>17-0006</b> | 3272.SJ* | <b>15-1637</b> | 3273.C7  | <b>17-0129</b> |
| 3273.V7        | <b>17-0141</b> | 75525808 | <b>17-0077</b> | 96164213*  | <b>15-1208</b> | 3272.00*           | <b>15-1063</b> | 3272.SL* | <b>15-1740</b> | 3273.C7* | <b>15-1020</b> |

| CITROËN LCV |         | 3293.91     | 13-0146 | DACIA           |         | 510734      | 15-1234 | 04438-87704  | 13-0084 | 43420-87726*   | 15-1097 |
|-------------|---------|-------------|---------|-----------------|---------|-------------|---------|--------------|---------|----------------|---------|
|             |         | 3293.97     | 13-0022 |                 |         | 510736      | 15-1311 | 04438-87704  | 13-0215 | 43420-87727*   | 15-1097 |
|             |         | 3293.A2     | 13-0502 |                 |         | 7849890     | 14-0008 | 04438-87706  | 13-0084 | 43420-87730*   | 15-1294 |
|             |         | 3293.A3     | 13-0281 |                 |         | 93741015    | 15-1280 | 04438-87709  | 13-0214 | 43420-87731*   | 15-1097 |
| 3273.E6*    | 15-1175 | 3293.C7     | 13-0419 | 39100-0153R*    | 15-1501 | 96160589    | 15-1279 | 04438-87F07  | 13-0215 | 43420-87735*   | 15-1097 |
| 3273.EA     | 17-0416 | 3293.E1     | 13-0488 | 39100-1162R*    | 15-1727 | 96220402    | 13-0177 | 04438-87F10  | 13-0214 | 43460-87F86*   | 15-1294 |
| 3273.EN     | 17-0416 | 3293.E2     | 13-0527 | 39101-5061R*    | 15-1727 | 96243573    | 15-1311 | 04438-87F15  | 13-0215 | 43470-87780*   | 15-1160 |
| 3273.EN*    | 15-1646 | 3293.E3     | 13-0489 | 39101-5451R*    | 15-1501 | 96243575    | 15-1395 | 04438-87F16  | 13-0215 | 43470-87F88*   | 15-1294 |
| 3273.EP     | 17-0416 | 3293.F1     | 13-0420 | 39101-9671R*    | 15-1727 | 96243578    | 13-0018 | 43400-87728* | 15-1097 | 43470-87F89*   | 15-1294 |
| 3273.ES*    | 15-1646 | 3293.F2     | 13-0428 | 60 01 542 122   | 17-0112 | 96243578    | 13-0177 | 43410-87000* | 15-1097 |                |         |
| 3273.EY     | 17-0416 | 9464383780  | 13-0022 | 60 01 548 102   | 17-0637 | 96243578    | 13-0226 | 43410-87103* | 15-1159 |                |         |
| 3273.GQ*    | 15-1546 | 9464383788  | 13-0022 | 60 01 548 103   | 17-0638 | 96243578    | 13-0276 | 43410-87104* | 15-1159 |                |         |
| 3273.H1     | 17-0129 | 95555116    | 17-0082 | 60 01 548 120   | 17-0527 | 96243578    | 13-0277 | 43410-87113* | 15-1159 |                |         |
| 3273.JY     | 17-0806 | 95555117    | 17-0083 | 60 01 548 121   | 17-0526 | 96243579    | 14-0008 | 43410-87114* | 15-1159 |                |         |
| 3273.LP*    | 15-1675 | 955910737   | 17-0006 | 60 01 548 659   | 17-0792 | 96245309    | 13-0365 | 43410-87223* | 15-1333 |                |         |
| 3273.LR*    | 15-1675 | 95591074    | 17-0007 | 60 01 548 661   | 17-0793 | 96257801    | 15-1395 | 43410-87225* | 15-1333 |                |         |
| 3273.N4     | 17-0129 | 9559529280  | 17-0082 | 60 01 548 720*  | 15-1501 | 96257802    | 15-1311 | 43410-87226* | 15-1333 | 326807         | 15-1330 |
| 3273.N4*    | 15-1020 | 9559529480  | 17-0083 | 77 01 209 242   | 13-0346 | 96257803    | 15-1401 | 43410-87234* | 15-1359 | Velcon: 326300 | 15-1356 |
| 3273.NP*    | 15-1636 | 95598210    | 15-1063 | 77 01 348 085   | 17-0106 | 96257804    | 15-1402 | 43410-87242* | 15-1333 |                |         |
| 3273.NQ*    | 15-1636 | 95605804    | 17-0129 | 77 01 348 086   | 17-0106 | 96257821    | 17-0528 | 43410-87242* | 15-1340 |                |         |
| 3273.PP*    | 15-1726 | 95606802*   | 15-1020 | 77 01 498 699   | 17-0106 | 96257822    | 17-0529 | 43410-87703* | 15-1160 |                |         |
| 3273.Q5     | 17-0085 | 95606803    | 17-0082 | 77 01 498 786   | 17-0106 | 96257823    | 17-0530 | 43410-87706* | 15-1160 |                |         |
| 3273.Q6     | 17-0087 | 95606803*   | 15-1020 | 82 00 388 900   | 17-0781 | 96257824    | 17-0531 | 43410-87710* | 15-1097 |                |         |
| 3273.Q6     | 17-0816 | 95606804    | 17-0083 | 82 00 388 903   | 17-0780 | 96273571    | 15-1280 | 43410-87711* | 15-1097 | 1481449080     | 17-0673 |
| 3273.Q7     | 17-0159 | 95606804*   | 15-1020 | 82 00 444 438   | 17-0637 | 96273573    | 13-0097 | 43410-87714* | 15-1097 | 1481450080     | 17-0672 |
| 3273.QK*    | 15-1675 | 95619481    | 17-0006 | 82 00 484 373   | 17-0638 | 96273760    | 15-1656 | 43410-87715* | 15-1097 | 1481451080     | 17-0673 |
| 3273.R2     | 17-0161 | 95619482    | 17-0007 | 82 00 503 358   | 17-0792 | 96287813    | 17-0813 | 43410-87717* | 15-1295 | 1481451080     | 17-0957 |
| 3273.R3     | 17-0161 | 95644403    | 17-0019 | 82 00 503 359   | 17-0793 | 96287814    | 17-0814 | 43410-87718* | 15-1295 | 1481451080*    | 15-1546 |
| 3273.S1     | 17-0145 | 95644404    | 17-0020 | 82 00 930 507*  | 15-1727 | 96298502    | 17-0812 | 43410-87722* | 15-1295 | 1481452080     | 17-0672 |
| 3273.S2     | 17-0143 | 9564478680  | 13-0022 |                 |         | 96298502    | 17-0953 | 43410-87725* | 15-1295 | 1481452080     | 17-0956 |
| 3273.S4     | 17-0143 | 9564478780  | 13-0109 |                 |         | 96348782*   | 15-1527 | 43410-87726* | 15-1097 | 1481452080*    | 15-1546 |
| 3273.SZ*    | 15-1648 | 95646292    | 15-1020 |                 |         | 96348783*   | 15-1527 | 43410-87727* | 15-1097 | 1485695080*    | 15-1495 |
| 3273.T3     | 17-0139 | 95656495    | 15-1175 | DACIA LCV       |         | 96348790*   | 15-1530 | 43410-87728* | 15-1097 | 1497187088     | 17-0964 |
| 3273.T4     | 17-0139 | 9566722180* | 15-1120 |                 |         | 96391550    | 15-1530 | 43410-87729* | 15-1097 | 1497188088     | 17-0965 |
| 3273.TC*    | 15-1740 | 9566722380* | 15-1132 |                 |         | 96391551    | 15-1530 | 43410-87730* | 15-1295 | 40608080       | 17-0675 |
| 3273.V7     | 17-0141 | 95669097    | 13-0022 | 60 01 548 720*  | 15-1501 | 96391553    | 13-0366 | 43410-87731* | 15-1097 | 4087120#       | 15-1001 |
| 3273.W0     | 17-0141 | 9567582280* | 15-1236 | 77 01 209 242   | 13-0346 | 96391553    | 13-0434 | 43410-87732* | 15-1097 | 4247399#       | 15-1001 |
| 3273.X8     | 17-0020 | 96021730    | 17-0019 |                 |         | 96391554    | 15-1527 | 43410-87733* | 15-1097 | 42601388#      | 16-1002 |
| 3273.PJ*    | 15-1717 | 96021731    | 17-0020 |                 |         | 96489856    | 14-0008 | 43410-87735* | 15-1097 | 42601892#      | 16-1002 |
| 3273.PK*    | 15-1717 | 96074111    | 17-0129 |                 |         |             |         | 43420-87000* | 15-1097 | 4308412#       | 15-1001 |
| 3273.PL*    | 15-1718 | 9607411180  | 17-0082 |                 |         |             |         | 43420-87103* | 15-1159 | 4308413#       | 15-1001 |
| 3273.PN*    | 15-1718 | 9607411480  | 17-0083 |                 |         |             |         | 43420-87104* | 15-1159 | 4308418#       | 15-1001 |
| 3273.PX*    | 15-1718 | 9617303280  | 17-0082 |                 |         |             |         | 43420-87113* | 15-1159 | 4313087#       | 15-1001 |
| 3274.77     | 17-0082 | 9617303380  | 17-0083 | 26002230        | 14-0008 |             |         | 43420-87114* | 15-1159 | 4315132#       | 16-1002 |
| 3274.77*    | 15-1020 | 9617408188* | 15-1224 | 26010773        | 16-1029 |             |         | 43420-87223* | 15-1333 | 4315445        | 14-0019 |
| 3274.78     | 17-0129 | 9617408288* | 15-1224 | 26013813        | 15-1234 | 93741015    | 15-1280 | 43420-87225* | 15-1333 | 4328468#       | 15-1001 |
| 3274.78*    | 15-1020 | 96184031    | 17-0082 | 44105-78B00-000 | 15-1115 | 96273571    | 15-1280 | 43420-87226* | 15-1333 | 4383758        | 13-0001 |
| 3293.03     | 13-0203 | 96184033    | 15-1020 | 510346          | 13-0018 | 96273573    | 13-0097 | 43420-87234* | 15-1359 | 4383758        | 13-0002 |
| 3293.03     | 13-0308 | 96184033    | 17-0129 | 510346          | 13-0226 |             |         | 43420-87703* | 15-1160 | 4390952#       | 15-1002 |
| 3293.03     | 13-0504 | 96184035    | 17-0083 | 510346          | 13-0276 |             |         | 43420-87706* | 15-1160 | 4393155#       | 15-1003 |
| 3293.03     | 13-0509 | 9619947580* | 15-1222 | 510346          | 13-0277 |             |         | 43420-87710* | 15-1097 | 4393157#       | 15-1003 |
| 3293.06     | 13-0375 | 9619947588* | 15-1222 | 510418          | 15-1279 |             |         | 43420-87711* | 15-1097 | 4465504#       | 15-1001 |
| 3293.16     | 13-0022 | 9619947680* | 15-1222 | 510434          | 13-0018 |             |         | 43420-87717* | 15-1295 | 4475837#       | 15-1001 |
| 3293.31     | 13-0054 | 9619947688* | 15-1222 | 510434          | 13-0226 |             |         | 43420-87718* | 15-1295 | 46303261       | 17-0828 |
| 3293.31     | 13-0511 | 9621456388* | 15-1222 | 510434          | 13-0276 | 04438-87118 | 13-0136 | 43420-87721* | 15-1294 | 46307010       | 17-0244 |
| 3293.35     | 13-0505 | 9621456488* | 15-1222 | 510434          | 13-0277 | 04438-87119 | 13-0136 | 43420-87722* | 15-1294 | 46307011       | 17-0243 |
| 3293.42     | 13-0022 |             |         | 510719          | 14-0008 | 04438-87701 | 13-0137 | 43420-87725* | 15-1294 | 46307029       | 14-0002 |

\* =OE Semiasse/ Driveshaft/ Trasmissione/ Achswelle/ Semieje

# =OE Giunto senza KIT/ CVJ w/o KIT/ Joint sans Kit/ Gelenk Ohne Satz/ Junta sin Kit



| Ad. OE      | METELLI ref.   | Ad. OE    | METELLI ref.   | Ad. OE    | METELLI ref.    | Ad. OE    | METELLI ref.   | Ad. OE    | METELLI ref.   | Ad. OE    | METELLI ref.   |
|-------------|----------------|-----------|----------------|-----------|-----------------|-----------|----------------|-----------|----------------|-----------|----------------|
| <b>FIAT</b> |                | 46307428  | <b>17-0659</b> | 46307976  | <b>17-0829</b>  | 46308682  | <b>15-1732</b> | 60808619  | <b>13-0020</b> | 7682886   | <b>13-0091</b> |
|             |                | 46307429  | <b>17-0660</b> | 46307989  | <b>17-0656</b>  | 46308707  | <b>15-1592</b> | 60808619  | <b>13-0092</b> | 7682886   | <b>13-0282</b> |
|             |                | 46307466  | <b>17-0536</b> | 46307994  | <b>17-0827</b>  | 46308735  | <b>15-1396</b> | 60808619  | <b>13-0149</b> | 7688157#  | <b>15-1110</b> |
|             |                | 46307467  | <b>17-0537</b> | 46307998  | <b>17-0633</b>  | 46308773  | <b>15-1616</b> | 60811035  | <b>14-0019</b> | 7698632#  | <b>15-1003</b> |
| 46307029    | <b>14-0019</b> | 46307471  | <b>17-0666</b> | 46308000# | <b>15-1457</b>  | 46308795# | <b>15-1732</b> | 60811991  | <b>14-0019</b> | 7698900#  | <b>15-1109</b> |
| 46307032#   | <b>15-1211</b> | 46307506  | <b>17-0649</b> | 46308003  | <b>13-0316</b>  | 46409864  | <b>17-0234</b> | 60812755  | <b>13-0179</b> | 7699037   | <b>17-0232</b> |
| 46307034#   | <b>15-1212</b> | 46307508  | <b>17-0650</b> | 46308008  | <b>17-0822</b>  | 46429632# | <b>15-1214</b> | 60812880# | <b>15-1213</b> | 7703689#  | <b>15-1003</b> |
| 46307047#   | <b>15-1240</b> | 46307516# | <b>15-1409</b> | 46308020# | <b>15-1458</b>  | 46429633  | <b>13-0179</b> | 60813077  | <b>13-0173</b> | 7720510#  | <b>15-1067</b> |
| 46307060    | <b>13-0173</b> | 46307555  | <b>13-0216</b> | 46308034  | <b>17-0656</b>  | 46476612  | <b>17-0233</b> | 60813077  | <b>13-0175</b> | 7721633   | <b>17-0233</b> |
| 46307060    | <b>13-0175</b> | 46307557# | <b>15-1296</b> | 46308035  | <b>17-0656</b>  | 46476614  | <b>17-0232</b> | 60813077  | <b>13-0217</b> | 7739015   | <b>17-0235</b> |
| 46307060    | <b>13-0217</b> | 46307565  | <b>17-0536</b> | 46308066  | <b>17-0824</b>  | 46477176  | <b>17-0231</b> | 60816984  | <b>13-0093</b> | 7739016   | <b>17-0236</b> |
| 46307067    | <b>13-0167</b> | 46307572# | <b>15-1374</b> | 46308067# | <b>15-1449</b>  | 46538019  | <b>17-0833</b> | 7076344#  | <b>15-1001</b> | 7740977   | <b>17-0245</b> |
| 46307067    | <b>13-0173</b> | 46307575  | <b>13-0257</b> | 46308070# | <b>15-1550</b>  | 46538020  | <b>17-0421</b> | 7078573#  | <b>15-1231</b> | 7750299#  | <b>15-1032</b> |
| 46307067    | <b>13-0175</b> | 46307575  | <b>13-0271</b> | 46308079  | <b>17-0674</b>  | 46801689  | <b>17-0632</b> | 71740557# | <b>15-1420</b> | 7750300#  | <b>15-1093</b> |
| 46307067    | <b>13-0217</b> | 46307575  | <b>13-0420</b> | 46308080  | <b>17-0675</b>  | 46801690  | <b>17-0631</b> | 71740558  | <b>13-0288</b> | 7750301#  | <b>15-1016</b> |
| 46307073    | <b>17-0240</b> | 46307584  | <b>13-0317</b> | 46308093  | <b>17-0825</b>  | 51733777# | <b>15-1594</b> | 71742702* | <b>15-1623</b> | 7761570   | <b>13-0016</b> |
| 46307080#   | <b>15-1106</b> | 46307617# | <b>15-1411</b> | 46308094  | <b>17-0825</b>  | 51733779  | <b>13-0394</b> | 71742703* | <b>15-1623</b> | 7761570   | <b>13-0535</b> |
| 46307081    | <b>17-0239</b> | 46307642  | <b>17-0665</b> | 46308100  | <b>17-0829</b>  | 51753392  | <b>17-0825</b> | 71742705* | <b>15-1625</b> | 7761570   | <b>13-0537</b> |
| 46307082#   | <b>15-1209</b> | 46307666  | <b>17-0653</b> | 46308106  | <b>17-0830</b>  | 51754513  | <b>17-0798</b> | 71745011# | <b>15-1601</b> | 7761570   | <b>13-0538</b> |
| 46307083#   | <b>15-1210</b> | 46307667  | <b>17-0654</b> | 46308112  | <b>17-0712</b>  | 51754514  | <b>17-0797</b> | 71745014  | <b>13-0397</b> | 7765363   | <b>17-0220</b> |
| 46307094#   | <b>15-1226</b> | 46307674  | <b>17-0635</b> | 46308115  | <b>17-0712</b>  | 51783824* | <b>15-1449</b> | 71771158  | <b>13-0497</b> | 7771580   | <b>14-0019</b> |
| 46307096    | <b>17-0423</b> | 46307678  | <b>17-0636</b> | 46308116  | <b>17-0773</b>  | 51785203  | <b>17-0802</b> | 71771179  | <b>15-1687</b> | 7778166   | <b>17-0223</b> |
| 46307098    | <b>17-0422</b> | 46307687  | <b>17-0424</b> | 46308147  | <b>17-0826</b>  | 51785204  | <b>17-0801</b> | 71771184# | <b>15-1732</b> | 7778448   | <b>17-0219</b> |
| 46307101    | <b>17-0242</b> | 46307688  | <b>17-0538</b> | 46308156  | <b>17-0666</b>  | 51787180* | <b>15-1449</b> | 71787055  | <b>17-0537</b> | 7782545   | <b>17-0535</b> |
| 46307102    | <b>17-0241</b> | 46307703  | <b>17-0817</b> | 46308158  | <b>17-0665</b>  | 51787861  | <b>17-0835</b> | 737319#   | <b>15-1003</b> | 7794472   | <b>17-0246</b> |
| 46307103#   | <b>16-1020</b> | 46307707  | <b>17-0818</b> | 46308178  | <b>17-0823</b>  | 51787863  | <b>17-0834</b> | 7501348   | <b>13-0001</b> | 82282139# | <b>16-1002</b> |
| 46307107#   | <b>15-1227</b> | 46307710# | <b>15-1493</b> | 46308179  | <b>17-0823</b>  | 51795511* | <b>15-1687</b> | 7501348   | <b>13-0002</b> | 82301373# | <b>15-1103</b> |
| 46307108#   | <b>15-1227</b> | 46307716  | <b>13-0287</b> | 46308180  | <b>17-0824</b>  | 51808106  | <b>17-0803</b> | 7509702   | <b>13-0174</b> | 82333811# | <b>15-1103</b> |
| 46307110    | <b>17-0226</b> | 46307716  | <b>13-0406</b> | 46308205# | <b>15-1374</b>  | 51808107  | <b>17-0801</b> | 7560070#  | <b>15-1002</b> | 82350924  | <b>13-0020</b> |
| 46307111    | <b>17-0244</b> | 46307733  | <b>13-0093</b> | 46308206# | <b>15-1612</b>  | 51808107* | <b>15-1449</b> | 7577041#  | <b>15-1002</b> | 82362521# | <b>15-1103</b> |
| 46307112    | <b>17-0532</b> | 46307733  | <b>13-0191</b> | 46308218  | <b>17-0828</b>  | 51812053* | <b>15-1732</b> | 7578083   | <b>13-0033</b> | 82362524# | <b>15-1103</b> |
| 46307121#   | <b>15-1232</b> | 46307733  | <b>13-0352</b> | 46308221  | <b>17-0828</b>  | 51813089  | <b>17-0982</b> | 7603021   | <b>13-0282</b> | 8236523#  | <b>15-1103</b> |
| 46307122#   | <b>15-1231</b> | 46307733  | <b>13-0378</b> | 46308227  | <b>17-0710</b>  | 51813090  | <b>17-0983</b> | 7629457#  | <b>15-1013</b> | 82413699# | <b>15-1094</b> |
| 46307131    | <b>17-0534</b> | 46307785  | <b>17-0665</b> | 46308229  | <b>17-0711</b>  | 55700557  | <b>17-0798</b> | 7631082#  | <b>15-1106</b> | 82428432# | <b>15-1103</b> |
| 46307149    | <b>17-0533</b> | 46307786  | <b>17-0666</b> | 46308230# | <b>15-1506B</b> | 55700558  | <b>17-0804</b> | 7633434#  | <b>15-1032</b> | 82439756# | <b>15-1103</b> |
| 46307169#   | <b>15-1212</b> | 46307792  | <b>17-0537</b> | 46308259  | <b>17-0822</b>  | 55700559  | <b>17-0800</b> | 7635255   | <b>13-0282</b> | 82440166# | <b>15-1103</b> |
| 46307171#   | <b>15-1211</b> | 46307851  | <b>17-0655</b> | 46308262  | <b>17-0827</b>  | 55700560  | <b>17-0797</b> | 7635256   | <b>13-0282</b> | 82443532# | <b>15-1094</b> |
| 46307234#   | <b>15-1306</b> | 46307852  | <b>17-0655</b> | 46308274  | <b>17-0821</b>  | 55700561  | <b>17-0803</b> | 7635795   | <b>13-0282</b> | 82443745  | <b>13-0003</b> |
| 46307241#   | <b>15-1258</b> | 46307863  | <b>17-0652</b> | 46308275  | <b>17-0827</b>  | 55700562  | <b>17-0799</b> | 7642776   | <b>13-0282</b> | 82443750  | <b>13-0020</b> |
| 46307246#   | <b>15-1244</b> | 46307864  | <b>17-0651</b> | 46308322# | <b>15-1592</b>  | 5929237#  | <b>15-1103</b> | 7646401#  | <b>15-1109</b> | 82448780# | <b>15-1003</b> |
| 46307309#   | <b>15-1245</b> | 46307877# | <b>15-1493</b> | 46308326  | <b>13-0392</b>  | 5929240#  | <b>15-1103</b> | 7646402#  | <b>15-1110</b> | 82449123# | <b>15-1095</b> |
| 46307322#   | <b>15-1358</b> | 46307886# | <b>15-1396</b> | 46308337# | <b>15-1593</b>  | 5944689#  | <b>15-1019</b> | 7647245#  | <b>15-1067</b> | 82462961  | <b>13-0020</b> |
| 46307351    | <b>17-0670</b> | 46307887# | <b>15-1388</b> | 46308338  | <b>13-0393</b>  | 5944690#  | <b>15-1001</b> | 7652958#  | <b>15-1093</b> | 82462961  | <b>13-0149</b> |
| 46307360    | <b>17-0669</b> | 46307889# | <b>15-1296</b> | 46308347  | <b>17-0634</b>  | 5959385#  | <b>15-1019</b> | 7656786#  | <b>15-1065</b> | 82463084  | <b>13-0003</b> |
| 46307366#   | <b>15-1481</b> | 46307900  | <b>17-0653</b> | 46308465  | <b>13-0460</b>  | 5998706#  | <b>15-1019</b> | 7656944#  | <b>15-1032</b> | 82466864# | <b>15-1155</b> |
| 46307367#   | <b>15-1410</b> | 46307901# | <b>15-1245</b> | 46308518# | <b>15-1449</b>  | 60507869  | <b>13-0020</b> | 7656945#  | <b>15-1016</b> | 82466865# | <b>15-1154</b> |
| 46307368    | <b>17-0657</b> | 46307904  | <b>17-0654</b> | 46308522  | <b>17-0804</b>  | 60541802  | <b>15-1153</b> | 7656949#  | <b>15-1093</b> | 82480859# | <b>15-1095</b> |
| 46307369    | <b>17-0658</b> | 46307906# | <b>15-1419</b> | 46308524  | <b>17-0802</b>  | 60556609  | <b>13-0133</b> | 7659161#  | <b>15-1106</b> | 82483504  | <b>13-0020</b> |
| 46307394#   | <b>15-1309</b> | 46307909  | <b>17-0652</b> | 46308524* | <b>15-1449</b>  | 60562336  | <b>13-0020</b> | 7659169#  | <b>15-1105</b> | 82483504  | <b>13-0089</b> |
| 46307398#   | <b>15-1258</b> | 46307910  | <b>17-0651</b> | 46308551# | <b>15-1687</b>  | 60605055# | <b>15-1093</b> | 7660834#  | <b>16-1020</b> | 82483504  | <b>13-0149</b> |
| 46307406#   | <b>15-1416</b> | 46307913# | <b>15-1374</b> | 46308552# | <b>15-1637</b>  | 60801797  | <b>13-0020</b> | 7668798   | <b>17-0231</b> | 82486230# | <b>15-1093</b> |
| 46307408    | <b>17-0671</b> | 46307914# | <b>15-1387</b> | 46308564  | <b>15-1732</b>  | 60805116  | <b>13-0020</b> | 7682886   | <b>13-0056</b> | 82486231# | <b>15-1016</b> |
| 46307420#   | <b>15-1240</b> | 46307975  | <b>17-0830</b> | 46308680  | <b>13-0497</b>  | 60806930# | <b>16-1020</b> | 7682886   | <b>13-0058</b> | 92601903# | <b>15-1105</b> |

|             |         |             |         |           |         |           |         |             |         |                |         |
|-------------|---------|-------------|---------|-----------|---------|-----------|---------|-------------|---------|----------------|---------|
| FIAT        |         | 1481452080  | 17-0956 | 46307169  | 15-1212 | 46308481  | 13-0527 | 7501348     | 13-0002 | 96074114       | 17-0082 |
|             |         | 1481452080* | 15-1546 | 46307171  | 15-1211 | 46308483  | 15-1717 | 7509702     | 13-0174 | 9607411480     | 17-0083 |
|             |         | 1487936088  | 17-0161 | 46307234  | 15-1306 | 46308484  | 15-1726 | 7560070#    | 15-1002 | 9617303280     | 17-0082 |
|             |         | 1487937088  | 17-0160 | 46307241  | 15-1258 | 46308485  | 15-1718 | 7577041#    | 15-1002 | 9617408188     | 17-0142 |
| 9403293030  | 13-0343 | 1491234080  | 17-0816 | 46307309  | 15-1245 | 46308518# | 15-1449 | 7603021     | 13-0282 | 9617408188#    | 15-1224 |
| 9566934080  | 13-0170 | 1491237080  | 17-0815 | 46307351  | 17-0670 | 46308524* | 15-1449 | 7631082     | 15-1106 | 9617408288     | 17-0143 |
| 9566934088  | 13-0170 | 1491238080  | 17-0816 | 46307360  | 17-0669 | 46308538  | 15-1637 | 7635255     | 13-0282 | 9617408288#    | 15-1224 |
| 9567504880  | 13-0172 | 1491239080  | 17-0086 | 46307366# | 15-1481 | 46308538# | 15-1648 | 7635256     | 13-0282 | 96184031       | 17-0082 |
| 9567504880  | 13-0375 | 1491239080  | 17-0815 | 46307367  | 15-1410 | 46308542  | 13-0428 | 7635795     | 13-0282 | 96184035       | 17-0083 |
| 9617408188  | 17-0142 | 1491240080  | 17-0087 | 46307398  | 15-1258 | 46308735  | 15-1396 | 7642776     | 13-0282 | 9619947580#    | 15-1222 |
| 9617408188# | 15-1224 | 1495541080  | 17-0815 | 46307406  | 15-1416 | 46308773  | 15-1616 | 7646401     | 15-1109 | 9619947588     | 17-0138 |
| 9617408288  | 17-0143 | 1495541080* | 15-1120 | 46307420  | 15-1240 | 46429633  | 13-0179 | 7646402     | 15-1110 | 9619947588#    | 15-1222 |
| 9617408288# | 15-1224 | 1495542080  | 17-0816 | 46307555  | 13-0216 | 46801689  | 17-0632 | 7647245     | 15-1067 | 9619947680#    | 15-1222 |
| 9619947580# | 15-1222 | 1495545080  | 17-0158 | 46307557  | 15-1296 | 46801690  | 17-0631 | 7656786#    | 15-1065 | 9619947688     | 17-0139 |
| 9619947588  | 17-0138 | 1495546080  | 17-0159 | 46307572  | 15-1374 | 51783824* | 15-1449 | 7659161     | 15-1106 | 9619947688#    | 15-1222 |
| 9619947588# | 15-1222 | 1496136080  | 17-0158 | 46307575  | 13-0257 | 51783825* | 15-1648 | 7659169     | 15-1105 | 9621270480     | 13-0375 |
| 9619947680# | 15-1222 | 1496137080  | 17-0159 | 46307575  | 13-0271 | 51783853* | 15-1637 | 7682886     | 13-0056 | 9621456388#    | 15-1222 |
| 9619947688  | 17-0139 | 1497187088* | 15-1636 | 46307575  | 13-0420 | 51787180* | 15-1449 | 7682886     | 13-0058 | 9621456488#    | 15-1222 |
| 9619947688# | 15-1222 | 1497188088* | 15-1636 | 46307584  | 13-0317 | 51808107* | 15-1449 | 7682886     | 13-0091 | 9626083988     | 17-0144 |
| 9621270480  | 13-0375 | 1607740880  | 13-0488 | 46307674  | 17-0635 | 5944689#  | 15-1019 | 7682886     | 13-0282 | 9626084088     | 17-0145 |
| 9621456388# | 15-1222 | 1607741080  | 13-0489 | 46307678  | 17-0636 | 5944690#  | 15-1001 | 7688157     | 15-1110 | 9936769        | 16-1002 |
| 9621456488# | 15-1222 | 4087120#    | 15-1001 | 46307691  | 17-0819 | 5959385#  | 15-1019 | 7698900     | 15-1109 |                |         |
| 9626083988  | 17-0144 | 4247399#    | 15-1001 | 46307710  | 15-1493 | 5998706#  | 15-1019 | 7720510     | 15-1067 |                |         |
| 9626084088  | 17-0145 | 42601388    | 16-1002 | 46307716  | 13-0287 | 60507869  | 13-0020 | 7758266#    | 15-1225 |                |         |
| 9645248880  | 17-0831 | 42601892    | 16-1002 | 46307716  | 13-0406 | 60541802  | 15-1153 | 7761570     | 13-0537 | FORD AUSTRALIA |         |
| 9645248980  | 17-0832 | 4308412#    | 15-1001 | 46307733  | 13-0093 | 60556609  | 13-0133 | 7771580     | 14-0019 |                |         |
| 9645248980* | 15-1494 | 4308413#    | 15-1001 | 46307733  | 13-0191 | 60562336  | 13-0020 | 82282139    | 16-1002 |                |         |
| 9645249280* | 15-1495 | 4308418#    | 15-1001 | 46307796  | 17-0954 | 60801797  | 13-0020 | 82350924    | 13-0020 | 95NX25500DC    | 16-1027 |
| 9664862080  | 13-0342 | 4313087#    | 15-1001 | 46307797  | 17-0955 | 60805116  | 13-0020 | 82443750    | 13-0020 |                |         |
| 9936769#    | 16-1002 | 4315132     | 16-1002 | 46307805  | 17-0820 | 60806930# | 16-1020 | 82462961    | 13-0020 |                |         |
|             |         | 4315445     | 14-0019 | 46307877# | 15-1493 | 60808619  | 13-0020 | 82462961    | 13-0149 |                |         |
|             |         | 4328468#    | 15-1001 | 46307886# | 15-1396 | 60808619  | 13-0092 | 82483504    | 13-0020 | FORD BRASIL    |         |
|             |         | 4383758     | 13-0001 | 46307887  | 15-1388 | 60808619  | 13-0149 | 82483504    | 13-0149 |                |         |
|             |         | 4383758     | 13-0002 | 46307889  | 15-1296 | 60811035  | 14-0019 | 92601903    | 15-1105 |                |         |
|             |         | 4390952#    | 15-1002 | 46307901  | 15-1245 | 60811991  | 14-0019 | 9464383688  | 13-0502 | 6043191        | 13-0017 |
|             |         | 4465504#    | 15-1001 | 46307906# | 15-1419 | 60812755  | 13-0179 | 9464383780  | 13-0022 | 6069110        | 15-1014 |
| 1349785080* | 15-1726 | 4475837#    | 15-1001 | 46307913  | 15-1374 | 60812880  | 15-1213 | 9464383788  | 13-0022 | 6099110        | 15-1014 |
| 1349786080* | 15-1717 | 46307010    | 17-0244 | 46307914  | 15-1387 | 60813077  | 13-0173 | 9467577780  | 13-0419 | 81AG3K187AA    | 15-1014 |
| 1349787080* | 15-1718 | 46307029    | 14-0002 | 46307998  | 17-0633 | 60813077  | 13-0175 | 9467577788  | 13-0419 | 81AG3K187M     | 15-1014 |
| 1349788080* | 15-1726 | 46307029    | 14-0019 | 46308000  | 15-1457 | 60813077  | 13-0217 | 95555116    | 17-0082 | BD5M3W427A     | 15-1233 |
| 1349789080* | 15-1717 | 46307032    | 15-1211 | 46308003  | 13-0316 | 60816984  | 13-0093 | 95555117    | 17-0083 |                |         |
| 1349790080* | 15-1718 | 46307034    | 15-1212 | 46308020# | 15-1458 | 7076344#  | 15-1001 | 9559529280  | 17-0082 |                |         |
| 1355333080* | 15-1718 | 46307047    | 15-1240 | 46308205  | 15-1374 | 7078573#  | 15-1231 | 9559529480  | 17-0083 |                |         |
| 1355334080* | 15-1718 | 46307060    | 13-0173 | 46308206# | 15-1612 | 71771153  | 13-0488 | 95606803    | 17-0082 |                |         |
| 1357488080* | 15-1718 | 46307060    | 13-0175 | 46308305  | 13-0489 | 71771154  | 13-0489 | 95606804    | 17-0083 |                |         |
| 1463105080  | 17-0084 | 46307060    | 13-0217 | 46308305  | 13-0527 | 71771154  | 13-0527 | 9564478680  | 13-0022 |                |         |
| 1463106080  | 17-0085 | 46307067    | 13-0167 | 46308322  | 15-1592 | 71771174  | 15-1717 | 9564478780  | 13-0109 | 1003548        | 15-1283 |
| 1463107080  | 17-0086 | 46307067    | 13-0173 | 46308326  | 13-0392 | 71771176  | 15-1718 | 95646292#   | 15-1020 | 1003550        | 15-1192 |
| 1463108080  | 17-0087 | 46307067    | 13-0175 | 46308337  | 15-1593 | 71790988  | 15-1718 | 9566722180# | 15-1120 | 1007695        | 15-1389 |
| 1478551080  | 17-0160 | 46307067    | 13-0217 | 46308338  | 13-0393 | 71790991* | 15-1717 | 9566722380* | 15-1132 | 1008224        | 13-0266 |
| 1478552080  | 17-0161 | 46307080    | 15-1106 | 46308347  | 17-0634 | 71790997  | 15-1718 | 95669097    | 13-0022 | 1008385        | 17-0260 |
| 1481449080  | 17-0673 | 46307082    | 15-1209 | 46308369  | 15-1717 | 71791000  | 15-1717 | 9566934080  | 13-0170 | 1008428        | 17-0259 |
| 1481450080  | 17-0672 | 46307083    | 15-1210 | 46308370  | 15-1718 | 71791061  | 15-1718 | 9566934088  | 13-0170 | 1016756        | 13-0037 |
| 1481451080  | 17-0673 | 46307103#   | 16-1020 | 46308371  | 15-1726 | 71791064  | 15-1718 | 9567504880  | 13-0172 | 1016756        | 13-0204 |
| 1481451080  | 17-0957 | 46307111    | 17-0244 | 46308383  | 13-0488 | 71792564  | 17-0965 | 9567504880  | 13-0375 | 1016762        | 13-0162 |
| 1481451080* | 15-1546 | 46307121#   | 15-1232 | 46308480  | 13-0488 | 71793299  | 15-1718 | 9567582280# | 15-1236 | 1016762        | 13-0163 |
| 1481452080  | 17-0672 | 46307122#   | 15-1231 | 46308481  | 13-0489 | 7501348   | 13-0001 | 9607411180  | 17-0082 | 1016767        | 13-0162 |

\* =OE Semiasse/ Driveshaft/ Trasmissione/ Achswelle/ Semieje

# =OE Giunto senza KIT/ CVJ w/o KIT/ Joint sans Kit/ Gelenk Ohne Satz/ Junta sin Kit

| Ad. OE             | METELLI ref.   | Ad. OE   | METELLI ref.   | Ad. OE       | METELLI ref.   | Ad. OE  | METELLI ref.   | Ad. OE       | METELLI ref.   | Ad. OE                 | METELLI ref.   |
|--------------------|----------------|----------|----------------|--------------|----------------|---------|----------------|--------------|----------------|------------------------|----------------|
| <b>FORD EUROPE</b> |                | 1322209* | <b>15-1562</b> | 1546263      | <b>15-1457</b> | 5022283 | <b>17-0088</b> | 7024787      | <b>15-1201</b> | R89FX3219DA            | <b>17-0089</b> |
|                    |                | 1322215  | <b>13-0384</b> | 1546264      | <b>15-1396</b> | 5022284 | <b>17-0089</b> | 7024788      | <b>15-1201</b> | R89FX3220BA            | <b>17-0088</b> |
|                    |                | 1322221* | <b>15-1562</b> | 1548224*     | <b>15-1777</b> | 5022285 | <b>17-0088</b> | 7024789      | <b>17-0258</b> | R89FX3220CA            | <b>17-0088</b> |
|                    |                | 1326260* | <b>15-1640</b> | 1548227*     | <b>15-1777</b> | 5022286 | <b>17-0089</b> | 7024790      | <b>17-0256</b> | R89FX3220DA            | <b>17-0088</b> |
| 1016767            | <b>13-0163</b> | 1334284  | <b>17-0544</b> | 1548230*     | <b>15-1776</b> | 5022287 | <b>17-0088</b> | 7024791      | <b>17-0257</b> | R92AX3219DA            | <b>17-0250</b> |
| 1023211            | <b>17-0260</b> | 1334285  | <b>17-0543</b> | 1551329*     | <b>15-1777</b> | 5022288 | <b>17-0089</b> | 7024792      | <b>17-0255</b> | R92AX3220DA            | <b>17-0249</b> |
| 1023213            | <b>17-0259</b> | 1345638* | <b>15-1563</b> | 1551330*     | <b>15-1776</b> | 5024568 | <b>17-0250</b> | 7294547      | <b>15-1202</b> | R93BG3B436AAE          | <b>17-0258</b> |
| 1023247            | <b>15-1200</b> | 1349163  | <b>13-0358</b> | 1551332*     | <b>15-1777</b> | 5024569 | <b>17-0250</b> | 72GG4635BA   | <b>16-1005</b> | R93BG3B436ABD          | <b>17-0262</b> |
| 1023250            | <b>15-1201</b> | 1357739* | <b>15-1566</b> | 1602947*     | <b>15-1354</b> | 5024570 | <b>17-0091</b> | 77TT3K177EB  | <b>16-1007</b> | R93BG3B436ABE          | <b>17-0262</b> |
| 1059520            | <b>17-0971</b> | 1359342  | <b>17-0839</b> | 1667774*     | <b>15-1738</b> | 5024574 | <b>17-0249</b> | 77TT3K187EA  | <b>15-1036</b> | R93BG3B436AE           | <b>17-0256</b> |
| 1059528            | <b>17-0970</b> | 1359345  | <b>17-0838</b> | 1667811*     | <b>15-1738</b> | 5024575 | <b>17-0249</b> | 79TT3K187AA  | <b>15-1037</b> | R93BG3B436BE           | <b>17-0260</b> |
| 1059533            | <b>17-0265</b> | 1359663* | <b>15-1510</b> | 1667941*     | <b>15-1738</b> | 5024576 | <b>17-0090</b> | 79TT3K187BA  | <b>15-1092</b> | R93BG3B437AAE          | <b>17-0257</b> |
| 1059534            | <b>17-0162</b> | 1359667  | <b>13-0357</b> | 1667957*     | <b>15-1738</b> | 5026502 | <b>17-0089</b> | 79TT3K187M   | <b>15-1037</b> | R93BG3B437ABD          | <b>17-0261</b> |
| 1061864            | <b>13-0246</b> | 1359669  | <b>13-0451</b> | 1676323      | <b>13-0357</b> | 5026503 | <b>17-0088</b> | 81AG3K187AA  | <b>15-1014</b> | R93BG3B437ABE          | <b>17-0261</b> |
| 1061864            | <b>13-0423</b> | 1360389* | <b>15-1564</b> | 1676324      | <b>13-0451</b> | 5026504 | <b>17-0089</b> | 81AG3K187M   | <b>15-1014</b> | R93BG3B437AE           | <b>17-0255</b> |
| 1061867            | <b>13-0246</b> | 1361301* | <b>15-1354</b> | 1685795*     | <b>15-1777</b> | 5026505 | <b>17-0088</b> | 87FX3219CA   | <b>17-0089</b> | R93BG3B437BD           | <b>17-0259</b> |
| 1061867            | <b>13-0423</b> | 1420590  | <b>13-0385</b> | 1685799*     | <b>15-1777</b> | 5026652 | <b>17-0250</b> | 89FG3K183AA  | <b>15-1041</b> | R93BG3B437BE           | <b>17-0259</b> |
| 1073801            | <b>13-0037</b> | 1437541* | <b>15-1510</b> | 1702519*     | <b>15-1564</b> | 5026653 | <b>17-0249</b> | 89FG3K187CA  | <b>15-1156</b> | R94FX3219BA            | <b>17-0265</b> |
| 1073801            | <b>13-0204</b> | 1437736* | <b>15-1738</b> | 1702527*     | <b>15-1564</b> | 5029036 | <b>17-0258</b> | 89FX3219BA   | <b>17-0089</b> | R94FX3220BA            | <b>17-0162</b> |
| 1073802            | <b>14-0009</b> | 1446223* | <b>15-1738</b> | 195970301    | <b>14-0007</b> | 5029037 | <b>17-0262</b> | 89FX3220CA   | <b>17-0088</b> | R97FX3219BA            | <b>17-0252</b> |
| 1073805            | <b>13-0102</b> | 1446227* | <b>15-1738</b> | 1S7W3B436EB  | <b>17-0791</b> | 5029038 | <b>17-0256</b> | 89FX3220EA   | <b>17-0088</b> | R97FX3219CA            | <b>17-0539</b> |
| 1073805            | <b>13-0161</b> | 1456973* | <b>15-1777</b> | 1S7W3B437DA  | <b>17-0790</b> | 5029040 | <b>17-0257</b> | 90AX3219EA   | <b>17-0091</b> | R97FX-3219-DA          | <b>17-0971</b> |
| 1073807            | <b>13-0204</b> | 1459738* | <b>15-1738</b> | 2S613B436AB  | <b>17-0839</b> | 5029041 | <b>17-0261</b> | 90FX3219BA   | <b>17-0089</b> | R97FX3220BA            | <b>17-0251</b> |
| 1073934            | <b>13-0162</b> | 1460786* | <b>15-1738</b> | 2S613B436AC  | <b>17-0839</b> | 5029043 | <b>17-0255</b> | 90FX3219CA   | <b>17-0089</b> | R97FX3220CA            | <b>17-0541</b> |
| 1073934            | <b>13-0163</b> | 1468572  | <b>17-0839</b> | 2S613B436AD  | <b>17-0839</b> | 6028751 | <b>14-0009</b> | 90FX3219EA   | <b>17-0089</b> | R97FX-3220-DA          | <b>17-0970</b> |
| 1074308            | <b>15-1364</b> | 1468576  | <b>17-0838</b> | 2S613B436AE  | <b>17-0839</b> | 6042051 | <b>15-1036</b> | 90FX3220BA   | <b>17-0088</b> | R98FX3C242BA           | <b>15-1192</b> |
| 1078670            | <b>15-1283</b> | 1474807* | <b>15-1563</b> | 2S613B437AB  | <b>17-0838</b> | 6043191 | <b>13-0017</b> | 90FX3220CA   | <b>17-0088</b> | R98FX3C242FA           | <b>15-1041</b> |
| 1078675            | <b>15-1192</b> | 1475129* | <b>15-1776</b> | 2S613B437AC  | <b>17-0838</b> | 6043191 | <b>13-0083</b> | 90FX3220EA   | <b>17-0088</b> |                        |                |
| 1078682            | <b>15-1041</b> | 1475131* | <b>15-1776</b> | 2S613B437AD  | <b>17-0838</b> | 6043191 | <b>13-0134</b> | 91AX3219DA   | <b>17-0250</b> |                        |                |
| 1079583            | <b>15-1200</b> | 1475135* | <b>15-1563</b> | 2S713B436BA  | <b>17-0791</b> | 6053206 | <b>13-0102</b> | 91AX3220DA   | <b>17-0249</b> | <b>FORD LCV, TRUCK</b> |                |
| 1079584            | <b>15-1201</b> | 1481335  | <b>13-0499</b> | 2S7W3B437CA  | <b>17-0790</b> | 6053206 | <b>13-0161</b> | 92AG3K183BA  | <b>15-1125</b> |                        |                |
| 1079587            | <b>15-1198</b> | 1483807* | <b>15-1738</b> | 3652045      | <b>17-0375</b> | 6069110 | <b>15-1014</b> | 92AG3K183DA  | <b>15-1192</b> |                        |                |
| 1084716            | <b>15-1389</b> | 1483808* | <b>15-1738</b> | 3652045*     | <b>15-1354</b> | 6071774 | <b>15-1037</b> | 92AG3K183M   | <b>15-1198</b> |                        |                |
| 1109786            | <b>13-0266</b> | 1493004* | <b>15-1564</b> | 3652047      | <b>17-0374</b> | 6073690 | <b>16-1007</b> | 92AG3K187BA  | <b>15-1125</b> | 1003548                | <b>15-1283</b> |
| 1109786            | <b>13-0306</b> | 1493007* | <b>15-1677</b> | 3652047*     | <b>15-1354</b> | 6073691 | <b>16-1007</b> | 92AG3K187M   | <b>15-1198</b> | 1003550                | <b>15-1192</b> |
| 1111900            | <b>15-1444</b> | 1493012* | <b>15-1564</b> | 3667428      | <b>17-0372</b> | 6079195 | <b>15-1092</b> | 93BG3B413BE  | <b>15-1202</b> | 1016756                | <b>13-0037</b> |
| 1117155            | <b>15-1364</b> | 1493015  | <b>15-1510</b> | 3667428*     | <b>15-1354</b> | 6099110 | <b>15-1014</b> | 93BG3B436AAE | <b>17-0258</b> | 1016756                | <b>13-0204</b> |
| 1129668            | <b>15-1354</b> | 1493022  | <b>13-0357</b> | 3667429      | <b>17-0373</b> | 6168422 | <b>15-1041</b> | 93BG3B436ABD | <b>17-0262</b> | 1059520                | <b>17-0971</b> |
| 1132508            | <b>17-0791</b> | 1493023  | <b>13-0451</b> | 3667429*     | <b>15-1354</b> | 6483685 | <b>15-1125</b> | 93BG3B436ABE | <b>17-0262</b> | 1059528                | <b>17-0970</b> |
| 1134142*           | <b>15-1354</b> | 1493025  | <b>13-0386</b> | 3M513B436BAE | <b>17-0885</b> | 6485412 | <b>15-1041</b> | 93BG3B436AE  | <b>17-0256</b> | 1073801                | <b>13-0037</b> |
| 1141768            | <b>17-0375</b> | 1493963  | <b>16-1005</b> | 3M513B437BAE | <b>17-0907</b> | 6485414 | <b>15-1156</b> | 93BG3B437AAE | <b>17-0257</b> | 1073801                | <b>13-0204</b> |
| 1142787*           | <b>15-1429</b> | 1505269* | <b>15-1776</b> | 4106350      | <b>13-0285</b> | 6485415 | <b>15-1198</b> | 93BG3B437ABD | <b>17-0261</b> | 1073802                | <b>14-0009</b> |
| 1142788*           | <b>15-1430</b> | 1505270* | <b>15-1776</b> | 4106369      | <b>15-1640</b> | 6596773 | <b>17-0250</b> | 93BG3B437ABE | <b>17-0261</b> | 1073805                | <b>13-0102</b> |
| 1142790            | <b>17-0839</b> | 1506722  | <b>17-0838</b> | 4106372      | <b>15-1417</b> | 6596778 | <b>17-0249</b> | 93BG3B437AE  | <b>17-0255</b> | 1073805                | <b>13-0161</b> |
| 1142794            | <b>17-0838</b> | 1506723  | <b>17-0839</b> | 4106377*     | <b>15-1417</b> | 6596779 | <b>17-0249</b> | 95VW3B436BA  | <b>17-0267</b> | 1073807                | <b>13-0204</b> |
| 1142811            | <b>13-0246</b> | 1525269* | <b>15-1776</b> | 4106380      | <b>17-0790</b> | 6676136 | <b>13-0250</b> | 95VW3B436FA  | <b>17-0267</b> | 1078670                | <b>15-1283</b> |
| 1142811            | <b>13-0294</b> | 1525270* | <b>15-1776</b> | 4132634      | <b>17-0791</b> | 6757622 | <b>15-1200</b> | 96AG3K183BB  | <b>15-1192</b> | 1078675                | <b>15-1192</b> |
| 1142811            | <b>13-0295</b> | 1539136  | <b>15-1669</b> | 4166906#     | <b>15-1511</b> | 6757666 | <b>17-0262</b> | 96BG3B413AAB | <b>15-1201</b> | 1079587                | <b>15-1198</b> |
| 1148219*           | <b>15-1432</b> | 1542346  | <b>13-0246</b> | 4166907      | <b>17-0975</b> | 6757668 | <b>17-0260</b> | 96BG3B413ABB | <b>15-1200</b> | 1142787                | <b>15-1429</b> |
| 1148221            | <b>13-0297</b> | 1542346  | <b>13-0294</b> | 4187268      | <b>17-0974</b> | 6757672 | <b>17-0261</b> | 98AG3K183BA  | <b>15-1364</b> | 1142811                | <b>13-0294</b> |
| 1302510            | <b>13-0357</b> | 1542346  | <b>13-0295</b> | 4372692      | <b>17-0790</b> | 6757676 | <b>17-0260</b> | 98AX3C242DA  | <b>15-1364</b> | 1328359*               | <b>15-1565</b> |
| 1302515*           | <b>15-1510</b> | 1543834  | <b>13-0316</b> | 4398072      | <b>17-0791</b> | 6779184 | <b>17-0089</b> | R89FX3219BA  | <b>17-0089</b> | 1329584*               | <b>15-1488</b> |
| 1306055*           | <b>15-1564</b> | 1543836  | <b>13-0271</b> | 4398073      | <b>17-0790</b> | 6779200 | <b>17-0088</b> | R89FX3219CA  | <b>17-0089</b> | 1329586*               | <b>15-1488</b> |



| FORD LCV, TRUCK |         | R97FX-3219-DA  | 17-0971  | 44010-ST7-900* | 15-1255  | 44011-SV4-N50* | 15-1131A | 44018-S30-C01  | 13-0458 | 44305-689-010* | 15-1011 |
|-----------------|---------|----------------|----------|----------------|----------|----------------|----------|----------------|---------|----------------|---------|
|                 |         | R97FX3220BA    | 17-0251  | 44010-ST7-N00* | 15-1053  | 44012-SK3-E10  | 13-0168  | 44018-S6D-E01  | 13-0291 | 44305-689-030* | 15-1011 |
|                 |         | R97FX-3220-DA  | 17-0970  | 44010-SV1-000* | 15-1131A | 44014-S10-A00  | 15-1684  | 44018-S6D-E02  | 13-0291 | 44305-689-601* | 15-1010 |
| 1417762         | 17-0972 |                |          | 44010-SV1-950* | 15-1131A | 44014-S10-A50  | 15-1684  | 44018-S6D-G00  | 13-0289 | 44305-692-003* | 15-1010 |
| 1426841         | 13-0449 |                |          | 44010-SV4-950* | 15-1131A | 44014-S10-A51  | 15-1684  | 44018-S6D-G00  | 13-0290 | 44305-692-671* | 15-1099 |
| 1434479*        | 15-1674 |                |          | 44010-SV4-951* | 15-1131A | 44014-S10-A52  | 15-1684  | 44018-S6F-E01  | 13-0292 | 44305-S1A-E21* | 15-1685 |
| 1434481*        | 15-1674 |                |          | 44010-SV4-N60* | 15-1131A | 44014-S1A-E01  | 15-1423  | 44018-S6F-E02  | 13-0292 | 44305-S74-E51* | 15-1399 |
| 1451466         | 17-0840 |                |          | 44010-SVA-000* | 15-1131  | 44014-S30-C61  | 15-1684  | 44018-S6M-000  | 13-0464 | 44305-S9A-N00* | 15-1679 |
| 1501261         | 17-0841 | 7849841        | 15-1078  | 44011-S04-951* | 15-1301  | 44014-S6D-E01  | 15-1426  | 44018-S6M-010  | 13-0464 | 44305-SA0-003* | 15-1010 |
| 1501263         | 15-1490 |                |          | 44011-S04-951  | 17-0784  | 44014-S6D-G50  | 15-1425  | 44018-S84-A00  | 13-0065 | 44305-SA5-000* | 15-1079 |
| 1542346         | 13-0294 |                |          | 44011-S04-J01* | 15-1255  | 44014-S6F-E01  | 15-1427  | 44018-S9A-000  | 13-0452 | 44305-SA5-010* | 15-1079 |
| 1C153B436CE     | 17-0981 |                |          | 44011-S07-000* | 15-1053  | 44014-S7A-950  | 15-1685  | 44018-S9A-000  | 13-0453 | 44305-SA5-020* | 15-1071 |
| 1C153B436CF     | 17-0981 |                |          | 44011-S0A-951* | 15-1301  | 44014-S9A-010  | 15-1679  | 44018-S9A-000  | 13-0458 | 44305-SA5-620* | 15-1071 |
| 1C153B436CG     | 17-0977 |                |          | 44011-S10-A50* | 15-1684  | 44014-S9A-020  | 15-1679  | 44018-S9A-010  | 13-0452 | 44305-SA5-623* | 15-1113 |
| 1C153B436CG     | 17-0979 |                |          | 44011-SE0-406* | 15-1250  | 44014-S9E-T00  | 15-1679  | 44018-S9A-010  | 13-0453 | 44305-SA5-640* | 15-1071 |
| 1C153B437CF     | 17-0980 | 90125875       | 15-1008  | 44011-SH3-G12* | 15-1054  | 44014-SAB-N21  | 15-1424  | 44018-S9A-010  | 13-0458 | 44305-SA5-641* | 15-1071 |
| 1C153B437CG     | 17-0976 | 90147008       | 15-1008  | 44011-SK3-E00* | 15-1220  | 44014-SCA-E00  | 15-1679  | 44018-SA5-A90  | 13-0063 | 44305-SA5-970* | 15-1113 |
| 1C153B437CG     | 17-0978 |                |          | 44011-SK3-E10* | 15-1242  | 44014-SCA-E01  | 15-1679  | 44018-SAB-N20  | 13-0289 | 44305-SA5-971* | 15-1113 |
| 1C154A084BA     | 13-0387 |                |          | 44011-SL5-N01* | 15-1131  | 44014-SD4-950  | 15-1074A | 44018-SAB-N20  | 13-0290 | 44305-SA7-000* | 15-1072 |
| 1C154A084BB     | 13-0387 |                |          | 44011-SL5-N80* | 15-1131A | 44014-SDC-A50  | 15-1678  | 44018-SAB-N21  | 13-0289 | 44305-SB0-010* | 15-1113 |
| 1C154A084CB     | 13-0387 |                |          | 44011-SR3-020  | 17-0788  | 44014-SDC-A51  | 15-1678  | 44018-SAB-N21  | 13-0290 | 44305-SB0-020* | 15-1113 |
| 2T143B436CC     | 17-0841 |                |          | 44011-SR3-020* | 15-1255  | 44014-SDE-T51  | 15-1678  | 44018-SCA-E00  | 13-0452 | 44305-SB0-030* | 15-1113 |
| 2T143B436CE     | 17-0842 |                |          | 44011-SR3-030* | 15-1255  | 44014-SEF-E00  | 15-1680  | 44018-SCA-E00  | 13-0453 | 44305-SB0-621* | 15-1071 |
| 2T143B437CD     | 17-0840 | 44010-S04-951  | 17-0785  | 44011-SR3-040* | 15-1255  | 44014-SEF-E01  | 15-1680  | 44018-SCA-E00  | 13-0458 | 44305-SB0-622* | 15-1071 |
| 2T143B437FC     | 17-0843 | 44010-S04-J01* | 15-1255  | 44011-SR3-901* | 15-1255  | 44014-SJH-E00  | 15-1680  | 44018-SCA-E01  | 13-0452 | 44305-SB0-623* | 15-1071 |
| 4119973         | 13-0387 | 44010-S07-000* | 15-1053  | 44011-SR3-902* | 15-1255  | 44014-SJH-E02  | 15-1680  | 44018-SCA-E01  | 13-0453 | 44305-SB0-624* | 15-1071 |
| 4371800         | 13-0339 | 44010-S10-A60* | 15-1684  | 44011-SR3-903* | 15-1255  | 44014-SKN-E00  | 15-1676  | 44018-SCA-E01  | 13-0458 | 44305-SB0-970* | 15-1113 |
| 4371803         | 13-0340 | 44010-SL5-N01* | 15-1131  | 44011-SR3-952* | 15-1255  | 44014-SKN-E01  | 15-1676  | 44018-SDE-T00  | 13-0455 | 44305-SB0-971* | 15-1113 |
| 4371803         | 13-0341 | 44010-SL5-N82* | 15-1131A | 44011-SR3-J03* | 15-1053  | 44014-SMG-E00  | 15-1681  | 44018-SDE-T01  | 13-0455 | 44305-SB2-000* | 15-1086 |
| 4490557*        | 15-1488 | 44010-SR1-003* | 15-1255  | 44011-SR3-J04* | 15-1053  | 44014-SMG-E01  | 15-1681  | 44018-SE0-A90  | 13-0087 | 44305-SB2-010* | 15-1086 |
| 4501957*        | 15-1488 | 44010-SR1-901* | 15-1255  | 44011-SR3-J53* | 15-1053  | 44014-SMT-G01  | 15-1678  | 44018-SEF-E00  | 13-0450 | 44305-SB2-750* | 15-1044 |
| 4512586*        | 15-1490 | 44010-SR3-020  | 17-0789  | 44011-SR3-030* | 15-1053  | 44014-ST7-C01  | 15-1691  | 44018-SEF-E00  | 13-0454 | 44305-SB2-751* | 15-1044 |
| 4512587*        | 15-1489 | 44010-SR3-020* | 15-1255  | 44011-SR7-010* | 15-1131  | 44014-ST7-C51  | 15-1699  | 44018-SEF-E01  | 13-0450 | 44305-SB2-960* | 15-1044 |
| 4512588*        | 15-1490 | 44010-SR3-030* | 15-1255  | 44011-SS0-010* | 15-1131  | 44014-ST7-C52  | 15-1699  | 44018-SEF-E01  | 13-0454 | 44305-SB2-961* | 15-1044 |
| 4515857*        | 15-1488 | 44010-SR3-040* | 15-1255  | 44011-SS0-030* | 15-1131  | 44014-SX0-C10  | 15-1685  | 44018-SEF-E01  | 13-0454 | 44305-SB2-961* | 15-1044 |
| 4558451         | 13-0387 | 44010-SR3-901* | 15-1255  | 44011-SS0-930* | 15-1131A | 44014-SX0-C11  | 15-1685  | 44018-SEN-P00  | 13-0456 | 44305-SB2-982* | 15-1101 |
| 4558467         | 13-0387 | 44010-SR3-902* | 15-1255  | 44011-SS0-940* | 15-1131  | 44014-SX0-C11  | 15-1685  | 44018-SH9-003  | 13-0192 | 44305-SCA-G00* | 15-1679 |
| 4602016         | 17-0976 | 44010-SR3-903* | 15-1255  | 44011-SS0-980* | 15-1131A | 44014-SX0-C50  | 15-1685  | 44018-SH9-A90  | 13-0087 | 44305-SD2-010* | 15-1101 |
| 4602016*        | 15-1565 | 44010-SR3-952* | 15-1255  | 44011-SS0-982* | 15-1131A | 44014-SX0-C60  | 15-1685  | 44018-SM4-002  | 13-0108 | 44305-SD2-020* | 15-1101 |
| 4602347         | 13-0387 | 44010-SR3-J03* | 15-1053  | 44011-SS0-J82* | 15-1131A | 44014-SX0-C61  | 15-1685  | 44018-SN7-010  | 13-0206 | 44305-SD2-040* | 15-1101 |
| 4615961         | 17-0973 | 44010-SR3-J05* | 15-1053  | 44011-SS0-J84* | 15-1131A | 44014-SX0-C62  | 15-1685  | 44018-SN7-020  | 13-0206 | 44305-SD2-961* | 15-1101 |
| 6028751         | 14-0009 | 44010-SR3-J53* | 15-1053  | 44011-SS0-N01* | 15-1131  | 44014-TF0-J00  | 15-1682  | 44018-SS0-010  | 13-0108 | 44305-SD2-962* | 15-1101 |
| 6042051         | 15-1036 | 44010-SR7-030* | 15-1053  | 44011-SS0-N02* | 15-1131  | 44018-S04-C00  | 13-0220  | 44018-SS0-N00  | 13-0108 | 44305-SD2-963* | 15-1101 |
| 6043191         | 13-0017 | 44010-SS0-010* | 15-1131  | 44011-SS0-N10* | 15-1131  | 44018-S04-C01  | 13-0220  | 44018-SS0-N01  | 13-0108 | 44305-SD2-964* | 15-1101 |
| 6043191         | 13-0083 | 44010-SS0-030* | 15-1131  | 44011-SS0-N60* | 15-1131A | 44018-S04-C02  | 13-0220  | 44018-ST3-000  | 13-0459 | 44305-SD2-965* | 15-1101 |
| 6043191         | 13-0134 | 44010-SS0-930* | 15-1131A | 44011-SS0-N91* | 15-1131A | 44018-S04-C03  | 13-0220  | 44018-ST3-010  | 13-0459 | 44305-SD9-013* | 15-1260 |
| 6053206         | 13-0102 | 44010-SS0-960* | 15-1131  | 44011-ST3-E50* | 15-1686  | 44018-S04-C04  | 13-0220  | 44018-ST7-C12  | 13-0464 | 44305-SE0-000* | 15-1054 |
| 6053206         | 13-0161 | 44010-SS0-981* | 15-1131A | 44011-ST3-E70* | 15-1686  | 44018-S04-C05  | 13-0220  | 44018-SX0-C20  | 13-0452 | 44305-SE0-010* | 15-1054 |
| 6069110         | 15-1014 | 44010-SS0-983* | 15-1131A | 44011-ST3-G50* | 15-1686  | 44018-S04-N00  | 13-0289  | 44018-SX0-C20  | 13-0453 | 44305-SE0-020* | 15-1054 |
| 6071774         | 15-1037 | 44010-SS0-J82* | 15-1131A | 44011-ST3-G70* | 15-1686  | 44018-S04-N00  | 13-0290  | 44018-SX0-C20  | 13-0458 | 44305-SE0-912* | 15-1045 |
| 6079195         | 15-1092 | 44010-SS0-J84* | 15-1131A | 44011-ST7-900* | 15-1255  | 44018-S0A-C00  | 13-0188  | 44305-634-003* | 15-1010 | 44305-SE0-922* | 15-1045 |
| 6087660         | 17-0842 | 44010-ST3-E00* | 15-1686  | 44011-ST7-N00* | 15-1053  | 44018-S0A-C01  | 13-0188  | 44305-634-013* | 15-1010 | 44305-SE0-923* | 15-1045 |
| 6099110         | 15-1014 | 44010-ST3-E50* | 15-1686  | 44011-SV1-N00* | 15-1131A | 44018-S0A-C02  | 13-0188  | 44305-634-023* | 15-1010 | 44305-SE0-924* | 15-1045 |
| 6485414         | 15-1156 | 44010-ST3-E59* | 15-1686  | 44011-SV1-N50* | 15-1131A | 44018-S1A-E00  | 13-0205  | 44305-634-033* | 15-1010 | 44305-SE0-G01* | 15-1054 |
| 6485415         | 15-1198 | 44010-ST3-E70* | 15-1686  | 44011-SV4-J00* | 15-1131A | 44018-S1A-E01  | 13-0205  | 44305-671-003* | 15-1010 | 44305-SE0-G02* | 15-1054 |
| R97FX3219BA     | 17-0252 | 44010-ST3-G01* | 15-1686  | 44011-SV4-J50* | 15-1131A | 44018-S1A-E02  | 13-0205  | 44305-671-023* | 15-1010 | 44305-SE0-G11* | 15-1045 |
|                 |         |                |          | 44011-SV4-N00* | 15-1131  | 44018-S2X-000  | 13-0464  | 44305-688-000* | 15-1079 | 44305-SE0-G12* | 15-1045 |
|                 |         |                |          | 44011-SV4-N01* | 15-1131A | 44018-S30-C00  | 13-0458  | 44305-688-020* | 15-1079 | 44305-SE0-G21* | 15-1045 |

\* =OE Semiassie/ Driveshaft/ Trasmission/ Achswelle/ Semieje

# =OE Giunto senza KIT/ CVJ w/o KIT/ Joint sans Kit/ Gelenk Ohne Satz/ Junta sin Kit



| Ad. OE         | METELLI ref.    | Ad. OE         | METELLI ref.    | Ad. OE         | METELLI ref.   | Ad. OE         | METELLI ref.    | Ad. OE         | METELLI ref.    | Ad. OE         | METELLI ref.    |
|----------------|-----------------|----------------|-----------------|----------------|----------------|----------------|-----------------|----------------|-----------------|----------------|-----------------|
| <b>HONDA</b>   |                 | 44305-SH3-971* | <b>15-1054</b>  | 44306-671-033* | <b>15-1010</b> | 44306-SD2-900* | <b>15-1101</b>  | 44306-SF1-G13* | <b>15-1053</b>  | 44306-SM4-981* | <b>15-1131</b>  |
|                |                 | 44305-SH3-980* | <b>15-1054</b>  | 44306-688-000* | <b>15-1079</b> | 44306-SD2-901* | <b>15-1101</b>  | 44306-SF1-G14* | <b>15-1053</b>  | 44306-SM4-983* | <b>15-1131</b>  |
|                |                 | 44305-SH3-981* | <b>15-1054</b>  | 44306-689-010* | <b>15-1011</b> | 44306-SD2-903* | <b>15-1101</b>  | 44306-SF1-J71* | <b>15-1131A</b> | 44306-SM4-984* | <b>15-1131</b>  |
|                |                 | 44305-SH3-A00* | <b>15-1054</b>  | 44306-689-020* | <b>15-1079</b> | 44306-SD2-961* | <b>15-1101</b>  | 44306-SF4-010* | <b>15-1086</b>  | 44306-SM4-J80* | <b>15-1131A</b> |
| 44305-SE0-G22* | <b>15-1045</b>  | 44305-SH3-A01* | <b>15-1054</b>  | 44306-689-601* | <b>15-1010</b> | 44306-SD2-962* | <b>15-1101</b>  | 44306-SF4-020* | <b>15-1086</b>  | 44306-SM4-J81* | <b>15-1131A</b> |
| 44305-SE0-G23* | <b>15-1045</b>  | 44305-SH3-A21* | <b>15-1086</b>  | 44306-692-003* | <b>15-1010</b> | 44306-SD2-963* | <b>15-1101</b>  | 44306-SF4-J21* | <b>15-1044</b>  | 44306-SM4-J83* | <b>15-1131A</b> |
| 44305-SE0-G24* | <b>15-1045</b>  | 44305-SH3-G00* | <b>15-1054</b>  | 44306-692-671* | <b>15-1099</b> | 44306-SD2-964* | <b>15-1101</b>  | 44306-SF4-J22* | <b>15-1044</b>  | 44306-SM4-J84* | <b>15-1131A</b> |
| 44305-SE0-J00* | <b>15-1054</b>  | 44305-SH3-G01* | <b>15-1054</b>  | 44306-S1A-E21* | <b>15-1685</b> | 44306-SD2-965* | <b>15-1101</b>  | 44306-SF4-J23* | <b>15-1044</b>  | 44306-TF0-J00* | <b>15-1682</b>  |
| 44305-SE0-J01* | <b>15-1054</b>  | 44305-SH3-G10* | <b>15-1054</b>  | 44306-S9A-N00* | <b>15-1679</b> | 44306-SE0-000* | <b>15-1054</b>  | 44306-SH3-000* | <b>15-1086</b>  | 44333-634-013  | <b>13-0013</b>  |
| 44305-SE0-J20* | <b>15-1045</b>  | 44305-SH3-G11* | <b>15-1054</b>  | 44306-SA0-013* | <b>15-1010</b> | 44306-SE0-010* | <b>15-1054</b>  | 44306-SH3-010* | <b>15-1086</b>  | 44333-634-013  | <b>13-0015</b>  |
| 44305-SE0-J21* | <b>15-1045</b>  | 44305-SH3-G21* | <b>15-1101</b>  | 44306-SA5-000* | <b>15-1079</b> | 44306-SE0-020* | <b>15-1054</b>  | 44306-SH3-960* | <b>15-1054</b>  | 44333-SA2-310  | <b>13-0062</b>  |
| 44305-SE0-J22* | <b>15-1045</b>  | 44305-SH3-G23* | <b>15-1101</b>  | 44306-SA5-010* | <b>15-1079</b> | 44306-SE0-910* | <b>15-1045</b>  | 44306-SH3-961* | <b>15-1054</b>  | 44333-SA7-013  | <b>13-0064</b>  |
| 44305-SE0-J23* | <b>15-1045</b>  | 44305-SH3-G25* | <b>15-1101</b>  | 44306-SA5-020* | <b>15-1071</b> | 44306-SE0-911* | <b>15-1045</b>  | 44306-SH3-970* | <b>15-1054</b>  | 44333-SB2-960  | <b>13-0042</b>  |
| 44305-SE7-050* | <b>15-1101</b>  | 44305-SH3-J00* | <b>15-1101</b>  | 44306-SA5-620* | <b>15-1071</b> | 44306-SE0-920* | <b>15-1045</b>  | 44306-SH3-971* | <b>15-1054</b>  | 44333-SB2-961  | <b>13-0042</b>  |
| 44305-SE7-750* | <b>15-1113</b>  | 44305-SH3-J01* | <b>15-1101</b>  | 44306-SA5-622* | <b>15-1113</b> | 44306-SE0-921* | <b>15-1045</b>  | 44306-SH3-980* | <b>15-1054</b>  | 44333-SB2-961  | <b>13-0049</b>  |
| 44305-SE7-752* | <b>15-1101</b>  | 44305-SH7-J83* | <b>15-1053A</b> | 44306-SA5-623* | <b>15-1113</b> | 44306-SE0-923* | <b>15-1045</b>  | 44306-SH3-981* | <b>15-1054</b>  | 44333-SB2-962  | <b>13-0042</b>  |
| 44305-SEA-N00* | <b>15-1678</b>  | 44305-SH9-000* | <b>15-1260</b>  | 44306-SA5-640* | <b>15-1071</b> | 44306-SE0-980* | <b>15-1054</b>  | 44306-SH3-A00* | <b>15-1054</b>  | 44333-SD2-003  | <b>13-0043</b>  |
| 44305-SEF-E00* | <b>15-1680</b>  | 44305-SH9-003* | <b>15-1260</b>  | 44306-SA5-641* | <b>15-1071</b> | 44306-SE0-981* | <b>15-1054</b>  | 44306-SH3-A01* | <b>15-1054</b>  | 44333-SD2-003  | <b>13-0184</b>  |
| 44305-SF0-030  | <b>17-0338</b>  | 44305-SK7-010* | <b>15-1101</b>  | 44306-SA5-660* | <b>15-1113</b> | 44306-SE0-982* | <b>15-1054</b>  | 44306-SH3-A21* | <b>15-1086</b>  | 44333-SF1-013  | <b>13-0108</b>  |
| 44305-SF0-621* | <b>15-1113</b>  | 44305-SK7-040* | <b>15-1101</b>  | 44306-SA5-661* | <b>15-1113</b> | 44306-SE0-G01* | <b>15-1054</b>  | 44306-SH3-G00* | <b>15-1054</b>  | 44333-SK7-J02  | <b>13-0049</b>  |
| 44305-SF0-971* | <b>15-1101</b>  | 44305-SK7-J21* | <b>15-1053</b>  | 44306-SA5-950* | <b>15-1071</b> | 44306-SE0-G02* | <b>15-1054</b>  | 44306-SH3-G01* | <b>15-1054</b>  | 44333-SK7-J03  | <b>13-0049</b>  |
| 44305-SF0-972* | <b>15-1101</b>  | 44305-SK7-J22* | <b>15-1053</b>  | 44306-SA5-951* | <b>15-1071</b> | 44306-SE0-G10* | <b>15-1045</b>  | 44306-SH3-G10* | <b>15-1054</b>  | 44333-SK7-J12  | <b>13-0049</b>  |
| 44305-SF1-910* | <b>15-1053</b>  | 44305-SK7-J23* | <b>15-1053</b>  | 44306-SA5-970* | <b>15-1113</b> | 44306-SE0-G12* | <b>15-1045</b>  | 44306-SH3-G11* | <b>15-1054</b>  | 44333-SK7-J13  | <b>13-0049</b>  |
| 44305-SF1-911* | <b>15-1053</b>  | 44305-SK7-J73* | <b>15-1053A</b> | 44306-SA5-971* | <b>15-1113</b> | 44306-SE0-G20* | <b>15-1045</b>  | 44306-SH3-G22* | <b>15-1101</b>  | 44340-SN7-315* | <b>15-1284</b>  |
| 44305-SF1-912* | <b>15-1053</b>  | 44305-SK7-J74* | <b>15-1053A</b> | 44306-SA7-000* | <b>15-1072</b> | 44306-SE0-G21* | <b>15-1045</b>  | 44306-SH3-G24* | <b>15-1101</b>  |                |                 |
| 44305-SF1-913* | <b>15-1053</b>  | 44305-SK7-J81* | <b>15-1053A</b> | 44306-SB0-010  | <b>17-0363</b> | 44306-SE0-G23* | <b>15-1045</b>  | 44306-SH3-G26* | <b>15-1101</b>  |                |                 |
| 44305-SF1-914* | <b>15-1053</b>  | 44305-SK7-J82* | <b>15-1053A</b> | 44306-SB0-010* | <b>15-1113</b> | 44306-SE0-J20* | <b>15-1045</b>  | 44306-SH3-J00* | <b>15-1101</b>  | <b>HYUNDAI</b> |                 |
| 44305-SF1-915* | <b>15-1131</b>  | 44305-SKN-E00* | <b>15-1676</b>  | 44306-SB0-020  | <b>17-0363</b> | 44306-SE0-J21* | <b>15-1045</b>  | 44306-SH3-J01* | <b>15-1101</b>  |                |                 |
| 44305-SF1-970* | <b>15-1053A</b> | 44305-SM1-980* | <b>15-1131A</b> | 44306-SB0-020* | <b>15-1113</b> | 44306-SE0-J22* | <b>15-1045</b>  | 44306-SH3-J10* | <b>15-1101</b>  |                |                 |
| 44305-SF1-971* | <b>15-1053A</b> | 44305-SM1-981* | <b>15-1131A</b> | 44306-SB0-030* | <b>15-1113</b> | 44306-SE0-J23* | <b>15-1045</b>  | 44306-SH3-J11* | <b>15-1101</b>  |                |                 |
| 44305-SF1-972* | <b>15-1053A</b> | 44305-SM4-000* | <b>15-1131</b>  | 44306-SB0-040* | <b>15-1113</b> | 44306-SE7-780* | <b>15-1113</b>  | 44306-SH9-J00* | <b>15-1101</b>  | 49500-0X600*   | <b>15-1722</b>  |
| 44305-SF1-973* | <b>15-1053A</b> | 44305-SM4-010* | <b>15-1131</b>  | 44306-SB0-621* | <b>15-1071</b> | 44306-SE7-782* | <b>15-1101</b>  | 44306-SH9-J01* | <b>15-1101</b>  | 49500-0X603    | <b>13-0492</b>  |
| 44305-SF1-975* | <b>15-1131A</b> | 44305-SM4-020* | <b>15-1131</b>  | 44306-SB0-622* | <b>15-1071</b> | 44306-SEA-N00* | <b>15-1678</b>  | 44306-SK7-010* | <b>15-1101</b>  | 49500-0X610*   | <b>15-1722</b>  |
| 44305-SF1-G10* | <b>15-1053</b>  | 44305-SM4-040* | <b>15-1131</b>  | 44306-SB0-624* | <b>15-1071</b> | 44306-SEF-E00* | <b>15-1680</b>  | 44306-SK7-040* | <b>15-1101</b>  | 49500-17050*   | <b>15-1742</b>  |
| 44305-SF1-G11* | <b>15-1053</b>  | 44305-SM4-950* | <b>15-1131A</b> | 44306-SB0-650* | <b>15-1113</b> | 44306-SF0-621* | <b>15-1113</b>  | 44306-SK7-J21* | <b>15-1053</b>  | 49500-17150*   | <b>15-1471</b>  |
| 44305-SF1-G12* | <b>15-1053</b>  | 44305-SM4-952* | <b>15-1131A</b> | 44306-SB0-651* | <b>15-1113</b> | 44306-SF0-671* | <b>15-1113</b>  | 44306-SK7-J22* | <b>15-1053</b>  | 49500-17510*   | <b>15-1608</b>  |
| 44305-SF1-G13* | <b>15-1053</b>  | 44305-SM4-953* | <b>15-1131A</b> | 44306-SB0-670* | <b>15-1071</b> | 44306-SF0-970* | <b>15-1101</b>  | 44306-SK7-J23* | <b>15-1053</b>  | 49500-1C050*   | <b>15-1541</b>  |
| 44305-SF4-010* | <b>15-1086</b>  | 44305-SM4-954* | <b>15-1131A</b> | 44306-SB0-671* | <b>15-1071</b> | 44306-SF0-971* | <b>15-1101</b>  | 44306-SK7-J73* | <b>15-1053A</b> | 49500-1C060*   | <b>15-1541</b>  |
| 44305-SF4-020* | <b>15-1086</b>  | 44305-SM4-980* | <b>15-1131</b>  | 44306-SB0-970  | <b>17-0363</b> | 44306-SF0-973* | <b>15-1101</b>  | 44306-SK7-J74* | <b>15-1053A</b> | 49500-1C250*   | <b>15-1545</b>  |
| 44305-SF4-900* | <b>15-1086</b>  | 44305-SM4-981* | <b>15-1131</b>  | 44306-SB0-970* | <b>15-1113</b> | 44306-SF1-305* | <b>15-1053</b>  | 44306-SK7-J81* | <b>15-1053A</b> | 49500-1C260*   | <b>15-1545</b>  |
| 44305-SF4-901* | <b>15-1086</b>  | 44305-SM4-983* | <b>15-1131</b>  | 44306-SB0-971  | <b>17-0363</b> | 44306-SF1-910* | <b>15-1053</b>  | 44306-SK7-J82* | <b>15-1053A</b> | 49500-1C460*   | <b>15-1607</b>  |
| 44305-SF4-J21* | <b>15-1044</b>  | 44305-SM4-984* | <b>15-1131</b>  | 44306-SB0-971* | <b>15-1113</b> | 44306-SF1-911* | <b>15-1053</b>  | 44306-SK7-J83* | <b>15-1053A</b> | 49500-1C550*   | <b>15-1607</b>  |
| 44305-SF4-J22* | <b>15-1044</b>  | 44305-SM4-J80* | <b>15-1131A</b> | 44306-SB2-000* | <b>15-1086</b> | 44306-SF1-912* | <b>15-1053</b>  | 44306-SKN-E00* | <b>15-1676</b>  | 49500-1E610*   | <b>15-1607</b>  |
| 44305-SF4-J23* | <b>15-1044</b>  | 44305-SM4-J81* | <b>15-1131A</b> | 44306-SB2-010* | <b>15-1086</b> | 44306-SF1-913* | <b>15-1053</b>  | 44306-SM1-980* | <b>15-1131A</b> | 49500-1E650*   | <b>15-1607</b>  |
| 44305-SF4-J24* | <b>15-1044</b>  | 44305-SM4-J83* | <b>15-1131A</b> | 44306-SB2-750* | <b>15-1044</b> | 44306-SF1-914* | <b>15-1053</b>  | 44306-SM1-981* | <b>15-1131A</b> | 49500-25301*   | <b>15-1739</b>  |
| 44305-SF4-J40* | <b>15-1044</b>  | 44305-SM4-J84* | <b>15-1131A</b> | 44306-SB2-751* | <b>15-1044</b> | 44306-SF1-916* | <b>15-1131</b>  | 44306-SM4-010* | <b>15-1131</b>  | 49500-25302*   | <b>15-1739</b>  |
| 44305-SF4-J41* | <b>15-1044</b>  | 44305-TF0-J00* | <b>15-1682</b>  | 44306-SB2-960* | <b>15-1044</b> | 44306-SF1-970* | <b>15-1053A</b> | 44306-SM4-020* | <b>15-1131</b>  | 49500-25312*   | <b>15-1739</b>  |
| 44305-SF4-J42* | <b>15-1044</b>  | 44306-634-013* | <b>15-1010</b>  | 44306-SB2-961* | <b>15-1044</b> | 44306-SF1-971* | <b>15-1053A</b> | 44306-SM4-040* | <b>15-1131</b>  | 49500-26561*   | <b>15-1543</b>  |
| 44305-SH3-000* | <b>15-1086</b>  | 44306-657-000* | <b>15-1010</b>  | 44306-SB2-982* | <b>15-1101</b> | 44306-SF1-972* | <b>15-1053A</b> | 44306-SM4-950* | <b>15-1131A</b> | 49500-2B260*   | <b>15-1735</b>  |
| 44305-SH3-010* | <b>15-1086</b>  | 44306-657-023* | <b>15-1010</b>  | 44306-SCA-G00* | <b>15-1679</b> | 44306-SF1-973* | <b>15-1053A</b> | 44306-SM4-952* | <b>15-1131A</b> | 49500-2D012*   | <b>15-1524</b>  |
| 44305-SH3-960* | <b>15-1054</b>  | 44306-659-000* | <b>15-1010</b>  | 44306-SD2-010* | <b>15-1101</b> | 44306-SF1-974* | <b>15-1053A</b> | 44306-SM4-953* | <b>15-1131A</b> | 49500-2E550*   | <b>15-1661</b>  |
| 44305-SH3-961* | <b>15-1054</b>  | 44306-659-010* | <b>15-1010</b>  | 44306-SD2-020* | <b>15-1101</b> | 44306-SF1-976* | <b>15-1131A</b> | 44306-SM4-954* | <b>15-1131A</b> | 49500-2E800*   | <b>15-1736</b>  |
| 44305-SH3-970* | <b>15-1054</b>  | 44306-671-003* | <b>15-1010</b>  | 44306-SD2-030* | <b>15-1101</b> | 44306-SF1-G12* | <b>15-1053</b>  | 44306-SM4-980* | <b>15-1131</b>  | 49501-17050*   | <b>15-1742</b>  |

| HYUNDAI      |         | MB176867* | 15-1026 | MB526454* | 15-1026 | 7501348        | 13-0002 | 49591-07210*    | 15-1610 | LANCIA      |         |
|--------------|---------|-----------|---------|-----------|---------|----------------|---------|-----------------|---------|-------------|---------|
|              |         | MB176872* | 15-1104 | MB526454* | 15-1048 | 7560070        | 15-1002 | 49591-07291*    | 15-1610 |             |         |
|              |         | MB178865* | 15-1026 | MB526455* | 15-1104 | 7577041        | 15-1002 | 49591-1G510*    | 15-1611 |             |         |
| 49501-17150* | 15-1471 | MB297148* | 15-1026 | MB526456* | 15-1104 | 7656786#       | 15-1065 | 49591-1G591*    | 15-1611 | 1481451080  | 17-0957 |
| 49501-17510* | 15-1608 | MB297343* | 15-1047 | MB526464* | 15-1104 | 7682886        | 13-0056 | 49591-3E000*    | 15-1654 | 1481451080* | 15-1546 |
| 49501-26410* | 15-1543 | MB297344* | 15-1026 | MB526473* | 15-1064 |                |         | 49593-07200     | 13-0403 | 1481452080  | 17-0672 |
| 49501-26411* | 15-1543 | MB297344* | 15-1047 | MB526531* | 15-1026 |                |         | 49593-1G500     | 13-0405 | 1481452080  | 17-0956 |
| 49501-2D012* | 15-1524 | MB297345* | 15-1026 | MB526533* | 15-1048 |                |         | 49594-3E000     | 13-0516 | 1481452080* | 15-1546 |
| 49501-2E400* | 15-1661 | MB297346* | 15-1026 | MB526547* | 15-1026 |                |         | B001-22-530A    | 13-0142 | 1485695080* | 15-1495 |
| 49501-2E800* | 15-1736 | MB297346* | 15-1047 | MB526548* | 15-1026 |                |         | B001-22-630A    | 13-0142 | 40608080    | 17-0675 |
| 49507-02A00  | 17-0889 | MB297347* | 15-1026 | MB526581* | 15-1026 | 8-94108634-3   | 15-1075 | B002-25-400B*   | 15-1171 | 42601388#   | 16-1002 |
| 49507-02A10  | 17-0887 | MB297347* | 15-1047 | MB526581* | 15-1047 | 8-94108635-3   | 15-1075 | B002-25-500*    | 15-1171 | 42601892#   | 16-1002 |
| 49507-02A10* | 15-1406 | MB297348* | 15-1026 | MB526582* | 15-1026 | 8-94158131-2   | 15-1076 | B002-25-500B*   | 15-1171 | 4315132#    | 16-1002 |
| 49507-21000* | 15-1026 | MB297348* | 15-1047 | MB526582* | 15-1047 | 8-94158-30-2   | 15-1076 | B002-25-600*    | 15-1171 | 4315445     | 14-0019 |
| 49507-25A00* | 15-1734 | MB297353* | 15-1026 | MB526583* | 15-1047 | 8-94364332-0   | 15-1075 | B002-25-600B*   | 15-1171 | 4383758     | 13-0002 |
| 49507-28G00* | 15-1191 | MB297372* | 15-1048 | MB526666* | 15-1048 | 8-94405227-2   | 15-1076 | B003-25-400*    | 15-1171 | 4390952#    | 15-1002 |
| 49507-28G01* | 15-1191 | MB297373* | 15-1048 | MB526829* | 15-1048 | 8-94405228-2   | 15-1076 | B003-25-400C*   | 15-1171 | 4393155#    | 15-1003 |
| 49507-29A00* | 15-1370 | MB297376* | 15-1104 | MB526829* | 15-1104 | 8-94467664-0   | 15-1075 | B003-25-400D*   | 15-1171 | 4393157#    | 15-1003 |
| 49507-29A10* | 15-1406 | MB297377* | 15-1104 | MB526831* | 15-1064 | 8-94467667-0   | 15-1075 | B003-25-600*    | 15-1171 | 46307010    | 17-0244 |
| 49507-29C00* | 15-1721 | MB297385* | 15-1104 | MB526853* | 15-1026 | 8-94467669-0   | 15-1076 | B003-25-600C*   | 15-1171 | 46307011    | 17-0243 |
| 49507-2EE00* | 15-1661 | MB297438* | 15-1064 | MB526853* | 15-1047 | 8-94467670-0   | 15-1076 | B003-25-600D*   | 15-1171 | 46307029    | 14-0002 |
| 49507-38E00* | 15-1617 | MB297492* | 15-1048 | MB526854* | 15-1026 | 8-94467671-0   | 15-1076 | B005-25-400*    | 15-1261 | 46307029    | 14-0019 |
| 49508-02A00  | 17-0890 | MB297661* | 15-1026 | MB526854* | 15-1047 | 8-94467672-0   | 15-1076 | B005-25-400D*   | 15-1261 | 46307032    | 15-1211 |
| 49508-02A10  | 17-0888 | MB297662* | 15-1026 | MB526862  | 13-0025 |                |         | B005-25-600*    | 15-1261 | 46307034    | 15-1212 |
| 49508-21000* | 15-1026 | MB297678* | 15-1064 | MB526865* | 15-1026 |                |         | B005-25-600D*   | 15-1261 | 46307060    | 13-0217 |
| 49508-25A00* | 15-1734 | MB297689  | 13-0055 | MB526866* | 15-1026 |                |         | G024-25-500*    | 15-1145 | 46307067    | 13-0167 |
| 49508-29A00* | 15-1370 | MB297696* | 15-1064 | MB526873* | 15-1026 |                |         | G024-25-600*    | 15-1145 | 46307067    | 13-0217 |
| 49508-29A10* | 15-1406 | MB297699* | 15-1064 | MB526897* | 15-1026 |                |         | KK333-25-400*   | 15-1171 | 46307080#   | 15-1106 |
| 49508-29C00* | 15-1721 | MB297815* | 15-1104 | MB526898* | 15-1026 |                |         | KK333-25-600*   | 15-1171 | 46307082    | 15-1209 |
| 49508-38E00* | 15-1617 | MB297818* | 15-1104 | MB526999* | 15-1026 | OK202-25-400*  | 15-1398 | KK388-22-510*   | 15-1518 | 46307083    | 15-1210 |
| 49509-02A00  | 13-0280 | MB297874* | 15-1026 | MB620050  | 13-0025 | OK202-25-600*  | 15-1398 | KK388-22-530    | 13-0360 | 46307094#   | 15-1226 |
| 49509-02A10  | 13-0280 | MB297999* | 15-1026 | MB620166* | 15-1047 | OK2A1-22-530   | 13-0273 | KK388-22-530    | 13-0487 | 46307103#   | 16-1020 |
| 49509-17A00  | 13-0531 | MB397343* | 15-1047 | MB620170* | 15-1047 | OK2A2-22-530   | 13-0273 | KK388-22-610*   | 15-1518 | 46307107#   | 15-1227 |
| 49509-17A10  | 13-0325 | MB397345* | 15-1047 | MB620770* | 15-1026 | OK2C-22-510    | 15-1663 | KK389-25-40X*   | 15-1716 | 46307108#   | 15-1227 |
| 49509-17A30  | 13-0400 | MB525577* | 15-1026 | MB936182  | 13-0025 | OK2C-22-610    | 15-1663 | KK389-25-60XA*  | 15-1716 | 46307111    | 17-0244 |
| 49509-1CA00  | 13-0371 | MB526063* | 15-1026 |           |         | OK2KB-22-530   | 13-0439 |                 |         | 46307169    | 15-1212 |
| 49509-1CB00  | 13-0374 | MB526063* | 15-1047 |           |         | OK2KB-22-610   | 15-1663 |                 |         | 46307171    | 15-1211 |
| 49509-1CD00  | 13-0324 | MB526064* | 15-1026 |           |         | OK2KB-25-400*  | 15-1663 |                 |         | 46307234#   | 15-1306 |
| 49509-25A00  | 13-0500 | MB526064* | 15-1047 |           |         | OK2KB-25-600*  | 15-1663 |                 |         | 46307241#   | 15-1258 |
| 49509-25A00  | 13-0533 | MB526066* | 15-1026 |           |         | OK30A-22-510*  | 15-1548 |                 |         | 46307246#   | 15-1244 |
| 49509-26T00  | 13-0373 | MB526066* | 15-1047 |           |         | OK30A-22-530   | 13-0404 |                 |         | 46307288    | 17-0716 |
| 49509-29A00  | 13-0055 | MB526067* | 15-1026 | 4087120#  | 15-1001 | OK30A-22-610*  | 15-1548 | 11110-2215012   | 15-1341 | 46307299#   | 15-1300 |
| 49509-29A00  | 13-0521 | MB526067* | 15-1047 | 4247399#  | 15-1001 | OK30B-22-530   | 13-0404 | 2108-2215010    | 15-1081 | 46307306    | 17-0503 |
| 49509-2CA00  | 13-0323 | MB526117* | 15-1026 | 4308412#  | 15-1001 | OK55-22-530    | 13-0402 | 2108-2215010    | 17-0180 | 46307309    | 15-1245 |
| 49509-2EA00  | 13-0401 | MB526118* | 15-1026 | 4308413#  | 15-1001 | OK55-22-530    | 13-0427 | 2108-2215011    | 15-1081 | 46307394    | 15-1309 |
| 49509-2EA10  | 13-0498 | MB526338  | 13-0025 | 4308418#  | 15-1001 | OK55C-22-510A* | 15-1609 | 2108-2215011    | 17-0179 | 46307398#   | 15-1258 |
| 49509-38E00  | 13-0411 | MB526350* | 15-1048 | 4313087#  | 15-1001 | OK55C-22-510A* | 15-1645 | 2108-2215012    | 15-1081 | 46307553    | 17-0715 |
| 49609-2BA10  | 13-0498 | MB526353* | 15-1048 | 4328468#  | 15-1001 | OK9A2-22-550*  | 15-1663 | 2108-2215030    | 13-0071 | 46307555    | 13-0216 |
| MB176160*    | 15-1026 | MB526377* | 15-1048 | 4383758   | 13-0001 | OK9A4-22-510*  | 15-1663 | 2108-2215068    | 14-0026 | 46307557#   | 15-1296 |
| MB176161*    | 15-1026 | MB526378  | 13-0046 | 4383758   | 13-0002 | 0K5015*        | 15-1145 | 2110-2215012    | 15-1081 | 46307558    | 17-0716 |
| MB176164     | 13-0045 | MB526402* | 15-1199 | 4390952   | 15-1002 | 1K30A-25-40X*  | 15-1715 | 2121-2215012    | 15-1223 | 46307584    | 13-0317 |
| MB176463*    | 15-1026 | MB526403* | 15-1199 | 4465504#  | 15-1001 | 1K30A-25-60X*  | 15-1715 | 2121-2215030    | 13-0171 | 46307716    | 13-0287 |
| MB176464*    | 15-1026 | MB526443* | 15-1026 | 4475837#  | 15-1001 | 49500-07010*   | 15-1570 | 2121-2215030-01 | 13-0171 | 46307733    | 13-0093 |
| MB176864*    | 15-1026 | MB526444* | 15-1026 | 5944690#  | 15-1001 | 49500-07060*   | 15-1570 |                 |         | 46307733    | 13-0191 |
| MB176865*    | 15-1026 | MB526453* | 15-1026 | 7076344#  | 15-1001 | 49500-2P100*   | 15-1735 |                 |         | 46307733    | 13-0378 |
| MB176866*    | 15-1026 | MB526453* | 15-1048 | 7501348   | 13-0001 | 49501-2P000*   | 15-1735 |                 |         | 46307735    | 17-0190 |

\* =OE Semiassa/ Driveshaft/ Trasmissione/ Achswelle/ Semieje

# =OE Giunto senza KIT/ CVJ w/o KIT/ Joint sans Kit/ Gelenk Ohne Satz/ Junta sin Kit

| Ad. OE        | METELLI ref.   | Ad. OE    | METELLI ref.   | Ad. OE            | METELLI ref.   | Ad. OE        | METELLI ref.   | Ad. OE        | METELLI ref.   | Ad. OE        | METELLI ref.    |
|---------------|----------------|-----------|----------------|-------------------|----------------|---------------|----------------|---------------|----------------|---------------|-----------------|
| <b>LANCIA</b> |                | 60811035  | <b>14-0019</b> | 82440166#         | <b>15-1103</b> | IED000072     | <b>15-1683</b> | <b>MAZDA</b>  |                | F004-25-600C* | <b>15-1254</b>  |
|               |                | 60811991  | <b>14-0019</b> | 82443532#         | <b>15-1094</b> | IED000510     | <b>15-1683</b> |               |                | F005-25-400A* | <b>15-1024</b>  |
|               |                | 60812755  | <b>13-0179</b> | 82443745          | <b>13-0003</b> | IED000540     | <b>15-1683</b> |               |                | F005-25-400B* | <b>15-1024</b>  |
|               |                | 60813077  | <b>13-0217</b> | 82443750          | <b>13-0020</b> | IED500020     | <b>15-1683</b> |               |                | F005-25-400C* | <b>15-1024</b>  |
| 46307741      | <b>17-0485</b> | 60815164  | <b>13-0133</b> | 82448780#         | <b>15-1003</b> | IED500021     | <b>15-1683</b> | 105015*       | <b>15-1145</b> | F005-25-600A* | <b>15-1024</b>  |
| 46307742      | <b>15-1440</b> | 71771158  | <b>13-0497</b> | 82449123#         | <b>15-1095</b> | IED500022     | <b>15-1683</b> | 95NX25500DC*  | <b>16-1027</b> | F005-25-600B* | <b>15-1024</b>  |
| 46307889#     | <b>15-1296</b> | 71771184# | <b>15-1732</b> | 82462961          | <b>13-0020</b> | IED500030     | <b>15-1683</b> | B001-22-530A  | <b>13-0142</b> | F005-25-600C* | <b>15-1024</b>  |
| 46307901      | <b>15-1245</b> | 737319#   | <b>15-1003</b> | 82462961          | <b>13-0149</b> | IED500031     | <b>15-1683</b> | B001-22-630A  | <b>13-0142</b> | F006-22-530   | <b>13-0187</b>  |
| 46307914      | <b>15-1387</b> | 7501348   | <b>13-0002</b> | 82463084          | <b>13-0003</b> | IED500032     | <b>15-1683</b> | B002-25-400B* | <b>15-1171</b> | F006-22-530A  | <b>13-0114</b>  |
| 46307924#     | <b>15-1440</b> | 7560070#  | <b>15-1002</b> | 82466864#         | <b>15-1155</b> | IED500110     | <b>15-1683</b> | B002-25-500*  | <b>15-1171</b> | F006-22-530B  | <b>13-0187</b>  |
| 46308020#     | <b>15-1458</b> | 7577041#  | <b>15-1002</b> | 82466865#         | <b>15-1154</b> | IED500120     | <b>15-1683</b> | B002-25-500B* | <b>15-1171</b> | F006-25-400*  | <b>15-1157</b>  |
| 46308067#     | <b>15-1449</b> | 7578083   | <b>13-0033</b> | 82476458          | <b>13-0133</b> | LR003159      | <b>15-1696</b> | B002-25-600*  | <b>15-1171</b> | F006-25-400A* | <b>15-1157</b>  |
| 46308070#     | <b>15-1550</b> | 7629457#  | <b>15-1013</b> | 82480859#         | <b>15-1095</b> | LR003160      | <b>13-0469</b> | B002-25-600B* | <b>15-1171</b> | F006-25-400B* | <b>15-1157</b>  |
| 46308079      | <b>17-0674</b> | 7631082#  | <b>15-1106</b> | 82483504          | <b>13-0020</b> | TDB000070     | <b>17-1049</b> | B003-25-400*  | <b>15-1171</b> | F006-25-400C* | <b>15-1157</b>  |
| 46308080      | <b>17-0675</b> | 7633434#  | <b>15-1032</b> | 82483504          | <b>13-0089</b> | TDB000360     | <b>17-1048</b> | B003-25-400C* | <b>15-1171</b> | F006-25-600*  | <b>15-1157</b>  |
| 46308093      | <b>17-0825</b> | 7646401#  | <b>15-1109</b> | 82483504          | <b>13-0092</b> | TDB103520     | <b>17-1048</b> | B003-25-400D* | <b>15-1171</b> | F006-25-600A* | <b>15-1157</b>  |
| 46308094      | <b>17-0825</b> | 7646402#  | <b>15-1110</b> | 82483504          | <b>13-0149</b> | TDB104020     | <b>17-1044</b> | B003-25-600*  | <b>15-1171</b> | F006-25-600B* | <b>15-1157</b>  |
| 46308147      | <b>17-0826</b> | 7652958#  | <b>15-1093</b> | 82486230#         | <b>15-1093</b> | TDB104030     | <b>17-1045</b> | B003-25-600C* | <b>15-1171</b> | F006-25-600C* | <b>15-1157</b>  |
| 46308518#     | <b>15-1449</b> | 7656944#  | <b>15-1032</b> | 82489521#         | <b>15-1152</b> | TDB104980     | <b>17-1046</b> | B003-25-600D* | <b>15-1171</b> | F007-25-600A* | <b>15-1024</b>  |
| 46308524*     | <b>15-1449</b> | 7656945#  | <b>15-1016</b> | 92601903#         | <b>15-1105</b> | TDB104990     | <b>17-1047</b> | B004-22-630   | <b>13-0194</b> | F013-25-400*  | <b>15-1137</b>  |
| 46308564      | <b>15-1732</b> | 7656949#  | <b>15-1093</b> | 9403293030        | <b>13-0343</b> | TDB500090*    | <b>15-1702</b> | B004-22-630A  | <b>13-0194</b> | F013-25-600*  | <b>15-1137</b>  |
| 46308680      | <b>13-0497</b> | 7659161#  | <b>15-1106</b> | 9566934080        | <b>13-0170</b> | TDB500110*    | <b>15-1701</b> | B004-25-400A* | <b>15-1157</b> | F020-25-600*  | <b>15-1254</b>  |
| 46308682#     | <b>15-1732</b> | 7659169#  | <b>15-1105</b> | 9566934088        | <b>13-0170</b> | TDJ100470#    | <b>15-1537</b> | B004-25-600A* | <b>15-1157</b> | F023-22-540   | <b>14-0025</b>  |
| 46308795#     | <b>15-1732</b> | 7682886   | <b>13-0091</b> | 9567504880        | <b>13-0172</b> | TDJ500030#    | <b>15-1701</b> | B005-25-400*  | <b>15-1261</b> | F023-25-400*  | <b>15-1137</b>  |
| 46429633      | <b>13-0179</b> | 7688157#  | <b>15-1110</b> | 9567504880        | <b>13-0375</b> | TDJ500040#    | <b>15-1702</b> | B005-25-400D* | <b>15-1261</b> | F023-25-600*  | <b>15-1137</b>  |
| 46548055      | <b>17-0714</b> | 7698632#  | <b>15-1003</b> | 9617408188        | <b>17-0142</b> | TDR000110     | <b>13-0457</b> | B005-25-600*  | <b>15-1261</b> | F024-22-510*  | <b>15-1141</b>  |
| 46548056      | <b>17-0713</b> | 7698900#  | <b>15-1109</b> | 9617408188#       | <b>15-1224</b> | TDR000120     | <b>13-0457</b> | B005-25-600D* | <b>15-1261</b> | F024-22-510A* | <b>15-1141</b>  |
| 46548165      | <b>17-0714</b> | 7703689#  | <b>15-1003</b> | 9617408288        | <b>17-0143</b> | TDR100750     | <b>13-0520</b> | BS04-22-630   | <b>13-0194</b> | F024-22-610*  | <b>15-1141</b>  |
| 51704100#     | <b>15-1448</b> | 7739015   | <b>17-0235</b> | 9617408288#       | <b>15-1224</b> | TDR500100     | <b>13-0473</b> | C202-22-530   | <b>13-0444</b> | F024-22-610A* | <b>15-1141</b>  |
| 51704102      | <b>13-0310</b> | 7739016   | <b>17-0236</b> | 9619947580        | <b>15-1222</b> | TDR500110     | <b>13-0474</b> | C202-25-500A* | <b>15-1669</b> | F024-22-630   | <b>13-0122</b>  |
| 51753392      | <b>17-0825</b> | 7740977   | <b>17-0245</b> | 9619947588        | <b>17-0138</b> | TFB000010     | <b>15-1683</b> | C202-25-500C* | <b>15-1669</b> | F024-22-630A  | <b>13-0120</b>  |
| 51783824*     | <b>15-1449</b> | 7750299#  | <b>15-1032</b> | 9619947588#       | <b>15-1222</b> |               |                | C202-25-600A* | <b>15-1669</b> | F024-22-630A  | <b>13-0122</b>  |
| 51787180*     | <b>15-1449</b> | 7750300#  | <b>15-1093</b> | 9619947680#       | <b>15-1222</b> |               |                | C202-25-600C* | <b>15-1669</b> | F024-25-400*  | <b>15-1141</b>  |
| 51808107*     | <b>15-1449</b> | 7750301#  | <b>15-1016</b> | 9619947688        | <b>17-0139</b> |               |                | C602-25-500A* | <b>15-1669</b> | F024-25-600*  | <b>15-1141</b>  |
| 51812053*     | <b>15-1732</b> | 7761570   | <b>13-0016</b> | 9619947688#       | <b>15-1222</b> | <b>LEXUS</b>  |                | C602-25-600*  | <b>15-1669</b> | F025-22-630   | <b>13-0118</b>  |
| 51813089      | <b>17-0982</b> | 7761570   | <b>13-0535</b> | 9621270480        | <b>13-0375</b> |               |                | F001-25-400*  | <b>15-1024</b> | F025-25-400*  | <b>15-1304</b>  |
| 51813090      | <b>17-0983</b> | 7761570   | <b>13-0538</b> | 9621456388#       | <b>15-1222</b> |               |                | F001-25-400A* | <b>15-1024</b> | F025-25-600*  | <b>15-1304</b>  |
| 5929237#      | <b>15-1103</b> | 7770910#  | <b>15-1186</b> | 9621456488#       | <b>15-1222</b> | 04438-20070   | <b>13-0166</b> | F001-25-400B* | <b>15-1024</b> | F037-22-530   | <b>13-0119</b>  |
| 5929240#      | <b>15-1103</b> | 7771580   | <b>17-0144</b> | 9626083988        | <b>17-0144</b> | 43410-20240*  | <b>15-1207</b> | F001-25-600A* | <b>15-1024</b> | F037-22-530   | <b>13-0121</b>  |
| 5944689#      | <b>15-1019</b> | 7778166   | <b>17-0223</b> | 9626084088        | <b>17-0145</b> | 43410-20241*  | <b>15-1207</b> | F001-25-600B* | <b>15-1024</b> | F037-25-500A* | <b>15-1146</b>  |
| 5959385#      | <b>15-1019</b> | 7794472   | <b>17-0246</b> | 9645248980*       | <b>15-1494</b> | 43410-33040*  | <b>15-1325</b> | F003-22-530   | <b>13-0023</b> | F039-22-510B* | <b>15-1304A</b> |
| 5998706#      | <b>15-1019</b> | 82282139# | <b>16-1002</b> | 9645249280*       | <b>15-1495</b> | 43420-20190*  | <b>15-1207</b> | F003-22-530A  | <b>13-0023</b> | F039-25-510B* | <b>15-1304A</b> |
| 60507869      | <b>13-0020</b> | 82283831  | <b>13-0133</b> | 9664862080        | <b>13-0342</b> | 43420-20191*  | <b>15-1207</b> | F003-22-530B  | <b>13-0023</b> | F069-22-530A  | <b>13-0123</b>  |
| 60556609      | <b>13-0133</b> | 82301373# | <b>15-1103</b> | 9936769#          | <b>16-1002</b> | 43420-33040*  | <b>15-1325</b> | F003-22-530B  | <b>13-0053</b> | F069-22-530A  | <b>13-0124</b>  |
| 60562336      | <b>13-0020</b> | 82333811# | <b>15-1103</b> |                   |                |               |                | F003-25-400A* | <b>15-1024</b> | F069-22-610C* | <b>15-1141</b>  |
| 60605055#     | <b>15-1093</b> | 82350924  | <b>13-0020</b> |                   |                |               |                | F003-25-400B* | <b>15-1024</b> | F069-25-600B* | <b>15-1304A</b> |
| 60801797      | <b>13-0020</b> | 82362521# | <b>15-1103</b> |                   |                |               |                | F003-25-600A* | <b>15-1024</b> | F079-22-610A  | <b>15-1372</b>  |
| 60802000      | <b>15-1440</b> | 82362524# | <b>15-1103</b> | <b>LAND ROVER</b> |                | <b>MARUTI</b> |                | F003-25-600B* | <b>15-1024</b> | FA09-22-510A* | <b>15-1141</b>  |
| 60805116      | <b>13-0020</b> | 8236523#  | <b>15-1103</b> |                   |                |               |                | F004-25-500A* | <b>15-1254</b> | FA21-22-530B  | <b>13-0326</b>  |
| 60806930#     | <b>16-1020</b> | 82413699# | <b>15-1094</b> |                   |                |               |                | F004-25-500B* | <b>15-1254</b> | FA50-22-530A  | <b>13-0327</b>  |
| 60808619      | <b>13-0020</b> | 82428432# | <b>15-1103</b> | IED000061         | <b>15-1683</b> | 04438-87701   | <b>13-0070</b> | F004-25-500C* | <b>15-1254</b> | FA58-22-510   | <b>15-1473</b>  |
| 60808619      | <b>13-0092</b> | 82430679  | <b>13-0133</b> | IED000062         | <b>15-1683</b> | 44118-84110   | <b>13-0099</b> | F004-25-600A* | <b>15-1254</b> | FA58-22-510B  | <b>15-1473</b>  |
| 60808619      | <b>13-0149</b> | 82439756# | <b>15-1103</b> | IED000071         | <b>15-1683</b> | 44118-86061   | <b>13-0095</b> | F004-25-600B* | <b>15-1254</b> | FA59-22-510   | <b>15-1472</b>  |



| MAZDA         |         | G022-25-500B* | 15-1058 | G570-25-500*         | 15-1328 | 124 350 30 10                   | 17-0676 | 631 330 05 01    | 17-0093 | 3815A201* | 15-1507   |         |
|---------------|---------|---------------|---------|----------------------|---------|---------------------------------|---------|------------------|---------|-----------|-----------|---------|
|               |         | G022-25-600*  | 15-1058 | G570-25-500A*        | 15-1328 | 129 350 40 10                   | 17-0676 | 631 330 07 01    | 17-0093 | MB175869  | 13-0138   |         |
|               |         | G022-25-600A* | 15-1058 | G572-25-500*         | 15-1268 | 134 350 88 10                   | 17-0676 | 631 330 13 01    | 17-0093 | MB176160* | 15-1026   |         |
|               |         | G022-25-600C* | 15-1058 | G572-25-600*         | 15-1268 | 163 330 00 85                   | 13-0481 | 638 334 17 34    | 16-1016 | MB176161* | 15-1026   |         |
| FA59-22-510A  | 15-1472 | G023-22-530   | 13-0112 | G576-22-510A*        | 15-1268 | 163 330 04 01*                  | 15-1709 | 638 334 17 34    | 17-0173 | MB176164  | 13-0045   |         |
| FA61-22-510A  | 15-1472 | G023-25-500*  | 15-1135 | G576-25-500*         | 15-1268 | 163 330 05 01*                  | 15-1709 | 638 334 23 34    | 17-0185 | MB176463* | 15-1026   |         |
| FG01-25-500D* | 15-1603 | G023-25-600*  | 15-1135 | G576-25-600*         | 15-1268 | 168 360 00 68                   | 13-0252 | 638 334 23 34*   | 15-1373 | MB176464* | 15-1026   |         |
| FR01-25-60X*  | 15-1603 | G024-25-500*  | 15-1145 | GD17-22-510          | 15-1474 | 168 360 03 68                   | 13-0298 | 638 334 23 34*   | 16-1030 | MB176864* | 15-1026   |         |
| G001-22-530   | 13-0060 | G024-25-500A* | 15-1350 | GD17-22-530          | 13-0328 | 168 360 18 72*                  | 15-1367 | 639 350 00 37    | 13-0399 | MB176865* | 15-1026   |         |
| G001-22-530A  | 13-0060 | G024-25-500B* | 15-1350 | GD17-22-530          | 13-0425 | 168 360 31 72                   | 17-0466 | 639 350 07 10*   | 15-1606 | MB176866* | 15-1026   |         |
| G001-22-530B  | 13-0060 | G024-25-600*  | 15-1145 | GD19-22-510*         | 15-1643 | 168 360 31 72                   | 17-0988 | 639 350 12 10*   | 15-1605 | MB176867* | 15-1026   |         |
| G001-25-500*  | 15-1069 | G024-25-600A* | 15-1350 | GD19-25-50XA*        | 15-1643 | 168 360 31 72*                  | 15-1367 |                  |         | MB176872* | 15-1104   |         |
| G001-25-500A* | 15-1069 | G026-22-530   | 13-0230 | GD19-25-60XA*        | 15-1643 | 168 360 33 72                   | 17-0467 |                  |         | MB178865* | 15-1026   |         |
| G001-25-500B* | 15-1069 | G033-22-530   | 13-0050 | GD23-22-510A         | 15-1472 | 168 360 33 72                   | 17-0989 |                  |         | MB297148* | 15-1026   |         |
| G001-25-500D* | 15-1069 | G033-25-500*  | 15-1059 | GD36-22-610*         | 15-1525 | 168 360 33 72*                  | 15-1367 | <b>MERCURY</b>   |         |           | MB297337  | 13-0138 |
| G001-25-600*  | 15-1069 | G033-25-500B* | 15-1059 | GD36-25-60XA*        | 15-1525 | 168 366 05 91                   | 13-0298 |                  |         | MB297338  | 13-0138   |         |
| G001-25-600A* | 15-1069 | G033-25-600*  | 15-1059 | GD36-25-60XB*        | 15-1525 | 168 366 09 91                   | 13-0398 | Velcon: 325641   | 15-1357 | MB297343* | 15-1026   |         |
| G001-25-600B* | 15-1069 | G033-25-600D* | 15-1059 | GD38-22-510A*        | 15-1525 | 168 370 21 72                   | 17-0466 |                  |         | MB297343* | 15-1047   |         |
| G001-25-600E* | 15-1069 | G043-25-500*  | 15-1059 | GD38-25-50XA*        | 15-1525 | 168 370 22 72                   | 17-0467 |                  |         | MB297344* | 15-1026   |         |
| G002-22-530   | 13-0193 | G043-25-500B* | 15-1059 | GG29-25-500A*        | 15-1535 | 169 360 03 68                   | 13-0391 |                  |         | MB297344* | 15-1047   |         |
| G002-25-500*  | 15-1058 | G043-25-600*  | 15-1059 | GG29-25-50XA*        | 15-1535 | 169 360 05 68                   | 13-0398 |                  |         | MB297345* | 15-1026   |         |
| G002-25-500A* | 15-1058 | G043-25-600D* | 15-1059 | KK333-25-400*        | 15-1171 | 169 360 06 68                   | 13-0391 | <b>MINI</b>      |         |           | MB297346* | 15-1026 |
| G002-25-500B* | 15-1058 | G053-25-500*  | 15-1291 | KK333-25-600*        | 15-1171 | 169 360 11 72                   | 17-0990 |                  |         | MB297346* | 15-1047   |         |
| G002-25-600*  | 15-1058 | G053-25-500B* | 15-1291 | Y402-22-530          | 13-0294 | 169 360 12 72                   | 17-0991 |                  |         | MB297347* | 15-1026   |         |
| G002-25-600A* | 15-1058 | G053-25-600*  | 15-1291 | Y402-25-500*         | 15-1429 | 169 360 15 72*                  | 15-1590 | 31 60 6 779 991  | 13-0440 | MB297347* | 15-1047   |         |
| G002-25-600B* | 15-1058 | G053-25-600C* | 15-1291 | Y402-25-600*         | 15-1429 | 169 360 29 72*                  | 15-1590 | 31 60 6 779 991  | 13-0477 | MB297348* | 15-1026   |         |
| G005-25-500*  | 15-1069 | G054-25-500A* | 15-1328 |                      |         | 169 360 39 72*                  | 15-1604 | 31 60 7 514 479* | 15-1454 | MB297348* | 15-1047   |         |
| G005-25-600*  | 15-1069 | G054-25-600C* | 15-1328 |                      |         | 169 360 40 72*                  | 15-1604 | 31 60 7 518 237  | 17-0944 | MB297353* | 15-1026   |         |
| G006-25-500*  | 15-1058 | G063-22-530   | 13-0212 | <b>MAZDA LCV</b>     |         |                                 | 15-1590 | 31 60 7 518 237* | 15-1480 | MB297372* | 15-1048   |         |
| G006-25-600*  | 15-1058 | G063-25-500*  | 15-1291 |                      |         | 169 360 44 72*                  | 15-1590 | 31 60 7 518 238  | 17-0945 | MB297373* | 15-1048   |         |
| G011-25-500*  | 15-1069 | G063-25-500A* | 15-1291 |                      |         | 169 360 52 72                   | 17-0997 | 31 60 7 518 238* | 15-1480 | MB297376* | 15-1104   |         |
| G011-25-600*  | 15-1069 | G063-25-600*  | 15-1291 |                      |         | 169 360 60 72*                  | 15-1604 | 31 60 7 518 245  | 13-0333 | MB297377* | 15-1104   |         |
| G012-22-510*  | 15-1042 | G063-25-600A* | 15-1291 | M070-22-510*         | 15-1256 | 169 360 71 72                   | 17-0996 | 31 60 7 518 259  | 13-0314 | MB297381  | 13-0139   |         |
| G012-22-530   | 13-0040 | G064-25-500*  | 15-1328 | M070-22-510A*        | 15-1256 | 169 360 71 72*                  | 15-1604 | 31 60 7 518 259  | 13-0362 | MB297385* | 15-1104   |         |
| G012-22-530A  | 13-0193 | G064-25-500A* | 15-1328 | M070-22-530A         | 13-0189 | 169 360 73 72*                  | 15-1604 | 31 60 7 518 261* | 15-1520 | MB297438* | 15-1064   |         |
| G012-22-530A  | 13-0051 | G064-25-600*  | 15-1328 | M070-25-500C*        | 15-1256 | 169 360 80 72*                  | 15-1604 | 31 60 7 585 381* | 15-1705 | MB297492* | 15-1048   |         |
| G012-22-530A  | 13-0193 | G064-25-600A* | 15-1328 | M070-25-500D*        | 15-1256 | 169 360 83 72*                  | 15-1590 | 31 60 7 585 382* | 15-1705 | MB297661* | 15-1026   |         |
| G012-22-530B  | 13-0051 | G072-25-500*  | 15-1137 | M070-25-600A*        | 15-1256 | 169 366 01 91                   | 13-0391 | 31 60 7 591 694  | 13-0440 | MB297662* | 15-1026   |         |
| G012-25-500*  | 15-1058 | G072-25-600*  | 15-1137 | M070-25-600B*        | 15-1256 | 201 350 18 10                   | 17-0215 | 31 60 7 591 694  | 13-0477 | MB297678* | 15-1064   |         |
| G012-25-500A* | 15-1058 | G560-22-510A* | 15-1268 |                      |         | 638 334 23 34                   | 17-0185 | 31 60 7 596 059* | 15-1705 | MB297689  | 13-0055   |         |
| G012-25-500B* | 15-1058 | G560-25-500A* | 15-1268 |                      |         | 638 334 23 34*                  | 15-1373 | 31 60 7 596 060* | 15-1705 | MB297689  | 13-0139   |         |
| G012-25-600*  | 15-1058 | G560-25-600A* | 15-1268 | <b>MERCEDES BENZ</b> |         |                                 | 16-1030 | 31 60 7 609 211* | 15-1705 | MB297696* | 15-1064   |         |
| G012-25-600C* | 15-1058 | G564-22-510A* | 15-1291 |                      |         | 639 350 00 37                   | 13-0399 | 31 60 7 609 212* | 15-1705 | MB297699* | 15-1064   |         |
| G013-22-530   | 13-0112 | G564-22-610A* | 15-1291 |                      |         | 639 350 07 10                   | 15-1606 | 31 60 4 853 485* | 15-1664 | MB297815* | 15-1104   |         |
| G013-25-500*  | 15-1059 | G564-2-510A*  | 15-1291 |                      |         | 639 350 12 10                   | 15-1605 | 31 60 4 853 486* | 15-1664 | MB297818* | 15-1104   |         |
| G013-25-500*  | 15-1135 | G564-25-500*  | 15-1291 | 000 330 00 36        | 15-1298 |                                 |         | 31 60 7 589 767* | 15-1664 | MB297871* | 15-1148   |         |
| G013-25-600*  | 15-1059 | G564-25-600*  | 15-1291 | 000 330 14 85        | 14-0015 |                                 |         | 31 60 7 589 768* | 15-1664 | MB297872* | 15-1148   |         |
| G013-25-600*  | 15-1135 | G568-22-510A* | 15-1268 | 000 330 15 85        | 15-1298 |                                 |         |                  |         | MB297874* | 15-1026   |         |
| G021-22-530A  | 13-0060 | G568-22-510B* | 15-1268 | 000 330 16 85        | 13-0219 | <b>MERCEDES BENZ LCV, TRUCK</b> |         |                  |         | MB297991* | 15-1147   |         |
| G021-22-530B  | 13-0060 | G568-22-530   | 13-0197 | 000 330 19 85        | 13-0256 |                                 |         |                  |         | MB297992* | 15-1147   |         |
| G021-25-500*  | 15-1069 | G568-25-500*  | 15-1268 | 000 330 20 85        | 14-0027 |                                 |         |                  |         | MB297999* | 15-1026   |         |
| G021-25-500A* | 15-1069 | G568-25-500A* | 15-1268 | 107 350 04 10        | 17-0092 | 000 330 00 36                   | 15-1298 |                  |         | MB397343* | 15-1047   |         |
| G021-25-600*  | 15-1069 | G568-25-600*  | 15-1268 | 107 350 27 10        | 17-0092 | 000 330 14 85                   | 14-0015 |                  |         | MB397345* | 15-1047   |         |
| G021-25-600A* | 15-1069 | G568-25-600A* | 15-1268 | 107 350 28 10        | 17-0092 | 000 330 15 85                   | 15-1298 |                  |         | MB525577* | 15-1026   |         |
| G021-25-600C* | 15-1069 | G568-25-600B* | 15-1268 | 107 350 33 10        | 17-0092 | 000 330 16 85                   | 13-0219 | 3815A009*        | 15-1615 | MB525577* | 15-1161   |         |
| G022-25-500*  | 15-1058 | G570-22-510A* | 15-1291 | 107 350 43 10        | 17-0092 | 000 330 19 85                   | 13-0256 | 3815A010*        | 15-1615 | MB526063* | 15-1026   |         |
| G022-25-500A* | 15-1058 | G570-22-530   | 13-0212 | 124 350 29 10        | 17-0676 | 000 330 20 85                   | 14-0027 | 3815A012         | 13-0354 | MB526063* | 15-1026   |         |
|               |         |               |         |                      |         |                                 |         | 3815A015         | 13-0409 | MB526063* | 15-1047   |         |

| Ad. OE            | METELLI ref.   | Ad. OE    | METELLI ref.   | Ad. OE          | METELLI ref.   | Ad. OE        | METELLI ref.   | Ad. OE       | METELLI ref.   | Ad. OE        | METELLI ref.   |
|-------------------|----------------|-----------|----------------|-----------------|----------------|---------------|----------------|--------------|----------------|---------------|----------------|
| <b>MITSUBISHI</b> |                | MB526853* | <b>15-1026</b> | MR222684        | <b>13-0233</b> | 39100-0M005*  | <b>15-1163</b> | 39100-60A10* | <b>15-1136</b> | 39101-01B00*  | <b>15-1129</b> |
|                   |                | MB526853* | <b>15-1047</b> | MR263171        | <b>13-0414</b> | 39100-0M301*  | <b>15-1248</b> | 39100-60Y00* | <b>15-1248</b> | 39101-01B05*  | <b>15-1129</b> |
|                   |                | MB526854* | <b>15-1026</b> | MR331193*       | <b>15-1628</b> | 39100-0M900*  | <b>15-1248</b> | 39100-60Y05* | <b>15-1248</b> | 39101-01B15*  | <b>15-1129</b> |
|                   |                | MB526854* | <b>15-1047</b> | MR331194*       | <b>15-1628</b> | 39100-0M905*  | <b>15-1248</b> | 39100-60Y10* | <b>15-1275</b> | 39101-01E02*  | <b>15-1098</b> |
| MB526064*         | <b>15-1026</b> | MB526859* | <b>15-1161</b> | MR336589        | <b>13-0410</b> | 39100-10E02*  | <b>15-1249</b> | 39100-60Y15* | <b>15-1275</b> | 39101-02A00*  | <b>15-1085</b> |
| MB526064*         | <b>15-1047</b> | MB526862  | <b>13-0025</b> | MR377575*       | <b>15-1628</b> | 39100-11A00*  | <b>15-1100</b> | 39100-61E00* | <b>15-1312</b> | 39101-02E02*  | <b>15-1098</b> |
| MB526066*         | <b>15-1026</b> | MB526865* | <b>15-1026</b> | MR377576*       | <b>15-1628</b> | 39100-11A10*  | <b>15-1100</b> | 39100-61Y06* | <b>15-1248</b> | 39101-03A00*  | <b>15-1085</b> |
| MB526066*         | <b>15-1047</b> | MB526866* | <b>15-1026</b> | MR377715*       | <b>15-1662</b> | 39100-11A20*  | <b>15-1100</b> | 39100-61Y16* | <b>15-1275</b> | 39101-05E02*  | <b>15-1249</b> |
| MB526067*         | <b>15-1026</b> | MB526867* | <b>15-1161</b> | MR580553*       | <b>15-1639</b> | 39100-11M00*  | <b>15-1028</b> | 39100-62E00* | <b>15-1312</b> | 39101-0M005*  | <b>15-1163</b> |
| MB526067*         | <b>15-1047</b> | MB526868* | <b>15-1161</b> | MR580554*       | <b>15-1639</b> | 39100-11M05*  | <b>15-1028</b> | 39100-62Y00* | <b>15-1275</b> | 39101-0M301*  | <b>15-1248</b> |
| MB526117*         | <b>15-1026</b> | MB526869* | <b>15-1161</b> | MR582021*       | <b>15-1507</b> | 39100-12A00*  | <b>15-1100</b> | 39100-62Y05* | <b>15-1248</b> | 39101-0M900*  | <b>15-1248</b> |
| MB526118*         | <b>15-1026</b> | MB526873* | <b>15-1026</b> | MR582022*       | <b>15-1507</b> | 39100-12A10*  | <b>15-1100</b> | 39100-62Y10* | <b>15-1275</b> | 39101-0M905*  | <b>15-1248</b> |
| MB526338          | <b>13-0025</b> | MB526897* | <b>15-1026</b> | MR910297*       | <b>15-1668</b> | 39100-12A20*  | <b>15-1100</b> | 39100-62Y15* | <b>15-1275</b> | 39101-10A01*  | <b>15-1100</b> |
| MB526350*         | <b>15-1048</b> | MB526898* | <b>15-1026</b> | MR910298*       | <b>15-1668</b> | 39100-13A00*  | <b>15-1100</b> | 39100-63Y00* | <b>15-1248</b> | 39101-10E02*  | <b>15-1249</b> |
| MB526353*         | <b>15-1048</b> | MB526905  | <b>13-0126</b> | MR910890*       | <b>15-1662</b> | 39100-13A01*  | <b>15-1100</b> | 39100-63Y01* | <b>15-1248</b> | 39101-11A00*  | <b>15-1100</b> |
| MB526377*         | <b>15-1048</b> | MB526907  | <b>13-0139</b> | MR911361        | <b>13-0438</b> | 39100-13A10*  | <b>15-1100</b> | 39100-63Y10* | <b>15-1275</b> | 39101-11A10*  | <b>15-1100</b> |
| MB526378          | <b>13-0046</b> | MB526908* | <b>15-1148</b> | MR980747*       | <b>15-1507</b> | 39100-13A20*  | <b>15-1100</b> | 39100-63Y11* | <b>15-1275</b> | 39101-11A20*  | <b>15-1100</b> |
| MB526400          | <b>13-0107</b> | MB526909* | <b>15-1148</b> | MR980748*       | <b>15-1507</b> | 39100-15A05*  | <b>15-1100</b> | 39100-64E05* | <b>15-1312</b> | 39101-11M00*  | <b>15-1028</b> |
| MB526402*         | <b>15-1199</b> | MB526911* | <b>15-1191</b> | MZ690390        | <b>13-0422</b> | 39100-16E00*  | <b>15-1249</b> | 39100-64Y00* | <b>15-1315</b> | 39101-11M05*  | <b>15-1028</b> |
| MB526403*         | <b>15-1199</b> | MB526914* | <b>15-1329</b> | XB620168        | <b>13-0125</b> | 39100-16E02*  | <b>15-1249</b> | 39100-64Y05* | <b>15-1315</b> | 39101-12A00*  | <b>15-1100</b> |
| MB526437*         | <b>15-1329</b> | MB526972* | <b>15-1147</b> | XB620240        | <b>13-0155</b> | 39100-16R05*  | <b>15-1100</b> | 39100-64Y10* | <b>15-1321</b> | 39101-12A10*  | <b>15-1100</b> |
| MB526438*         | <b>15-1329</b> | MB526973* | <b>15-1147</b> |                 |                | 39100-1C100*  | <b>15-1312</b> | 39100-64Y15* | <b>15-1321</b> | 39101-12A20*  | <b>15-1100</b> |
| MB526443*         | <b>15-1026</b> | MB526999* | <b>15-1026</b> |                 |                | 39100-24B00*  | <b>15-1187</b> | 39100-65A00* | <b>15-1136</b> | 39101-13A00*  | <b>15-1100</b> |
| MB526444*         | <b>15-1026</b> | MB620034* | <b>15-1329</b> | <b>MOSKVICH</b> |                | 39100-24B10*  | <b>15-1187</b> | 39100-65A10* | <b>15-1136</b> | 39101-13A01*  | <b>15-1100</b> |
| MB526453*         | <b>15-1026</b> | MB620050  | <b>13-0025</b> |                 |                | 39100-26E00*  | <b>15-1249</b> | 39100-65J00* | <b>15-1312</b> | 39101-13A10*  | <b>15-1100</b> |
| MB526453*         | <b>15-1048</b> | MB620060  | <b>13-0139</b> |                 |                | 39100-2F000   | <b>17-0783</b> | 39100-70N00  | <b>17-0618</b> | 39101-13A20*  | <b>15-1100</b> |
| MB526454*         | <b>15-1026</b> | MB620166* | <b>15-1047</b> |                 |                | 39100-2J205*  | <b>15-1312</b> | 39100-70N00* | <b>15-1312</b> | 39101-16E00*  | <b>15-1249</b> |
| MB526454*         | <b>15-1048</b> | MB620170* | <b>15-1047</b> | 2141-2215086    | <b>14-0014</b> | 39100-41B00*  | <b>15-1196</b> | 39100-70N05* | <b>15-1312</b> | 39101-16E02*  | <b>15-1249</b> |
| MB526455*         | <b>15-1104</b> | MB620178* | <b>15-1130</b> |                 |                | 39100-41B05*  | <b>15-1196</b> | 39100-71J00  | <b>17-0774</b> | 39101-16R05*  | <b>15-1100</b> |
| MB526456*         | <b>15-1104</b> | MB620770* | <b>15-1026</b> |                 |                | 39100-41F100* | <b>15-1196</b> | 39100-71J00* | <b>15-1172</b> | 39101-24B00*  | <b>15-1187</b> |
| MB526464*         | <b>15-1048</b> | MB620957* | <b>15-1329</b> |                 |                | 39100-41F400* | <b>15-1196</b> | 39100-71J10  | <b>17-0719</b> | 39101-24B10*  | <b>15-1187</b> |
| MB526464*         | <b>15-1104</b> | MB837261* | <b>15-1329</b> | <b>NISSAN</b>   |                | 39100-44B00*  | <b>15-1193</b> | 39100-71J10* | <b>15-1173</b> | 39101-26E00*  | <b>15-1249</b> |
| MB526473*         | <b>15-1064</b> | MB837262* | <b>15-1329</b> |                 |                | 39100-44B02*  | <b>15-1193</b> | 39100-71N04* | <b>15-1312</b> | 39101-2F000   | <b>17-0782</b> |
| MB526531*         | <b>15-1026</b> | MB837263* | <b>15-1329</b> |                 |                | 39100-44B10*  | <b>15-1193</b> | 39100-71N05* | <b>15-1312</b> | 39101-2F001   | <b>17-0782</b> |
| MB526533*         | <b>15-1048</b> | MB837264* | <b>15-1329</b> | 30205-13A25*    | <b>15-1085</b> | 39100-44B12*  | <b>15-1193</b> | 39100-72J10* | <b>15-1165</b> | 39101-2J205*  | <b>15-1312</b> |
| MB526544*         | <b>15-1191</b> | MB837265* | <b>15-1329</b> | 326461*         | <b>15-1265</b> | 39100-45B00*  | <b>15-1196</b> | 39100-72J20* | <b>15-1164</b> | 39101-41B00*  | <b>15-1196</b> |
| MB526547*         | <b>15-1026</b> | MB837426* | <b>15-1404</b> | 326462*         | <b>15-1265</b> | 39100-4F100   | <b>17-0551</b> | 39100-73J00  | <b>17-0618</b> | 39101-41B05*  | <b>15-1196</b> |
| MB526548*         | <b>15-1026</b> | MB837641* | <b>15-1329</b> | 326582*         | <b>15-1265</b> | 39100-4F100*  | <b>15-1196</b> | 39100-73J00* | <b>15-1164</b> | 39101-41F100* | <b>15-1196</b> |
| MB526551*         | <b>15-1191</b> | MB837642* | <b>15-1329</b> | 335712*         | <b>15-1276</b> | 39100-4F400   | <b>17-0549</b> | 39100-73J20  | <b>17-0620</b> | 39101-41F400* | <b>15-1196</b> |
| MB526553*         | <b>15-1191</b> | MB886230* | <b>15-1329</b> | 39100-01A00*    | <b>15-1085</b> | 39100-4F400*  | <b>15-1194</b> | 39100-73J20* | <b>15-1165</b> | 39101-44B00*  | <b>15-1193</b> |
| MB526558*         | <b>15-1161</b> | MB896525* | <b>15-1332</b> | 39100-01A01*    | <b>15-1085</b> | 39100-50A00*  | <b>15-1060</b> | 39100-73N00* | <b>15-1323</b> | 39101-44B02*  | <b>15-1193</b> |
| MB526581*         | <b>15-1026</b> | MB896526* | <b>15-1332</b> | 39100-01B01*    | <b>15-1129</b> | 39100-50A10*  | <b>15-1060</b> | 39100-74N00* | <b>15-1312</b> | 39101-44B10*  | <b>15-1193</b> |
| MB526581*         | <b>15-1047</b> | MB936182  | <b>13-0025</b> | 39100-01B02*    | <b>15-1129</b> | 39100-50R00*  | <b>15-1312</b> | 39100-77A00* | <b>15-1060</b> | 39101-44B12*  | <b>15-1193</b> |
| MB526582*         | <b>15-1026</b> | MB936359* | <b>15-1329</b> | 39100-01B05*    | <b>15-1129</b> | 39100-50R10*  | <b>15-1312</b> | 39100-80E00* | <b>15-1312</b> | 39101-45B00*  | <b>15-1196</b> |
| MB526582*         | <b>15-1047</b> | MB936778* | <b>15-1329</b> | 39100-01B11*    | <b>15-1129</b> | 39100-50Y00*  | <b>15-1163</b> | 39100-80E05* | <b>15-1312</b> | 39101-4F100   | <b>17-0550</b> |
| MB526583*         | <b>15-1047</b> | MB936779* | <b>15-1329</b> | 39100-01B15*    | <b>15-1129</b> | 39100-50Y10*  | <b>15-1293</b> | 39100-85E00* | <b>15-1249</b> | 39101-4F100*  | <b>15-1196</b> |
| MB526613*         | <b>15-1161</b> | MB937996* | <b>15-1332</b> | 39100-01B60*    | <b>15-1129</b> | 39100-51Y00*  | <b>15-1163</b> | 39100-85E10* | <b>15-1249</b> | 39101-4F400*  | <b>15-1194</b> |
| MB526614*         | <b>15-1161</b> | MR111060* | <b>15-1329</b> | 39100-01E02*    | <b>15-1098</b> | 39100-51Y10*  | <b>15-1293</b> | 39100-D4600* | <b>15-1312</b> | 39101-4F401   | <b>17-0548</b> |
| MB526666*         | <b>15-1048</b> | MR111061* | <b>15-1329</b> | 39100-02A00*    | <b>15-1085</b> | 39100-52Y00*  | <b>15-1163</b> | 39100-D5600* | <b>15-1249</b> | 39101-50A00*  | <b>15-1060</b> |
| MB526776          | <b>13-0139</b> | MR111854* | <b>15-1332</b> | 39100-02E02*    | <b>15-1098</b> | 39100-52Y10*  | <b>15-1293</b> | 39100-D5610* | <b>15-1249</b> | 39101-50A10*  | <b>15-1060</b> |
| MB526829*         | <b>15-1048</b> | MR165842* | <b>15-1329</b> | 39100-03A01*    | <b>15-1085</b> | 39100-53Y00*  | <b>15-1163</b> | 39100-M7270* | <b>15-1027</b> | 39101-50R00*  | <b>15-1312</b> |
| MB526829*         | <b>15-1104</b> | MR196069  | <b>13-0231</b> | 39100-05E02*    | <b>15-1249</b> | 39100-53Y10*  | <b>15-1293</b> | 39101-01A00* | <b>15-1085</b> | 39101-50R10*  | <b>15-1312</b> |
| MB526831*         | <b>15-1064</b> | MR222635  | <b>13-0127</b> | 39100-0M000*    | <b>15-1163</b> | 39100-55A00*  | <b>15-1088</b> | 39101-01A01* | <b>15-1085</b> | 39101-50Y00*  | <b>15-1163</b> |

| NISSAN       |         | 39101-75N00* | 15-1312 | 39211-JG72B# | 15-1698 | 39241-72J25  | 13-0241 | 39241-BU125    | 13-0377  | 1603270  | 15-1613 |         |
|--------------|---------|--------------|---------|--------------|---------|--------------|---------|----------------|----------|----------|---------|---------|
|              |         | 39101-77A00* | 15-1060 | 39211-JG74B# | 15-1698 | 39241-73J25  | 13-0141 | 39241-BU126    | 13-0377  | 1603273  | 15-1504 |         |
|              |         | 39101-80E00* | 15-1312 | 39240-F4125  | 13-0180 | 39241-73J25  | 13-0241 | 39241-BU185    | 13-0377  | 1603274  | 15-1505 |         |
| 39101-50Y01* | 15-1163 | 39101-80E05* | 15-1312 | 39240-F4125  | 13-0195 | 39241-9E025  | 13-0465 | 39241-BU186    | 13-0377  | 1603275  | 15-1506 |         |
| 39101-50Y10* | 15-1293 | 39101-85E00* | 15-1249 | 39241-01A25  | 13-0075 | 39241-9E025  | 13-0472 | 40088-00QAE    | 13-0484  | 1603276  | 13-0349 |         |
| 39101-50Y11* | 15-1293 | 39101-85E10* | 15-1249 | 39241-01A88  | 13-0086 | 39241-AW325  | 13-0307 | 40088-00QAE    | 13-0486  | 1603277  | 13-0312 |         |
| 39101-51Y00* | 15-1163 | 39101-D4600* | 15-1312 | 39241-01A89  | 13-0086 | 39241-AY125  | 13-0304 |                |          | 1603277  | 13-0350 |         |
| 39101-51Y10* | 15-1293 | 39101-D5600* | 15-1249 | 39241-01B25  | 13-0106 | 39241-BM525  | 13-0330 |                |          | 1603277  | 13-0463 |         |
| 39101-52Y00* | 15-1163 | 39101-D5610* | 15-1249 | 39241-01B26  | 13-0106 | 39241-BM526  | 13-0305 | OLDSMOBILE     |          |          | 1603278 | 13-0351 |
| 39101-52Y10* | 15-1293 | 39101-M7270* | 15-1027 | 39241-01B27  | 13-0106 | 39241-BM526  | 13-0443 |                |          |          | 1603278 | 13-0353 |
| 39101-53Y00* | 15-1163 | 39112-M7225* | 15-1027 | 39241-01E25  | 13-0085 | 39241-BM529  | 13-0417 | OPEL           |          |          | 1603278 | 13-0407 |
| 39101-53Y10* | 15-1293 | 39113-M7275* | 15-1027 | 39241-01E29  | 13-0182 | 39241-BM725  | 13-0329 |                |          |          | 1603291 | 15-1599 |
| 39101-55A00* | 15-1088 | 39202-13A25* | 15-1085 | 39241-01E29  | 13-0201 | 39241-BM725  | 13-0355 | 7837075        | 15-1235  | 1603402  | 13-0394 |         |
| 39101-60A10* | 15-1136 | 39204-01B28* | 15-1129 | 39241-01M29  | 13-0150 | 39241-BM725  | 13-0467 | 7842037        | 15-1235  | 1603403  | 15-1594 |         |
| 39101-60Y00* | 15-1248 | 39205-11A25* | 15-1100 | 39241-03A25  | 13-0078 | 39241-BM726  | 13-0355 | 7843919        | 15-1235  | 1603405  | 15-1592 |         |
| 39101-60Y05* | 15-1248 | 39210-A03G0* | 15-1043 | 39241-05U25  | 13-0140 | 39241-BU125  | 13-0356 | 7845024        | 15-1235  | 1603406  | 13-0392 |         |
| 39101-60Y10* | 15-1275 | 39210-F4125* | 15-1246 | 39241-05U85  | 13-0140 | 39241-BU126  | 13-0418 | Velcon: 326542 | 15-1355  | 1603406  | 15-1592 |         |
| 39101-60Y15* | 15-1275 | 39210-X08R0* | 15-1305 | 39241-0M625  | 13-0182 | 39241-BU186  | 13-0331 |                |          | 1603411# | 15-1593 |         |
| 39101-61E00* | 15-1312 | 39210-Y02G0* | 15-1265 | 39241-0M625  | 13-0201 | 39301-10A01* | 15-1100 |                |          | 1603412  | 13-0393 |         |
| 39101-61Y07* | 15-1248 | 39211-24B00# | 15-1187 | 39241-10E25  | 13-0229 | 39301-11A00* | 15-1100 | OPEL           |          |          | 1603452 | 15-1690 |
| 39101-61Y17* | 15-1275 | 39211-2F025# | 15-1348 | 39241-10E26  | 13-0183 | 39301-12A00* | 15-1100 |                |          |          | 1604008 | 13-0223 |
| 39101-62E00* | 15-1312 | 39211-2F225# | 15-1349 | 39241-10E26  | 13-0229 | 39301-13A00* | 15-1100 | 1604008        | 13-0466  | 1604252  | 14-0015 |         |
| 39101-62Y00* | 15-1275 | 39211-2Y070# | 15-1600 | 39241-10E27  | 13-0183 | 39301-13A01* | 15-1100 | 07837456*      | 15-1029  | 24430493 | 17-0483 |         |
| 39101-62Y05* | 15-1248 | 39211-32R00# | 15-1312 | 39241-10E27  | 13-0229 | 40010-M7226* | 15-1027 | 07837457*      | 15-1029  | 24430495 | 17-0484 |         |
| 39101-62Y10* | 15-1275 | 39211-4F125# | 15-1196 | 39241-10E87  | 13-0229 | 40011-M5626* | 15-1027 | 07839615*      | 15-1029  | 24462241 | 17-0853 |         |
| 39101-62Y15* | 15-1275 | 39211-4F126# | 15-1197 | 39241-10E88  | 13-0183 | 40088-MO229  | 13-0026 | 13124675       | 17-0913  | 26029827 | 17-0280 |         |
| 39101-62Y16* | 15-1275 | 39211-4F425# | 15-1194 | 39241-10E88  | 13-0229 | C9241-JA11A  | 13-0471 | 13124676       | 17-0891  | 26029828 | 17-0279 |         |
| 39101-63Y00* | 15-1248 | 39211-50A00# | 15-1087 | 39241-11M25  | 13-0027 |              |         | 13136379       | 17-0852  | 26032411 | 15-1116 |         |
| 39101-63Y01* | 15-1248 | 39211-50Y00# | 15-1163 | 39241-17R00  | 13-0113 |              |         | 13136382       | 17-0855  | 26060700 | 15-1290 |         |
| 39101-63Y11* | 15-1275 | 39211-50Y10# | 15-1293 | 39241-17R25  | 13-0113 | NISSAN LCV   |         | 13150502       | 17-1019  | 26067603 | 13-0275 |         |
| 39101-63Y15* | 15-1275 | 39211-55A00# | 15-1088 | 39241-17R26  | 13-0113 |              |         | 13150503       | 17-1020  | 26076859 | 17-0481 |         |
| 39101-64Y00* | 15-1315 | 39211-5M300# | 15-1692 | 39241-17R27  | 13-0113 | 39100-60Y10* | 15-1275 | 13191326       | 17-0854  | 26076878 | 17-0766 |         |
| 39101-64Y05* | 15-1315 | 39211-5M426# | 15-1635 | 39241-17R29  | 13-0113 | 39100-60Y15* | 15-1275 | 13191328       | 17-0856  | 26076879 | 17-0765 |         |
| 39101-64Y10* | 15-1321 | 39211-5M427# | 15-1477 | 39241-4F125  | 13-0159 | 39100-61Y16* | 15-1275 | 13291734       | 13-0223  | 26076882 | 17-0766 |         |
| 39101-64Y15* | 15-1321 | 39211-60Y00# | 15-1248 | 39241-4F126  | 13-0160 | 39100-62Y00* | 15-1275 | 13296183       | 15-1693  | 26076883 | 17-0765 |         |
| 39101-65A00* | 15-1136 | 39211-60Y10# | 15-1275 | 39241-4F425  | 13-0156 | 39100-62Y10* | 15-1275 | 13296185       | 15-1690  | 26076892 | 17-0767 |         |
| 39101-65A10* | 15-1136 | 39211-64Y00# | 15-1315 | 39241-4F425  | 13-0157 | 39100-62Y15* | 15-1275 | 13296187       | 15-1506  | 26086195 | 17-0482 |         |
| 39101-65J00* | 15-1312 | 39211-64Y10# | 15-1321 | 39241-50A25  | 13-0077 | 39100-63Y10* | 15-1275 | 1603005        | 13-0211  | 26092313 | 17-0768 |         |
| 39101-65J05* | 15-1312 | 39211-65J00# | 15-1312 | 39241-50A87  | 13-0140 | 39100-63Y11* | 15-1275 | 1603005        | 13-0275  | 26094867 | 17-0769 |         |
| 39101-65J05* | 15-1312 | 39211-71J25# | 15-1172 | 39241-50A90  | 13-0140 | 39101-00Q0D  | 17-1067 | 1603012        | 13-0222  | 26095017 | 17-0770 |         |
| 39101-70J00  | 17-0717 | 39211-71J26# | 15-1173 | 39241-50A91  | 13-0140 | 39101-00Q2E  | 17-1037 | 1603188        | 13-0009  | 26119529 | 17-1018 |         |
| 39101-70J00* | 15-1172 | 39211-71J27# | 15-1172 | 39241-50A92  | 13-0140 | 39101-60Y10* | 15-1275 | 1603197        | 13-0012  | 26119530 | 17-1017 |         |
| 39101-70J10  | 17-0718 | 39211-72J25# | 15-1165 | 39241-50A92  | 13-0213 | 39101-60Y15* | 15-1275 | 1603197        | 13-0288  | 26119537 | 15-1594 |         |
| 39101-70J10* | 15-1173 | 39211-73J25# | 15-1164 | 39241-53J26  | 13-0228 | 39101-60Y17* | 15-1275 | 1603203        | 13-0008  | 374002   | 15-1287 |         |
| 39101-70N00  | 17-0617 | 39211-73J25# | 15-1164 | 39241-53J26  | 13-0228 | 39101-61Y17* | 15-1275 | 1603204        | 13-0011  | 374003   | 15-1289 |         |
| 39101-70N00* | 15-1312 | 39211-AU325# | 15-1508 | 39241-5M325  | 13-0465 | 39101-62Y00* | 15-1275 | 1603204        | 13-0012  | 374013   | 16-1008 |         |
| 39101-70N00* | 15-1312 | 39211-AV625# | 15-1509 | 39241-5M325  | 13-0472 | 39101-62Y10* | 15-1275 | 1603231        | 13-0010  | 374015   | 15-1052 |         |
| 39101-70N05* | 15-1312 | 39211-AW325# | 15-1445 | 39241-5V125  | 13-0396 | 39101-62Y15* | 15-1275 | 1603232        | 13-0351  | 374018   | 14-0008 |         |
| 39101-71N01  | 17-0717 | 39211-AY125# | 15-1442 | 39241-5V127  | 13-0396 | 39101-62Y16* | 15-1275 | 1603232        | 13-0353  | 374018   | 14-0010 |         |
| 39101-72N00* | 15-1312 | 39211-AY625# | 15-1443 | 39241-64J25  | 13-0227 | 39101-63Y11* | 15-1275 | 1603233        | 15-1420  | 374018   | 14-0024 |         |
| 39101-73J00  | 17-0617 | 39211-BC50J# | 15-1634 | 39241-64J26  | 13-0227 | 39101-63Y15* | 15-1275 | 1603234        | 15-1506A | 374027   | 16-1008 |         |
| 39101-73J00* | 15-1164 | 39211-BC625# | 15-1667 | 39241-64J27  | 13-0227 | 39211-60Y10# | 15-1275 | 1603249        | 13-0303  | 374042   | 17-0477 |         |
| 39101-73J05  | 17-0617 | 39211-BM526# | 15-1647 | 39241-64J28  | 13-0182 | 39241-01E29  | 13-0201 | 1603251#       | 15-1439  | 374046   | 17-0477 |         |
| 39101-73J20  | 17-0619 | 39211-BM527# | 15-1476 | 39241-64J28  | 13-0201 | 39241-0M625  | 13-0201 | 1603259        | 13-0312  | 374049   | 15-1008 |         |
| 39101-73J20* | 15-1165 | 39211-BM726# | 15-1475 | 39241-64J29  | 13-0182 | 39241-64J28  | 13-0201 | 1603259        | 13-0463  | 374050   | 13-0011 |         |
| 39101-73N00* | 15-1323 | 39211-BM727# | 15-1694 | 39241-64J29  | 13-0201 | 39241-64J29  | 13-0201 | 1603261        | 15-1452  | 374061   | 15-1008 |         |
| 39101-73N01* | 15-1323 | 39211-BU125# | 15-1509 | 39241-71J25  | 13-0143 |              |         |                |          |          |         |         |
| 39101-74N00* | 15-1312 | 39211-JD72B# | 15-1698 | 39241-71J25  | 13-0242 |              |         |                |          |          |         |         |

\*=OE Semiassa/ Driveshaft/ Trasmissione/ Achswelle/ Semieje  
 #=OE Giunto senza KIT/ CVJ w/o KIT/ Joint sans Kit/ Gelenk Ohne Satz/ Junta sin Kit



CROSS REFERENCES LIST

| Ad. OE      | METELLI ref.    | Ad. OE  | METELLI ref.   | Ad. OE   | METELLI ref.    | Ad. OE          | METELLI ref.    | Ad. OE   | METELLI ref.    | Ad. OE         | METELLI ref.   |
|-------------|-----------------|---------|----------------|----------|-----------------|-----------------|-----------------|----------|-----------------|----------------|----------------|
| <b>OPEL</b> |                 | 374322  | <b>17-0555</b> | 4710013  | <b>15-1724</b>  | 90539771        | <b>17-0721</b>  | 374078   | <b>15-1029</b>  | 93850891       | <b>17-0850</b> |
|             |                 | 374323  | <b>17-0350</b> | 4710017  | <b>15-1724</b>  | 90539783        | <b>17-0722</b>  | 374092   | <b>15-1029</b>  | 93852699       | <b>17-0196</b> |
|             |                 | 374324  | <b>17-0351</b> | 4710021  | <b>15-1723</b>  | 9117408         | <b>17-0555</b>  | 374094   | <b>13-0007</b>  |                |                |
|             |                 | 374327  | <b>17-0721</b> | 4710837  | <b>13-0522</b>  | 9117409         | <b>17-0350</b>  | 374094   | <b>13-0028</b>  |                |                |
| 374066      | <b>15-1007</b>  | 374328  | <b>17-0722</b> | 4710952  | <b>13-0523</b>  | 9117410         | <b>17-0351</b>  | 374101   | <b>13-0007</b>  | <b>PEUGEOT</b> |                |
| 374068      | <b>15-1390</b>  | 374346  | <b>15-1290</b> | 4711022  | <b>15-1723</b>  | 9117413         | <b>17-0721</b>  | 374212   | <b>13-0009</b>  |                |                |
| 374077      | <b>17-0621</b>  | 374351  | <b>15-1412</b> | 4804569* | <b>15-1666</b>  | 9117414         | <b>17-0722</b>  | 374218   | <b>15-1116</b>  |                |                |
| 374077*     | <b>15-1029</b>  | 374368  | <b>15-1400</b> | 4804570* | <b>15-1666</b>  | 9186552*        | <b>15-1420</b>  | 374262   | <b>15-1289A</b> |                |                |
| 374078      | <b>17-0622</b>  | 374370  | <b>17-0766</b> | 4804592  | <b>15-1666</b>  | 9186553*        | <b>15-1420</b>  | 374368   | <b>15-1400</b>  | 3272.00        | <b>17-0006</b> |
| 374078*     | <b>15-1029</b>  | 374371  | <b>17-0765</b> | 4804593  | <b>13-0442</b>  | 93173410        | <b>15-1506A</b> | 374370   | <b>17-0766</b>  | 3272.00*       | <b>15-1063</b> |
| 374091      | <b>16-1026</b>  | 374372  | <b>17-0766</b> | 7837456  | <b>17-0621</b>  | 93180022        | <b>13-0463</b>  | 374372   | <b>17-0766</b>  | 3272.01        | <b>17-0021</b> |
| 374092*     | <b>15-1029</b>  | 374373  | <b>17-0765</b> | 7837457  | <b>17-0622</b>  | 93182542        | <b>13-0312</b>  | 374377   | <b>15-1437</b>  | 3272.02        | <b>17-0101</b> |
| 374094      | <b>13-0007</b>  | 374375  | <b>17-0767</b> | 7839612  | <b>13-0028</b>  | 93182542        | <b>13-0463</b>  | 374403   | <b>15-1451</b>  | 3272.02*       | <b>15-1177</b> |
| 374094      | <b>13-0028</b>  | 374377# | <b>15-1437</b> | 7839614  | <b>16-1026</b>  | 93182571        | <b>15-1613</b>  | 4401720  | <b>15-1713</b>  | 3272.06*       | <b>15-1259</b> |
| 374099      | <b>16-1006</b>  | 374387* | <b>15-1618</b> | 90095159 | <b>16-1008</b>  | 93187468        | <b>15-1452</b>  | 4401720  | <b>17-0411</b>  | 3272.09        | <b>17-0556</b> |
| 374100      | <b>16-1006</b>  | 374403* | <b>15-1451</b> | 90125875 | <b>15-1008</b>  | 93190188        | <b>13-0392</b>  | 4401720* | <b>15-1453</b>  | 3272.09*       | <b>15-1177</b> |
| 374101      | <b>13-0007</b>  | 374410* | <b>15-1618</b> | 90142329 | <b>16-1006</b>  | 93190188        | <b>15-1592</b>  | 4401721  | <b>17-0409</b>  | 3272.0C        | <b>17-0558</b> |
| 374126      | <b>15-1052</b>  | 374413  | <b>17-0768</b> | 90147008 | <b>15-1008</b>  | 93190193#       | <b>15-1593</b>  | 4401946  | <b>17-1027</b>  | 3272.0E*       | <b>15-1571</b> |
| 374137      | <b>17-0624</b>  | 374423  | <b>15-1391</b> | 90157131 | <b>15-1007</b>  | 93190194        | <b>13-0393</b>  | 4403476  | <b>13-0313</b>  | 3272.0F        | <b>17-0166</b> |
| 374144      | <b>17-0272</b>  | 374466  | <b>17-0769</b> | 90199039 | <b>16-1006</b>  | 96391553        | <b>13-0442</b>  | 4403476  | <b>13-0484</b>  | 3272.0G        | <b>17-0166</b> |
| 374145      | <b>17-0271</b>  | 374468  | <b>17-0770</b> | 90235271 | <b>15-1052</b>  |                 |                 | 4403476  | <b>13-0485</b>  | 3272.10        | <b>17-0058</b> |
| 374147      | <b>15-1057</b>  | 374471* | <b>15-1420</b> | 90297728 | <b>16-1016</b>  |                 |                 | 4403476  | <b>13-0486</b>  | 3272.10*       | <b>15-1177</b> |
| 374175      | <b>15-1056</b>  | 374472* | <b>15-1420</b> | 90304775 | <b>15-1057</b>  | <b>OPEL LCV</b> |                 | 4409208  | <b>17-0378</b>  | 3272.11        | <b>17-0058</b> |
| 374176      | <b>15-1051</b>  | 374473* | <b>15-1420</b> | 90334947 | <b>15-1056</b>  |                 |                 | 4409210  | <b>17-0196</b>  | 3272.11*       | <b>15-1177</b> |
| 374178      | <b>17-0275</b>  | 374474* | <b>15-1420</b> | 90334948 | <b>15-1051</b>  |                 |                 | 4413397* | <b>15-1549</b>  | 3272.12        | <b>17-0058</b> |
| 374178      | <b>17-0276</b>  | 374543  | <b>17-0913</b> | 90345303 | <b>15-1118</b>  |                 |                 | 4414516  | <b>17-0378</b>  | 3272.12*       | <b>15-1177</b> |
| 374178      | <b>17-0623</b>  | 374544  | <b>17-0891</b> | 90348317 | <b>17-0624</b>  | 1603005         | <b>13-0275</b>  | 4414517  | <b>17-0196</b>  | 3272.15        | <b>17-0017</b> |
| 374183      | <b>17-0271</b>  | 374545  | <b>17-0852</b> | 90348324 | <b>17-0271</b>  | 1603012         | <b>13-0222</b>  | 4415354  | <b>17-1030</b>  | 3272.16        | <b>17-0017</b> |
| 374183      | <b>17-0273</b>  | 374547  | <b>17-0855</b> | 90348325 | <b>17-0272</b>  | 1603188         | <b>13-0009</b>  | 4415628  | <b>17-1029</b>  | 3272.19        | <b>17-0017</b> |
| 374184      | <b>17-0272</b>  | 374548  | <b>17-0853</b> | 90350824 | <b>17-0271</b>  | 1603197         | <b>13-0012</b>  | 4416436* | <b>15-1712</b>  | 3272.1K        | <b>17-0014</b> |
| 374184      | <b>17-0274</b>  | 374591  | <b>17-0856</b> | 90350824 | <b>17-0273</b>  | 1603204         | <b>13-0012</b>  | 4416436* | <b>15-1714</b>  | 3272.1P        | <b>17-0735</b> |
| 374185      | <b>17-0361</b>  | 374601  | <b>17-0854</b> | 90350865 | <b>17-0276</b>  | 1603231         | <b>13-0010</b>  | 4417083  | <b>17-1037</b>  | 3272.1Q        | <b>17-0492</b> |
| 374188      | <b>17-0275</b>  | 374632  | <b>17-1018</b> | 90350865 | <b>17-0623</b>  | 1603232         | <b>13-0351</b>  | 4417084  | <b>17-1067</b>  | 3272.1X        | <b>17-0732</b> |
| 374188      | <b>17-0624</b>  | 374633  | <b>17-1017</b> | 90350905 | <b>17-0275</b>  | 1603232         | <b>13-0377</b>  | 4417909* | <b>15-1733</b>  | 3272.1X*       | <b>15-1455</b> |
| 374190      | <b>13-0008</b>  | 374646  | <b>15-1693</b> | 90350907 | <b>17-0272</b>  | 1603234         | <b>15-1506</b>  | 4417910* | <b>15-1733</b>  | 3272.20*       | <b>15-1063</b> |
| 374210      | <b>17-0276</b>  | 374671  | <b>15-1504</b> | 90350907 | <b>17-0274</b>  | 1603259         | <b>13-0312</b>  | 4417911* | <b>15-1733</b>  | 3272.21        | <b>17-0025</b> |
| 374211      | <b>17-0275</b>  | 374672  | <b>15-1505</b> | 90350910 | <b>17-0361</b>  | 1603261         | <b>15-1452</b>  | 4418899* | <b>15-1733</b>  | 3272.22        | <b>17-0027</b> |
| 374212      | <b>13-0009</b>  | 374790  | <b>17-1014</b> | 90444327 | <b>17-0275</b>  | 1603273         | <b>15-1504</b>  | 4430547* | <b>15-1549</b>  | 3272.2P        | <b>17-0735</b> |
| 374213      | <b>15-1118</b>  | 374791  | <b>17-1013</b> | 90444328 | <b>17-0276</b>  | 1603274         | <b>15-1505</b>  | 4502441  | <b>17-1028</b>  | 3272.2Q        | <b>17-0494</b> |
| 374218      | <b>15-1116</b>  | 374792  | <b>17-1019</b> | 90498406 | <b>15-1118</b>  | 1603275         | <b>15-1506</b>  | 7839612  | <b>13-0028</b>  | 3272.2X        | <b>17-0732</b> |
| 374221      | <b>17-0096</b>  | 374793  | <b>17-1020</b> | 90498412 | <b>15-1289A</b> | 1603276         | <b>13-0349</b>  | 9109720  | <b>17-0411</b>  | 3272.35        | <b>17-0177</b> |
| 374221      | <b>17-0280</b>  | 374842  | <b>15-1690</b> | 90511247 | <b>17-0273</b>  | 1603277         | <b>13-0312</b>  | 9109721  | <b>17-0409</b>  | 3272.35*       | <b>15-1180</b> |
| 374222      | <b>17-0095</b>  | 374843  | <b>15-1506</b> | 90511248 | <b>17-0274</b>  | 1603277         | <b>13-0350</b>  | 9109946  | <b>17-1027</b>  | 3272.38        | <b>17-0175</b> |
| 374222      | <b>17-0279</b>  | 374871  | <b>15-1737</b> | 90511255 | <b>17-0273</b>  | 1603278         | <b>13-0351</b>  | 91166707 | <b>17-0378</b>  | 3272.39        | <b>17-0175</b> |
| 374229      | <b>17-0275</b>  | 414204  | <b>16-1016</b> | 90511447 | <b>17-0775</b>  | 1603405         | <b>15-1592</b>  | 91166708 | <b>17-0196</b>  | 3272.3C        | <b>17-0381</b> |
| 374230      | <b>17-0276</b>  | 4700644 | <b>15-1394</b> | 90512386 | <b>17-0348</b>  | 1603406         | <b>13-0392</b>  | 91168794 | <b>17-0378</b>  | 3272.3C*       | <b>15-1382</b> |
| 374235      | <b>17-0273</b>  | 4701110 | <b>15-1394</b> | 90512387 | <b>17-0720</b>  | 1603406         | <b>15-1592</b>  | 91168795 | <b>17-0196</b>  | 3272.3K        | <b>17-0019</b> |
| 374236      | <b>17-0274</b>  | 4705279 | <b>13-0270</b> | 90512983 | <b>17-0349</b>  | 24430493        | <b>17-0483</b>  | 9198695  | <b>17-1028</b>  | 3272.3L        | <b>17-0381</b> |
| 374262      | <b>15-1289A</b> | 4707430 | <b>13-0380</b> | 90538427 | <b>15-1287</b>  | 24430495        | <b>17-0484</b>  | 93182542 | <b>13-0312</b>  | 3272.3Q        | <b>17-0494</b> |
| 374263      | <b>15-1118</b>  | 4707438 | <b>15-1555</b> | 90538595 | <b>15-1289</b>  | 26067603        | <b>13-0275</b>  | 93187468 | <b>15-1452</b>  | 3272.40        | <b>17-0177</b> |
| 374317      | <b>17-0723</b>  | 4707990 | <b>13-0270</b> | 90538603 | <b>17-0555</b>  | 374002          | <b>15-1287</b>  | 93190188 | <b>13-0392</b>  | 3272.44        | <b>17-0100</b> |
| 374318      | <b>17-0724</b>  | 4707990 | <b>13-0447</b> | 90538604 | <b>17-0350</b>  | 374003          | <b>15-1289</b>  | 93190188 | <b>15-1592</b>  | 3272.45        | <b>17-0100</b> |
| 374321      | <b>17-0554</b>  | 4707991 | <b>15-1672</b> | 90538605 | <b>17-0351</b>  | 374077          | <b>15-1029</b>  | 93850890 | <b>17-0851</b>  | 3272.4C        | <b>17-0381</b> |



| PEUGEOT  |         | 3272.CQ* | 15-1629 | 3272.N1* | 15-1264 | 3273.30  | 17-0027 | 3273.88  | 17-0018 | 3273.J1  | 17-0022 |
|----------|---------|----------|---------|----------|---------|----------|---------|----------|---------|----------|---------|
|          |         | 3272.CS  | 17-1025 | 3272.NR* | 15-1729 | 3273.31  | 17-0796 | 3273.89  | 17-0007 | 3273.J6* | 15-1182 |
|          |         | 3272.CS* | 15-1568 | 3272.P5  | 17-0140 | 3273.3L  | 17-0382 | 3273.89* | 15-1063 | 3273.J9* | 15-1182 |
| 3272.4Q  | 17-0488 | 3272.CT  | 17-1025 | 3272.PR* | 15-1729 | 3273.3M  | 17-0382 | 3273.90  | 17-0026 | 3273.JR  | 17-0921 |
| 3272.4R  | 17-0062 | 3272.E0* | 15-1139 | 3272.PZ* | 15-1675 | 3273.3Q* | 15-1546 | 3273.91  | 17-0028 | 3273.JR* | 15-1528 |
| 3272.51  | 17-0014 | 3272.E1  | 17-0166 | 3272.QF* | 15-1711 | 3273.3X  | 17-0380 | 3273.98  | 17-0101 | 3273.JS  | 17-0858 |
| 3272.54  | 17-0004 | 3272.E2* | 15-1139 | 3272.R3  | 17-0019 | 3273.3Y  | 17-0380 | 3273.A6  | 17-0176 | 3273.JS* | 15-1515 |
| 3272.55  | 17-0130 | 3272.E3* | 15-1216 | 3272.RL  | 17-0831 | 3273.48  | 17-0025 | 3273.A6* | 15-1180 | 3273.K1* | 15-1179 |
| 3272.56  | 17-0131 | 3272.E4* | 15-1206 | 3272.S2  | 17-0285 | 3273.49  | 17-0025 | 3273.A9  | 17-0174 | 3273.K4  | 17-0024 |
| 3272.5C  | 17-0385 | 3272.E5* | 15-1175 | 3272.S3  | 17-0288 | 3273.4Y  | 17-0561 | 3273.AC  | 17-0731 | 3273.K5  | 17-0024 |
| 3272.5K  | 17-0006 | 3272.F5  | 17-0556 | 3272.S5  | 17-0283 | 3273.4Z  | 17-0561 | 3273.AC* | 15-1455 | 3273.K6  | 17-0167 |
| 3272.5P  | 17-0736 | 3272.F5* | 15-1142 | 3272.S5* | 15-1282 | 3273.51  | 17-0026 | 3273.AE  | 17-0731 | 3273.KJ* | 15-1649 |
| 3272.5P* | 15-1468 | 3272.F6  | 17-0164 | 3272.S6  | 17-0287 | 3273.52  | 17-0026 | 3273.AH  | 17-0729 | 3273.KL* | 15-1456 |
| 3272.5Q  | 17-0488 | 3272.F6* | 15-1216 | 3272.S6* | 15-1292 | 3273.54  | 17-0027 | 3273.AH* | 15-1456 | 3273.KP* | 15-1456 |
| 3272.5X  | 17-0728 | 3272.F8  | 17-0164 | 3272.T2  | 17-0062 | 3273.55  | 17-0007 | 3273.AJ  | 17-0729 | 3273.KR* | 15-1585 |
| 3272.5X* | 15-1456 | 3272.F8* | 17-0164 | 3272.T3  | 17-0068 | 3273.55* | 15-1063 | 3273.AL  | 17-0563 | 3273.L1  | 17-0565 |
| 3272.60  | 17-0177 | 3272.FT* | 15-1496 | 3272.T3* | 15-1711 | 3273.57  | 17-0028 | 3273.AL* | 15-1572 | 3273.L1* | 15-1216 |
| 3272.60* | 15-1264 | 3272.G1  | 17-0146 | 3272.TH* | 17-0144 | 3273.57  | 17-0028 | 3273.AL* | 15-1572 | 3273.L1* | 15-1216 |
| 3272.61  | 17-0166 | 3272.G1* | 15-1469 | 3272.V0  | 17-0144 | 3273.58  | 17-0028 | 3273.AN  | 17-0563 | 3273.L2* | 15-1139 |
| 3272.65  | 17-0007 | 3272.GE* | 15-1469 | 3272.V7  | 17-0144 | 3273.58  | 17-0028 | 3273.AQ  | 17-0389 | 3273.L3  | 17-0565 |
| 3272.6C  | 17-0385 | 3272.GG* | 15-1469 | 3272.VP* | 15-1729 | 3273.5K  | 17-0015 | 3273.AQ  | 17-0389 | 3273.L3  | 17-0565 |
| 3272.6E  | 17-0379 | 3272.GJ* | 15-1719 | 3272.VP* | 15-1729 | 3273.5L  | 17-0015 | 3273.C0  | 17-0174 | 3273.L4  | 17-0059 |
| 3272.6P  | 17-0736 | 3272.GL  | 17-1023 | 3272.W2  | 17-0072 | 3273.5R  | 17-0007 | 3273.C1  | 17-0176 | 3273.L4* | 15-1139 |
| 3272.6X  | 17-0728 | 3272.GL* | 15-1470 | 3272.WV* | 15-1675 | 3273.63  | 17-0015 | 3273.C3  | 17-0101 | 3273.L5* | 15-1206 |
| 3272.75  | 17-0062 | 3272.GN  | 17-1023 | 3272.WX* | 15-1711 | 3273.64  | 17-0007 | 3273.C4  | 17-0101 | 3273.L7  | 17-0165 |
| 3272.77  | 17-0068 | 3272.GY  | 17-0831 | 3272.X9  | 17-0146 | 3273.64* | 15-1063 | 3273.C5  | 17-0167 | 3273.L7  | 17-0565 |
| 3272.7E  | 17-0379 | 3272.GY* | 15-1546 | 3272.XJ* | 15-1720 | 3273.65  | 17-0007 | 3273.C6  | 17-0176 | 3273.LJ* | 15-1719 |
| 3272.83  | 17-0064 | 3272.H3  | 17-0556 | 3272.Y0  | 17-0387 | 3273.65* | 15-1063 | 3273.C9  | 17-0015 | 3273.LQ* | 15-1675 |
| 3272.83* | 15-1208 | 3272.H6  | 17-0070 | 3272.Y1  | 17-0387 | 3273.66  | 17-0006 | 3273.CQ* | 15-1629 | 3273.N2  | 17-0557 |
| 3272.84  | 17-0064 | 3272.H7  | 17-0068 | 3272.Y9  | 17-0391 | 3273.66* | 15-1063 | 3273.CS  | 17-1026 | 3273.N2* | 15-1142 |
| 3272.87  | 17-0177 | 3272.H8  | 17-0062 | 3272.YE  | 17-0393 | 3273.67* | 15-1063 | 3273.CS* | 15-1568 | 3273.N7  | 17-0147 |
| 3272.8E  | 17-0383 | 3272.H9  | 17-0070 | 3272.YH* | 15-1636 | 3273.69  | 17-0015 | 3273.CT  | 17-1026 | 3273.NR* | 15-1729 |
| 3272.8N  | 17-0733 | 3272.HP* | 15-1499 | 3272.Z0  | 17-0393 | 3273.69* | 15-1063 | 3273.CY* | 15-1496 | 3273.P7  | 17-0557 |
| 3272.8Q  | 17-0486 | 3272.HR* | 15-1498 | 3273.06  | 17-0145 | 3273.6T  | 17-0734 | 3273.E1* | 15-1263 | 3273.Q0  | 17-0796 |
| 3272.8W  | 17-0730 | 3272.HW* | 15-1500 | 3273.0K  | 17-0015 | 3273.6V  | 17-0734 | 3273.E2  | 17-0005 | 3273.Q1  | 17-0069 |
| 3272.8W* | 15-1455 | 3272.J9  | 17-0175 | 3273.0L  | 17-0147 | 3273.6Y  | 17-0737 | 3273.E3  | 17-0131 | 3273.Q2  | 17-0063 |
| 3272.90  | 17-0175 | 3272.J9* | 17-0175 | 3273.0M  | 17-0388 | 3273.6Y* | 15-1468 | 3273.E4  | 17-0015 | 3273.Q3  | 17-0065 |
| 3272.98* | 15-1182 | 3272.JP* | 15-1719 | 3273.0N  | 17-0390 | 3273.6Z  | 17-0737 | 3273.E6  | 17-0167 | 3273.QK* | 15-1675 |
| 3272.9C* | 15-1546 | 3272.JY  | 17-0920 | 3273.0P  | 17-0390 | 3273.71  | 17-0022 | 3273.E6* | 15-1175 | 3273.QQ* | 15-1711 |
| 3272.9E  | 17-0383 | 3272.JY* | 15-1528 | 3273.0Y  | 17-0392 | 3273.71* | 15-1177 | 3273.E9  | 17-0167 | 3273.R5  | 17-0067 |
| 3272.9N  | 17-0733 | 3272.JZ  | 17-0857 | 3273.0Y* | 15-1569 | 3273.75* | 15-1259 | 3273.EG* | 15-1469 | 3273.R8  | 17-0067 |
| 3272.9P  | 17-0492 | 3272.K1  | 15-1515 | 3273.0Z  | 17-0392 | 3273.77  | 17-0565 | 3273.FC* | 15-1719 | 3273.R9  | 17-0067 |
| 3272.9Q  | 17-0486 | 3272.K4  | 17-0072 | 3273.15  | 17-0145 | 3273.78  | 17-0557 | 3273.G1  | 17-0063 | 3273.S1  | 17-0145 |
| 3272.9W  | 17-0730 | 3272.K5  | 17-0066 | 3273.17  | 17-0023 | 3273.78* | 15-1142 | 3273.G3  | 17-0069 | 3273.S2  | 17-0143 |
| 3272.A1* | 15-1182 | 3272.K7  | 17-0144 | 3273.17* | 15-1015 | 3273.79  | 17-0059 | 3273.G9  | 17-0065 | 3273.S4  | 17-0143 |
| 3272.A8  | 17-0023 | 3272.K8  | 17-0144 | 3273.18  | 17-0023 | 3273.79* | 15-1177 | 3273.G9* | 15-1208 | 3273.T3  | 17-0139 |
| 3272.AA  | 17-0560 | 3272.K8* | 17-0142 | 3273.18* | 15-1015 | 3273.7F  | 17-0493 | 3273.GC  | 17-1024 | 3273.T4  | 17-0139 |
| 3272.AC  | 17-0560 | 3272.KW* | 15-1560 | 3273.1H  | 17-0167 | 3273.7G  | 17-0493 | 3273.GC* | 15-1470 | 3273.T6* | 15-1180 |
| 3272.AE  | 17-0562 | 3272.KY* | 15-1456 | 3273.1J  | 17-0167 | 3273.7H  | 17-0495 | 3273.GE  | 17-1024 | 3273.TF  | 17-0832 |
| 3272.AE* | 15-1572 | 3272.L0  | 17-0142 | 3273.1J* | 15-1571 | 3273.7J  | 17-0495 | 3273.GQ  | 17-0832 | 3273.TT* | 15-1711 |
| 3272.AF  | 17-0562 | 3272.L1  | 17-0140 | 3273.20* | 15-1015 | 3273.7K  | 17-0489 | 3273.GQ* | 15-1546 | 3273.V7  | 17-0141 |
| 3272.AH* | 15-1569 | 3272.L3  | 17-0167 | 3273.21* | 15-1015 | 3273.7L  | 17-0489 | 3273.H0  | 17-0065 | 3273.W0  | 17-0141 |
| 3272.CO  | 17-0023 | 3272.L9  | 17-0138 | 3273.23  | 17-0616 | 3273.7Q  | 17-0487 | 3273.H4  | 17-0174 | 3273.WA* | 15-1729 |
| 3272.C2  | 17-0558 | 3272.LA* | 15-1456 | 3273.23* | 15-1015 | 3273.7R  | 17-0487 | 3273.H5  | 17-0176 | 3273.XP* | 15-1675 |
| 3272.C7* | 15-1176 | 3272.LE* | 15-1585 | 3273.24  | 17-0616 | 3273.80  | 17-0565 | 3273.H8  | 17-0174 | 3273.XR* | 15-1711 |
| 3272.C9  | 17-0558 | 3272.LG* | 15-1585 | 3273.24* | 15-1015 | 3273.81  | 17-0059 | 3273.H9  | 17-0028 | 3273.Y7  | 17-0286 |
|          |         | 3272.LT* | 15-1675 | 3273.26  | 17-0028 | 3273.81* | 15-1177 | 3273.HF* | 15-1499 | 3273.Y7* | 15-1282 |
|          |         | 3272.M0  | 17-0138 | 3273.27  | 17-0028 | 3273.84  | 17-0018 | 3273.HH* | 15-1498 | 3273.Y9  | 17-0286 |
|          |         | 3272.NO* | 15-1180 | 3273.29  | 17-0027 | 3273.85  | 17-0018 | 3273.HN* | 15-1500 | 3273.Y9* | 15-1292 |



| Ad. OE         | METELLI ref.   | Ad. OE             | METELLI ref.   | Ad. OE   | METELLI ref.   | Ad. OE   | METELLI ref.   | Ad. OE          | METELLI ref.   | Ad. OE         | METELLI ref.   |
|----------------|----------------|--------------------|----------------|----------|----------------|----------|----------------|-----------------|----------------|----------------|----------------|
| <b>PEUGEOT</b> |                | 9619947688*        | <b>15-1222</b> | 3272.LE* | <b>15-1585</b> | 3273.GQ* | <b>15-1546</b> | 3293.E2         | <b>13-0527</b> | <b>PROTON</b>  |                |
|                |                | 9621456388*        | <b>15-1222</b> | 3272.LG* | <b>15-1585</b> | 3273.H1  | <b>17-0129</b> | 3293.E3         | <b>13-0489</b> |                |                |
|                |                | 9621456488*        | <b>15-1222</b> | 3272.LW* | <b>15-1675</b> | 3273.JY  | <b>17-0806</b> | 3293.F1         | <b>13-0420</b> |                |                |
|                |                | 9630767280         | <b>17-0382</b> | 3272.LX* | <b>15-1675</b> | 3273.K2  | <b>17-0136</b> | 3293.F2         | <b>13-0428</b> |                |                |
| 3273.YC*       | <b>15-1720</b> | 9630767880         | <b>17-0385</b> | 3272.M0  | <b>17-0138</b> | 3273.K3  | <b>17-0137</b> | 9464383780      | <b>13-0022</b> | 2081207        | <b>15-1215</b> |
| 3273.Z0        | <b>17-0292</b> | 9636786780         | <b>17-0728</b> | 3272.NP* | <b>15-1636</b> | 3273.K7  | <b>17-0079</b> | 9464383788      | <b>13-0022</b> | 49507-21000*   | <b>15-1026</b> |
| 3273.Z4        | <b>17-0063</b> | 9636786880         | <b>17-0729</b> | 3272.NQ* | <b>15-1636</b> | 3273.KR* | <b>15-1585</b> | 9559529280      | <b>17-0082</b> | 49508-21000*   | <b>15-1026</b> |
| 3273.Z5        | <b>17-0069</b> | 9637117780         | <b>17-0732</b> | 3272.P5  | <b>17-0140</b> | 3273.LP* | <b>15-1675</b> | 9559529480      | <b>17-0083</b> | MB176865*      | <b>15-1026</b> |
| 3273.ZA*       | <b>15-1636</b> | 9637117880         | <b>17-0731</b> | 3272.PG* | <b>15-1726</b> | 3273.LR* | <b>15-1675</b> | 95606802*       | <b>15-1020</b> | MB297343*      | <b>15-1047</b> |
| 3274.63        | <b>17-0097</b> | 9645248980*        | <b>15-1494</b> | 3272.PZ* | <b>15-1675</b> | 3273.N4  | <b>17-0129</b> | 95606803*       | <b>15-1020</b> | MB297344*      | <b>15-1047</b> |
| 3274.64        | <b>17-0097</b> | 9664862080         | <b>13-0342</b> | 3272.PA* | <b>15-1717</b> | 3273.N4* | <b>15-1020</b> | 95606804*       | <b>15-1020</b> | MB297346*      | <b>15-1047</b> |
| 3274.79        | <b>17-0024</b> |                    |                | 3272.PC* | <b>15-1717</b> | 3273.NP* | <b>15-1636</b> | 9564478680      | <b>13-0022</b> | MB297347*      | <b>15-1047</b> |
| 3274.79*       | <b>15-1015</b> |                    |                | 3272.PE* | <b>15-1718</b> | 3273.NQ* | <b>15-1636</b> | 9564478780      | <b>13-0109</b> | MB297348*      | <b>15-1047</b> |
| 3274.80        | <b>17-0024</b> | <b>PEUGEOT LCV</b> |                | 3272.PF* | <b>15-1718</b> | 3273.PP* | <b>15-1726</b> | 95646292*       | <b>15-1020</b> | MB397343*      | <b>15-1047</b> |
| 3274.80*       | <b>15-1015</b> |                    |                | 3272.PQ* | <b>15-1718</b> | 3273.Q5  | <b>17-0085</b> | 9566722180*     | <b>15-1120</b> | MB397345*      | <b>15-1047</b> |
| 3274.82        | <b>17-0023</b> |                    |                | 3272.SS* | <b>15-1718</b> | 3273.Q6  | <b>17-0087</b> | 9566722380*     | <b>15-1132</b> | MB526063*      | <b>15-1047</b> |
| 3274.82*       | <b>15-1015</b> |                    |                | 3272.SJ* | <b>15-1637</b> | 3273.Q6  | <b>17-0816</b> | 95669097        | <b>13-0022</b> | MB526064*      | <b>15-1047</b> |
| 3274.83        | <b>17-0023</b> | 1463105080         | <b>17-0084</b> | 3272.SL* | <b>15-1740</b> | 3273.Q7  | <b>17-0159</b> | 9567582280*     | <b>15-1236</b> | MB526066*      | <b>15-1047</b> |
| 3274.83*       | <b>15-1015</b> | 1463107080         | <b>17-0086</b> | 3272.V0  | <b>17-0144</b> | 3273.QK* | <b>15-1675</b> | 9607411180      | <b>17-0082</b> | MB526067*      | <b>15-1047</b> |
| 3274.85*       | <b>15-1015</b> | 1463108080         | <b>17-0087</b> | 3272.V3  | <b>17-0160</b> | 3273.R2  | <b>17-0161</b> | 9607411480      | <b>17-0083</b> | MB526581*      | <b>15-1047</b> |
| 3274.86*       | <b>15-1015</b> | 1491239080         | <b>17-0086</b> | 3272.V4  | <b>17-0158</b> | 3273.R3  | <b>17-0161</b> | 9617303280      | <b>17-0082</b> | MB526582*      | <b>15-1047</b> |
| 3274.92        | <b>17-0016</b> | 1491240080         | <b>17-0087</b> | 3272.V5  | <b>17-0158</b> | 3273.S1  | <b>17-0145</b> | 9617408188*     | <b>15-1224</b> | MB526583*      | <b>15-1047</b> |
| 3274.93        | <b>17-0016</b> | 1607113380         | <b>15-1718</b> | 3272.V7  | <b>17-0144</b> | 3273.S2  | <b>17-0143</b> | 9617408288*     | <b>15-1224</b> | MB526853*      | <b>15-1047</b> |
| 3274.96        | <b>17-0098</b> | 1607735380*        | <b>15-1740</b> | 3272.Y3* | <b>15-1302</b> | 3273.S4  | <b>17-0143</b> | 96184033*       | <b>15-1020</b> | MB526854*      | <b>15-1047</b> |
| 3274.97        | <b>17-0098</b> | 1607740880         | <b>13-0488</b> | 3272.Y4  | <b>17-0136</b> | 3273.SZ* | <b>15-1648</b> | 9619947580*     | <b>15-1222</b> | MB620166*      | <b>15-1047</b> |
| 3293.02        | <b>13-0506</b> | 1607740980         | <b>13-0527</b> | 3272.Y7  | <b>17-0132</b> | 3273.T3  | <b>17-0139</b> | 9619947588*     | <b>15-1222</b> | MB620170*      | <b>15-1047</b> |
| 3293.03        | <b>13-0203</b> | 1607741080         | <b>13-0489</b> | 3272.Y8  | <b>17-0132</b> | 3273.T4  | <b>17-0139</b> | 9619947680*     | <b>15-1222</b> | MB896525*      | <b>15-1332</b> |
| 3293.03        | <b>13-0504</b> | 1608754080         | <b>13-0542</b> | 3272.Z2  | <b>17-0134</b> | 3273.TC* | <b>15-1740</b> | 9619947688*     | <b>15-1222</b> | MB896526*      | <b>15-1332</b> |
| 3293.06        | <b>13-0375</b> | 1608901980*        | <b>15-1740</b> | 3272.Z7* | <b>15-1446</b> | 3273.V7  | <b>17-0141</b> | 9621456388*     | <b>15-1222</b> | MB896742*      | <b>15-1215</b> |
| 3293.17        | <b>13-0116</b> | 3272.00*           | <b>15-1063</b> | 3273.06  | <b>17-0145</b> | 3273.W0  | <b>17-0141</b> | 9621456488*     | <b>15-1222</b> | MB937965*      | <b>15-1322</b> |
| 3293.19        | <b>13-0491</b> | 3272.1N            | <b>17-0136</b> | 3273.09  | <b>17-0161</b> | 3273.PJ* | <b>15-1717</b> |                 |                | MB937996*      | <b>15-1332</b> |
| 3293.20        | <b>13-0264</b> | 3272.20*           | <b>15-1063</b> | 3273.0W  | <b>17-0133</b> | 3273.PK* | <b>15-1717</b> |                 |                | MR111854*      | <b>15-1332</b> |
| 3293.20        | <b>13-0315</b> | 3272.48            | <b>17-0082</b> | 3273.0X  | <b>17-0133</b> | 3273.PL* | <b>15-1718</b> | <b>PLYMOUTH</b> |                |                |                |
| 3293.20        | <b>13-0429</b> | 3272.6W*           | <b>15-1558</b> | 3273.10  | <b>17-0159</b> | 3273.PN* | <b>15-1718</b> |                 |                |                |                |
| 3293.31        | <b>13-0054</b> | 3272.9C*           | <b>15-1546</b> | 3273.13  | <b>17-0159</b> | 3273.PX* | <b>15-1718</b> |                 |                |                |                |
| 3293.31        | <b>13-0511</b> | 3272.A4            | <b>17-0136</b> | 3273.15  | <b>17-0145</b> | 3274.77  | <b>17-0082</b> |                 |                |                |                |
| 3293.31        | <b>13-0518</b> | 3272.A6            | <b>17-0136</b> | 3273.3Q* | <b>15-1546</b> | 3274.77* | <b>15-1020</b> | Velcon: 326300  | <b>15-1356</b> |                |                |
| 3293.35        | <b>13-0510</b> | 3272.A9            | <b>17-0078</b> | 3273.55* | <b>15-1063</b> | 3274.78  | <b>17-0083</b> |                 |                |                |                |
| 3293.74        | <b>13-0019</b> | 3272.C3            | <b>17-0078</b> | 3273.5V  | <b>17-0161</b> | 3274.78  | <b>17-0129</b> |                 |                |                |                |
| 3293.83        | <b>13-0116</b> | 3272.FP*           | <b>15-1446</b> | 3273.60  | <b>17-0129</b> | 3274.78* | <b>15-1020</b> |                 |                |                |                |
| 3293.91        | <b>13-0146</b> | 3272.GY*           | <b>15-1546</b> | 3273.60* | <b>15-1020</b> | 3293.03  | <b>13-0203</b> |                 |                |                |                |
| 3293.95        | <b>13-0147</b> | 3272.H2            | <b>17-0083</b> | 3273.62  | <b>17-0129</b> | 3293.03  | <b>13-0308</b> |                 |                |                |                |
| 3293.96        | <b>13-0116</b> | 3272.J0            | <b>17-0084</b> | 3273.64* | <b>15-1063</b> | 3293.03  | <b>13-0504</b> |                 |                |                |                |
| 3293.A9        | <b>13-0345</b> | 3272.J1            | <b>17-0086</b> | 3273.65* | <b>15-1063</b> | 3293.03  | <b>13-0509</b> | 7837075         | <b>15-1235</b> | 39241-0001R    | <b>13-0471</b> |
| 3293.C1        | <b>13-0382</b> | 3272.J1            | <b>17-0815</b> | 3273.66* | <b>15-1063</b> | 3293.06  | <b>13-0375</b> | 7842037         | <b>15-1235</b> | 60 01 542 122  | <b>17-0112</b> |
| 3293.C2        | <b>13-0429</b> | 3272.J2            | <b>17-0158</b> | 3273.67* | <b>15-1063</b> | 3293.16  | <b>13-0022</b> | 7843919         | <b>15-1235</b> | 60 01 547 699  | <b>13-0207</b> |
| 3293.C6        | <b>13-0490</b> | 3272.J7            | <b>17-0160</b> | 3273.69* | <b>15-1063</b> | 3293.31  | <b>13-0054</b> | 7845024         | <b>15-1235</b> | 60 01 548 720* | <b>15-1501</b> |
| 3293.C7        | <b>13-0483</b> | 3272.J8            | <b>17-0160</b> | 3273.6R  | <b>17-0083</b> | 3293.31  | <b>13-0511</b> | 90157131        | <b>15-1007</b> | 77 00 100 065  | <b>17-0569</b> |
| 9617408188*    | <b>15-1224</b> | 3272.K7            | <b>17-0144</b> | 3273.6R  | <b>17-0129</b> | 3293.42  | <b>13-0022</b> |                 |                | 77 00 100 066  | <b>17-0571</b> |
| 9617408288*    | <b>15-1224</b> | 3272.K8            | <b>17-0142</b> | 3273.89* | <b>15-1063</b> | 3293.97  | <b>13-0022</b> |                 |                | 77 00 100 067  | <b>17-0570</b> |
| 9619947580*    | <b>15-1222</b> | 3272.L0            | <b>17-0142</b> | 3273.9Z* | <b>15-1558</b> | 3293.A2  | <b>13-0502</b> |                 |                | 77 00 100 068  | <b>17-0572</b> |
| 9619947588*    | <b>15-1222</b> | 3272.L1            | <b>17-0140</b> | 3273.C7  | <b>17-0129</b> | 3293.C7  | <b>13-0419</b> |                 |                | 77 00 100 069  | <b>17-0573</b> |
| 9619947680*    | <b>15-1222</b> | 3272.L9            | <b>17-0138</b> | 3273.C7* | <b>15-1020</b> | 3293.E1  | <b>13-0488</b> |                 |                | 77 00 101 678  | <b>17-0570</b> |

| RENAULT        |         | 77 01 209 242  | 13-0346 | 77 01 349 913  | 17-0029 | 77 01 351 701  | 17-0033 | 77 01 352 881  | 17-0403 | 77 11 130 028  | 17-0300 |
|----------------|---------|----------------|---------|----------------|---------|----------------|---------|----------------|---------|----------------|---------|
|                |         | 77 01 209 242  | 13-0347 | 77 01 349 914  | 17-0034 | 77 01 351 801  | 17-0033 | 77 01 352 882  | 17-0402 | 77 11 134 407* | 15-1632 |
|                |         | 77 01 209 244  | 13-0446 | 77 01 349 921  | 17-0050 | 77 01 351 806  | 17-0029 | 77 01 352 907  | 17-0573 | 77 11 134 459  | 17-0430 |
| 77 00 101 679  | 17-0572 | 77 01 209 246  | 13-0363 | 77 01 349 923  | 17-0033 | 77 01 351 807  | 17-0030 | 77 01 354 993  | 17-0589 | 77 11 134 777* | 15-1522 |
| 77 00 101 680  | 17-0569 | 77 01 209 246  | 13-0496 | 77 01 349 938  | 17-0029 | 77 01 351 841  | 17-0628 | 77 01 394 697  | 17-0107 | 77 11 134 778* | 15-1522 |
| 77 00 101 681  | 17-0571 | 77 01 209 248  | 13-0512 | 77 01 349 938* | 15-1204 | 77 01 351 948  | 17-0311 | 77 01 394 697* | 15-1082 | 77 11 134 941  | 17-0594 |
| 77 00 105 485  | 17-0598 | 77 01 209 252  | 13-0361 | 77 01 349 939  | 17-0030 | 77 01 351 948* | 15-1336 | 77 01 448 098  | 17-0040 | 77 11 134 954  | 17-0429 |
| 77 00 105 487  | 17-0598 | 77 01 209 354  | 13-0364 | 77 01 349 940  | 17-0628 | 77 01 351 960  | 17-0312 | 77 01 465 489  | 13-0207 | 77 11 135 206  | 17-0595 |
| 77 00 106 018  | 17-0432 | 77 01 209 354  | 13-0390 | 77 01 349 945  | 17-0038 | 77 01 351 989  | 17-0057 | 77 01 466 122  | 13-0164 | 77 11 135 243  | 17-0056 |
| 77 00 106 556  | 17-0570 | 77 01 209 830  | 13-0494 | 77 01 349 946  | 17-0039 | 77 01 351 990  | 17-0029 | 77 01 466 122  | 13-0207 | 77 11 135 246  | 17-0397 |
| 77 00 106 559  | 17-0572 | 77 01 209 924  | 13-0495 | 77 01 349 955  | 17-0311 | 77 01 351 995* | 15-1316 | 77 01 468 836  | 17-0115 | 77 11 135 253  | 17-0430 |
| 77 00 106 561  | 17-0571 | 77 01 210 040* | 15-1650 | 77 01 349 955* | 15-1316 | 77 01 352 001* | 15-1316 | 77 01 468 838  | 17-0594 | 77 11 135 254  | 17-0429 |
| 77 00 107 765* | 15-1632 | 77 01 210 042  | 13-0430 | 77 01 349 959  | 17-0312 | 77 01 352 020  | 17-0035 | 77 01 468 839  | 17-0115 | 82 00 014 107  | 17-1031 |
| 77 00 108 248  | 17-0395 | 77 01 348 085  | 17-0106 | 77 01 349 972  | 17-0075 | 77 01 352 020* | 15-1082 | 77 01 468 840  | 17-0116 | 82 00 014 111  | 17-0863 |
| 77 00 110 218* | 15-1632 | 77 01 348 086  | 17-0106 | 77 01 349 992  | 17-0305 | 77 01 352 021  | 17-0628 | 77 01 468 842  | 17-0595 | 82 00 014 111* | 15-1574 |
| 77 00 110 482  | 17-0404 | 77 01 348 089* | 15-1102 | 77 01 349 994  | 17-0303 | 77 01 352 024  | 17-0035 | 77 01 468 843  | 17-0116 | 82 00 024 622  | 17-0414 |
| 77 00 110 484  | 17-0056 | 77 01 348 098  | 17-0040 | 77 01 349 997  | 17-0302 | 77 01 352 025  | 17-0050 | 77 01 469 021  | 13-0072 | 82 00 027 842  | 17-0430 |
| 77 00 110 484  | 17-0056 | 77 01 348 109* | 15-1102 | 77 01 349 998  | 17-0304 | 77 01 352 025* | 15-1082 | 77 01 469 021  | 13-0165 | 82 00 027 881  | 17-0429 |
| 77 00 110 484  | 17-0403 | 77 01 348 160  | 17-0046 | 77 01 351 020  | 17-0041 | 77 01 352 129  | 17-0307 | 77 01 469 021  | 13-0208 | 82 00 029 444* | 15-1632 |
| 77 00 110 484* | 15-1378 | 77 01 348 256  | 17-0046 | 77 01 351 124  | 17-0035 | 77 01 352 130  | 17-0305 | 77 01 469 021  | 13-0388 | 82 00 029 470  | 17-0324 |
| 77 00 111 077  | 17-0600 | 77 01 348 968  | 17-0047 | 77 01 351 124* | 15-1082 | 77 01 352 133* | 15-1422 | 77 01 469 021  | 13-0415 | 82 00 030 619  | 17-1032 |
| 77 00 111 079  | 17-0599 | 77 01 349 025* | 15-1082 | 77 01 351 125  | 17-0035 | 77 01 352 134  | 17-0297 | 77 01 469 363* | 15-1285 | 82 00 031 134* | 15-1632 |
| 77 00 111 364  | 17-0403 | 77 01 349 026  | 17-0108 | 77 01 351 126  | 17-0049 | 77 01 352 141  | 17-0298 | 77 01 469 374  | 17-0115 | 82 00 031 137  | 17-0413 |
| 77 00 111 365  | 17-0404 | 77 01 349 026* | 15-1082 | 77 01 351 127  | 17-0043 | 77 01 352 318  | 17-0587 | 77 01 469 375  | 17-0116 | 82 00 035 673  | 17-0864 |
| 77 00 111 385  | 17-0404 | 77 01 349 028* | 15-1082 | 77 01 351 160  | 17-0037 | 77 01 352 319  | 17-0588 | 77 01 469 416  | 13-0225 | 82 00 035 673* | 15-1574 |
| 77 00 111 809  | 17-0598 | 77 01 349 034  | 17-0107 | 77 01 351 162  | 17-0036 | 77 01 352 385  | 17-0302 | 77 01 469 845  | 17-0315 | 82 00 045 471  | 17-0918 |
| 77 00 111 811  | 17-0598 | 77 01 349 034* | 15-1082 | 77 01 351 172* | 15-1102 | 77 01 352 386  | 17-0301 | 77 01 469 847  | 17-0316 | 82 00 064 731  | 17-0594 |
| 77 00 111 813  | 17-0598 | 77 01 349 359  | 17-0041 | 77 01 351 192  | 17-0039 | 77 01 352 414  | 17-0594 | 77 01 469 962  | 17-0571 | 82 00 064 731* | 15-1542 |
| 77 00 111 820  | 17-0598 | 77 01 349 660  | 17-0042 | 77 01 351 193  | 17-0110 | 77 01 352 415  | 17-0315 | 77 01 469 965  | 17-0572 | 82 00 065 334  | 17-1035 |
| 77 00 111 914  | 17-0592 | 77 01 349 689  | 17-0035 | 77 01 351 194  | 17-0109 | 77 01 352 421  | 17-0595 | 77 01 469 966  | 17-0574 | 82 00 079 912  | 17-0872 |
| 77 00 111 914* | 15-1573 | 77 01 349 689* | 15-1082 | 77 01 351 195  | 17-0038 | 77 01 352 422  | 17-0316 | 77 01 470 173  | 17-0313 | 82 00 079 912* | 15-1522 |
| 77 00 111 916  | 17-0591 | 77 01 349 691  | 17-0049 | 77 01 351 207  | 17-0041 | 77 01 352 427  | 17-0306 | 77 01 470 175  | 17-0314 | 82 00 079 913  | 17-0871 |
| 77 00 111 916* | 15-1573 | 77 01 349 692  | 17-0043 | 77 01 351 264  | 17-0050 | 77 01 352 428  | 17-0308 | 77 01 470 304  | 17-0039 | 82 00 079 913* | 15-1522 |
| 77 00 111 918  | 17-0595 | 77 01 349 726  | 17-0037 | 77 01 351 264* | 15-1082 | 77 01 352 471  | 17-0115 | 77 01 470 616  | 17-0595 | 82 00 079 915* | 15-1576 |
| 77 00 111 918* | 15-1542 | 77 01 349 727  | 17-0036 | 77 01 351 266  | 17-0054 | 77 01 352 471  | 17-0599 | 77 01 470 617  | 17-0594 | 82 00 087 856  | 17-0602 |
| 77 00 111 920  | 17-0594 | 77 01 349 734  | 17-0035 | 77 01 351 267  | 17-0055 | 77 01 352 471* | 15-1310 | 77 01 470 701  | 17-0319 | 82 00 087 857  | 17-0593 |
| 77 00 112 116  | 17-0594 | 77 01 349 740  | 17-0110 | 77 01 351 290  | 17-0109 | 77 01 352 473  | 17-0116 | 77 01 470 703  | 17-0320 | 82 00 087 859  | 17-0596 |
| 77 00 112 116* | 15-1573 | 77 01 349 741  | 17-0038 | 77 01 351 292  | 17-0039 | 77 01 352 488  | 17-0569 | 77 01 470 721  | 17-0398 | 82 00 090 175  | 17-0599 |
| 77 00 112 149  | 17-0585 | 77 01 349 742  | 17-0038 | 77 01 351 363  | 17-0039 | 77 01 352 489  | 17-0570 | 77 01 471 155  | 17-0432 | 82 00 095 539  | 17-0596 |
| 77 00 112 688  | 17-0739 | 77 01 349 757  | 17-0041 | 77 01 351 428  | 17-0108 | 77 01 352 595  | 17-0115 | 77 01 471 377* | 15-1632 | 82 00 107 530  | 17-1032 |
| 77 00 112 689  | 17-0740 | 77 01 349 769* | 15-1102 | 77 01 351 478  | 17-0049 | 77 01 352 596  | 17-0115 | 77 01 473 176  | 13-0479 | 82 00 110 754  | 17-0594 |
| 77 00 114 987  | 17-0430 | 77 01 349 771  | 17-0039 | 77 01 351 479  | 17-0075 | 77 01 352 597  | 17-0116 | 77 01 498 698  | 17-0040 | 82 00 110 754* | 15-1573 |
| 77 00 114 988  | 17-0429 | 77 01 349 785  | 17-0054 | 77 01 351 479* | 15-1204 | 77 01 352 598  | 17-0118 | 77 01 498 699  | 17-0106 | 82 00 114 426  | 17-1036 |
| 77 00 115 005  | 17-0739 | 77 01 349 786  | 17-0055 | 77 01 351 480  | 17-0075 | 77 01 352 618  | 17-0571 | 77 01 498 775* | 15-1102 | 82 00 144 764  | 17-0919 |
| 77 00 115 958  | 17-0740 | 77 01 349 803  | 17-0038 | 77 01 351 480* | 15-1204 | 77 01 352 619  | 17-0572 | 77 01 498 786  | 17-0106 | 82 00 144 765  | 17-0919 |
| 77 00 873 311  | 17-0117 | 77 01 349 804  | 17-0039 | 77 01 351 483  | 17-0048 | 77 01 352 622  | 17-0574 | 77 01 498 797  | 17-0046 | 82 00 144 781  | 17-0918 |
| 77 00 873 322  | 17-0118 | 77 01 349 839  | 17-0050 | 77 01 351 484  | 17-0074 | 77 01 352 729  | 17-0595 | 77 01 498 799  | 17-0046 | 82 00 168 513  | 17-0600 |
| 77 00 875 247  | 17-0598 | 77 01 349 839* | 15-1082 | 77 01 351 484* | 15-1204 | 77 01 352 730  | 17-0594 | 77 01 498 918  | 17-0108 | 82 00 169 176  | 17-0873 |
| 77 01 035 380  | 13-0165 | 77 01 349 847  | 17-0037 | 77 01 351 486  | 17-0074 | 77 01 352 731  | 17-0579 | 77 01 498 918* | 15-1082 | 82 00 169 176* | 15-1522 |
| 77 01 035 380  | 13-0208 | 77 01 349 848  | 17-0036 | 77 01 351 571  | 17-0075 | 77 01 352 732  | 17-0580 | 77 01 498 919* | 15-1082 | 82 00 169 177* | 15-1576 |
| 77 01 035 380  | 13-0388 | 77 01 349 873  | 17-0049 | 77 01 351 571* | 15-1204 | 77 01 352 750* | 15-1632 | 77 01 498 921  | 17-0107 | 82 00 173 584  | 17-0595 |
| 77 01 035 380  | 13-0415 | 77 01 349 874  | 17-0075 | 77 01 351 572  | 17-0074 | 77 01 352 771  | 17-0401 | 77 01 498 921* | 15-1082 | 82 00 198 016* | 15-1519 |
| 77 01 204 351  | 13-0088 | 77 01 349 874* | 15-1204 | 77 01 351 572* | 15-1204 | 77 01 352 774  | 17-0398 | 77 01 498 923  | 17-0047 | 82 00 216 519* | 15-1579 |
| 77 01 209 238  | 13-0260 | 77 01 349 879  | 17-0048 | 77 01 351 607* | 15-1102 | 77 01 352 775  | 17-0396 | 77 01 498 955* | 15-1102 | 82 00 216 523* | 15-1579 |
| 77 01 209 239  | 13-0348 | 77 01 349 880  | 17-0074 | 77 01 351 695  | 17-0034 | 77 01 352 776  | 17-0398 | 77 01 498 957  | 17-0042 | 82 00 231 949  | 17-0586 |
| 77 01 209 241  | 13-0372 | 77 01 349 880* | 15-1204 | 77 01 351 697  | 17-0034 | 77 01 352 777  | 17-0396 | 77 01 498 958  | 17-0041 | 82 00 231 953  | 17-0056 |
| 77 01 209 241  | 13-0445 | 77 01 349 881  | 17-0074 | 77 01 351 699  | 17-0033 | 77 01 352 869* | 15-1632 | 77 11 130 027  | 17-0299 | 82 00 232 883  | 17-1032 |

\* =OE Semiasse/ Driveshaft/ Trasmissione/ Achswelle/ Semieje

# =OE Giunto senza KIT/ CVJ w/o KIT/ Joint sans Kit/ Gelenk Ohne Satz/ Junta sin Kit

| Ad. OE         | METELLI ref.   | Ad. OE         | METELLI ref.   | Ad. OE                    | METELLI ref.   | Ad. OE         | METELLI ref.   | Ad. OE         | METELLI ref.   | Ad. OE     | METELLI ref.   |
|----------------|----------------|----------------|----------------|---------------------------|----------------|----------------|----------------|----------------|----------------|------------|----------------|
| <b>RENAULT</b> |                | 82 00 432 515  | <b>17-0859</b> | 82 00 690 053*            | <b>15-1501</b> | 77 01 472 975  | <b>13-0486</b> | 82 00 262 686* | <b>15-1670</b> | BAU4414    | <b>15-1061</b> |
|                |                | 82 00 432 516* | <b>15-1577</b> | 82 00 725 503*            | <b>15-1727</b> | 77 01 472 975  | <b>13-0519</b> | 82 00 264 664* | <b>15-1501</b> | BAU4444    | <b>15-1038</b> |
|                |                | 82 00 432 517* | <b>15-1579</b> | 82 00 725 504*            | <b>15-1727</b> | 77 01 473 010  | <b>17-0868</b> | 82 00 264 667* | <b>15-1501</b> | BAU4851    | <b>15-1089</b> |
|                |                | 82 00 433 371* | <b>15-1731</b> | 82 00 725 510*            | <b>15-1727</b> | 77 01 473 013  | <b>17-0870</b> | 82 00 264 668* | <b>15-1501</b> | BAU5439    | <b>15-1090</b> |
| 82 00 232 886  | <b>17-1031</b> | 82 00 436 365* | <b>15-1580</b> | 82 00 725 511*            | <b>15-1727</b> | 77 01 473 014  | <b>17-1028</b> | 82 00 274 161* | <b>15-1670</b> | BAU5440    | <b>15-1090</b> |
| 82 00 236 089  | <b>17-0600</b> | 82 00 436 366* | <b>15-1519</b> | 82 00 776 537*            | <b>15-1733</b> | 77 01 473 176  | <b>13-0377</b> | 82 00 299 844  | <b>17-1029</b> | BAU5466    | <b>15-1205</b> |
| 82 00 236 092  | <b>17-0786</b> | 82 00 436 848* | <b>15-1576</b> | 82 00 788 672*            | <b>15-1728</b> | 77 01 498 775* | <b>15-1102</b> | 82 00 331 639  | <b>17-0918</b> | BAU5467    | <b>15-1033</b> |
| 82 00 236 110* | <b>15-1542</b> | 82 00 436 849* | <b>15-1576</b> | 82 00 788 674*            | <b>15-1728</b> | 77 01 498 955  | <b>17-0051</b> | 82 00 334 338  | <b>17-0196</b> | BAU5645    | <b>15-1061</b> |
| 82 00 236 116  | <b>17-0866</b> | 82 00 440 187  | <b>17-0904</b> | 82 00 843 879*            | <b>15-1579</b> | 77 01 498 955* | <b>15-1102</b> | 82 00 334 338* | <b>15-1549</b> | CGV1053    | <b>15-1039</b> |
| 82 00 240 425  | <b>17-0786</b> | 82 00 441 337* | <b>15-1650</b> | 82 00 934 409*            | <b>15-1579</b> | 77 01 499 223  | <b>17-0111</b> | 82 00 341 698* | <b>15-1503</b> | GCV1075    | <b>15-1270</b> |
| 82 00 240 430  | <b>17-0787</b> | 82 00 441 340* | <b>15-1650</b> |                           |                | 77 11 135 278  | <b>17-0405</b> | 82 00 356 803* | <b>15-1501</b> | GCV1076    | <b>15-1366</b> |
| 82 00 261 838* | <b>15-1501</b> | 82 00 452 268* | <b>15-1733</b> |                           |                | 77 11 135 280  | <b>17-0406</b> | 82 00 358 163* | <b>15-1501</b> | GCV1088    | <b>15-1303</b> |
| 82 00 261 840* | <b>15-1502</b> | 82 00 467 679* | <b>15-1576</b> |                           |                | 77 11 135 530  | <b>17-0867</b> | 82 00 358 164* | <b>15-1501</b> | GCV1105    | <b>15-1039</b> |
| 82 00 261 841* | <b>15-1502</b> | 82 00 470 129* | <b>15-1522</b> | <b>RENAULT LCV, TRUCK</b> |                | 77 11 135 531  | <b>17-1027</b> | 82 00 362 064* | <b>15-1671</b> | GCV1112#   | <b>15-1284</b> |
| 82 00 262 686* | <b>15-1670</b> | 82 00 470 131* | <b>15-1576</b> |                           |                | 77 11 135 532  | <b>17-0869</b> | 82 00 378 880* | <b>15-1503</b> | GCV1117#   | <b>15-1284</b> |
| 82 00 264 664* | <b>15-1501</b> | 82 00 470 134* | <b>15-1731</b> |                           |                | 82 00 026 791  | <b>17-1028</b> | 82 00 407 659* | <b>15-1671</b> | GCV1118    | <b>15-1299</b> |
| 82 00 264 665  | <b>17-0896</b> | 82 00 472 158  | <b>17-0897</b> | 60 01 548 720*            | <b>15-1501</b> | 82 00 045 471  | <b>17-0918</b> | 82 00 408 418* | <b>15-1501</b> | GCV1119    | <b>15-1288</b> |
| 82 00 264 667  | <b>17-0859</b> | 82 00 482 429* | <b>15-1503</b> | 77 00 102 978             | <b>17-0407</b> | 82 00 052 420  | <b>17-0868</b> | 82 00 414 937  | <b>17-1067</b> | GCV1122#   | <b>15-1408</b> |
| 82 00 264 667* | <b>15-1501</b> | 82 00 482 435* | <b>15-1502</b> | 77 00 102 978*            | <b>15-1371</b> | 82 00 052 421  | <b>17-0867</b> | 82 00 414 939  | <b>17-1037</b> | GCV1123    | <b>15-1399</b> |
| 82 00 264 668  | <b>17-0860</b> | 82 00 482 436* | <b>15-1502</b> | 77 00 102 979             | <b>17-0405</b> | 82 00 052 427  | <b>17-0410</b> | 82 00 432 514* | <b>15-1501</b> | GCV1146    | <b>15-1383</b> |
| 82 00 264 668* | <b>15-1501</b> | 82 00 499 585  | <b>17-0904</b> | 77 00 102 980             | <b>17-0408</b> | 82 00 052 428  | <b>17-0411</b> | 82 00 452 273* | <b>15-1733</b> | GCV1181#   | <b>15-1431</b> |
| 82 00 274 161  | <b>15-1670</b> | 82 00 499 586  | <b>17-0908</b> | 77 00 102 980             | <b>17-0412</b> | 82 00 052 429  | <b>17-0409</b> | 82 00 477 655  | <b>17-1030</b> | GCV1194    | <b>15-1514</b> |
| 82 00 285 909* | <b>15-1580</b> | 82 00 511 116  | <b>17-0903</b> | 77 00 102 980*            | <b>15-1371</b> | 82 00 064 731* | <b>15-1542</b> | 82 00 477 656  | <b>17-1029</b> | GDG152     | <b>13-0206</b> |
| 82 00 310 122  | <b>17-0906</b> | 82 00 511 122  | <b>17-0859</b> | 77 00 102 981             | <b>17-0406</b> | 82 00 069 146  | <b>17-0378</b> | 82 00 485 578  | <b>17-0861</b> | GDG153     | <b>13-0210</b> |
| 82 00 323 959  | <b>17-0039</b> | 82 00 511 122* | <b>15-1501</b> | 77 00 102 998*            | <b>15-1371</b> | 82 00 069 147* | <b>15-1549</b> | 82 00 485 589* | <b>15-1549</b> | GDG157     | <b>13-0274</b> |
| 82 00 323 961  | <b>17-0044</b> | 82 00 511 220* | <b>15-1501</b> | 77 00 102 999             | <b>17-0408</b> | 82 00 144 764  | <b>17-0919</b> | 82 00 485 590  | <b>17-0850</b> | GDG162     | <b>13-0296</b> |
| 82 00 327 707  | <b>17-0909</b> | 82 00 511 225* | <b>15-1502</b> | 77 00 102 999*            | <b>15-1371</b> | 82 00 144 765  | <b>17-0919</b> | 82 00 511 122* | <b>15-1501</b> | GSV1013    | <b>13-0210</b> |
| 82 00 327 707* | <b>15-1523</b> | 82 00 534 635* | <b>15-1670</b> | 77 00 103 022             | <b>17-0407</b> | 82 00 144 781  | <b>17-0918</b> | 82 00 511 220* | <b>15-1501</b> | GSV1045    | <b>13-0080</b> |
| 82 00 330 413  | <b>17-0905</b> | 82 00 535 798  | <b>17-1038</b> | 77 00 106 018             | <b>17-0432</b> | 82 00 164 149  | <b>17-1030</b> | 82 00 511 225* | <b>15-1502</b> | GSV1045    | <b>13-0198</b> |
| 82 00 331 639  | <b>17-0918</b> | 82 00 535 798* | <b>15-1542</b> | 77 00 110 484*            | <b>15-1378</b> | 82 00 169 163  | <b>17-0851</b> | 82 00 534 635* | <b>15-1670</b> | GVC1053    | <b>15-1221</b> |
| 82 00 341 698  | <b>17-1040</b> | 82 00 535 799  | <b>17-1038</b> | 77 00 111 918*            | <b>15-1542</b> | 82 00 169 164  | <b>17-0850</b> | 82 00 535 798* | <b>15-1542</b> | GVC1069    | <b>15-1220</b> |
| 82 00 341 698* | <b>15-1503</b> | 82 00 535 800  | <b>17-1039</b> | 77 01 204 351             | <b>13-0088</b> | 82 00 169 272  | <b>17-0870</b> | 82 00 535 800* | <b>15-1542</b> | TDJ10016#  | <b>15-1366</b> |
| 82 00 356 803  | <b>17-0903</b> | 82 00 535 800* | <b>15-1542</b> | 77 01 209 238             | <b>13-0260</b> | 82 00 169 273  | <b>17-0869</b> | 82 00 571 876* | <b>15-1670</b> | TDJ100580# | <b>15-1431</b> |
| 82 00 356 803* | <b>15-1501</b> | 82 00 535 802  | <b>17-1039</b> | 77 01 209 239             | <b>13-0348</b> | 82 00 169 277  | <b>17-1028</b> | 82 00 571 880* | <b>15-1670</b> | TDJ100590# | <b>15-1514</b> |
| 82 00 358 163* | <b>15-1501</b> | 82 00 543 868  | <b>17-1038</b> | 77 01 209 241             | <b>13-0372</b> | 82 00 169 279  | <b>17-1027</b> | 82 00 613 822* | <b>15-1670</b> | TDR000140  | <b>13-0210</b> |
| 82 00 358 164* | <b>15-1501</b> | 82 00 557 125* | <b>15-1502</b> | 77 01 209 241             | <b>13-0445</b> | 82 00 169 281  | <b>17-0412</b> | 82 00 618 501* | <b>15-1501</b> | TDR000190  | <b>13-0210</b> |
| 82 00 362 064* | <b>15-1671</b> | 82 00 559 377* | <b>15-1502</b> | 77 01 209 242             | <b>13-0346</b> | 82 00 169 281* | <b>15-1453</b> | 82 00 623 794* | <b>15-1501</b> | TDR100760  | <b>13-0274</b> |
| 82 00 363 697* | <b>15-1731</b> | 82 00 571 876* | <b>15-1670</b> | 77 01 209 242             | <b>13-0347</b> | 82 00 169 285* | <b>15-1453</b> | 82 00 776 535* | <b>15-1733</b> | TDR100940  | <b>13-0296</b> |
| 82 00 363 698* | <b>15-1731</b> | 82 00 571 880* | <b>15-1670</b> | 77 01 209 244             | <b>13-0446</b> | 82 00 169 288  | <b>17-0862</b> |                |                | TDR100950  | <b>13-0359</b> |
| 82 00 375 537* | <b>15-1577</b> | 82 00 575 489* | <b>15-1523</b> | 77 01 348 089*            | <b>15-1102</b> | 82 00 169 288* | <b>15-1453</b> |                |                | TFB000060# | <b>15-1408</b> |
| 82 00 375 538* | <b>15-1577</b> | 82 00 575 490* | <b>15-1523</b> | 77 01 348 109*            | <b>15-1102</b> | 82 00 169 291  | <b>17-0378</b> |                |                | TFB000070# | <b>15-1399</b> |
| 82 00 376 094  | <b>17-0906</b> | 82 00 598 563* | <b>15-1650</b> | 77 01 349 769             | <b>17-0051</b> | 82 00 178 618* | <b>15-1453</b> |                |                | TFB000090# | <b>15-1303</b> |
| 82 00 376 095  | <b>17-0909</b> | 82 00 613 822* | <b>15-1670</b> | 77 01 349 769*            | <b>15-1102</b> | 82 00 178 624  | <b>17-0861</b> |                |                | TFB000110# | <b>15-1288</b> |
| 82 00 378 880  | <b>17-1041</b> | 82 00 613 827  | <b>17-0896</b> | 77 01 351 172             | <b>17-0051</b> | 82 00 178 624* | <b>15-1453</b> |                |                | TFB000140# | <b>15-1383</b> |
| 82 00 378 880* | <b>15-1503</b> | 82 00 613 827* | <b>15-1501</b> | 77 01 351 172*            | <b>15-1102</b> | 82 00 196 277* | <b>15-1453</b> |                |                | ZUA000910  | <b>13-0210</b> |
| 82 00 379 235  | <b>17-0860</b> | 82 00 618 501* | <b>15-1501</b> | 77 01 351 607             | <b>17-0076</b> | 82 00 236 092  | <b>17-0786</b> | 17H8600        | <b>15-1039</b> |            |                |
| 82 00 379 236  | <b>17-0859</b> | 82 00 623 794* | <b>15-1501</b> | 77 01 351 607*            | <b>15-1102</b> | 82 00 236 110* | <b>15-1542</b> | 18G0927        | <b>13-0039</b> |            |                |
| 82 00 387 466  | <b>17-0873</b> | 82 00 626 038  | <b>17-0860</b> | 77 01 463 343             | <b>17-0111</b> | 82 00 236 116  | <b>17-0866</b> | 27H7567        | <b>15-1038</b> |            |                |
| 82 00 388 506  | <b>17-0903</b> | 82 00 626 043  | <b>17-0859</b> | 77 01 465 773             | <b>17-0076</b> | 82 00 240 425  | <b>17-0786</b> | BAU2018        | <b>15-1038</b> |            |                |
| 82 00 407 659* | <b>15-1671</b> | 82 00 661 507* | <b>15-1502</b> | 77 01 470 155             | <b>13-0255</b> | 82 00 240 425  | <b>17-0786</b> | BAU2019        | <b>13-0038</b> |            |                |
| 82 00 408 418* | <b>15-1501</b> | 82 00 666 593* | <b>15-1707</b> | 77 01 470 155             | <b>13-0313</b> | 82 00 240 430  | <b>17-0787</b> | BAU4411        | <b>13-0014</b> |            |                |
| 82 00 432 514  | <b>17-0859</b> | 82 00 666 595* | <b>15-1707</b> | 77 01 471 155             | <b>17-0432</b> | 82 00 261 838* | <b>15-1501</b> | BAU4411        | <b>13-0034</b> |            |                |
| 82 00 432 514* | <b>15-1501</b> | 82 00 684 084* | <b>15-1503</b> | 77 01 472 975             | <b>13-0484</b> | 82 00 261 840* | <b>15-1502</b> | BAU4411        | <b>13-0079</b> | 12793840#  | <b>15-1599</b> |
|                |                |                |                |                           |                | 82 00 261 841* | <b>15-1502</b> | BAU4411        | <b>13-0169</b> | 12793854   | <b>13-0514</b> |

|               |                |               |                 |               |                 |               |                 |                 |                |               |                 |
|---------------|----------------|---------------|-----------------|---------------|-----------------|---------------|-----------------|-----------------|----------------|---------------|-----------------|
| <b>SAAB</b>   |                | 191 407 271B  | <b>17-0002</b>  | 191 498 201D  | <b>14-0005</b>  | 321 498 103C  | <b>16-1010A</b> | 7M3 407 272A    | <b>17-0267</b> | 1J0 407 451AX | <b>17-0358</b>  |
|               |                | 191 407 271C  | <b>17-0002</b>  | 191 498 203   | <b>13-0048</b>  | 321 498 103D  | <b>16-1010B</b> | 807 407 331#    | <b>16-1004</b> | 1J0 498 099   | <b>15-1241</b>  |
|               |                | 191 407 271H  | <b>17-0339</b>  | 191 498 203C  | <b>13-0005</b>  | 321 498 203A  | <b>13-0048</b>  | 82282139        | <b>16-1002</b> | 1J0 498 099A  | <b>15-1241</b>  |
|               |                | 191 407 271HX | <b>17-0339</b>  | 191 498 203C  | <b>13-0048</b>  | 357 407 271D  | <b>17-0121</b>  | 82443745        | <b>13-0003</b> | 1J0 498 099E  | <b>15-1428</b>  |
| 12804149*     | <b>15-1652</b> | 191 407 271K  | <b>17-0339</b>  | 1H0 407 271F  | <b>17-0121</b>  | 357 407 311#  | <b>15-1009</b>  | 82463084        | <b>13-0003</b> | 1J0 498 203   | <b>13-0154</b>  |
| 12804150*     | <b>15-1652</b> | 191 407 271L  | <b>17-0002</b>  | 1H0 407 271FX | <b>17-0121</b>  | 357 498 099   | <b>15-1009</b>  | 861 498 103A    | <b>16-1003</b> | 1K0 407 311G# | <b>15-1462</b>  |
| 4000642       | <b>15-1167</b> | 191 407 271N  | <b>17-0121</b>  | 1H0 407 311#  | <b>15-1189</b>  | 357 498 099D  | <b>15-1009</b>  | 861 498 201     | <b>14-0004</b> | 1K0 407 311H# | <b>15-1467</b>  |
| 4000659       | <b>15-1144</b> | 191 407 271NV | <b>17-0121</b>  | 1H0 407 311C# | <b>15-1021</b>  | 357 498 099E  | <b>15-1189</b>  | 8E0 407 305D#   | <b>15-1435</b> | 1K0 407 311J# | <b>15-1463</b>  |
| 4002911       | <b>15-1170</b> | 191 407 271NX | <b>17-0121</b>  | 1H0 407 311D# | <b>15-1009</b>  | 357 498 099EV | <b>15-1189</b>  | 8E0 498 099D    | <b>15-1435</b> | 1K0 407 311L# | <b>15-1467</b>  |
| 4103255       | <b>15-1166</b> | 191 407 271P  | <b>17-0002</b>  | 1H0 407 331#  | <b>16-1003</b>  | 357 498 099EX | <b>15-1189</b>  | 8E0 498 099E    | <b>15-1551</b> | 1K0 498 099   | <b>15-1467</b>  |
| 4103263       | <b>15-1169</b> | 191 407 271Q  | <b>17-0002</b>  | 1H0 407 331B# | <b>16-1010</b>  | 357 498 103   | <b>16-1010B</b> | 8E0 498 203     | <b>13-0299</b> | 1K0 498 099A  | <b>15-1462</b>  |
| 4242236       | <b>15-1269</b> | 191 407 271R  | <b>17-0002</b>  | 1H0 407 331D# | <b>16-1010</b>  | 357 498 103A  | <b>16-1010B</b> | 8E0 498 203A    | <b>13-0379</b> | 1K0 498 099B  | <b>15-1463</b>  |
| 4399325       | <b>15-1269</b> | 191 407 271S  | <b>17-0339</b>  | 1H0 498 099   | <b>15-1009</b>  | 357 498 103B  | <b>16-1010B</b> | 8E0 498 203C    | <b>13-0379</b> | 1K0 498 099C  | <b>15-1467</b>  |
| 4399333       | <b>13-0032</b> | 191 407 271T  | <b>17-0339</b>  | 1H0 498 099A  | <b>15-1189</b>  | 357 498 104   | <b>16-1010A</b> | 9000511         | <b>13-0534</b> | 1K0 498 099E  | <b>15-1467</b>  |
| 4483517       | <b>13-0032</b> | 191 407 272   | <b>17-0003</b>  | 1H0 498 203   | <b>13-0048</b>  | 3C0 407 311A# | <b>15-1658</b>  | 9936769         | <b>16-1002</b> | 1K0 498 103   | <b>16-1010C</b> |
| 5232897#      | <b>15-1487</b> | 191 407 272A  | <b>17-0003</b>  | 1H0 498 203   | <b>13-0152</b>  | 3C0 498 099   | <b>15-1658</b>  | SE022141915     | <b>15-1055</b> | 1K0 498 103B  | <b>16-1022</b>  |
| 5390489#      | <b>15-1486</b> | 191 407 272AA | <b>17-0003</b>  | 1H0 498 203A  | <b>13-0152</b>  | 4127460       | <b>15-1055</b>  | SE025141514B    | <b>15-1001</b> | 1K0 498 201B  | <b>14-0020</b>  |
| 5390638       | <b>13-0337</b> | 191 407 272AB | <b>17-0003</b>  | 1H0 498 203A  | <b>13-0319</b>  | 42601388      | <b>16-1002</b>  | SE138141915A    | <b>15-1002</b> | 1K0 498 203   | <b>13-0293</b>  |
| 8942633       | <b>15-1031</b> | 191 407 272AC | <b>17-0003</b>  | 1J0 407 271AP | <b>17-0358</b>  | 42601892      | <b>16-1002</b>  | ZBA 407 331#    | <b>16-1004</b> | 1K0 498 203A  | <b>13-0320</b>  |
| 8952905       | <b>15-1168</b> | 191 407 272AD | <b>17-0003</b>  | 1J0 407 271AQ | <b>17-0358</b>  | 431 407 331E# | <b>16-1004</b>  | ZBC 407 331#    | <b>16-1004</b> | 1K0 498 203B  | <b>13-0293</b>  |
| 8961864       | <b>13-0024</b> | 191 407 272AE | <b>17-0003</b>  | 1J0 407 271C  | <b>17-0358</b>  | 4315132       | <b>16-1002</b>  |                 |                | 357 498 099E  | <b>15-1189</b>  |
| 8961864       | <b>13-0031</b> | 191 407 272AF | <b>17-0615</b>  | 1J0 407 271DL | <b>17-0358</b>  | 4383758       | <b>13-0001</b>  |                 |                | 357 498 099EV | <b>15-1189</b>  |
| 8963571       | <b>15-1170</b> | 191 407 272AG | <b>17-0615</b>  | 1J0 407 271FN | <b>17-0358</b>  | 4383758       | <b>13-0002</b>  |                 |                | 357 498 099EX | <b>15-1189</b>  |
| 8990574       | <b>15-1031</b> | 191 407 272BA | <b>17-0003</b>  | 1J0 407 271H  | <b>17-0358</b>  | 46307029      | <b>14-0002</b>  | <b>SEAT LCV</b> |                |               | <b>15-1375</b>  |
| 8993149       | <b>13-0030</b> | 191 407 272BD | <b>17-0615</b>  | 1J0 407 272   | <b>17-0211</b>  | 4E0 407 285   | <b>13-0436</b>  |                 |                | 3B0 498 099   | <b>15-1381</b>  |
| 8993628       | <b>13-0031</b> | 191 407 272C  | <b>17-0003</b>  | 1J0 407 272JK | <b>17-0211</b>  | 5M0 498 099   | <b>15-1708</b>  |                 |                | 3B0 498 099B  | <b>15-1375</b>  |
| 8993685       | <b>13-0130</b> | 191 407 272CV | <b>17-0615</b>  | 1J0 407 311C# | <b>15-1189</b>  | 5M0 498 203   | <b>13-0480</b>  | 191 498 099F    | <b>15-1014</b> | 3B0 498 099D  | <b>15-1375</b>  |
| 8993792       | <b>13-0030</b> | 191 407 272CX | <b>17-0615</b>  | 1J0 407 311D# | <b>15-1189</b>  | 6K0 407 271C  | <b>17-0002</b>  | 191 498 203C    | <b>13-0005</b> | 3B0 498 203A  | <b>13-0178</b>  |
| 8994154       | <b>13-0338</b> | 191 407 272E  | <b>17-0003</b>  | 1J0 407 311E# | <b>17-0358</b>  | 6K0 407 272H  | <b>17-0003</b>  | 1H0 407 311C#   | <b>15-1021</b> | 3B0 498 203B  | <b>13-0258</b>  |
| 90512357      | <b>13-0432</b> | 191 407 272F  | <b>17-0615</b>  | 1J0 498 099   | <b>15-1241</b>  | 6N0 407 311#  | <b>15-1190</b>  | 4383758         | <b>13-0002</b> | 3C0 407 311A# | <b>15-1658</b>  |
| 9102880       | <b>15-1062</b> | 191 407 272H  | <b>17-0615</b>  | 1J0 498 099A  | <b>15-1241</b>  | 6N0 407 331#  | <b>16-1023</b>  | 7501348         | <b>13-0002</b> | 3C0 498 099   | <b>15-1658</b>  |
| 9103672       | <b>15-1143</b> | 191 407 272N  | <b>17-0121</b>  | 1J0 498 099E  | <b>15-1428</b>  | 6N0 498 099   | <b>15-1190</b>  |                 |                | 441 498 203A  | <b>13-0196</b>  |
| 93186951      | <b>13-0514</b> | 191 407 272X  | <b>17-0003</b>  | 1J0 498 203   | <b>13-0154</b>  | 6N0 498 103   | <b>16-1023</b>  |                 |                | 4D0 498 099   | <b>15-1267</b>  |
|               |                | 191 407 274   | <b>17-0003</b>  | 1K0 407 311F# | <b>15-1465</b>  | 6N0 498 201   | <b>14-0021</b>  |                 |                | 4D0 598 099   | <b>15-1267</b>  |
|               |                | 191 407 274AX | <b>17-0003</b>  | 1K0 407 311G# | <b>15-1462</b>  | 6N0 498 203   | <b>13-0153</b>  |                 |                | 4E0 407 285   | <b>13-0436</b>  |
|               |                | 191 407 274BX | <b>17-0003</b>  | 1K0 407 311H# | <b>15-1467</b>  | 6Q0 407 271CE | <b>17-0874</b>  | <b>SKODA</b>    |                |               | <b>15-1708</b>  |
|               |                | 191 407 274CX | <b>17-0615</b>  | 1K0 407 311J# | <b>15-1463</b>  | 6Q0 407 271DJ | <b>17-0875</b>  |                 |                | 5M0 498 099   | <b>15-1708</b>  |
|               |                | 191 407 274DX | <b>17-0615</b>  | 1K0 407 311L# | <b>15-1467</b>  | 6Q0 407 271J  | <b>17-0741</b>  | 115 420 170     | <b>15-1158</b> | 5M0 498 203   | <b>13-0480</b>  |
|               |                | 191 407 274RX | <b>17-0003</b>  | 1K0 498 099   | <b>15-1467</b>  | 6Q0 407 272CL | <b>17-0742</b>  | 115 420 214     | <b>17-0435</b> | 6Q0 407 271BB | <b>17-0777</b>  |
| 06X039534340  | <b>15-1055</b> | 191 407 274X  | <b>17-0003</b>  | 1K0 498 099A  | <b>15-1462</b>  | 6Q0 407 272DM | <b>17-0876</b>  | 115 420 214*    | <b>15-1158</b> | 6Q0 407 271BC | <b>17-0777</b>  |
| 113 501 331   | <b>16-1004</b> | 191 407 311#  | <b>15-1021</b>  | 1K0 498 099B  | <b>15-1463</b>  | 6Q0 407 272J  | <b>17-0742</b>  | 115 420 217     | <b>17-0436</b> | 6Q0 407 271S  | <b>17-0777</b>  |
| 113 598 101   | <b>16-1004</b> | 191 407 311B# | <b>15-1009</b>  | 1K0 498 099C  | <b>15-1467</b>  | 6Q0 498 099D  | <b>15-1413</b>  | 115 420 217*    | <b>15-1158</b> | 6Q0 407 272BH | <b>17-0743</b>  |
| 171 407 311F# | <b>15-1021</b> | 191 407 311C# | <b>15-1009</b>  | 1K0 498 099D  | <b>15-1465</b>  | 6Q0 498 099E  | <b>15-1414</b>  | 1H0 407 311#    | <b>15-1189</b> | 6Q0 498 099C  | <b>15-1403</b>  |
| 171 407 311K# | <b>15-1021</b> | 191 407 311F# | <b>15-1009</b>  | 1K0 498 099E  | <b>15-1467</b>  | 6Q0 498 099F  | <b>15-1415</b>  | 1H0 498 099A    | <b>15-1189</b> | 6Q0 498 099D  | <b>15-1413</b>  |
| 171 407 331C# | <b>16-1003</b> | 191 407 311H# | <b>15-1021</b>  | 1K0 498 103   | <b>16-1010C</b> | 6Q0 498 203   | <b>13-0272</b>  | 1H0 498 203     | <b>13-0152</b> | 6Q0 498 099E  | <b>15-1414</b>  |
| 171 407 331E# | <b>16-1003</b> | 191 407 311J# | <b>15-1009</b>  | 1K0 498 103B  | <b>16-1022</b>  | 6Q0 498 203A  | <b>13-0283</b>  | 1H0 498 203A    | <b>13-0152</b> | 6Q0 498 099F  | <b>15-1415</b>  |
| 171 407 331F# | <b>16-1004</b> | 191 407 311L# | <b>15-1009</b>  | 1K0 498 201B  | <b>14-0020</b>  | 6Q0 498 203B  | <b>13-0284</b>  | 1H0 498 203A    | <b>13-0319</b> | 6Q0 498 203   | <b>13-0272</b>  |
| 171 407 331H# | <b>16-1004</b> | 191 407 331   | <b>16-1010</b>  | 1K0 498 203   | <b>13-0293</b>  | 7501348       | <b>13-0001</b>  | 1J0 407 271AP   | <b>17-0358</b> | 6Q0 498 203   | <b>13-0278</b>  |
| 171 407 331K# | <b>16-1004</b> | 191 407 331A# | <b>16-1010</b>  | 1K0 498 203   | <b>13-0321</b>  | 7501348       | <b>13-0002</b>  | 1J0 407 271AQ   | <b>17-0358</b> | 6Q0 498 203A  | <b>13-0283</b>  |
| 171 407 331L# | <b>16-1003</b> | 191 498 099   | <b>15-1021</b>  | 1K0 498 203A  | <b>13-0320</b>  | 7H0 498 203   | <b>13-0436</b>  | 1J0 407 271C    | <b>17-0358</b> | 6Q0 498 203B  | <b>13-0284</b>  |
| 171 498 099C  | <b>15-1021</b> | 191 498 099A  | <b>15-1009</b>  | 1K0 498 203B  | <b>13-0293</b>  | 7M0 407 271J  | <b>17-0360</b>  | 1J0 407 271DL   | <b>17-0358</b> | 6U0 407 271A  | <b>17-0435</b>  |
| 171 498 103   | <b>16-1004</b> | 191 498 099F  | <b>15-1021</b>  | 1K0 498 203B  | <b>13-0321</b>  | 7M0 407 271L  | <b>17-0360</b>  | 1J0 407 271FN   | <b>17-0358</b> | 6U0 407 272A  | <b>17-0436</b>  |
| 171 498 103B  | <b>16-1003</b> | 191 498 103   | <b>16-1010B</b> | 321 407 331#  | <b>16-1004</b>  | 7M0 407 272E  | <b>17-0267</b>  | 1J0 407 271H    | <b>17-0358</b> | 6U0 407 283   | <b>13-0135</b>  |
| 171 498 103C  | <b>16-1004</b> | 191 498 103A  | <b>16-1010B</b> | 321 407 331B# | <b>16-1004</b>  | 7M0 498 099   | <b>15-1389</b>  | 1J0 407 272     | <b>17-0211</b> | 6U0 407 311#  | <b>15-1158</b>  |
| 171 498 103D  | <b>16-1003</b> | 191 498 103C  | <b>16-1010B</b> | 321 407 331D# | <b>16-1010</b>  | 7M0 498 099A  | <b>15-1444</b>  | 1J0 407 272JK   | <b>17-0211</b> | 6U0 498 099   | <b>15-1158</b>  |
| 191 407 271   | <b>17-0121</b> | 191 498 104   | <b>16-1010A</b> | 321 498 103   | <b>16-1004</b>  | 7M0 498 203   | <b>13-0266</b>  | 1J0 407 311C#   | <b>15-1189</b> | 6U0 498 099A  | <b>15-1158</b>  |
| 191 407 271A  | <b>17-0002</b> | 191 498 104A  | <b>16-1010A</b> | 321 498 103A  | <b>16-1004</b>  | 7M0 498 203A  | <b>13-0306</b>  | 1J0 407 311D#   | <b>15-1189</b> | 6U0 407 271F  | <b>17-0119</b>  |



| Ad. OE           | METELLI ref.   | Ad. OE       | METELLI ref.   | Ad. OE       | METELLI ref.   | Ad. OE       | METELLI ref.   | Ad. OE        | METELLI ref.   | Ad. OE        | METELLI ref.   |
|------------------|----------------|--------------|----------------|--------------|----------------|--------------|----------------|---------------|----------------|---------------|----------------|
| <b>SKODA</b>     |                | 23221-GA372* | <b>15-1077</b> | 28091-KA410* | <b>15-1319</b> | 44101-64B20* | <b>15-1149</b> | 44102-78010*  | <b>15-1080</b> | <b>TOYOTA</b> |                |
|                  |                | 23221-GA373* | <b>15-1077</b> | 28091-KA420* | <b>15-1319</b> | 44101-67D00* | <b>15-1540</b> | 44102-78011*  | <b>15-1080</b> |               |                |
|                  |                | 23221-GA592* | <b>15-1077</b> | 28091-KA480* | <b>15-1319</b> | 44101-67D01* | <b>15-1540</b> | 44102-78012*  | <b>15-1080</b> |               |                |
|                  |                | 23221-GA593* | <b>15-1077</b> | 28091-KA490* | <b>15-1319</b> | 44101-71C10* | <b>15-1252</b> | 44102-80E00*  | <b>15-1361</b> |               |                |
| 6U0 407 272F     | <b>17-0120</b> | 23222-GA112  | <b>13-0021</b> | 28091-KA540* | <b>15-1319</b> | 44101-71C30* | <b>15-1252</b> | 44102-80E01*  | <b>15-1361</b> | 04428-05200   | <b>13-0540</b> |
| 7H0 498 203      | <b>13-0436</b> | 23222-GA140  | <b>13-0044</b> | 29023-AA020  | <b>13-0132</b> | 44101-71C31* | <b>15-1252</b> | 44102-80E21*  | <b>15-1360</b> | 04438-02081   | <b>13-0370</b> |
| 8D0 407 305G#    | <b>15-1239</b> | 23222-GA140  | <b>13-0068</b> | 29023-AA021  | <b>13-0132</b> | 44101-71C40* | <b>15-1252</b> | 44102-80G00*  | <b>15-1665</b> | 04438-02091   | <b>13-0540</b> |
| 8D0 407 305J#    | <b>15-1267</b> | 23291-GA191* | <b>15-1077</b> | 29023-AA022  | <b>13-0132</b> | 44101-71C41* | <b>15-1252</b> | 44102-80G01*  | <b>15-1665</b> | 04438-05060   | <b>13-0335</b> |
| 8D0 407 305M#    | <b>15-1381</b> | 28021-AA003* | <b>15-1247</b> | 44101-86G00* | <b>15-1614</b> | 44101-78010* | <b>15-1080</b> | 44102-82020*  | <b>15-1080</b> | 04438-05140   | <b>13-0335</b> |
| 8D0 407 305Q#    | <b>15-1375</b> | 28021-AA011* | <b>15-1247</b> | 44101-86G60* | <b>15-1614</b> | 44101-78011* | <b>15-1080</b> | 44102-82021*  | <b>15-1080</b> | 04438-05210   | <b>13-0334</b> |
| 8D0 498 099      | <b>15-1239</b> | 28021-AA012* | <b>15-1247</b> | 44102-86G00* | <b>15-1614</b> | 44101-78012* | <b>15-1080</b> | 44102-82313*  | <b>15-1080</b> | 04438-0D020   | <b>13-0381</b> |
| 8D0 498 099B     | <b>15-1239</b> | 28021-AA013* | <b>15-1247</b> | 44102-86G60* | <b>15-1614</b> | 44101-80E00* | <b>15-1361</b> | 44102-82611*  | <b>15-1080</b> | 04438-10020   | <b>13-0186</b> |
| 8D0 498 099D     | <b>15-1441</b> | 28021-AA021* | <b>15-1084</b> | 44118-86G00  | <b>13-0408</b> | 44101-80E01* | <b>15-1361</b> | 44102-83E10*  | <b>15-1672</b> | 04438-10020   | <b>13-0269</b> |
| 8D0 498 099E     | <b>15-1441</b> | 28021-AA022* | <b>15-1084</b> | 7232-21392*  | <b>15-1040</b> | 44101-80E21* | <b>15-1360</b> | 44102-84012*  | <b>15-1117</b> | 04438-10021   | <b>13-0029</b> |
| 8D0 498 203A     | <b>13-0178</b> | 28021-AA031* | <b>15-1084</b> | 72322-2230   | <b>13-0181</b> | 44101-80G00* | <b>15-1665</b> | 44102-84150*  | <b>15-1117</b> | 04438-10021   | <b>13-0186</b> |
| 8D0 498 203B     | <b>13-0300</b> | 28021-AA032* | <b>15-1084</b> | 28021-AA033* | <b>15-1274</b> | 44101-80G23* | <b>15-1665</b> | 44102-84330*  | <b>15-1117</b> | 04438-10021   | <b>13-0269</b> |
|                  |                | 28021-AA033* | <b>15-1084</b> | 28021-AA033* | <b>15-1274</b> | 44101-81A00* | <b>15-0459</b> | 44102-84331*  | <b>15-1117</b> | 04438-10022   | <b>13-0029</b> |
|                  |                | 28021-AA051* | <b>15-1151</b> | 28021-AA052* | <b>15-1151</b> | 44101-82015* | <b>15-1068</b> | 44102-85E50*  | <b>15-1555</b> | 04438-10022   | <b>13-0186</b> |
|                  |                | 28021-AA052* | <b>15-1151</b> | 28021-AA053* | <b>15-1151</b> | 44101-82020* | <b>15-1080</b> | 44102-86041*  | <b>15-1080</b> | 04438-10040   | <b>13-0199</b> |
| <b>SKODA LCV</b> |                | 28021-AA053* | <b>15-1151</b> | 28021-AA130* | <b>15-1084</b> | 44101-82021* | <b>15-1080</b> | 44102-86G00*  | <b>15-1614</b> | 04438-10060   | <b>13-0240</b> |
|                  |                | 28021-AA130* | <b>15-1084</b> | 28021-AA130* | <b>15-1084</b> | 44101-82313* | <b>15-1080</b> | 44102-86G60*  | <b>15-1614</b> | 04438-12050   | <b>13-0111</b> |
|                  |                | 28021-AA131* | <b>15-1084</b> | 28021-AA131* | <b>15-1084</b> | 44101-82611* | <b>15-1080</b> | 44102-M72F12* | <b>15-1361</b> | 04438-12190   | <b>13-0239</b> |
| 6Q0 498 099C     | <b>15-1403</b> | 28021-AA132* | <b>15-1084</b> | 28021-AA132* | <b>15-1084</b> | 44101-83E10* | <b>15-1672</b> | 44114-63B60*  | <b>15-1252</b> | 04438-12290   | <b>13-0243</b> |
| 6Q0 498 099D     | <b>15-1413</b> | 28021-AA150* | <b>15-1151</b> | 28021-AA150* | <b>15-1151</b> | 44101-83E11* | <b>15-1672</b> | 44115-78010#  | <b>15-1080</b> | 04438-16010   | <b>13-0244</b> |
| 6Q0 498 099E     | <b>15-1414</b> | 28021-AA151* | <b>15-1151</b> | 28021-AA151* | <b>15-1151</b> | 44101-83E50* | <b>15-1394</b> | 44115-82611*  | <b>15-1068</b> | 04438-16011   | <b>13-0244</b> |
| 6Q0 498 203      | <b>13-0272</b> | 28021-AA152* | <b>15-1151</b> | 28021-AA152* | <b>15-1151</b> | 44101-84012* | <b>15-1117</b> | 44116-51K00   | <b>15-1724</b> | 04438-20070   | <b>13-0166</b> |
| 6Q0 498 203      | <b>13-0278</b> | 28021-AA160* | <b>15-1247</b> | 28021-AA160* | <b>15-1247</b> | 44101-84150* | <b>15-1117</b> | 44116-60B20*  | <b>15-1114</b> | 04438-20131   | <b>13-0243</b> |
| 6Q0 498 203A     | <b>13-0283</b> | 28021-AA161* | <b>15-1247</b> | 28021-AA161* | <b>15-1247</b> | 44101-84330* | <b>15-1117</b> | 44116-60B30*  | <b>15-1114</b> | 04438-20150   | <b>13-0237</b> |
|                  |                | 28021-AA162* | <b>15-1247</b> | 28021-AA162* | <b>15-1247</b> | 44101-84331* | <b>15-1117</b> | 44116-64B10*  | <b>15-1149</b> | 04438-32011   | <b>13-0061</b> |
|                  |                | 28021-AA481* | <b>15-1247</b> | 28021-AA481* | <b>15-1247</b> | 44101-85E50* | <b>15-1555</b> | 44118-51K00   | <b>13-0523</b> | 04438-42081   | <b>13-0530</b> |
|                  |                | 28021-AA491* | <b>15-1247</b> | 04438-87701  | <b>13-0070</b> | 44101-86041* | <b>15-1080</b> | 44118-60DD1   | <b>13-0059</b> | 04438-44050   | <b>13-0336</b> |
| <b>SMART</b>     |                | 28021-AA511* | <b>15-1084</b> | 44010-60A20# | <b>15-1380</b> | 44101-86G00* | <b>15-1614</b> | 44118-60G00   | <b>13-0251</b> | 04438-44051   | <b>13-0336</b> |
|                  |                | 28021-AA511* | <b>15-1247</b> | 44101-51K00* | <b>15-1724</b> | 44101-86G60* | <b>15-1614</b> | 44118-60G00   | <b>13-0441</b> | 04438-52020   | <b>13-0268</b> |
|                  |                | 28021-AA541* | <b>15-1247</b> | 44101-60A10* | <b>15-1380</b> | 44102-51K00* | <b>15-1724</b> | 44118-60G01   | <b>13-0251</b> | 04438-52020   | <b>13-0318</b> |
| 0003233V011      | <b>17-0630</b> | 28021-AA551* | <b>15-1084</b> | 44101-60A20* | <b>15-1380</b> | 44102-60A10* | <b>15-1380</b> | 44118-60G22   | <b>13-0096</b> | 04438-52041   | <b>13-0311</b> |
| 0003234V010      | <b>17-0629</b> | 28021-AA551* | <b>15-1247</b> | 44101-60B12* | <b>15-1114</b> | 44102-60A20* | <b>15-1380</b> | 44118-64B10   | <b>13-0129</b> | 04438-52071   | <b>13-0309</b> |
| 0003234V011      | <b>17-0629</b> | 28021-AC090* | <b>15-1247</b> | 44101-60B20* | <b>15-1114</b> | 44102-60B12* | <b>15-1114</b> | 44118-67D01   | <b>13-0262</b> | 43030-28010*  | <b>15-1536</b> |
| 454 330 00 85    | <b>13-0409</b> | 28021-AC130* | <b>15-1084</b> | 44101-60B30* | <b>15-1114</b> | 44102-60B20* | <b>15-1114</b> | 44118-71C10   | <b>13-0128</b> | 43405-60030*  | <b>15-0218</b> |
| 454 330 14 01*   | <b>15-1615</b> | 28021-AC170* | <b>15-1247</b> | 44101-60DD0* | <b>15-1068</b> | 44102-60B30* | <b>15-1114</b> | 44118-80E01   | <b>13-0095</b> | 43405-60040*  | <b>15-0217</b> |
| 454 330 15 01*   | <b>15-1615</b> | 28021-AC171* | <b>15-1247</b> | 44101-60DD1* | <b>15-1068</b> | 44102-60DD0* | <b>15-1068</b> | 44118-83E50   | <b>13-0270</b> | 43405-60050*  | <b>15-0218</b> |
| 454 330 24 01*   | <b>15-1615</b> | 28021-AC190* | <b>15-1247</b> | 44101-60G00* | <b>15-1365</b> | 44102-60DD1* | <b>15-1068</b> | 44118-83E50   | <b>13-0447</b> | 43410-02040*  | <b>15-1352</b> |
| 454 330 11 01*   | <b>15-1507</b> | 28021-AC280* | <b>15-1247</b> | 44101-60G01* | <b>15-1365</b> | 44102-60G00* | <b>15-1365</b> | 44118-84110   | <b>13-0099</b> | 43410-02070*  | <b>15-1352</b> |
| 454 330 17 01    | <b>13-0354</b> | 28021-AC281* | <b>15-1247</b> | 44101-60G10* | <b>15-1365</b> | 44102-62B11* | <b>15-1114</b> | 44118-85E50   | <b>13-0380</b> | 43410-02250*  | <b>15-1544</b> |
|                  |                | 28021-KA440* | <b>15-1320</b> | 44101-60G20* | <b>15-1266</b> | 44102-62B12* | <b>15-1114</b> | 44118-86061   | <b>13-0095</b> | 43410-03010*  | <b>15-1334</b> |
|                  |                | 28021-KA450* | <b>15-1320</b> | 44101-60G22* | <b>15-1266</b> | 44102-62B22* | <b>15-1114</b> | 44118-86G00   | <b>13-0408</b> | 43410-05330*  | <b>15-1539</b> |
|                  |                | 28021-KA570* | <b>15-1320</b> | 44101-62B11* | <b>15-1114</b> | 44102-62J90* | <b>15-1602</b> | 44118-M72F00  | <b>13-0248</b> | 43410-05340*  | <b>15-1539</b> |
| <b>SUBARU</b>    |                | 28021-KA580* | <b>15-1320</b> | 44101-62B12* | <b>15-1114</b> | 44102-63B10* | <b>15-1114</b> | 44118-M72F11  | <b>13-0248</b> | 43410-05380*  | <b>15-1778</b> |
|                  |                | 28023-AA120  | <b>13-0181</b> | 44101-62B22* | <b>15-1114</b> | 44102-63B20* | <b>15-1114</b> | 44118-M72F20  | <b>13-0248</b> | 43410-0D020   | <b>17-1068</b> |
|                  |                | 28023-AC060  | <b>13-0074</b> | 44101-62J90* | <b>15-1602</b> | 44102-63B21* | <b>15-1114</b> | 44133-60A10   | <b>13-0261</b> | 43410-0D020*  | <b>15-1557</b> |
| 23221-GA232*     | <b>15-1046</b> | 28091-AA012* | <b>15-1084</b> | 44101-63B10* | <b>15-1114</b> | 44102-64B10* | <b>15-1149</b> |               |                | 43410-0D080*  | <b>15-1557</b> |
| 23221-GA233*     | <b>15-1046</b> | 28091-AA094* | <b>15-1247</b> | 44101-63B20* | <b>15-1114</b> | 44102-64B11* | <b>15-1149</b> |               |                | 43410-0D150*  | <b>15-1557</b> |
| 23221-GA242*     | <b>15-1018</b> | 28091-KA390* | <b>15-1319</b> | 44101-64B10* | <b>15-1149</b> | 44102-64B20* | <b>15-1149</b> |               |                | 43410-0D170   | <b>17-0893</b> |
| 23221-GA243*     | <b>15-1018</b> | 28091-KA400* | <b>15-1319</b> | 44101-64B11* | <b>15-1149</b> | 44102-67D00* | <b>15-1540</b> |               |                | 43410-0D180   | <b>17-0895</b> |

| TOYOTA       |         | 43410-20060* | 15-1134 | 43420-0D020  | 17-1052 | 43420-20190* | 15-1207 | 43470-09780*        | 15-1557 | 171 407 311K# | 15-1021 |
|--------------|---------|--------------|---------|--------------|---------|--------------|---------|---------------------|---------|---------------|---------|
|              |         | 43410-20070* | 15-1134 | 43420-0D020* | 15-1557 | 43420-20191* | 15-1207 | 43470-09A14*        | 15-1539 | 171 407 311L# | 15-1096 |
|              |         | 43410-20100* | 15-1070 | 43420-0D080* | 15-1557 | 43420-20221* | 15-1351 | 43470-09A15*        | 15-1544 | 171 407 311P# | 15-1050 |
|              |         | 43410-20110* | 15-1351 | 43420-0D150* | 15-1557 | 43420-20241* | 15-1351 | 43470-09C90*        | 15-1528 | 171 407 331C# | 16-1003 |
| 43410-0H010  | 17-0921 | 43410-20111* | 15-1351 | 43420-0D170  | 17-0892 | 43420-20270* | 15-1393 | 43470-09L30*        | 21-0001 | 171 407 331E# | 16-1003 |
| 43410-0H020  | 17-0858 | 43410-20151* | 15-1346 | 43420-0D180  | 17-0894 | 43420-20271* | 15-1393 | 43470-19216*        | 15-1346 | 171 407 331F# | 16-1004 |
| 43410-10020* | 15-1253 | 43410-20151* | 15-1347 | 43420-0H010  | 17-0920 | 43420-20281* | 15-1346 | 43470-19236*        | 15-1070 | 171 407 331H# | 16-1004 |
| 43410-10030* | 15-1253 | 43410-20220* | 15-1070 | 43420-0H020  | 17-0857 | 43420-20291* | 15-1070 | 43470-19316*        | 15-1347 | 171 407 331K# | 16-1004 |
| 43410-10040* | 15-1253 | 43410-20221* | 15-1351 | 43420-10020* | 15-1253 | 43420-20291* | 15-1339 | 43470-29216*        | 15-1393 | 171 407 331L# | 16-1003 |
| 43410-10050* | 15-1253 | 43410-20222* | 15-1351 | 43420-10030* | 15-1253 | 43420-20292* | 15-1339 | 43470-29218*        | 15-1393 | 171 498 099   | 15-1004 |
| 43410-10060* | 15-1253 | 43410-20240* | 15-1207 | 43420-10060* | 15-1253 | 43420-20301* | 15-1070 | 43470-39086*        | 15-1070 | 171 498 099A  | 15-1021 |
| 43410-10070* | 15-1271 | 43410-20241* | 15-1207 | 43420-10070* | 15-1271 | 43420-20340* | 15-1070 | 43470-49196*        | 15-1536 | 171 498 099B  | 15-1005 |
| 43410-10071* | 15-1271 | 43410-20291* | 15-1351 | 43420-10071* | 15-1271 | 43420-20380* | 15-1351 | 43470-49226*        | 15-1485 | 171 498 099C  | 15-1021 |
| 43410-10090* | 15-1253 | 43410-20311* | 15-1351 | 43420-10090* | 15-1253 | 43420-20430* | 15-1339 | 43470-59015*        | 15-1392 | 171 498 103   | 16-1004 |
| 43410-10130* | 15-1253 | 43410-20320* | 15-1393 | 43420-10130* | 15-1253 | 43420-20431* | 15-1339 | 43470-59025*        | 15-1460 | 171 498 103C  | 16-1004 |
| 43410-10150* | 15-1030 | 43410-20321* | 15-1393 | 43420-10150* | 15-1030 | 43420-20490* | 15-1351 | 43470-59045*        | 15-1450 | 183 498 099A  | 15-1150 |
| 43410-12020* | 15-1030 | 43410-20341* | 15-1070 | 43420-12020* | 15-1030 | 43420-20491* | 15-1351 | 43470-59065*        | 15-1447 | 191 407 271   | 17-0121 |
| 43410-12021* | 15-1030 | 43410-20341* | 15-1346 | 43420-12021* | 15-1030 | 43420-32010* | 15-1070 | 43470-59115*        | 15-1447 | 191 407 271A  | 17-0002 |
| 43410-12040* | 15-1070 | 43410-20420* | 15-1351 | 43420-12030* | 15-1030 | 43420-32011* | 15-1070 | 44410-33030*        | 15-1326 | 191 407 271B  | 17-0002 |
| 43410-12050* | 15-1030 | 43410-20440* | 15-1346 | 43420-12040* | 15-1070 | 43420-32030* | 15-1070 | 7849841             | 15-1078 | 191 407 271C  | 17-0002 |
| 43410-12060* | 15-1030 | 43410-20444* | 15-1347 | 43420-12060* | 15-1030 | 43420-32040* | 15-1070 |                     |         | 191 407 271H  | 17-0339 |
| 43410-12070* | 15-1070 | 43410-20450* | 15-1346 | 43420-12070* | 15-1070 | 43420-32120* | 15-1351 |                     |         | 191 407 271HX | 17-0339 |
| 43410-12080* | 15-1030 | 43410-20530* | 15-1351 | 43420-12090* | 15-1030 | 43420-32121* | 15-1351 |                     |         | 191 407 271K  | 17-0339 |
| 43410-12090* | 15-1070 | 43410-20540* | 15-1351 | 43420-12091* | 15-1346 | 43420-32122* | 15-1351 | TOYOTA LCV          |         | 191 407 271L  | 17-0002 |
| 43410-12100* | 15-1070 | 43410-20720* | 15-1351 | 43420-12100* | 15-1070 | 43420-33010* | 15-1339 |                     |         | 191 407 271N  | 17-0121 |
| 43410-12130* | 15-1030 | 43410-20721* | 15-1351 | 43420-12101* | 15-1070 | 43420-33030* | 15-1326 |                     |         | 191 407 271NV | 17-0121 |
| 43410-12131* | 15-1346 | 43410-32010* | 15-1070 | 43420-12110* | 15-1070 | 43420-33040* | 15-1325 | 43405-60040*        | 15-0217 | 191 407 271NX | 17-0121 |
| 43410-12140* | 15-1070 | 43410-32011* | 15-1070 | 43420-12140* | 15-1070 | 43420-42020* | 15-1351 |                     |         | 191 407 271P  | 17-0002 |
| 43410-12141* | 15-1070 | 43410-32020* | 15-1070 | 43420-12141* | 15-1070 | 43420-42021* | 15-1070 |                     |         | 191 407 271Q  | 17-0002 |
| 43410-12150* | 15-1070 | 43410-32021* | 15-1070 | 43420-12150* | 15-1351 | 43420-42023* | 15-1351 |                     |         | 191 407 271R  | 17-0002 |
| 43410-12170* | 15-1070 | 43410-32022* | 15-1070 | 43420-12151* | 15-1351 | 43420-42050* | 15-1536 | VAUXHALL (see OPEL) |         | 191 407 271S  | 17-0339 |
| 43410-12171* | 15-1070 | 43410-32030* | 15-1070 | 43420-12161* | 15-1347 | 43420-42140* | 15-1536 |                     |         | 191 407 271T  | 17-0339 |
| 43410-12181* | 15-1351 | 43410-32031* | 15-1070 | 43420-12250* | 15-1346 | 43420-51Y10* | 15-1070 |                     |         | 191 407 272   | 17-0003 |
| 43410-12191* | 15-1347 | 43410-32040* | 15-1070 | 43420-12250* | 15-1347 | 43420-52070* | 15-1450 | 93194650            | 15-1724 | 191 407 272A  | 17-0003 |
| 43410-12210* | 15-1070 | 43410-32041* | 15-1070 | 43420-12260* | 15-1346 | 43420-52070  | 17-1053 | 93194655            | 15-1724 | 191 407 272AA | 17-0003 |
| 43410-12211* | 15-1351 | 43410-32060* | 15-1070 | 43420-12310* | 15-1351 | 43420-52120  | 17-1050 | 93194659            | 15-1723 | 191 407 272AB | 17-0003 |
| 43410-12260* | 15-1346 | 43410-32140* | 15-1351 | 43420-12370* | 15-1351 | 43420-52180  | 17-0892 | 93194660            | 15-1723 | 191 407 272AC | 17-0003 |
| 43410-12260* | 15-1347 | 43410-32141* | 15-1351 | 43420-13030* | 15-1536 | 43420-59050* | 15-1460 |                     |         | 191 407 272AE | 17-0003 |
| 43410-12270* | 15-1346 | 43410-32181* | 15-1339 | 43420-16050* | 15-1030 | 43460-09270* | 15-1484 |                     |         | 191 407 272AF | 17-0615 |
| 43410-12320* | 15-1351 | 43410-32182* | 15-1339 | 43420-16060* | 15-1030 | 43460-09490* | 15-1483 |                     |         | 191 407 272AG | 17-0615 |
| 43410-12350* | 15-1070 | 43410-33010* | 15-1339 | 43420-16080* | 15-1030 | 43460-09530* | 15-1557 | VOLKSWAGEN          |         | 191 407 272AK | 17-0189 |
| 43410-12350* | 15-1346 | 43410-33040* | 15-1325 | 43420-16090* | 15-1030 | 43460-09601* | 15-1539 |                     |         | 191 407 272BA | 17-0003 |
| 43410-12360* | 15-1351 | 43410-42020* | 15-1351 | 43420-20010* | 15-1070 | 43460-09621* | 15-1544 |                     |         | 191 407 272BD | 17-0615 |
| 43410-12400* | 15-1351 | 43410-42021* | 15-1070 | 43420-20020* | 15-1070 | 43460-09C80* | 15-1528 | 113 501 331         | 16-1004 | 191 407 272C  | 17-0003 |
| 43410-12401* | 15-1351 | 43410-42023* | 15-1351 | 43420-20040* | 15-1134 | 43460-09M60  | 21-0002 | 113 598 101         | 16-1004 | 191 407 272CV | 17-0615 |
| 43410-12420* | 15-1346 | 43410-42120* | 15-1536 | 43420-20050* | 15-1134 | 43460-19086* | 15-1253 | 171 407 271         | 17-0052 | 191 407 272CX | 17-0615 |
| 43410-12420* | 15-1347 | 43410-52070* | 15-1450 | 43420-20060* | 15-1070 | 43460-19276* | 15-1346 | 171 407 271G        | 17-0052 | 191 407 272E  | 17-0003 |
| 43410-12420* | 15-1351 | 43410-52070  | 17-1054 | 43420-20070* | 15-1070 | 43460-19286* | 15-1070 | 171 407 271GX       | 17-0052 | 191 407 272F  | 17-0615 |
| 43410-12430* | 15-1346 | 43410-52120  | 17-1051 | 43420-20111* | 15-1346 | 43460-19306* | 15-1070 | 171 407 271R        | 17-0052 | 191 407 272H  | 17-0615 |
| 43410-16050* | 15-1030 | 43410-52180  | 17-0893 | 43420-20111* | 15-1347 | 43460-19365* | 15-1347 | 171 407 271RX       | 17-0052 | 191 407 272J  | 17-0189 |
| 43410-16060* | 15-1030 | 43410-59050* | 15-1460 | 43420-20120* | 15-1070 | 43460-49106* | 15-1536 | 171 407 271S        | 17-0052 | 191 407 272N  | 17-0121 |
| 43410-16080* | 15-1030 | 43420-02040* | 15-1352 | 43420-20121* | 15-1346 | 43460-49146* | 15-1485 | 171 407 271T        | 17-0052 | 191 407 272X  | 17-0003 |
| 43410-16090* | 15-1030 | 43420-02070* | 15-1352 | 43420-20121* | 15-1347 | 43460-59045* | 15-1450 | 171 407 311#        | 15-1004 | 191 407 274   | 17-0003 |
| 43410-20010* | 15-1070 | 43420-02280* | 15-1544 | 43420-20161* | 15-1351 | 43470-09480* | 15-1484 | 171 407 311D#       | 15-1049 | 191 407 274AX | 17-0003 |
| 43410-20020* | 15-1070 | 43420-05150* | 15-1539 | 43420-20170* | 15-1070 | 43470-09500* | 15-1513 | 171 407 311E#       | 15-1035 | 191 407 274BX | 17-0003 |
| 43410-20031* | 15-1070 | 43420-05240* | 15-1539 | 43420-20171* | 15-1351 | 43470-09560* | 15-1484 | 171 407 311F#       | 15-1021 | 191 407 274CX | 17-0615 |
| 43410-20040* | 15-1070 | 43420-05380* | 15-1778 | 43420-20172* | 15-1351 | 43470-09740* | 15-1483 | 171 407 311J#       | 15-1005 | 191 407 274DX | 17-0615 |

\* =OE Semiasse/ Driveshaft/ Trasmissione/ Achswelle/ Semieje

# =OE Giunto senza KIT/ CVJ w/o KIT/ Joint sans Kit/ Gelenk Ohne Satz/ Junta sin Kit

| Ad. OE            | METELLI ref.    | Ad. OE        | METELLI ref.   | Ad. OE        | METELLI ref.    | Ad. OE        | METELLI ref.    | Ad. OE        | METELLI ref.   | Ad. OE        | METELLI ref.    |
|-------------------|-----------------|---------------|----------------|---------------|-----------------|---------------|-----------------|---------------|----------------|---------------|-----------------|
| <b>VOLKSWAGEN</b> |                 | 1H0 407 272QX | <b>17-0355</b> | 1J0 498 203   | <b>13-0154</b>  | 321 498 103D  | <b>16-1010B</b> | 443 498 103A  | <b>16-1014</b> | 6Q0 407 452EX | <b>17-0612</b>  |
|                   |                 | 1H0 407 272S  | <b>17-0357</b> | 1K0 407 271AP | <b>17-0881</b>  | 321 498 203   | <b>13-0004</b>  | 443 498 203A  | <b>13-0536</b> | 6Q0 407 452FX | <b>17-0612</b>  |
|                   |                 | 1H0 407 272X  | <b>17-0355</b> | 1K0 407 271AT | <b>17-0759</b>  | 321 498 203   | <b>13-0047</b>  | 4D0 498 099   | <b>15-1267</b> | 6Q0 407 452GX | <b>17-0612</b>  |
|                   |                 | 1H0 407 274V  | <b>17-0353</b> | 1K0 407 271BJ | <b>17-0761</b>  | 321 498 203A  | <b>13-0048</b>  | 4D0 598 099   | <b>15-1267</b> | 6Q0 407 452HX | <b>17-0614</b>  |
| 191 407 274RX     | <b>17-0003</b>  | 1H0 407 274X  | <b>17-0353</b> | 1K0 407 271CP | <b>17-0759</b>  | 357 407 271A  | <b>17-0123</b>  | 4E0 407 285   | <b>13-0436</b> | 6Q0 498 099C  | <b>15-1403</b>  |
| 191 407 274X      | <b>17-0003</b>  | 1H0 407 311#  | <b>15-1189</b> | 1K0 407 271DH | <b>17-0877</b>  | 357 407 271B  | <b>17-0123</b>  | 4E0 407 305D# | <b>15-1695</b> | 6Q0 498 099D  | <b>15-1413</b>  |
| 191 407 311#      | <b>15-1021</b>  | 1H0 407 311C# | <b>15-1021</b> | 1K0 407 271DJ | <b>17-0763</b>  | 357 407 271D  | <b>17-0121</b>  | 4E0 498 099A  | <b>15-1695</b> | 6Q0 498 099E  | <b>15-1414</b>  |
| 191 407 311B#     | <b>15-1009</b>  | 1H0 407 311D# | <b>15-1009</b> | 1K0 407 272CC | <b>17-0760</b>  | 357 407 271EX | <b>17-0123</b>  | 4E0 498 203   | <b>13-0468</b> | 6Q0 498 099F  | <b>15-1415</b>  |
| 191 407 311C#     | <b>15-1009</b>  | 1H0 407 331#  | <b>16-1003</b> | 1K0 407 272CR | <b>17-1064</b>  | 357 407 271G  | <b>17-0123</b>  | 5M0 498 099   | <b>15-1708</b> | 6Q0 498 203   | <b>13-0272</b>  |
| 191 407 311F#     | <b>15-1009</b>  | 1H0 407 331B# | <b>16-1010</b> | 1K0 407 272DM | <b>17-0882</b>  | 357 407 271GX | <b>17-0123</b>  | 5M0 498 203   | <b>13-0480</b> | 6Q0 498 203   | <b>13-0278</b>  |
| 191 407 311H#     | <b>15-1021</b>  | 1H0 407 331D# | <b>16-1010</b> | 1K0 407 272EN | <b>17-0762</b>  | 357 407 271H  | <b>17-0123</b>  | 5Z0 498 099A  | <b>15-1653</b> | 6Q0 498 203A  | <b>13-0283</b>  |
| 191 407 311J#     | <b>15-1009</b>  | 1H0 407 417   | <b>17-0751</b> | 1K0 407 272FR | <b>17-0760</b>  | 357 407 271HX | <b>17-0123</b>  | 5Z0 498 203   | <b>13-0433</b> | 6Q0 498 203B  | <b>13-0284</b>  |
| 191 407 311L#     | <b>15-1009</b>  | 1H0 407 418   | <b>17-0752</b> | 1K0 407 272GK | <b>17-0760</b>  | 357 407 271P  | <b>17-0123</b>  | 6E0 407 271C  | <b>17-0475</b> | 6QE 498 099   | <b>15-1533</b>  |
| 191 407 331#      | <b>16-1010</b>  | 1H0 498 099   | <b>15-1009</b> | 1K0 407 272GM | <b>17-0760</b>  | 357 407 271Q  | <b>17-0751</b>  | 6E0 407 271G  | <b>17-0171</b> | 6QE 498 099B  | <b>15-1531</b>  |
| 191 407 331A#     | <b>16-1010</b>  | 1H0 498 099A  | <b>15-1189</b> | 1K0 407 272HB | <b>17-0878</b>  | 357 407 272   | <b>17-0124</b>  | 6E0 407 272D  | <b>17-0476</b> | 6QE 498 203   | <b>13-0368</b>  |
| 191 498 099       | <b>15-1021</b>  | 1H0 498 203   | <b>13-0048</b> | 1K0 407 272HK | <b>17-0764</b>  | 357 407 272B  | <b>17-0124</b>  | 6E0 407 272H  | <b>17-0172</b> | 6QE 498 203A  | <b>13-0367</b>  |
| 191 498 099A      | <b>15-1009</b>  | 1H0 498 203   | <b>13-0152</b> | 1K0 407 272JT | <b>17-0764</b>  | 357 407 272E  | <b>17-0355</b>  | 6E0 407 311#  | <b>15-1547</b> | 6X0 407 271K  | <b>17-0472</b>  |
| 191 498 099B      | <b>15-1009</b>  | 1H0 498 203A  | <b>13-0152</b> | 1K0 407 272NJ | <b>17-0762</b>  | 357 407 272F  | <b>17-0124</b>  | 6E0 407 451BX | <b>17-0171</b> | 6X0 407 272E  | <b>17-0474</b>  |
| 191 498 099F      | <b>15-1021</b>  | 1H0 498 203A  | <b>13-0319</b> | 1K0 407 311F# | <b>15-1465</b>  | 357 407 272FX | <b>17-0124</b>  | 6E0 407 451X  | <b>17-0475</b> | 6X0 407 331#  | <b>16-1010C</b> |
| 191 498 103       | <b>16-1010B</b> | 1J0 407 271AC | <b>17-0207</b> | 1K0 407 311G# | <b>15-1462</b>  | 357 407 272L  | <b>17-0124</b>  | 6E0 407 452AX | <b>17-0172</b> | 6X0 407 451AX | <b>17-0472</b>  |
| 191 498 103A      | <b>16-1010B</b> | 1J0 407 271AL | <b>17-0207</b> | 1K0 407 311H# | <b>15-1467</b>  | 357 407 272M  | <b>17-0124</b>  | 6E0 407 452X  | <b>17-0476</b> | 6X0 407 451X  | <b>17-0472</b>  |
| 191 498 103C      | <b>16-1010B</b> | 1J0 407 271AP | <b>17-0358</b> | 1K0 407 311J# | <b>15-1463</b>  | 357 407 272MV | <b>17-0124</b>  | 6E0 498 099   | <b>15-1547</b> | 6X0 407 452X  | <b>17-0474</b>  |
| 191 498 104       | <b>16-1010A</b> | 1J0 407 271AQ | <b>17-0358</b> | 1K0 407 311L# | <b>15-1467</b>  | 357 407 272MX | <b>17-0124</b>  | 6E0 498 203   | <b>13-0376</b> | 6X0 498 099   | <b>15-1466</b>  |
| 191 498 104A      | <b>16-1010A</b> | 1J0 407 271C  | <b>17-0358</b> | 1K0 498 099   | <b>15-1467</b>  | 357 407 311#  | <b>15-1009</b>  | 6K0 407 271C  | <b>17-0002</b> | 6X0 498 103   | <b>16-1010C</b> |
| 191 498 201D      | <b>14-0005</b>  | 1J0 407 271CG | <b>17-0443</b> | 1K0 498 099A  | <b>15-1462</b>  | 357 498 099   | <b>15-1009</b>  | 6K0 407 272H  | <b>17-0003</b> | 6X0 498 203   | <b>13-0322</b>  |
| 191 498 203       | <b>13-0048</b>  | 1J0 407 271EP | <b>17-0443</b> | 1K0 498 099B  | <b>15-1463</b>  | 357 498 099D  | <b>15-1009</b>  | 6N0 407 271   | <b>17-0127</b> | 7H0 498 203   | <b>13-0436</b>  |
| 191 498 203C      | <b>13-0005</b>  | 1J0 407 271ES | <b>17-0443</b> | 1K0 498 099C  | <b>15-1467</b>  | 357 498 099E  | <b>15-1189</b>  | 6N0 407 271H  | <b>17-0171</b> | 7L0 498 099A  | <b>15-1659</b>  |
| 191 498 203C      | <b>13-0048</b>  | 1J0 407 271F  | <b>17-0207</b> | 1K0 498 099D  | <b>15-1465</b>  | 357 498 099EV | <b>15-1189</b>  | 6N0 407 271J  | <b>17-0127</b> | 7L0 498 099C  | <b>15-1659</b>  |
| 191 598 099       | <b>15-1096</b>  | 1J0 407 271FD | <b>17-0443</b> | 1K0 498 099E  | <b>15-1467</b>  | 357 498 099EX | <b>15-1189</b>  | 6N0 407 271X  | <b>17-0127</b> | 7L0 498 203   | <b>13-0416</b>  |
| 1H0 407 271       | <b>17-0352</b>  | 1J0 407 271FN | <b>17-0358</b> | 1K0 498 103   | <b>16-1010C</b> | 357 498 103   | <b>16-1010B</b> | 6N0 407 272   | <b>17-0128</b> | 7L0 498 203   | <b>13-0426</b>  |
| 1H0 407 271A      | <b>17-0187</b>  | 1J0 407 271GC | <b>17-0443</b> | 1K0 498 103B  | <b>16-1022</b>  | 357 498 103A  | <b>16-1010B</b> | 6N0 407 272J  | <b>17-0172</b> | 7L0 498 203   | <b>13-0437</b>  |
| 1H0 407 271AX     | <b>17-0187</b>  | 1J0 407 271JL | <b>17-0779</b> | 1K0 498 201B  | <b>14-0020</b>  | 357 498 103B  | <b>16-1010B</b> | 6N0 407 272X  | <b>17-0128</b> | 7L6 407 271G* | <b>15-1633</b>  |
| 1H0 407 271F      | <b>17-0121</b>  | 1J0 407 271LM | <b>17-0443</b> | 1K0 498 203   | <b>13-0293</b>  | 357 498 104   | <b>16-1010A</b> | 6N0 407 311#  | <b>15-1190</b> | 7L6 498 099B  | <b>15-1633</b>  |
| 1H0 407 271FX     | <b>17-0121</b>  | 1J0 407 271LN | <b>17-0443</b> | 1K0 498 203   | <b>13-0321</b>  | 3B0 498 099A  | <b>15-1375</b>  | 6N0 407 331#  | <b>16-1023</b> | 7L6 498 099B  | <b>15-1644</b>  |
| 1H0 407 271H      | <b>17-0352</b>  | 1J0 407 272AP | <b>17-0208</b> | 1K0 498 203A  | <b>13-0320</b>  | 3B0 498 099B  | <b>15-1381</b>  | 6N0 407 451BX | <b>17-0171</b> | 7M0 407 271J  | <b>17-0360</b>  |
| 1H0 407 271N      | <b>17-0751</b>  | 1J0 407 272AT | <b>17-0211</b> | 1K0 498 203B  | <b>13-0293</b>  | 3B0 498 099D  | <b>15-1375</b>  | 6N0 498 099   | <b>15-1190</b> | 7M0 407 271L  | <b>17-0360</b>  |
| 1H0 407 271P      | <b>17-0751</b>  | 1J0 407 272BJ | <b>17-0444</b> | 1K0 498 203B  | <b>13-0321</b>  | 3B0 498 099E  | <b>15-1641</b>  | 6N0 498 103   | <b>16-1023</b> | 7M0 407 272E  | <b>17-0267</b>  |
| 1H0 407 271V      | <b>17-0352</b>  | 1J0 407 272BR | <b>17-0444</b> | 251 598 101A  | <b>16-1014</b>  | 3B0 498 203A  | <b>13-0178</b>  | 6N0 498 201   | <b>14-0021</b> | 7M0 498 099   | <b>15-1389</b>  |
| 1H0 407 271X      | <b>17-0352</b>  | 1J0 407 272CT | <b>17-0748</b> | 321 407 311L# | <b>15-1096</b>  | 3B0 498 203A  | <b>13-0258</b>  | 6N0 498 203   | <b>13-0153</b> | 7M0 498 099A  | <b>15-1444</b>  |
| 1H0 407 272       | <b>17-0355</b>  | 1J0 407 272F  | <b>17-0208</b> | 321 407 311M# | <b>15-1096</b>  | 3B0 498 203A  | <b>13-0259</b>  | 6Q0 407 271AS | <b>17-0611</b> | 7M0 498 203   | <b>13-0266</b>  |
| 1H0 407 272A      | <b>17-0188</b>  | 1J0 407 272GC | <b>17-0444</b> | 321 407 331#  | <b>16-1004</b>  | 3B0 498 203B  | <b>13-0263</b>  | 6Q0 407 271AT | <b>17-0611</b> | 7M0 498 203A  | <b>13-0306</b>  |
| 1H0 407 272AC     | <b>17-0353</b>  | 1J0 407 272GD | <b>17-0444</b> | 321 407 331B# | <b>16-1004</b>  | 3B0 498 203D  | <b>13-0424</b>  | 6Q0 407 271BE | <b>17-0613</b> | 7M3 407 272A  | <b>17-0267</b>  |
| 1H0 407 272AD     | <b>17-0355</b>  | 1J0 407 272GE | <b>17-0758</b> | 321 407 331D# | <b>16-1010</b>  | 3C0 407 311A# | <b>15-1658</b>  | 6Q0 407 271BS | <b>17-0613</b> | 807 407 331#  | <b>16-1004</b>  |
| 1H0 407 272AF     | <b>17-0357</b>  | 1J0 407 272JC | <b>17-0758</b> | 321 498 099   | <b>15-1049</b>  | 3C0 498 099   | <b>15-1658</b>  | 6Q0 407 271DB | <b>17-0613</b> | 811 407 311#  | <b>15-1050</b>  |
| 1H0 407 272AG     | <b>17-0353</b>  | 1J0 407 272JK | <b>17-0211</b> | 321 498 099A  | <b>15-1096</b>  | 431 407 311C# | <b>15-1150</b>  | 6Q0 407 271DJ | <b>17-0875</b> | 811 498 099   | <b>15-1050</b>  |
| 1H0 407 272AX     | <b>17-0188</b>  | 1J0 407 272KT | <b>17-0444</b> | 321 498 099B  | <b>15-1096</b>  | 431 407 311G# | <b>16-1014</b>  | 6Q0 407 272BC | <b>17-0612</b> | 811 498 099F  | <b>15-1096</b>  |
| 1H0 407 272C      | <b>17-0357</b>  | 1J0 407 311C# | <b>15-1189</b> | 321 498 099C  | <b>15-1050</b>  | 431 407 331E# | <b>16-1004</b>  | 6Q0 407 272BD | <b>17-0612</b> | 811 498 103A  | <b>16-1010</b>  |
| 1H0 407 272M      | <b>17-0188</b>  | 1J0 407 311D# | <b>15-1189</b> | 321 498 099E  | <b>15-1096</b>  | 431 407 331G# | <b>16-1014</b>  | 6Q0 407 272BE | <b>17-0612</b> | 823 407 313#  | <b>15-1049</b>  |
| 1H0 407 272MV     | <b>17-0357</b>  | 1J0 407 451AX | <b>17-0358</b> | 321 498 099F  | <b>15-1096</b>  | 431 498 099B  | <b>15-1150</b>  | 6Q0 407 272BK | <b>17-0614</b> | 855 407 311#  | <b>15-1128</b>  |
| 1H0 407 272MX     | <b>17-0188</b>  | 1J0 498 099   | <b>15-1241</b> | 321 498 103   | <b>16-1004</b>  | 431 498 103C  | <b>16-1014</b>  | 6Q0 407 272DM | <b>17-0876</b> | 855 498 099   | <b>15-1128</b>  |
| 1H0 407 272N      | <b>17-0752</b>  | 1J0 498 099A  | <b>15-1241</b> | 321 498 103A  | <b>16-1004</b>  | 431 498 203C  | <b>13-0105</b>  | 6Q0 407 451DX | <b>17-0611</b> | 855 498 099A  | <b>15-1128</b>  |
| 1H0 407 272Q      | <b>17-0355</b>  | 1J0 498 099E  | <b>15-1428</b> | 321 498 103B  | <b>16-1010</b>  | 441 498 203A  | <b>13-0196</b>  | 6Q0 407 451EX | <b>17-0611</b> | 855 498 099B  | <b>15-1128</b>  |
| 1H0 407 272QV     | <b>17-0355</b>  | 1J0 498 103   | <b>16-1022</b> | 321 498 103C  | <b>16-1010A</b> | 443 407 331D# | <b>16-1014</b>  | 6Q0 407 451FX | <b>17-0613</b> | 861 498 099   | <b>15-1035</b>  |



| VOLKSWAGEN    |         | 8D0 498 099C   | 15-1377 | 443 407 331D#  | 16-1014     | VOLVO     |         | 36001181* | 15-1774 | 4308413#  | 15-1001 |
|---------------|---------|----------------|---------|----------------|-------------|-----------|---------|-----------|---------|-----------|---------|
|               |         | 8D0 498 099D   | 15-1441 | 443 498 103A   | 16-1014     |           |         | 36001357* | 15-1765 | 4308418#  | 15-1001 |
|               |         | 8D0 498 099E   | 15-1441 | 5M0 498 099    | 15-1708     |           |         | 36001358* | 15-1765 | 4313087#  | 15-1001 |
|               |         | 8D0 498 203A   | 13-0178 | 5M0 498 203    | 13-0480     |           |         | 36001449* | 15-1774 | 4328468#  | 15-1001 |
| 861 498 201   | 14-0004 | 8D0 498 203B   | 13-0300 | 6N0 407 311#   | 15-1190     | 271649    | 13-0110 | 36001451* | 15-1738 | 4383758   | 13-0001 |
| 861 498 203   | 13-0036 | ZBA 407 311#   | 15-1049 | 6N0 498 099    | 15-1190     | 271827    | 13-0253 | 36001452* | 15-1738 | 4383758   | 13-0002 |
| 871 407 271CX | 17-0127 | ZBA 407 331#   | 16-1004 | 6N0 498 203    | 13-0153     | 272440    | 13-0478 | 36001461* | 15-1774 | 4390952#  | 15-1002 |
| 871 407 272EX | 17-0128 | ZBC 407 331#   | 16-1004 | 6Q0 498 099E   | 15-1414     | 272441    | 13-0478 | 81113303* | 15-1133 | 4465504#  | 15-1001 |
| 871 407 272G  | 17-0128 |                |         | 6Q0 498 203A   | 13-0283     | 272442    | 13-0478 | 8251517*  | 15-1706 | 4475837#  | 15-1001 |
| 871 407 311#  | 15-1034 |                |         | 6QE 498 099    | 15-1533     | 272442    | 13-0515 | 8251531*  | 15-1642 | 5944690#  | 15-1001 |
| 871 498 099   | 15-1034 | VOLKSWAGEN LCV |         |                | 6QE 498 203 | 13-0368   | 274336  | 8251532*  | 15-1642 | 7076344#  | 15-1001 |
| 871 498 099A  | 15-1034 |                |         | 6U0 407 283    | 13-0135     | 274441    | 13-0265 | 8601100   | 17-0459 | 7501348   | 13-0001 |
| 871 498 203A  | 13-0035 |                |         | 701 407 271AC  | 17-0757     | 30611947* | 15-1642 | 8601100*  | 15-1133 | 7501348   | 13-0002 |
| 893 407 311#  | 15-1050 |                |         | 701 407 271B   | 17-0186     | 30711754  | 13-0525 | 8601101   | 17-0460 | 7560070#  | 15-1002 |
| 893 498 099   | 15-1050 | 171 407 311F#  | 15-1021 | 701 407 271C   | 17-0359     | 30783268  | 13-0526 | 8601101*  | 15-1133 | 7577041#  | 15-1002 |
| 893 498 103   | 16-1010 | 171 407 311K#  | 15-1021 | 701 407 271G   | 17-0750     | 30783269  | 13-0526 | 8601102   | 17-0463 |           |         |
| 8A0 407 283   | 14-0012 | 171 498 099A   | 15-1021 | 701 407 271K   | 17-0749     | 30871328* | 15-1385 | 8601102*  | 15-1368 | GKN/LOBRO |         |
| 8D0 407 271AN | 17-0201 | 171 498 099C   | 15-1021 | 701 407 271L   | 17-0750     | 30871328* | 15-1631 | 8601103   | 17-0464 |           |         |
| 8D0 407 271AP | 17-0197 | 191 407 311#   | 15-1021 | 701 407 271M   | 17-0605     | 30899071  | 13-0265 | 8601103*  | 15-1368 |           |         |
| 8D0 407 271AQ | 17-0199 | 191 407 311H#  | 15-1021 | 701 407 271P   | 17-0606     | 3103799   | 14-0017 | 8601462   | 17-0463 |           |         |
| 8D0 407 271BQ | 17-0609 | 191 498 099    | 15-1021 | 701 407 321B#  | 15-1123     | 31256018  | 13-0524 | 8601571*  | 15-1706 |           |         |
| 8D0 407 271DL | 17-0197 | 191 498 099B   | 15-1009 | 701 407 321C#  | 15-1124     | 31256020  | 13-0525 | 8601678*  | 17-0497 | 300313    | 13-0082 |
| 8D0 407 271DP | 17-0201 | 191 498 099F   | 15-1021 | 701 407 321D#  | 15-1230     | 31256051  | 13-0541 | 8601679*  | 17-0496 | 300313    | 13-0094 |
| 8D0 407 271DT | 17-0603 | 191 498 201D   | 14-0005 | 701 407 321E#  | 15-1229     | 31256052  | 13-0526 | 8601967*  | 15-1642 | 300314    | 13-0081 |
| 8D0 407 271EB | 17-0609 | 191 498 203    | 13-0048 | 701 407 321G#  | 15-1229     | 31256053  | 13-0526 | 8601968*  | 15-1642 | 300315    | 13-0151 |
| 8D0 407 271EK | 17-0609 | 191 498 203C   | 13-0005 | 701 407 331A#  | 16-1019     | 31256231  | 13-0369 | 8602072   | 17-0342 | 300316    | 13-0117 |
| 8D0 407 272AN | 17-0202 | 191 498 203C   | 13-0048 | 701 407 331B#  | 16-1024     | 31272781  | 13-0539 | 8602577*  | 15-1538 | 300317    | 13-0049 |
| 8D0 407 272AP | 17-0198 | 1H0 407 311C#  | 15-1021 | 701 407 451X   | 17-0605     | 31272782  | 13-0539 | 8603259*  | 15-1775 | 300319    | 13-0178 |
| 8D0 407 272AQ | 17-0200 | 1H0 498 203    | 13-0048 | 701 498 099    | 15-1123     | 3202921   | 16-1018 | 8603486*  | 15-1775 | 300319    | 13-0258 |
| 8D0 407 272BJ | 17-0202 | 1H0 498 203A   | 13-0319 | 701 498 099A   | 15-1124     | 325275    | 13-0200 | 8603794*  | 15-1538 | 300319    | 13-0259 |
| 8D0 407 272BQ | 17-0610 | 1K0 407 311G#  | 15-1462 | 701 498 099B   | 15-1230     | 3284415   | 14-0017 | 8603815*  | 15-1774 | 300320    | 13-0144 |
| 8D0 407 272CL | 17-0202 | 1K0 407 311J#  | 15-1463 | 701 498 099C   | 15-1229     | 3410425   | 13-0254 | 8603816*  | 15-1774 | 300320    | 13-0158 |
| 8D0 407 272DL | 17-0198 | 1K0 407 311L#  | 15-1467 | 701 498 103    | 16-1019     | 34303966* | 15-1369 | 8653876   | 13-0448 | 300320    | 13-0196 |
| 8D0 407 272DP | 17-0202 | 1K0 498 099    | 15-1467 | 701 498 103A   | 16-1024     | 34324392  | 13-0200 | 9122567   | 17-0459 | 300320    | 13-0300 |
| 8D0 407 272DT | 17-0604 | 1K0 498 099A   | 15-1462 | 701 498 201    | 14-0018     | 34331017* | 15-1272 | 91225672  | 17-0461 | 300320    | 13-0424 |
| 8D0 407 305G# | 15-1239 | 1K0 498 099B   | 15-1463 | 701 498 201    | 14-0022     | 3433105*  | 15-1376 | 9122568   | 17-0460 | 300321    | 13-0101 |
| 8D0 407 305H# | 15-1377 | 1K0 498 099C   | 15-1467 | 701 498 203    | 13-0101     | 34349050* | 15-1273 | 91225680  | 17-0462 | 300323    | 13-0058 |
| 8D0 407 305J# | 15-1267 | 1K0 498 203A   | 13-0320 | 701 498 203A   | 13-0145     | 36000141* | 15-1772 | 9122919   | 17-0463 | 300324    | 13-0003 |
| 8D0 407 305M# | 15-1381 | 211 501 331B#  | 16-1001 | 7D0 407 271A   | 17-0608     | 36000437* | 15-1774 | 9122919*  | 15-1368 | 300325    | 13-0141 |
| 8D0 407 305Q# | 15-1375 | 211 598 101    | 16-1001 | 7H0 407 271AH  | 17-0643     | 36000505* | 15-1673 | 9122920   | 17-0464 | 300325    | 13-0241 |
| 8D0 407 451AV | 17-0199 | 212 501 331#   | 16-1001 | 7H0 407 271AH* | 16-1031     | 36000514* | 15-1673 | 9122920*  | 15-1368 | 300326    | 13-0120 |
| 8D0 407 451AX | 17-0199 | 251 501 203B   | 17-0001 | 7H0 407 321#   | 15-1479     | 36000519* | 15-1538 | 9163580   | 17-0464 | 300326    | 13-0122 |
| 8D0 407 451BV | 17-0201 | 251 501 203BX  | 17-0001 | 7H0 407 321A#  | 15-1478     | 36000546* | 15-1774 | 9163581   | 17-0463 | 300327    | 13-0091 |
| 8D0 407 451BX | 17-0201 | 251 501 203D   | 17-0001 | 7H0 407 321B#  | 15-1478     | 36000549* | 15-1775 | 9163588   | 17-0460 | 300327    | 13-0538 |
| 8D0 407 451FX | 17-0201 | 251 501 203DX  | 17-0001 | 7H0 407 321C#  | 15-1479     | 36000550* | 15-1774 | 9163589   | 17-0459 | 300329    | 13-0091 |
| 8D0 407 451NX | 17-0609 | 251 501 203G   | 17-0001 | 7H0 407 321D#  | 15-1479     | 36000552* | 15-1774 | 9183785   | 17-0463 | 300329    | 13-0282 |
| 8D0 407 451V  | 17-0197 | 251 501 331#   | 16-1001 | 7H0 498 099    | 15-1478     | 36000555* | 15-1774 | 9463378*  | 15-1538 | 300330    | 13-0033 |
| 8D0 407 451X  | 17-0197 | 251 598 101    | 16-1001 | 7H0 498 099A   | 15-1479     | 36000557* | 15-1775 | 9463379*  | 15-1706 | 300331    | 13-0074 |
| 8D0 407 452AV | 17-0200 | 251 598 101A   | 16-1014 | 7H0 498 099B   | 15-1479     | 36000559* | 15-1774 |           |         | 300331    | 13-0181 |
| 8D0 407 452AX | 17-0200 | 251 598 201    | 14-0001 | 7H0 498 103C   | 16-1031     | 36000562* | 15-1774 |           |         | 300332    | 13-0231 |
| 8D0 407 452BV | 17-0202 | 2K0 407 271E   | 17-0883 | 7H0 498 203    | 13-0332     | 36000692* | 15-1738 |           |         | 300332    | 13-0233 |
| 8D0 407 452BX | 17-0202 | 2K0 407 272E   | 17-0884 | 7H0 498 203A   | 13-0507     | 36000699* | 15-1773 | ZASTAVA   |         | 300335    | 13-0143 |
| 8D0 407 452MX | 17-0610 | 321 498 203A   | 13-0048 | 861 498 201    | 14-0004     | 36000700* | 15-1772 |           |         | 300335    | 13-0242 |
| 8D0 407 452V  | 17-0198 | 357 498 099    | 15-1009 | 8A0 407 283    | 14-0012     | 36000703* | 15-1773 |           |         | 300337    | 13-0065 |
| 8D0 407 452X  | 17-0198 | 431 407 311G#  | 16-1014 |                |             | 36001075* | 15-1738 | 4087120#  | 15-1001 | 300337    | 13-0108 |
| 8D0 498 099   | 15-1239 | 431 407 331G#  | 16-1014 |                |             | 36001076* | 15-1738 | 4247399#  | 15-1001 | 300338    | 13-0078 |
| 8D0 498 099B  | 15-1239 | 431 498 103C   | 16-1014 |                |             | 36001180* | 15-1774 | 4308412#  | 15-1001 | 300338    | 13-0113 |

\* =OE Semiassa/ Driveshaft/ Trasmissione/ Achswelle/ Semieje  
# =OE Giunto senza KIT/ CVJ w/o KIT/ Joint sans Kit/ Gelenk Ohne Satz/ Junta sin Kit

| Ad. OE           | METELLI ref.   | Ad. OE | METELLI ref.   | Ad. OE | METELLI ref.   | Ad. OE  | METELLI ref.    | Ad. OE  | METELLI ref.    | Ad. OE  | METELLI ref.   |
|------------------|----------------|--------|----------------|--------|----------------|---------|-----------------|---------|-----------------|---------|----------------|
| <b>GKN/LOBRO</b> |                | 300368 | <b>13-0186</b> | 300428 | <b>13-0250</b> | 300832  | <b>17-0202</b>  | 300894# | <b>15-1159</b>  | 300967# | <b>15-1126</b> |
|                  |                | 300368 | <b>13-0269</b> | 300431 | <b>13-0022</b> | 300832  | <b>17-0610</b>  | 300895# | <b>15-1247</b>  | 300968# | <b>15-1273</b> |
|                  |                | 300369 | <b>13-0029</b> | 300432 | <b>13-0202</b> | 300834  | <b>17-0603</b>  | 300896# | <b>15-1138</b>  | 300969# | <b>15-1272</b> |
|                  |                | 300369 | <b>13-0239</b> | 300435 | <b>13-0130</b> | 300835  | <b>17-0604</b>  | 300897# | <b>15-1135</b>  | 300970# | <b>15-1049</b> |
| 300338           | <b>13-0182</b> | 300369 | <b>13-0243</b> | 300437 | <b>13-0131</b> | 300838  | <b>17-0751</b>  | 300898# | <b>15-1157</b>  | 300971# | <b>15-1096</b> |
| 300338           | <b>13-0201</b> | 300369 | <b>13-0244</b> | 300437 | <b>13-0536</b> | 300839  | <b>17-0752</b>  | 300900# | <b>15-1198</b>  | 300976# | <b>15-1007</b> |
| 300339           | <b>13-0227</b> | 300371 | <b>13-0021</b> | 300439 | <b>13-0253</b> | 300840# | <b>15-1377</b>  | 300901# | <b>15-1131A</b> | 300977# | <b>15-1057</b> |
| 300341           | <b>13-0037</b> | 300371 | <b>13-0044</b> | 300441 | <b>14-0009</b> | 300841# | <b>15-1239</b>  | 300902# | <b>15-1248</b>  | 300978# | <b>15-1056</b> |
| 300341           | <b>13-0204</b> | 300373 | <b>13-0200</b> | 300448 | <b>14-0017</b> | 300842# | <b>15-1053A</b> | 300903# | <b>15-1315</b>  | 300979# | <b>15-1015</b> |
| 300343           | <b>13-0036</b> | 300374 | <b>13-0071</b> | 300456 | <b>14-0004</b> | 300843# | <b>15-1250</b>  | 300904# | <b>15-1136</b>  | 300980# | <b>15-1047</b> |
| 300345           | <b>13-0026</b> | 300375 | <b>13-0060</b> | 300458 | <b>14-0006</b> | 300845# | <b>15-1050</b>  | 300905# | <b>15-1189</b>  | 300981# | <b>15-1026</b> |
| 300346           | <b>13-0070</b> | 300376 | <b>13-0057</b> | 300459 | <b>14-0008</b> | 300846# | <b>15-1111</b>  | 300906# | <b>15-1103</b>  | 300982# | <b>15-1104</b> |
| 300346           | <b>13-0099</b> | 300377 | <b>13-0046</b> | 300459 | <b>14-0010</b> | 300847# | <b>15-1053</b>  | 300911  | <b>15-1083</b>  | 300983# | <b>15-1048</b> |
| 300346           | <b>13-0129</b> | 300377 | <b>13-0090</b> | 300468 | <b>14-0005</b> | 300848# | <b>15-1084</b>  | 300912# | <b>15-1257</b>  | 300984# | <b>15-1010</b> |
| 300346           | <b>13-0137</b> | 300377 | <b>13-0125</b> | 300479 | <b>14-0007</b> | 300849# | <b>15-1009</b>  | 300913# | <b>15-1093</b>  | 300986# | <b>15-1010</b> |
| 300347           | <b>13-0084</b> | 300378 | <b>13-0043</b> | 300481 | <b>14-0001</b> | 300850# | <b>15-1091</b>  | 300914# | <b>15-1016</b>  | 300988# | <b>15-1079</b> |
| 300347           | <b>13-0215</b> | 300378 | <b>13-0184</b> | 300486 | <b>14-0011</b> | 300851# | <b>15-1313</b>  | 300915# | <b>15-1095</b>  | 300989# | <b>15-1086</b> |
| 300348           | <b>13-0106</b> | 300380 | <b>13-0116</b> | 300492 | <b>14-0002</b> | 300852# | <b>15-1188</b>  | 300917# | <b>15-1094</b>  | 300990# | <b>15-1044</b> |
| 300348           | <b>13-0150</b> | 300381 | <b>13-0209</b> | 300492 | <b>14-0003</b> | 300853# | <b>15-1112</b>  | 300918# | <b>15-1109</b>  | 300991# | <b>15-1071</b> |
| 300351           | <b>13-0001</b> | 300382 | <b>13-0048</b> | 300528 | <b>14-0015</b> | 300855# | <b>15-1140</b>  | 300919# | <b>15-1110</b>  | 300992# | <b>15-1113</b> |
| 300351           | <b>13-0002</b> | 300382 | <b>13-0153</b> | 300535 | <b>14-0018</b> | 300856# | <b>15-1267</b>  | 300920# | <b>15-1155</b>  | 300993# | <b>15-1101</b> |
| 300351           | <b>13-0056</b> | 300388 | <b>13-0140</b> | 300535 | <b>14-0022</b> | 300856# | <b>15-1441</b>  | 300921# | <b>15-1064</b>  | 300994# | <b>15-1044</b> |
| 300353           | <b>13-0017</b> | 300388 | <b>13-0213</b> | 300543 | <b>14-0026</b> | 300857# | <b>15-1174</b>  | 300921# | <b>15-1162</b>  | 300996# | <b>15-1054</b> |
| 300353           | <b>13-0083</b> | 300389 | <b>13-0168</b> | 300551 | <b>13-0225</b> | 300858# | <b>15-1195</b>  | 300923# | <b>15-1131</b>  | 300997# | <b>15-1072</b> |
| 300353           | <b>13-0134</b> | 300393 | <b>13-0102</b> | 300557 | <b>13-0019</b> | 300859# | <b>15-1174</b>  | 300924# | <b>15-1088</b>  | 300998# | <b>15-1045</b> |
| 300354           | <b>13-0008</b> | 300393 | <b>13-0161</b> | 300562 | <b>13-0088</b> | 300861# | <b>15-1123</b>  | 300925# | <b>15-1098</b>  | 300999# | <b>15-1027</b> |
| 300355           | <b>13-0004</b> | 300394 | <b>13-0066</b> | 300624 | <b>17-0214</b> | 300862# | <b>15-1124</b>  | 300927# | <b>15-1172</b>  | 301000# | <b>15-1028</b> |
| 300355           | <b>13-0005</b> | 300394 | <b>13-0261</b> | 300645 | <b>17-0214</b> | 300864# | <b>15-1295</b>  | 300928# | <b>15-1173</b>  | 301000# | <b>15-1100</b> |
| 300355           | <b>13-0006</b> | 300396 | <b>13-0024</b> | 300645 | <b>17-0697</b> | 300865# | <b>15-1001</b>  | 300929# | <b>15-1151</b>  | 301001# | <b>15-1085</b> |
| 300355           | <b>13-0047</b> | 300396 | <b>13-0105</b> | 300653 | <b>17-0212</b> | 300866# | <b>15-1067</b>  | 300930# | <b>15-1059</b>  | 301003# | <b>15-1060</b> |
| 300355           | <b>13-0048</b> | 300396 | <b>13-0148</b> | 300656 | <b>17-0621</b> | 300867# | <b>15-1097</b>  | 300931# | <b>15-1153</b>  | 301004# | <b>15-1060</b> |
| 300356           | <b>13-0013</b> | 300402 | <b>13-0048</b> | 300657 | <b>17-0622</b> | 300868# | <b>15-1274</b>  | 300935# | <b>15-1160</b>  | 301004# | <b>15-1087</b> |
| 300356           | <b>13-0015</b> | 300402 | <b>13-0152</b> | 300669 | <b>17-0001</b> | 300869# | <b>15-1171</b>  | 300936# | <b>15-1068</b>  | 301009# | <b>15-1040</b> |
| 300356           | <b>13-0063</b> | 300403 | <b>13-0030</b> | 300681 | <b>17-0213</b> | 300871# | <b>15-1380</b>  | 300936# | <b>15-1080</b>  | 301011# | <b>15-1018</b> |
| 300357           | <b>13-0035</b> | 300404 | <b>13-0011</b> | 300682 | <b>17-0213</b> | 300872# | <b>15-1192</b>  | 300937# | <b>15-1036</b>  | 301012# | <b>15-1046</b> |
| 300358           | <b>13-0103</b> | 300405 | <b>13-0073</b> | 300689 | <b>17-0215</b> | 300875# | <b>15-1332</b>  | 300938# | <b>15-1037</b>  | 301013# | <b>15-1070</b> |
| 300360           | <b>13-0052</b> | 300407 | <b>13-0171</b> | 300690 | <b>17-0676</b> | 300876# | <b>15-1147</b>  | 300939# | <b>15-1041</b>  | 301014# | <b>15-1030</b> |
| 300360           | <b>13-0075</b> | 300408 | <b>13-0040</b> | 300701 | <b>17-0215</b> | 300877# | <b>15-1329</b>  | 300940# | <b>15-1035</b>  | 301015# | <b>15-1070</b> |
| 300360           | <b>13-0086</b> | 300408 | <b>13-0050</b> | 300702 | <b>17-0676</b> | 300878# | <b>15-1346</b>  | 300945# | <b>15-1129</b>  | 301016# | <b>15-1024</b> |
| 300362           | <b>13-0042</b> | 300408 | <b>13-0051</b> | 300745 | <b>17-0092</b> | 300879# | <b>15-1014</b>  | 300946# | <b>15-1001</b>  | 301017# | <b>15-1069</b> |
| 300362           | <b>13-0087</b> | 300410 | <b>13-0207</b> | 300749 | <b>17-0676</b> | 300880# | <b>15-1156</b>  | 300947# | <b>15-1002</b>  | 301018# | <b>15-1004</b> |
| 300363           | <b>13-0087</b> | 300411 | <b>13-0068</b> | 300768 | <b>17-0092</b> | 300881# | <b>15-1125</b>  | 300948# | <b>15-1019</b>  | 301019# | <b>15-1021</b> |
| 300363           | <b>13-0112</b> | 300413 | <b>13-0190</b> | 300792 | <b>17-0774</b> | 300883# | <b>15-1003</b>  | 300950# | <b>15-1228</b>  | 301020# | <b>15-1005</b> |
| 300363           | <b>13-0193</b> | 300415 | <b>13-0100</b> | 300793 | <b>17-0774</b> | 300884# | <b>15-1106</b>  | 300951# | <b>15-1215</b>  | 301021# | <b>15-1021</b> |
| 300364           | <b>13-0023</b> | 300417 | <b>13-0254</b> | 300799 | <b>17-0181</b> | 300885# | <b>15-1032</b>  | 300952# | <b>15-1081</b>  | 301022# | <b>15-1034</b> |
| 300364           | <b>13-0045</b> | 300419 | <b>13-0031</b> | 300800 | <b>17-0182</b> | 300886# | <b>15-1013</b>  | 300953# | <b>15-1158</b>  | 301023# | <b>15-1021</b> |
| 300364           | <b>13-0119</b> | 300421 | <b>13-0020</b> | 300801 | <b>17-0184</b> | 300887# | <b>15-1106</b>  | 300954# | <b>15-1089</b>  | 301024# | <b>15-1185</b> |
| 300364           | <b>13-0121</b> | 300422 | <b>13-0065</b> | 300809 | <b>17-0771</b> | 300888# | <b>15-1105</b>  | 300956  | <b>14-0023</b>  | 301026# | <b>15-1122</b> |
| 300364           | <b>13-0138</b> | 300423 | <b>13-0206</b> | 300819 | <b>17-0205</b> | 300889# | <b>15-1161</b>  | 300958# | <b>15-1011</b>  | 301027# | <b>15-1066</b> |
| 300367           | <b>13-0185</b> | 300425 | <b>13-0224</b> | 300820 | <b>17-0206</b> | 300890# | <b>15-1251</b>  | 300958# | <b>15-1221</b>  | 301028# | <b>15-1133</b> |
| 300367           | <b>13-0188</b> | 300426 | <b>13-0152</b> | 300821 | <b>17-0684</b> | 300891# | <b>15-1164</b>  | 300960# | <b>15-1220</b>  | 301029# | <b>15-1308</b> |
| 300368           | <b>13-0061</b> | 300426 | <b>13-0319</b> | 300822 | <b>17-0685</b> | 300892# | <b>15-1165</b>  | 300962# | <b>15-1205</b>  | 301030# | <b>15-1223</b> |
| 300368           | <b>13-0111</b> | 300427 | <b>13-0110</b> | 300829 | <b>17-0201</b> | 300893# | <b>15-1163</b>  | 300965# | <b>15-1092</b>  | 301032# | <b>15-1090</b> |

| GKN/LOBRO |         | 301135# | 16-1012 | 301359 | 17-0250 | 301714 | 17-0615 | 301859 | 17-0051 | 301933 | 17-0525  |
|-----------|---------|---------|---------|--------|---------|--------|---------|--------|---------|--------|----------|
|           |         | 301136# | 16-1002 | 301360 | 17-0249 | 301715 | 17-0339 | 301861 | 17-0042 | 301934 | 17-0524  |
|           |         | 301137# | 16-1001 | 301374 | 17-0617 | 301717 | 17-0339 | 301862 | 17-0041 | 301935 | 17-0079  |
| 301034#   | 15-1270 | 301140# | 16-1010 | 301375 | 17-0618 | 301718 | 17-0172 | 301863 | 17-0041 | 301936 | 17-0078  |
| 301037#   | 15-1284 | 301141# | 16-1010 | 301376 | 17-0619 | 301718 | 17-0615 | 301865 | 17-0037 | 301939 | 15-1050  |
| 301038#   | 15-1284 | 301151# | 16-1001 | 301377 | 17-0620 | 301720 | 17-0752 | 301866 | 17-0036 | 301940 | 15-1111  |
| 301041#   | 15-1103 | 301159# | 16-1017 | 301378 | 17-0774 | 301721 | 17-0123 | 301867 | 17-0039 | 301941 | 15-1053  |
| 301043#   | 15-1369 | 301160# | 16-1014 | 301379 | 17-0719 | 301722 | 17-0188 | 301868 | 17-0038 | 301942 | 15-1053  |
| 301044#   | 15-1376 | 301162# | 16-1014 | 301391 | 17-0717 | 301722 | 17-0357 | 301869 | 17-0110 | 301943 | 15-1053A |
| 301047#   | 15-1025 | 301169# | 16-1016 | 301392 | 17-0774 | 301722 | 17-0752 | 301870 | 17-0038 | 301944 | 15-1250  |
| 301048#   | 15-1128 | 301177# | 16-1019 | 301393 | 17-0718 | 301773 | 17-0461 | 301870 | 17-0109 | 301946 | 15-1084  |
| 301049#   | 15-1050 | 301199  | 17-0379 | 301394 | 17-0719 | 301773 | 17-0463 | 301872 | 17-0035 | 301947 | 15-1009  |
| 301051#   | 15-1181 | 301217  | 17-0684 | 301395 | 17-0459 | 301774 | 17-0462 | 301873 | 17-0111 | 301948 | 15-1009  |
| 301052#   | 15-1127 | 301218  | 17-0197 | 301396 | 17-0460 | 301774 | 17-0464 | 301874 | 17-0035 | 301949 | 15-1313  |
| 301053#   | 15-1219 | 301219  | 17-0199 | 301467 | 17-0179 | 301785 | 17-0016 | 301876 | 17-0054 | 301950 | 15-1112  |
| 301054#   | 15-1093 | 301220  | 17-0201 | 301468 | 17-0180 | 301786 | 17-0098 | 301877 | 17-0055 | 301951 | 15-1091  |
| 301056#   | 15-1168 | 301221  | 17-0198 | 301469 | 17-0120 | 301789 | 17-0007 | 301878 | 17-0074 | 301952 | 15-1188  |
| 301057#   | 15-1170 | 301222  | 17-0200 | 301469 | 17-0436 | 301790 | 17-0616 | 301879 | 17-0075 | 301953 | 15-1140  |
| 301058#   | 15-1031 | 301223  | 17-0202 | 301470 | 17-0119 | 301791 | 17-0023 | 301880 | 17-0048 | 301954 | 15-1140  |
| 301059#   | 15-1143 | 301241  | 17-0123 | 301470 | 17-0435 | 301792 | 17-0024 | 301881 | 17-0049 | 301955 | 15-1239  |
| 301060#   | 15-1062 | 301241  | 17-0187 | 301501 | 17-0621 | 301793 | 17-0023 | 301882 | 17-0074 | 301956 | 15-1377  |
| 301061#   | 15-1167 | 301242  | 17-0124 | 301502 | 17-0622 | 301794 | 17-0024 | 301883 | 17-0050 | 301957 | 15-1174  |
| 301062#   | 15-1144 | 301244  | 17-0123 | 301505 | 17-0275 | 301795 | 17-0025 | 301885 | 17-0076 | 301959 | 15-1174  |
| 301063#   | 15-1008 | 301245  | 17-0123 | 301505 | 17-0276 | 301796 | 17-0026 | 301886 | 17-0034 | 301960 | 15-1195  |
| 301064#   | 15-1052 | 301247  | 17-0183 | 301506 | 17-0275 | 301797 | 17-0027 | 301887 | 17-0033 | 301961 | 15-1267  |
| 301065#   | 15-1051 | 301248  | 17-0184 | 301506 | 17-0276 | 301798 | 17-0028 | 301888 | 17-0030 | 301961 | 15-1441  |
| 301066#   | 15-1073 | 301257  | 17-0182 | 301509 | 17-0058 | 301799 | 17-0027 | 301889 | 17-0029 | 301961 | 15-1641  |
| 301068#   | 15-1077 | 301257  | 17-0184 | 301510 | 17-0059 | 301800 | 17-0028 | 301890 | 17-0034 | 301962 | 15-1267  |
| 301069#   | 15-1042 | 301258  | 17-0181 | 301519 | 17-0052 | 301801 | 17-0017 | 301891 | 17-0033 | 301963 | 15-1123  |
| 301069#   | 15-1058 | 301258  | 17-0183 | 301532 | 17-0002 | 301802 | 17-0018 | 301893 | 17-0046 | 301964 | 15-1124  |
| 301070#   | 15-1009 | 301260  | 17-0182 | 301533 | 17-0003 | 301803 | 17-0019 | 301894 | 17-0044 | 301965 | 15-1117  |
| 301072#   | 15-1009 | 301261  | 17-0181 | 301534 | 17-0121 | 301804 | 17-0020 | 301895 | 17-0043 | 301966 | 15-1067  |
| 301074#   | 15-1119 | 301263  | 17-0682 | 301535 | 17-0003 | 301829 | 17-0021 | 301899 | 17-0056 | 301967 | 15-1097  |
| 301075#   | 15-1121 | 301273  | 17-0771 | 301537 | 17-0002 | 301830 | 17-0022 | 301900 | 17-0057 | 301968 | 15-1295  |
| 301078#   | 15-1368 | 301274  | 17-0684 | 301538 | 17-0003 | 301831 | 17-0101 | 301900 | 17-0058 | 301969 | 15-1274  |
| 301088#   | 15-1152 | 301275  | 17-0685 | 301545 | 17-0189 | 301832 | 17-0100 | 301903 | 17-0112 | 301970 | 15-1380  |
| 301089#   | 15-1150 | 301276  | 17-0771 | 301547 | 17-0003 | 301833 | 17-0062 | 301905 | 17-0004 | 301971 | 15-1014  |
| 301090#   | 15-1203 | 301277  | 17-0684 | 301548 | 17-0121 | 301833 | 17-0063 | 301906 | 17-0005 | 301972 | 15-1156  |
| 301092#   | 15-1020 | 301278  | 17-0685 | 301549 | 17-0355 | 301834 | 17-0062 | 301919 | 17-0097 | 301973 | 15-1125  |
| 301093#   | 15-1169 | 301285  | 17-0182 | 301551 | 17-0352 | 301835 | 17-0069 | 301920 | 17-0006 | 301974 | 15-1003  |
| 301094#   | 15-1166 | 301306  | 17-0771 | 301552 | 17-0355 | 301836 | 17-0068 | 301921 | 17-0007 | 301975 | 15-1106  |
| 301095    | 15-0217 | 301307  | 17-0205 | 301553 | 17-0353 | 301837 | 17-0059 | 301923 | 17-0082 | 301976 | 15-1013  |
| 301096#   | 15-1277 | 301313  | 17-0206 | 301554 | 17-0355 | 301838 | 17-0058 | 301923 | 17-0083 | 301977 | 15-1013  |
| 301100#   | 16-1007 | 301319  | 17-0683 | 301555 | 17-0121 | 301841 | 17-0167 | 301923 | 17-0129 | 301978 | 15-1106  |
| 301103#   | 16-1017 | 301322  | 17-0359 | 301560 | 17-0184 | 301841 | 17-0557 | 301924 | 17-0082 | 301979 | 15-1032  |
| 301104#   | 16-1018 | 301323  | 17-0186 | 301561 | 17-0183 | 301842 | 17-0556 | 301925 | 17-0004 | 301980 | 15-1105  |
| 301106#   | 16-1004 | 301324  | 17-0750 | 301616 | 17-0686 | 301845 | 17-0026 | 301925 | 17-0080 | 301982 | 15-1161  |
| 301116#   | 16-1004 | 301325  | 17-0750 | 301617 | 17-0686 | 301846 | 17-0025 | 301926 | 17-0005 | 301983 | 15-1332  |
| 301117#   | 16-1003 | 301329  | 17-0089 | 301618 | 17-0686 | 301847 | 17-0165 | 301926 | 17-0081 | 301984 | 15-1147  |
| 301118#   | 16-1004 | 301330  | 17-0088 | 301619 | 17-0751 | 301848 | 17-0164 | 301927 | 17-0015 | 301985 | 15-1329  |
| 301123#   | 16-1008 | 301334  | 17-0088 | 301620 | 17-0752 | 301849 | 17-0040 | 301927 | 17-0104 | 301986 | 15-1251  |
| 301124#   | 16-1006 | 301346  | 17-0088 | 301666 | 17-0182 | 301850 | 17-0106 | 301928 | 17-0014 | 301987 | 15-1164  |
| 301127#   | 16-1002 | 301347  | 17-0089 | 301706 | 17-0271 | 301850 | 17-0112 | 301928 | 17-0103 | 301988 | 15-1165  |
| 301128#   | 16-1005 | 301355  | 17-0250 | 301708 | 17-0272 | 301855 | 17-0046 | 301929 | 17-0011 | 301989 | 15-1163  |
| 301129#   | 16-1002 | 301356  | 17-0249 | 301708 | 17-0274 | 301855 | 17-0047 | 301930 | 17-0010 | 301990 | 15-1159  |
| 301134#   | 16-1012 | 301357  | 17-0091 | 301709 | 17-0273 | 301857 | 17-0107 | 301931 | 17-0131 | 301991 | 15-1247  |
|           |         | 301358  | 17-0090 | 301710 | 17-0361 | 301858 | 17-0108 | 301932 | 17-0130 | 301992 | 15-1346  |

| Ad. OE           | METELLI ref.    | Ad. OE | METELLI ref.   | Ad. OE | METELLI ref.    | Ad. OE | METELLI ref.    | Ad. OE  | METELLI ref.   | Ad. OE  | METELLI ref.   |
|------------------|-----------------|--------|----------------|--------|-----------------|--------|-----------------|---------|----------------|---------|----------------|
| <b>GKN/LOBRO</b> |                 | 302047 | <b>15-1221</b> | 302107 | <b>15-1046</b>  | 302181 | <b>15-1119</b>  | 302307  | <b>15-1014</b> | 302428  | <b>17-0166</b> |
|                  |                 | 302049 | <b>15-1220</b> | 302108 | <b>15-1070</b>  | 302182 | <b>15-1121</b>  | 302315  | <b>16-1028</b> | 302428  | <b>17-0564</b> |
|                  |                 | 302050 | <b>15-1242</b> | 302109 | <b>15-1030</b>  | 302183 | <b>15-1121</b>  | 302317  | <b>15-1158</b> | 302435  | <b>17-0628</b> |
|                  |                 | 302051 | <b>15-1205</b> | 302110 | <b>15-1070</b>  | 302184 | <b>15-1308</b>  | 302318  | <b>15-1158</b> | 302436  | <b>17-0175</b> |
| 301992           | <b>15-1351</b>  | 302052 | <b>15-1033</b> | 302111 | <b>15-1024</b>  | 302190 | <b>15-1152</b>  | 302319# | <b>15-1184</b> | 302436  | <b>17-0179</b> |
| 301993           | <b>15-1135</b>  | 302052 | <b>15-1205</b> | 302112 | <b>15-1069</b>  | 302192 | <b>15-1368</b>  | 302322  | <b>13-0145</b> | 302437  | <b>17-0174</b> |
| 301994           | <b>15-1138</b>  | 302054 | <b>15-1092</b> | 302113 | <b>15-1004</b>  | 302193 | <b>15-1150</b>  | 302322  | <b>13-0255</b> | 302440  | <b>17-0136</b> |
| 301994           | <b>15-1141</b>  | 302055 | <b>15-1126</b> | 302114 | <b>15-1021</b>  | 302194 | <b>15-1203</b>  | 302322  | <b>13-0266</b> | 302441  | <b>17-0137</b> |
| 301995           | <b>15-1157</b>  | 302057 | <b>15-1273</b> | 302115 | <b>15-1005</b>  | 302196 | <b>15-1150A</b> | 302322  | <b>13-0306</b> | 302446  | <b>15-1230</b> |
| 301996           | <b>15-1146</b>  | 302058 | <b>15-1272</b> | 302116 | <b>15-1021</b>  | 302197 | <b>15-1203</b>  | 302322  | <b>13-0313</b> | 302447  | <b>15-1229</b> |
| 301997           | <b>15-1103</b>  | 302059 | <b>15-1049</b> | 302117 | <b>15-1034</b>  | 302199 | <b>15-1020</b>  | 302322  | <b>13-0338</b> | 302450  | <b>15-1333</b> |
| 302001           | <b>15-1093</b>  | 302060 | <b>15-1096</b> | 302118 | <b>15-1021</b>  | 302200 | <b>15-1166</b>  | 302322  | <b>13-0369</b> | 302451  | <b>15-1340</b> |
| 302002           | <b>15-1093</b>  | 302061 | <b>15-1185</b> | 302122 | <b>15-1034</b>  | 302201 | <b>15-1169</b>  | 302324  | <b>13-0053</b> | 302452  | <b>15-1226</b> |
| 302004           | <b>15-1083</b>  | 302065 | <b>15-1007</b> | 302123 | <b>15-1021</b>  | 302203 | <b>15-1277</b>  | 302324  | <b>13-0194</b> | 302453  | <b>15-1227</b> |
| 302005           | <b>15-1257</b>  | 302066 | <b>15-1007</b> | 302124 | <b>15-1005</b>  | 302204 | <b>15-1277</b>  | 302324  | <b>13-0234</b> | 302454  | <b>15-1116</b> |
| 302006           | <b>15-1110</b>  | 302067 | <b>15-1029</b> | 302125 | <b>15-1021</b>  | 302207 | <b>16-1007</b>  | 302324  | <b>13-0238</b> | 302455  | <b>15-1198</b> |
| 302007           | <b>15-1109</b>  | 302068 | <b>15-1057</b> | 302128 | <b>15-1066</b>  | 302211 | <b>16-1017</b>  | 302362# | <b>15-1229</b> | 302456  | <b>15-1213</b> |
| 302008           | <b>15-1016</b>  | 302069 | <b>15-1056</b> | 302129 | <b>15-1122</b>  | 302212 | <b>16-1017</b>  | 302363# | <b>15-1230</b> | 302457  | <b>15-1152</b> |
| 302009           | <b>15-1093</b>  | 302070 | <b>15-1015</b> | 302130 | <b>15-1223</b>  | 302214 | <b>16-1018</b>  | 302366# | <b>15-1333</b> | 302458  | <b>15-1054</b> |
| 302009           | <b>15-1095</b>  | 302073 | <b>15-1026</b> | 302132 | <b>15-1090</b>  | 302215 | <b>16-1003</b>  | 302367# | <b>15-1340</b> | 302459  | <b>15-1269</b> |
| 302010           | <b>15-1155</b>  | 302074 | <b>15-1104</b> | 302133 | <b>15-1366</b>  | 302216 | <b>16-1004</b>  | 302368# | <b>15-1254</b> | 302464  | <b>16-1024</b> |
| 302011           | <b>15-1094</b>  | 302075 | <b>15-1048</b> | 302134 | <b>15-1270</b>  | 302217 | <b>16-1004A</b> | 302369# | <b>15-1152</b> | 302559  | <b>13-0096</b> |
| 302013           | <b>15-1131</b>  | 302076 | <b>15-1215</b> | 302137 | <b>15-1284</b>  | 302227 | <b>16-1008</b>  | 302370# | <b>15-1213</b> | 302559  | <b>13-0114</b> |
| 302014           | <b>15-1131A</b> | 302077 | <b>15-1010</b> | 302138 | <b>15-1284</b>  | 302228 | <b>16-1006</b>  | 302371# | <b>15-1269</b> | 302561  | <b>13-0097</b> |
| 302015           | <b>15-1172</b>  | 302078 | <b>15-1011</b> | 302141 | <b>15-1103</b>  | 302229 | <b>16-1003</b>  | 302374# | <b>16-1024</b> | 302561  | <b>13-0098</b> |
| 302016           | <b>15-1173</b>  | 302079 | <b>15-1010</b> | 302142 | <b>15-1369</b>  | 302229 | <b>16-1023</b>  | 302375  | <b>17-0606</b> | 302562  | <b>13-0128</b> |
| 302017           | <b>15-1088</b>  | 302080 | <b>15-1099</b> | 302143 | <b>15-1376</b>  | 302230 | <b>16-1004</b>  | 302376  | <b>17-0605</b> | 302562  | <b>13-0251</b> |
| 302018           | <b>15-1098</b>  | 302081 | <b>15-1079</b> | 302148 | <b>15-1133</b>  | 302230 | <b>16-1022</b>  | 302377  | <b>17-0750</b> | 302563  | <b>13-0155</b> |
| 302019           | <b>15-1248</b>  | 302082 | <b>15-1086</b> | 302149 | <b>15-1025</b>  | 302231 | <b>16-1004</b>  | 302378  | <b>17-0749</b> | 302574  | <b>13-0146</b> |
| 302020           | <b>15-1315</b>  | 302083 | <b>15-1071</b> | 302150 | <b>15-1127</b>  | 302232 | <b>16-1004</b>  | 302379  | <b>17-0757</b> | 302575  | <b>13-0164</b> |
| 302021           | <b>15-1136</b>  | 302084 | <b>15-1071</b> | 302151 | <b>15-1050</b>  | 302233 | <b>16-1004</b>  | 302380  | <b>17-0605</b> | 302575  | <b>13-0207</b> |
| 302022           | <b>15-1151</b>  | 302085 | <b>15-1101</b> | 302152 | <b>15-1128</b>  | 302238 | <b>16-1005</b>  | 302385  | <b>17-0095</b> | 302579  | <b>14-0025</b> |
| 302023           | <b>15-1059</b>  | 302085 | <b>15-1113</b> | 302153 | <b>15-1181</b>  | 302240 | <b>16-1002A</b> | 302385  | <b>17-0279</b> | 302585# | <b>15-1114</b> |
| 302024           | <b>15-1189</b>  | 302086 | <b>15-1101</b> | 302155 | <b>15-1219</b>  | 302241 | <b>16-1002</b>  | 302386  | <b>17-0096</b> | 302586# | <b>15-1149</b> |
| 302025           | <b>15-1153</b>  | 302086 | <b>15-1113</b> | 302159 | <b>15-1031</b>  | 302243 | <b>15-1133</b>  | 302386  | <b>17-0280</b> | 302587# | <b>15-1226</b> |
| 302026           | <b>15-1160</b>  | 302087 | <b>15-1101</b> | 302160 | <b>15-1031</b>  | 302246 | <b>16-1012</b>  | 302388  | <b>17-0192</b> | 302588# | <b>15-1227</b> |
| 302027           | <b>15-1068</b>  | 302088 | <b>15-1101</b> | 302162 | <b>15-1170</b>  | 302247 | <b>16-1010</b>  | 302389  | <b>17-0244</b> | 302589# | <b>15-1104</b> |
| 302027           | <b>15-1080</b>  | 302089 | <b>15-1044</b> | 302163 | <b>15-1143</b>  | 302248 | <b>16-1012</b>  | 302390  | <b>17-0244</b> | 302590# | <b>15-1191</b> |
| 302028           | <b>15-1036</b>  | 302090 | <b>15-1044</b> | 302164 | <b>15-1062</b>  | 302249 | <b>16-1010</b>  | 302391  | <b>17-0243</b> | 302592# | <b>15-1137</b> |
| 302029           | <b>15-1037</b>  | 302091 | <b>15-1044</b> | 302165 | <b>15-1168</b>  | 302251 | <b>16-1002</b>  | 302392  | <b>17-0194</b> | 302593# | <b>15-1137</b> |
| 302030           | <b>15-1041</b>  | 302093 | <b>15-1079</b> | 302166 | <b>15-1167</b>  | 302252 | <b>16-1002</b>  | 302392  | <b>17-0244</b> | 302611# | <b>16-1027</b> |
| 302031           | <b>15-1035</b>  | 302094 | <b>15-1045</b> | 302167 | <b>15-1144</b>  | 302253 | <b>16-1006</b>  | 302397  | <b>17-0256</b> | 302628  | <b>15-1114</b> |
| 302034           | <b>15-1129</b>  | 302095 | <b>15-1086</b> | 302168 | <b>15-1008</b>  | 302255 | <b>16-1001</b>  | 302398  | <b>17-0255</b> | 302629  | <b>15-1149</b> |
| 302035           | <b>15-1001</b>  | 302096 | <b>15-1054</b> | 302169 | <b>15-1051</b>  | 302257 | <b>16-1010B</b> | 302399  | <b>17-0258</b> | 302631  | <b>15-1191</b> |
| 302036           | <b>15-1002</b>  | 302097 | <b>15-1027</b> | 302170 | <b>15-1052</b>  | 302258 | <b>13-0203</b>  | 302400  | <b>17-0257</b> | 302632  | <b>15-1104</b> |
| 302038           | <b>15-1019</b>  | 302098 | <b>15-1028</b> | 302171 | <b>15-1073</b>  | 302260 | <b>16-1010</b>  | 302403  | <b>17-0259</b> | 302634  | <b>15-1137</b> |
| 302039           | <b>15-1228</b>  | 302098 | <b>15-1100</b> | 302171 | <b>15-1074</b>  | 302261 | <b>16-1010B</b> | 302404  | <b>17-0260</b> | 302635  | <b>15-1137</b> |
| 302040           | <b>15-1081</b>  | 302099 | <b>15-1085</b> | 302172 | <b>15-1074A</b> | 302262 | <b>16-1010A</b> | 302405  | <b>17-0261</b> | 302638  | <b>15-1323</b> |
| 302041           | <b>15-1158</b>  | 302100 | <b>15-1060</b> | 302173 | <b>15-1077</b>  | 302281 | <b>16-1017</b>  | 302406  | <b>17-0262</b> | 302652  | <b>16-1027</b> |
| 302042           | <b>15-1089</b>  | 302100 | <b>15-1087</b> | 302174 | <b>15-1042</b>  | 302282 | <b>16-1014A</b> | 302423  | <b>17-0565</b> | 302658  | <b>17-0194</b> |
| 302043           | <b>15-1061</b>  | 302101 | <b>15-1018</b> | 302174 | <b>15-1058</b>  | 302287 | <b>16-1014</b>  | 302424  | <b>17-0558</b> | 302689  | <b>13-0028</b> |
| 302044           | <b>15-1038</b>  | 302104 | <b>15-1040</b> | 302175 | <b>15-1009</b>  | 302297 | <b>16-1016</b>  | 302427  | <b>17-0167</b> | 302741  | <b>13-0067</b> |
| 302046           | <b>15-1039</b>  | 302106 | <b>15-1018</b> | 302177 | <b>15-1009</b>  | 302305 | <b>16-1019</b>  | 302427  | <b>17-0565</b> | 302742  | <b>13-0187</b> |



|         |         |         |          |         |         |         |         |         |         |        |         |
|---------|---------|---------|----------|---------|---------|---------|---------|---------|---------|--------|---------|
|         |         | 302815# | 15-1118  | 302922  | 17-0285 | 303052  | 17-0160 | 303110# | 15-1212 | 303198 | 13-0534 |
|         |         | 302816# | 15-1289A | 302922  | 17-0287 | 303053  | 17-0161 | 303111  | 15-1209 | 303199 | 17-0379 |
|         |         | 302830  | 17-0360  | 302922  | 17-0291 | 303054  | 17-0138 | 303112  | 15-1210 | 303200 | 17-0380 |
|         |         | 302831  | 17-0267  | 302923  | 17-0286 | 303055  | 17-0139 | 303113  | 15-1211 | 303202 | 17-0381 |
| 302743  | 13-0197 | 302832  | 17-0360  | 302923  | 17-0288 | 303056  | 17-0140 | 303114  | 15-1212 | 303203 | 17-0382 |
| 302743  | 13-0235 | 302833  | 17-0267  | 302923  | 17-0292 | 303057  | 17-0141 | 303115  | 15-1245 | 303204 | 17-0383 |
| 302745  | 13-0212 | 302834  | 17-0360  | 302924  | 17-0287 | 303058  | 17-0142 | 303116  | 15-1214 | 303205 | 17-0385 |
| 302745  | 13-0230 | 302835  | 17-0267  | 302925  | 17-0284 | 303059  | 17-0143 | 303117  | 15-1211 | 303206 | 17-0562 |
| 302746  | 13-0229 | 302843  | 17-0173  | 302926  | 17-0288 | 303060  | 17-0144 | 303118  | 15-1212 | 303207 | 17-0563 |
| 302747  | 13-0214 | 302843  | 17-0376  | 302927  | 17-0286 | 303061  | 17-0145 | 303119  | 13-0279 | 303208 | 17-0387 |
| 302747  | 13-0273 | 302849  | 17-0118  | 302928  | 17-0146 | 303064  | 17-0115 | 303120  | 15-1405 | 303208 | 17-0389 |
| 302749  | 13-0135 | 302849  | 17-0598  | 302929  | 17-0147 | 303064  | 17-0599 | 303123  | 15-1323 | 303209 | 17-0388 |
| 302752# | 15-1076 | 302850  | 17-0117  | 302937  | 17-0150 | 303065  | 17-0116 | 303126  | 15-1323 | 303209 | 17-0390 |
| 302753# | 15-1075 | 302854# | 15-1298  | 302941# | 15-1241 | 303065  | 17-0600 | 303127# | 15-1266 | 303214 | 17-0560 |
| 302757# | 15-1261 | 302856# | 15-1201  | 302942# | 15-1189 | 303066  | 17-0315 | 303128  | 15-1266 | 303215 | 17-0561 |
| 302758# | 15-1078 | 302857# | 15-1200  | 302952  | 17-0464 | 303066  | 17-0594 | 303139  | 15-0217 | 303216 | 17-0391 |
| 302759# | 15-1294 | 302860  | 15-1325  | 302955  | 17-0463 | 303068  | 17-0115 | 303140  | 15-0217 | 303216 | 17-0393 |
| 302760# | 15-1253 | 302861  | 15-1118  | 302959  | 13-0154 | 303069  | 17-0116 | 303152  | 17-0185 | 303217 | 17-0392 |
| 302761# | 15-1207 | 302863  | 15-1289A | 302960  | 13-0154 | 303070  | 17-0569 | 303152  | 17-0377 | 303217 | 17-0394 |
| 302761# | 15-1339 | 302865  | 17-0093  | 302961  | 15-1241 | 303071  | 17-0570 | 303153  | 17-0207 | 303218 | 17-0407 |
| 302763# | 15-1268 | 302865  | 17-0094  | 302962  | 15-1241 | 303072  | 17-0571 | 303154  | 17-0208 | 303218 | 17-0411 |
| 302763# | 15-1335 | 302867# | 15-1192  | 302963  | 15-1189 | 303073  | 17-0572 | 303155  | 17-0207 | 303219 | 17-0408 |
| 302764# | 15-1190 | 302869# | 15-1283  | 302968# | 15-1398 | 303074  | 17-0573 | 303156  | 17-0208 | 303219 | 17-0412 |
| 302765# | 15-1248 | 302870  | 15-1192  | 302969  | 15-1398 | 303075  | 17-0574 | 303157  | 17-0358 | 303220 | 17-0405 |
| 302766# | 15-1276 | 302872  | 15-1283  | 302971  | 17-0226 | 303076  | 17-0117 | 303159  | 17-0747 | 303220 | 17-0409 |
| 302767# | 15-1134 | 302873  | 17-0541  | 302974  | 17-0241 | 303076  | 17-0597 | 303160  | 17-0748 | 303221 | 17-0406 |
| 302769# | 15-1291 | 302876  | 17-0078  | 302975  | 17-0242 | 303077  | 17-0118 | 303161  | 17-0358 | 303221 | 17-0410 |
| 302770# | 15-1249 | 302877  | 15-1328  | 302977  | 15-1328 | 303077  | 17-0598 | 303162  | 17-0211 | 303228 | 17-0056 |
| 302778  | 15-1076 | 302878  | 17-0519  | 302978# | 15-1328 | 303078  | 17-0317 | 303164  | 17-0606 | 303228 | 17-0395 |
| 302779  | 15-1075 | 302879  | 17-0137  | 302980# | 15-1362 | 303078  | 17-0594 | 303165  | 17-0757 | 303228 | 17-0401 |
| 302783  | 15-1261 | 302880  | 17-0150  | 302982  | 15-1171 | 303080  | 17-0117 | 303166  | 17-0605 | 303229 | 17-0169 |
| 302784  | 15-1294 | 302883  | 17-0149  | 302983  | 15-1064 | 303081  | 17-0118 | 303167  | 17-0755 | 303229 | 17-0396 |
| 302785  | 15-1253 | 302887  | 17-0149  | 302983  | 15-1162 | 303082  | 13-0162 | 303169  | 13-0007 | 303229 | 17-0402 |
| 302786  | 15-1146 | 302888  | 17-0311  | 302984  | 15-1115 | 303082  | 13-0163 | 303172# | 15-1311 | 303230 | 17-0397 |
| 302787  | 15-1254 | 302889  | 17-0312  | 302985# | 15-1115 | 303084  | 15-1201 | 303174  | 15-1311 | 303231 | 17-0432 |
| 302788  | 15-1268 | 302898  | 17-0308  | 302986  | 13-0025 | 303085  | 15-1200 | 303176  | 13-0095 | 303233 | 17-0397 |
| 302789  | 15-1248 | 302899  | 17-0306  | 302987# | 15-1048 | 303085  | 15-1202 | 303176  | 13-0248 | 303233 | 17-0403 |
| 302790  | 15-1276 | 302903  | 17-0298  | 302989  | 15-1048 | 303091  | 15-1265 | 303178  | 15-1361 | 303234 | 17-0398 |
| 302791  | 15-1134 | 302904  | 17-0297  | 302994  | 15-1353 | 303093# | 15-1405 | 303179  | 15-1360 | 303234 | 17-0404 |
| 302792  | 15-1291 | 302905  | 17-0302  | 302995  | 15-1132 | 303094  | 13-0219 | 303179  | 15-1361 | 303234 | 17-0432 |
| 302793  | 15-1249 | 302906  | 17-0301  | 302995# | 15-1236 | 303094  | 13-0256 | 303181# | 15-1384 | 303237 | 17-0156 |
| 302794  | 15-1184 | 302907  | 17-0300  | 302997  | 15-1132 | 303095  | 15-1298 | 303182# | 15-1372 | 303238 | 17-0157 |
| 302796  | 15-1190 | 302907  | 17-0304  | 302997  | 15-1236 | 303096# | 15-1120 | 303183  | 15-1384 | 303241 | 17-0217 |
| 302797  | 13-0027 | 302908  | 17-0299  | 302998  | 15-1236 | 303098  | 15-1120 | 303184  | 15-1372 | 303242 | 17-0218 |
| 302797  | 13-0077 | 302908  | 17-0303  | 302999  | 13-0109 | 303099  | 15-1120 | 303185  | 13-0123 | 303243 | 17-0520 |
| 302799# | 15-1325 | 302910  | 17-0305  | 303001  | 15-1158 | 303100  | 13-0167 | 303185  | 13-0124 | 303244 | 17-0521 |
| 302801# | 15-1234 | 302911  | 17-0307  | 303004  | 15-1252 | 303100  | 13-0173 | 303186# | 15-1232 | 303247 | 17-0217 |
| 302802  | 13-0177 | 302912  | 17-0014  | 303042  | 17-0084 | 303100  | 13-0175 | 303187# | 15-1231 | 303248 | 17-0218 |
| 302803  | 15-1234 | 302913  | 17-0015  | 303043  | 17-0085 | 303100  | 13-0217 | 303188# | 15-1240 | 303249 | 17-0079 |
| 302807  | 13-0159 | 302914  | 17-0130  | 303044  | 17-0084 | 303101  | 13-0179 | 303189# | 15-1296 | 303250 | 17-0136 |
| 302811  | 13-0156 | 302915  | 17-0131  | 303045  | 17-0085 | 303101  | 13-0218 | 303190# | 15-1306 | 303251 | 17-0137 |
| 302811  | 13-0157 | 302916  | 17-0103  | 303046  | 17-0815 | 303102  | 13-0089 | 303191# | 15-1297 | 303252 | 17-0078 |
| 302813  | 13-0139 | 302917  | 17-0104  | 303047  | 17-0816 | 303102  | 13-0092 | 303192# | 15-1258 | 303253 | 17-0519 |
| 302813  | 13-0166 | 302918  | 17-0132  | 303048  | 17-0086 | 303102  | 13-0149 | 303193# | 15-1245 | 303256 | 13-0264 |
| 302813  | 13-0237 | 302919  | 17-0133  | 303049  | 17-0087 | 303103# | 15-1209 | 303194# | 15-1300 | 303256 | 13-0315 |
| 302814  | 15-1207 | 302920  | 17-0283  | 303050  | 17-0158 | 303104# | 15-1210 | 303195# | 15-1440 | 303258 | 13-0308 |
| 302814  | 15-1339 | 302921  | 17-0284  | 303051  | 17-0159 | 303109# | 15-1211 | 303196# | 15-1244 | 303258 | 13-0504 |

| Ad. OE           | METELLI ref.   | Ad. OE  | METELLI ref.   | Ad. OE | METELLI ref.   | Ad. OE | METELLI ref.   | Ad. OE | METELLI ref.   | Ad. OE | METELLI ref.   |
|------------------|----------------|---------|----------------|--------|----------------|--------|----------------|--------|----------------|--------|----------------|
| <b>GKN/LOBRO</b> |                | 303328  | <b>13-0107</b> | 303421 | <b>13-0515</b> | 303485 | <b>13-0198</b> | 303560 | <b>15-1706</b> | 303744 | <b>13-0285</b> |
|                  |                | 303332  | <b>15-1354</b> | 303423 | <b>15-1642</b> | 303485 | <b>13-0274</b> | 303561 | <b>15-1082</b> | 303839 | <b>15-1251</b> |
|                  |                | 303333# | <b>15-1354</b> | 303430 | <b>15-1206</b> | 303486 | <b>15-1383</b> | 303566 | <b>13-0503</b> | 303840 | <b>15-1301</b> |
|                  |                | 303335  | <b>13-0309</b> | 303431 | <b>15-1139</b> | 303487 | <b>15-1399</b> | 303566 | <b>13-0506</b> | 303849 | <b>15-1335</b> |
| 303258           | <b>13-0509</b> | 303336  | <b>15-1275</b> | 303432 | <b>15-1216</b> | 303488 | <b>17-0733</b> | 303570 | <b>17-0730</b> | 303849 | <b>15-1643</b> |
| 303259           | <b>13-0173</b> | 303337# | <b>15-1275</b> | 303432 | <b>15-1571</b> | 303489 | <b>17-0734</b> | 303571 | <b>17-0731</b> | 303852 | <b>15-1104</b> |
| 303259           | <b>13-0175</b> | 303338# | <b>15-1280</b> | 303433 | <b>15-1204</b> | 303490 | <b>17-0735</b> | 303572 | <b>17-0732</b> | 303854 | <b>15-1161</b> |
| 303259           | <b>13-0217</b> | 303339  | <b>15-1280</b> | 303434 | <b>15-1175</b> | 303491 | <b>17-0291</b> | 303574 | <b>17-0728</b> | 303859 | <b>15-1312</b> |
| 303260           | <b>13-0016</b> | 303342# | <b>15-1287</b> | 303435 | <b>15-1208</b> | 303492 | <b>17-0292</b> | 303575 | <b>17-0729</b> | 303866 | <b>15-1347</b> |
| 303260           | <b>13-0174</b> | 303343  | <b>17-0492</b> | 303436 | <b>15-1364</b> | 303493 | <b>17-0736</b> | 303580 | <b>17-0330</b> | 303870 | <b>15-1084</b> |
| 303260           | <b>13-0535</b> | 303344  | <b>17-0493</b> | 303437 | <b>15-1453</b> | 303494 | <b>17-0737</b> | 303581 | <b>17-0329</b> | 303871 | <b>15-1319</b> |
| 303261           | <b>13-0216</b> | 303345  | <b>17-0494</b> | 303438 | <b>15-1453</b> | 303495 | <b>17-0196</b> | 303582 | <b>17-0330</b> | 303874 | <b>15-1406</b> |
| 303262           | <b>13-0133</b> | 303346  | <b>17-0495</b> | 303440 | <b>13-0220</b> | 303496 | <b>17-0378</b> | 303587 | <b>15-1351</b> | 303875 | <b>13-0280</b> |
| 303263           | <b>13-0093</b> | 303347  | <b>17-0488</b> | 303446 | <b>13-0336</b> | 303497 | <b>17-0867</b> | 303590 | <b>15-1639</b> | 303876 | <b>15-1367</b> |
| 303263           | <b>13-0191</b> | 303348  | <b>17-0489</b> | 303447 | <b>15-1349</b> | 303498 | <b>17-0869</b> | 303591 | <b>13-0422</b> | 303878 | <b>15-1434</b> |
| 303263           | <b>13-0378</b> | 303349  | <b>17-0486</b> | 303450 | <b>15-1230</b> | 303499 | <b>17-0868</b> | 303592 | <b>17-0547</b> | 303880 | <b>15-1367</b> |
| 303264           | <b>13-0133</b> | 303350  | <b>17-0487</b> | 303451 | <b>15-1229</b> | 303500 | <b>17-0870</b> | 303605 | <b>15-1375</b> | 303881 | <b>13-0252</b> |
| 303264           | <b>13-0286</b> | 303355  | <b>17-0268</b> | 303455 | <b>17-0116</b> | 303501 | <b>17-1027</b> | 303606 | <b>13-0258</b> | 303882 | <b>15-1434</b> |
| 303265           | <b>15-1232</b> | 303358  | <b>15-1287</b> | 303455 | <b>17-0600</b> | 303502 | <b>17-1028</b> | 303606 | <b>13-0259</b> | 303883 | <b>13-0298</b> |
| 303266           | <b>15-1231</b> | 303359  | <b>13-0009</b> | 303456 | <b>17-0316</b> | 303505 | <b>17-0861</b> | 303607 | <b>15-1387</b> | 303885 | <b>13-0441</b> |
| 303267           | <b>15-1225</b> | 303365# | <b>15-1472</b> | 303456 | <b>17-0595</b> | 303506 | <b>17-0862</b> | 303608 | <b>15-1388</b> | 303888 | <b>15-1116</b> |
| 303267           | <b>15-1240</b> | 303366# | <b>15-1473</b> | 303457 | <b>17-0118</b> | 303507 | <b>17-1029</b> | 303609 | <b>15-1418</b> | 303890 | <b>15-1400</b> |
| 303268           | <b>15-1296</b> | 303367# | <b>15-1474</b> | 303457 | <b>17-0598</b> | 303508 | <b>17-1030</b> | 303610 | <b>15-1640</b> | 303891 | <b>13-0211</b> |
| 303269           | <b>15-1306</b> | 303369  | <b>15-1472</b> | 303458 | <b>17-0318</b> | 303509 | <b>15-1389</b> | 303611 | <b>13-0423</b> | 303891 | <b>13-0275</b> |
| 303270           | <b>15-1297</b> | 303370  | <b>15-1473</b> | 303459 | <b>17-0324</b> | 303511 | <b>15-1444</b> | 303613 | <b>17-0599</b> | 303892 | <b>15-1401</b> |
| 303271           | <b>15-1258</b> | 303371  | <b>15-1474</b> | 303460 | <b>17-0323</b> | 303512 | <b>13-0306</b> | 303615 | <b>17-0596</b> | 303893 | <b>13-0226</b> |
| 303272           | <b>15-1245</b> | 303373  | <b>13-0328</b> | 303461 | <b>17-0314</b> | 303513 | <b>17-0083</b> | 303616 | <b>17-0594</b> | 303893 | <b>13-0276</b> |
| 303273           | <b>15-1300</b> | 303373  | <b>13-0425</b> | 303462 | <b>17-0313</b> | 303526 | <b>15-1538</b> | 303617 | <b>17-0739</b> | 303893 | <b>13-0277</b> |
| 303274           | <b>15-1440</b> | 303374  | <b>13-0327</b> | 303463 | <b>17-0415</b> | 303527 | <b>15-1385</b> | 303619 | <b>17-0740</b> | 303893 | <b>13-0414</b> |
| 303275           | <b>15-1244</b> | 303379# | <b>15-1348</b> | 303464 | <b>17-0416</b> | 303529 | <b>15-1628</b> | 303620 | <b>17-0592</b> | 303894 | <b>15-1513</b> |
| 303278           | <b>15-1334</b> | 303380  | <b>15-1348</b> | 303466 | <b>17-0416</b> | 303531 | <b>17-0507</b> | 303621 | <b>17-0599</b> | 303896 | <b>15-1460</b> |
| 303281           | <b>15-1145</b> | 303381# | <b>15-1373</b> | 303467 | <b>17-0708</b> | 303532 | <b>17-0910</b> | 303622 | <b>17-0600</b> | 303897 | <b>13-0268</b> |
| 303285           | <b>15-1043</b> | 303382  | <b>15-1373</b> | 303468 | <b>17-0709</b> | 303533 | <b>17-0911</b> | 303623 | <b>17-0594</b> | 303897 | <b>13-0318</b> |
| 303286           | <b>13-0041</b> | 303383  | <b>13-0256</b> | 303469 | <b>17-0706</b> | 303536 | <b>15-1179</b> | 303624 | <b>17-0590</b> | 303898 | <b>15-1527</b> |
| 303289           | <b>13-0183</b> | 303385  | <b>15-1354</b> | 303470 | <b>17-0707</b> | 303537 | <b>15-1263</b> | 303625 | <b>17-0871</b> | 303899 | <b>13-0365</b> |
| 303295           | <b>15-1663</b> | 303388  | <b>15-1329</b> | 303473 | <b>15-1382</b> | 303540 | <b>16-1030</b> | 303626 | <b>17-0872</b> | 303900 | <b>15-1530</b> |
| 303296           | <b>13-0439</b> | 303390# | <b>15-1148</b> | 303474 | <b>15-1177</b> | 303541 | <b>14-0027</b> | 303629 | <b>17-0863</b> | 303901 | <b>13-0366</b> |
| 303304#          | <b>15-1197</b> | 303391  | <b>15-1148</b> | 303475 | <b>15-1302</b> | 303544 | <b>17-0265</b> | 303631 | <b>17-0864</b> | 303901 | <b>13-0434</b> |
| 303305#          | <b>15-1196</b> | 303393# | <b>15-1404</b> | 303476 | <b>15-1431</b> | 303545 | <b>17-0162</b> | 303652 | <b>17-0231</b> | 303901 | <b>13-0442</b> |
| 303306           | <b>15-1197</b> | 303394  | <b>15-1404</b> | 303477 | <b>13-0222</b> | 303546 | <b>17-0127</b> | 303653 | <b>17-0232</b> | 303904 | <b>15-1545</b> |
| 303307           | <b>15-1196</b> | 303395  | <b>13-0127</b> | 303477 | <b>13-0296</b> | 303546 | <b>17-0128</b> | 303654 | <b>17-0233</b> | 303905 | <b>13-0374</b> |
| 303308#          | <b>15-1193</b> | 303400# | <b>15-1259</b> | 303479 | <b>13-0014</b> | 303547 | <b>17-0127</b> | 303655 | <b>17-0234</b> | 303910 | <b>15-1395</b> |
| 303309#          | <b>15-1194</b> | 303401  | <b>15-1259</b> | 303479 | <b>13-0034</b> | 303547 | <b>17-0128</b> | 303656 | <b>17-0235</b> | 303911 | <b>13-0018</b> |
| 303310           | <b>15-1193</b> | 303403  | <b>15-1177</b> | 303479 | <b>13-0079</b> | 303548 | <b>17-0263</b> | 303657 | <b>17-0236</b> | 303911 | <b>13-0226</b> |
| 303311           | <b>15-1194</b> | 303405  | <b>15-1176</b> | 303479 | <b>13-0169</b> | 303549 | <b>17-0413</b> | 303659 | <b>17-0238</b> | 303911 | <b>13-0276</b> |
| 303312           | <b>17-0695</b> | 303407  | <b>15-1142</b> | 303479 | <b>13-0192</b> | 303550 | <b>17-0414</b> | 303679 | <b>17-0672</b> | 303911 | <b>13-0277</b> |
| 303313           | <b>17-0696</b> | 303409  | <b>15-1381</b> | 303479 | <b>13-0210</b> | 303551 | <b>15-1428</b> | 303680 | <b>17-0673</b> | 303913 | <b>13-0431</b> |
| 303314           | <b>17-0691</b> | 303410  | <b>13-0263</b> | 303480 | <b>15-1303</b> | 303555 | <b>15-1403</b> | 303681 | <b>17-0956</b> | 303914 | <b>15-1374</b> |
| 303315           | <b>17-0692</b> | 303412  | <b>15-1537</b> | 303481 | <b>15-1288</b> | 303556 | <b>15-1397</b> | 303682 | <b>17-0957</b> | 303915 | <b>13-0257</b> |
| 303320           | <b>15-1301</b> | 303413  | <b>13-0520</b> | 303482 | <b>15-1514</b> | 303556 | <b>15-1413</b> | 303711 | <b>17-0239</b> | 303915 | <b>13-0271</b> |
| 303323           | <b>15-1447</b> | 303417  | <b>13-0265</b> | 303483 | <b>13-0296</b> | 303557 | <b>15-1414</b> | 303740 | <b>15-1365</b> | 303916 | <b>15-1419</b> |
| 303324           | <b>15-1447</b> | 303419  | <b>15-1292</b> | 303483 | <b>13-0359</b> | 303558 | <b>13-0272</b> | 303741 | <b>15-1365</b> | 303916 | <b>15-1612</b> |
| 303326           | <b>15-1141</b> | 303421  | <b>13-0478</b> | 303485 | <b>13-0080</b> | 303559 | <b>13-0283</b> | 303743 | <b>15-1417</b> | 303917 | <b>13-0287</b> |

|        |                |        |                |        |                 |        |                |        |                 |        |                |
|--------|----------------|--------|----------------|--------|-----------------|--------|----------------|--------|-----------------|--------|----------------|
|        |                | 304058 | <b>13-0472</b> | 304329 | <b>15-1463</b>  | 304411 | <b>17-0348</b> | 304563 | <b>17-1032</b>  | 304710 | <b>17-0908</b> |
|        |                | 304062 | <b>13-0262</b> | 304330 | <b>13-0320</b>  | 304411 | <b>17-0349</b> | 304566 | <b>17-0786</b>  | 304712 | <b>17-1040</b> |
|        |                | 304067 | <b>13-0383</b> | 304331 | <b>15-1435</b>  | 304414 | <b>17-0554</b> | 304582 | <b>17-0629</b>  | 304716 | <b>17-0905</b> |
|        |                | 304072 | <b>13-0351</b> | 304332 | <b>13-0299</b>  | 304415 | <b>17-0555</b> | 304583 | <b>17-0630</b>  | 304719 | <b>17-0897</b> |
| 303917 | <b>13-0406</b> | 304072 | <b>13-0353</b> | 304333 | <b>15-1436</b>  | 304418 | <b>17-0721</b> | 304596 | <b>15-1437</b>  | 304724 | <b>17-1041</b> |
| 303918 | <b>15-1493</b> | 304072 | <b>13-0407</b> | 304334 | <b>13-0379</b>  | 304419 | <b>17-0722</b> | 304597 | <b>13-0010</b>  | 304725 | <b>17-0859</b> |
| 303919 | <b>13-0179</b> | 304075 | <b>13-0387</b> | 304335 | <b>15-1551</b>  | 304420 | <b>17-0350</b> | 304598 | <b>15-1726</b>  | 304728 | <b>15-1557</b> |
| 303919 | <b>13-0218</b> | 304077 | <b>13-0444</b> | 304336 | <b>13-0379</b>  | 304421 | <b>17-0351</b> | 304599 | <b>13-0489</b>  | 304729 | <b>15-1442</b> |
| 303920 | <b>15-1493</b> | 304080 | <b>13-0303</b> | 304339 | <b>17-0896</b>  | 304424 | <b>17-0913</b> | 304599 | <b>13-0527</b>  | 304732 | <b>13-0304</b> |
| 303921 | <b>15-1396</b> | 304086 | <b>13-0410</b> | 304351 | <b>17-0443</b>  | 304425 | <b>17-0882</b> | 304600 | <b>15-1718</b>  | 304734 | <b>15-1423</b> |
| 303922 | <b>17-0546</b> | 304089 | <b>13-0376</b> | 304352 | <b>17-0607</b>  | 304425 | <b>17-0891</b> | 304601 | <b>15-1717</b>  | 304740 | <b>17-0914</b> |
| 303925 | <b>17-0610</b> | 304101 | <b>13-0381</b> | 304357 | <b>17-0476</b>  | 304426 | <b>17-0852</b> | 304602 | <b>13-0488</b>  | 304746 | <b>17-0759</b> |
| 303927 | <b>17-0444</b> | 304102 | <b>13-0334</b> | 304360 | <b>17-0608</b>  | 304427 | <b>17-0853</b> | 304611 | <b>15-1592</b>  | 304748 | <b>17-0761</b> |
| 303928 | <b>15-1407</b> | 304107 | <b>13-0311</b> | 304365 | <b>17-0587</b>  | 304428 | <b>17-0855</b> | 304612 | <b>13-0392</b>  | 304749 | <b>17-0763</b> |
| 303929 | <b>13-0281</b> | 304212 | <b>17-0944</b> | 304366 | <b>17-0536</b>  | 304429 | <b>17-0856</b> | 304613 | <b>15-1593</b>  | 304750 | <b>17-0760</b> |
| 303929 | <b>13-0421</b> | 304213 | <b>17-0945</b> | 304367 | <b>17-0537</b>  | 304436 | <b>15-1415</b> | 304614 | <b>13-0393</b>  | 304752 | <b>17-0762</b> |
| 303930 | <b>15-1382</b> | 304232 | <b>17-0372</b> | 304368 | <b>17-0231</b>  | 304437 | <b>13-0284</b> | 304617 | <b>17-0940</b>  | 304753 | <b>17-0764</b> |
| 303933 | <b>15-1382</b> | 304233 | <b>17-0373</b> | 304369 | <b>17-0232</b>  | 304438 | <b>17-0171</b> | 304619 | <b>17-0875</b>  | 304755 | <b>17-0881</b> |
| 303933 | <b>15-1572</b> | 304234 | <b>17-0374</b> | 304370 | <b>17-0424</b>  | 304438 | <b>17-0433</b> | 304622 | <b>17-0698</b>  | 304761 | <b>17-0877</b> |
| 303934 | <b>15-1549</b> | 304235 | <b>17-0375</b> | 304371 | <b>17-0538</b>  | 304439 | <b>17-0172</b> | 304623 | <b>15-1653</b>  | 304767 | <b>17-1064</b> |
| 303935 | <b>13-0377</b> | 304236 | <b>17-0974</b> | 304372 | <b>17-0665</b>  | 304439 | <b>17-0434</b> | 304624 | <b>15-1531</b>  | 304778 | <b>17-0909</b> |
| 303936 | <b>15-1455</b> | 304237 | <b>17-0975</b> | 304373 | <b>17-0666</b>  | 304441 | <b>17-0472</b> | 304625 | <b>13-0367</b>  | 304784 | <b>17-0920</b> |
| 303936 | <b>15-1456</b> | 304274 | <b>17-0338</b> | 304374 | <b>17-0657</b>  | 304442 | <b>17-0474</b> | 304640 | <b>15-1658</b>  | 304785 | <b>17-0921</b> |
| 303948 | <b>13-0270</b> | 304275 | <b>17-0363</b> | 304375 | <b>17-0658</b>  | 304443 | <b>17-0611</b> | 304652 | <b>13-0022</b>  | 304786 | <b>17-0857</b> |
| 303950 | <b>13-0011</b> | 304282 | <b>17-0342</b> | 304376 | <b>17-0647</b>  | 304444 | <b>17-0612</b> | 304653 | <b>15-1457</b>  | 304787 | <b>17-0858</b> |
| 303950 | <b>13-0012</b> | 304283 | <b>17-0343</b> | 304377 | <b>17-0648</b>  | 304445 | <b>17-0613</b> | 304654 | <b>13-0316</b>  | 304799 | <b>15-1222</b> |
| 303951 | <b>13-0012</b> | 304286 | <b>15-1078</b> | 304378 | <b>17-0466</b>  | 304446 | <b>17-0614</b> | 304655 | <b>17-0803</b>  | 304803 | <b>15-1475</b> |
| 303951 | <b>13-0288</b> | 304291 | <b>17-0693</b> | 304378 | <b>17-0988</b>  | 304458 | <b>15-1412</b> | 304656 | <b>17-0804</b>  | 304808 | <b>13-0329</b> |
| 303951 | <b>13-0432</b> | 304292 | <b>17-0694</b> | 304379 | <b>17-0467</b>  | 304459 | <b>15-1394</b> | 304680 | <b>13-0228</b>  | 304808 | <b>13-0467</b> |
| 303952 | <b>13-0032</b> | 304301 | <b>17-1035</b> | 304379 | <b>17-0989</b>  | 304461 | <b>17-0056</b> | 304682 | <b>17-0915</b>  | 304809 | <b>15-1477</b> |
| 303952 | <b>13-0072</b> | 304302 | <b>17-0398</b> | 304380 | <b>15-1420</b>  | 304462 | <b>17-0397</b> | 304683 | <b>15-1424</b>  | 304810 | <b>13-0356</b> |
| 303952 | <b>13-0165</b> | 304303 | <b>17-1036</b> | 304383 | <b>15-1506</b>  | 304463 | <b>17-0396</b> | 304684 | <b>13-0289</b>  | 304811 | <b>15-1550</b> |
| 303952 | <b>13-0208</b> | 304304 | <b>15-1668</b> | 304383 | <b>15-1506A</b> | 304465 | <b>17-0169</b> | 304684 | <b>13-0290</b>  | 304812 | <b>13-0093</b> |
| 303952 | <b>13-0388</b> | 304306 | <b>15-1662</b> | 304384 | <b>15-1504</b>  | 304466 | <b>17-0056</b> | 304685 | <b>17-0809</b>  | 304812 | <b>13-0378</b> |
| 303952 | <b>13-0415</b> | 304307 | <b>13-0438</b> | 304385 | <b>13-0349</b>  | 304495 | <b>17-0924</b> | 304686 | <b>17-0810</b>  | 304813 | <b>13-0170</b> |
| 303953 | <b>13-0297</b> | 304308 | <b>15-1679</b> | 304386 | <b>15-1505</b>  | 304496 | <b>17-0925</b> | 304689 | <b>17-0786</b>  | 304814 | <b>15-1466</b> |
| 303964 | <b>15-1059</b> | 304309 | <b>13-0452</b> | 304387 | <b>13-0312</b>  | 304507 | <b>17-0637</b> | 304691 | <b>15-1525</b>  | 304815 | <b>13-0322</b> |
| 303971 | <b>15-1260</b> | 304309 | <b>13-0453</b> | 304387 | <b>13-0350</b>  | 304508 | <b>17-0637</b> | 304693 | <b>15-1539</b>  | 304816 | <b>15-1224</b> |
| 303972 | <b>15-1053</b> | 304309 | <b>13-0458</b> | 304387 | <b>13-0463</b>  | 304509 | <b>17-0638</b> | 304694 | <b>13-0370</b>  | 304817 | <b>13-0419</b> |
| 303989 | <b>15-1320</b> | 304310 | <b>15-1699</b> | 304388 | <b>15-1452</b>  | 304510 | <b>17-0638</b> | 304695 | <b>15-1541</b>  | 304817 | <b>13-0483</b> |
| 303993 | <b>15-1478</b> | 304311 | <b>13-0464</b> | 304389 | <b>13-0463</b>  | 304511 | <b>17-0792</b> | 304696 | <b>13-0371</b>  | 304818 | <b>15-1546</b> |
| 303994 | <b>13-0332</b> | 304312 | <b>15-1525</b> | 304390 | <b>15-1439</b>  | 304512 | <b>17-0792</b> | 304697 | <b>15-1506B</b> | 304819 | <b>13-0172</b> |
| 303994 | <b>13-0436</b> | 304313 | <b>16-1002</b> | 304391 | <b>15-1451</b>  | 304513 | <b>17-0793</b> | 304698 | <b>13-0093</b>  | 304819 | <b>13-0375</b> |
| 303995 | <b>15-1479</b> | 304313 | <b>16-1020</b> | 304392 | <b>13-0222</b>  | 304514 | <b>17-0793</b> | 304698 | <b>13-0352</b>  | 304820 | <b>15-1476</b> |
| 303996 | <b>13-0507</b> | 304314 | <b>14-0019</b> | 304396 | <b>14-0012</b>  | 304522 | <b>17-0424</b> | 304698 | <b>13-0378</b>  | 304820 | <b>15-1647</b> |
| 303997 | <b>15-1629</b> | 304315 | <b>16-1020</b> | 304397 | <b>15-1613</b>  | 304524 | <b>17-0801</b> | 304699 | <b>15-1426</b>  | 304821 | <b>15-1600</b> |
| 303998 | <b>13-0505</b> | 304317 | <b>16-1020</b> | 304398 | <b>17-0765</b>  | 304525 | <b>17-0802</b> | 304700 | <b>13-0291</b>  | 304822 | <b>13-0396</b> |
| 303998 | <b>13-0510</b> | 304319 | <b>17-0177</b> | 304399 | <b>17-0766</b>  | 304531 | <b>17-0543</b> | 304701 | <b>15-1427</b>  | 304823 | <b>15-1544</b> |
| 304004 | <b>17-0919</b> | 304320 | <b>17-0176</b> | 304400 | <b>17-0765</b>  | 304537 | <b>17-0838</b> | 304702 | <b>13-0205</b>  | 304824 | <b>13-0540</b> |
| 304005 | <b>17-0918</b> | 304322 | <b>15-1347</b> | 304401 | <b>17-0766</b>  | 304538 | <b>17-0839</b> | 304702 | <b>13-0292</b>  | 304826 | <b>17-0876</b> |
| 304023 | <b>13-0160</b> | 304323 | <b>13-0240</b> | 304402 | <b>17-0767</b>  | 304541 | <b>17-0951</b> | 304703 | <b>15-1450</b>  | 304827 | <b>15-1484</b> |
| 304023 | <b>13-0294</b> | 304325 | <b>15-1465</b> | 304403 | <b>17-0768</b>  | 304542 | <b>17-0952</b> | 304704 | <b>15-1480</b>  | 304828 | <b>13-0335</b> |
| 304023 | <b>13-0295</b> | 304326 | <b>13-0293</b> | 304404 | <b>17-0769</b>  | 304551 | <b>13-0416</b> | 304705 | <b>13-0333</b>  | 304829 | <b>15-1604</b> |
| 304036 | <b>13-0325</b> | 304326 | <b>13-0321</b> | 304405 | <b>17-0770</b>  | 304551 | <b>13-0426</b> | 304706 | <b>15-1454</b>  | 304831 | <b>15-1590</b> |
| 304046 | <b>13-0437</b> | 304327 | <b>15-1462</b> | 304409 | <b>17-0720</b>  | 304551 | <b>13-0437</b> | 304706 | <b>15-1520</b>  | 304832 | <b>15-1590</b> |
| 304058 | <b>13-0331</b> | 304327 | <b>15-1467</b> | 304410 | <b>17-0348</b>  | 304557 | <b>15-1659</b> | 304707 | <b>13-0314</b>  | 304835 | <b>13-0398</b> |
| 304058 | <b>13-0465</b> | 304328 | <b>13-0321</b> | 304410 | <b>17-0349</b>  | 304562 | <b>17-1031</b> | 304707 | <b>13-0362</b>  | 304836 | <b>13-0391</b> |



| Ad. OE        | METELLI ref.   | Ad. OE | METELLI ref.   | Ad. OE        | METELLI ref.    | Ad. OE | METELLI ref.    | Ad. OE | METELLI ref.   | Ad. OE | METELLI ref.   |
|---------------|----------------|--------|----------------|---------------|-----------------|--------|-----------------|--------|----------------|--------|----------------|
| <b>SPIDAN</b> |                | 305057 | <b>17-1018</b> | 305534        | <b>13-0446</b>  | 20272  | <b>16-1004A</b> | 20579  | <b>17-0547</b> | 20686  | <b>17-0176</b> |
|               |                | 305064 | <b>17-0832</b> | 305537        | <b>13-0493</b>  | 20273  | <b>16-1014</b>  | 20584  | <b>13-0265</b> | 20689  | <b>15-1406</b> |
|               |                | 305065 | <b>17-0831</b> | 305538        | <b>13-0413</b>  | 20276  | <b>15-1127</b>  | 20585  | <b>15-1642</b> | 20698  | <b>15-1223</b> |
|               |                | 305070 | <b>17-0693</b> |               |                 | 20279  | <b>15-1150</b>  | 20591  | <b>17-0359</b> | 20712  | <b>15-1453</b> |
| 304843        | <b>16-1031</b> | 305079 | <b>17-0694</b> |               |                 | 20283  | <b>15-1203</b>  | 20592  | <b>17-0186</b> | 20713  | <b>15-1453</b> |
| 304844        | <b>17-0943</b> | 305089 | <b>13-0511</b> | <b>SPIDAN</b> |                 | 20285  | <b>15-1035</b>  | 20593  | <b>17-0750</b> | 20753  | <b>15-1205</b> |
| 304845        | <b>17-1067</b> | 305089 | <b>13-0518</b> |               |                 | 20286  | <b>16-1003</b>  | 20594  | <b>17-0750</b> | 20811  | <b>16-1018</b> |
| 304856        | <b>17-0860</b> | 305119 | <b>15-1436</b> |               |                 | 20289  | <b>16-1010</b>  | 20595  | <b>15-1123</b> | 20812  | <b>15-1273</b> |
| 304861        | <b>17-0691</b> | 305119 | <b>15-1551</b> |               |                 | 20294  | <b>15-1128</b>  | 20596  | <b>15-1124</b> | 20815  | <b>17-0179</b> |
| 304863        | <b>15-1690</b> | 305120 | <b>13-0301</b> | 20020         | <b>16-1017</b>  | 20295  | <b>15-1181</b>  | 20597  | <b>16-1019</b> | 20816  | <b>17-0180</b> |
| 304882        | <b>13-0346</b> | 305120 | <b>13-0379</b> | 20021         | <b>16-1017</b>  | 20300  | <b>15-1382</b>  | 20598  | <b>17-0605</b> | 20817  | <b>15-1081</b> |
| 304882        | <b>13-0347</b> | 305133 | <b>15-1733</b> | 20023         | <b>16-1017</b>  | 20301  | <b>15-1010</b>  | 20599  | <b>17-0606</b> | 20819  | <b>16-1028</b> |
| 304886        | <b>13-0471</b> | 305134 | <b>13-0519</b> | 20025         | <b>15-1126</b>  | 20302  | <b>15-1011</b>  | 20600  | <b>17-0605</b> | 20826  | <b>15-1272</b> |
| 304893        | <b>15-1486</b> | 305150 | <b>15-1637</b> | 20026         | <b>15-1083</b>  | 20303  | <b>15-1010</b>  | 20601  | <b>17-0757</b> | 20827  | <b>15-1369</b> |
| 304894        | <b>13-0337</b> | 305150 | <b>15-1648</b> | 20066         | <b>15-1243</b>  | 20304  | <b>15-1099</b>  | 20602  | <b>17-0749</b> | 20828  | <b>15-1376</b> |
| 304895        | <b>17-0906</b> | 305154 | <b>15-1528</b> | 20070         | <b>15-1201</b>  | 20305  | <b>15-1079</b>  | 20603  | <b>17-0750</b> | 20889  | <b>15-1366</b> |
| 304899        | <b>17-0859</b> | 305174 | <b>15-1564</b> | 20072         | <b>15-1200</b>  | 20306  | <b>15-1086</b>  | 20604  | <b>15-1537</b> | 20890  | <b>15-1221</b> |
| 304900        | <b>15-1410</b> | 305175 | <b>13-0386</b> | 20076         | <b>13-0159</b>  | 20307  | <b>15-1071</b>  | 20605  | <b>13-0520</b> | 20892  | <b>15-1220</b> |
| 304901        | <b>13-0091</b> | 305176 | <b>15-1563</b> | 20079         | <b>15-1196</b>  | 20308  | <b>15-1071</b>  | 20606  | <b>17-0004</b> | 20893  | <b>15-1242</b> |
| 304901        | <b>13-0282</b> | 305177 | <b>13-0384</b> | 20085         | <b>15-1196</b>  | 20309  | <b>15-1113</b>  | 20607  | <b>17-0005</b> | 20894  | <b>15-1270</b> |
| 304914        | <b>15-1723</b> | 305177 | <b>13-0385</b> | 20090         | <b>15-1197</b>  | 20310  | <b>15-1113</b>  | 20629  | <b>17-0150</b> | 20895  | <b>15-1039</b> |
| 304915        | <b>13-0522</b> | 305184 | <b>15-1724</b> | 20094         | <b>15-1197</b>  | 20311  | <b>15-1101</b>  | 20633  | <b>15-1132</b> | 20896  | <b>15-1038</b> |
| 304932        | <b>14-0021</b> | 305185 | <b>13-0523</b> | 20097         | <b>13-0156</b>  | 20312  | <b>15-1101</b>  | 20633  | <b>15-1236</b> | 20897  | <b>15-1061</b> |
| 304933        | <b>14-0020</b> | 305186 | <b>17-1038</b> | 20097         | <b>13-0157</b>  | 20319  | <b>15-1044</b>  | 20634  | <b>15-1132</b> | 20898  | <b>15-1089</b> |
| 304939        | <b>15-1585</b> | 305187 | <b>17-1039</b> | 20099         | <b>15-1194</b>  | 20320  | <b>15-1044</b>  | 20634  | <b>15-1236</b> | 20899  | <b>15-1033</b> |
| 304952        | <b>15-1552</b> | 305191 | <b>17-1037</b> | 20104         | <b>15-1193</b>  | 20322  | <b>15-1354</b>  | 20635  | <b>13-0109</b> | 20900  | <b>15-1088</b> |
| 304952        | <b>15-1695</b> | 305237 | <b>15-1656</b> | 20136         | <b>15-1207</b>  | 20323  | <b>15-1329</b>  | 20636  | <b>15-1171</b> | 20903  | <b>15-1027</b> |
| 304953        | <b>13-0379</b> | 305241 | <b>15-1443</b> | 20136         | <b>15-1339</b>  | 20330  | <b>17-0464</b>  | 20637  | <b>15-1064</b> | 20904  | <b>15-1028</b> |
| 304953        | <b>13-0468</b> | 305241 | <b>15-1634</b> | 20150         | <b>17-0360</b>  | 20333  | <b>17-0463</b>  | 20637  | <b>15-1162</b> | 20904  | <b>15-1100</b> |
| 304954        | <b>15-1688</b> | 305242 | <b>13-0305</b> | 20151         | <b>17-0267</b>  | 20336  | <b>13-0154</b>  | 20639  | <b>15-1158</b> | 20914  | <b>15-1090</b> |
| 304955        | <b>13-0461</b> | 305242 | <b>13-0417</b> | 20152         | <b>17-0360</b>  | 20337  | <b>13-0154</b>  | 20649  | <b>17-0080</b> | 20915  | <b>15-1205</b> |
| 304956        | <b>15-1697</b> | 305245 | <b>15-1462</b> | 20153         | <b>17-0267</b>  | 20338  | <b>15-1241</b>  | 20650  | <b>17-0081</b> | 20918  | <b>15-1284</b> |
| 304957        | <b>13-0470</b> | 305284 | <b>13-0348</b> | 20154         | <b>17-0360</b>  | 20339  | <b>15-1241</b>  | 20651  | <b>17-0014</b> | 20919  | <b>15-1284</b> |
| 304959        | <b>17-0429</b> | 305285 | <b>13-0494</b> | 20155         | <b>17-0267</b>  | 20340  | <b>15-1189</b>  | 20652  | <b>17-0015</b> | 20921  | <b>15-1038</b> |
| 304960        | <b>17-0430</b> | 305299 | <b>15-1536</b> | 20163         | <b>17-0173</b>  | 20341  | <b>17-0226</b>  | 20653  | <b>17-0010</b> | 20924  | <b>15-1148</b> |
| 304962        | <b>15-1689</b> | 305300 | <b>15-1603</b> | 20176         | <b>15-1298</b>  | 20344  | <b>17-0241</b>  | 20654  | <b>17-0011</b> | 20926  | <b>15-1404</b> |
| 304963        | <b>13-0462</b> | 305302 | <b>15-1530</b> | 20178         | <b>15-1325</b>  | 20345  | <b>17-0242</b>  | 20655  | <b>17-0130</b> | 20927  | <b>13-0127</b> |
| 304963        | <b>13-0517</b> | 305304 | <b>15-1678</b> | 20181         | <b>15-1118</b>  | 20347  | <b>13-0162</b>  | 20656  | <b>17-0131</b> | 20930  | <b>15-1368</b> |
| 304964        | <b>15-1449</b> | 305305 | <b>15-1742</b> | 20183         | <b>15-1289A</b> | 20347  | <b>13-0163</b>  | 20660  | <b>17-0149</b> | 20931  | <b>15-1133</b> |
| 304972        | <b>17-0866</b> | 305307 | <b>15-1540</b> | 20184         | <b>15-1215</b>  | 20351  | <b>15-1115</b>  | 20661  | <b>17-0524</b> | 20934  | <b>15-1133</b> |
| 304973        | <b>17-0787</b> | 305346 | <b>15-1488</b> | 20186         | <b>15-1192</b>  | 20352  | <b>13-0025</b>  | 20662  | <b>17-0525</b> | 20935  | <b>15-1133</b> |
| 304983        | <b>15-1510</b> | 305346 | <b>15-1489</b> | 20188         | <b>15-1283</b>  | 20353  | <b>15-1048</b>  | 20663  | <b>17-0078</b> | 20940  | <b>17-0084</b> |
| 304984        | <b>13-0357</b> | 305358 | <b>15-1490</b> | 20199         | <b>13-0478</b>  | 20356  | <b>15-1353</b>  | 20664  | <b>17-0079</b> | 20941  | <b>17-0085</b> |
| 305021        | <b>16-1022</b> | 305359 | <b>13-0341</b> | 20199         | <b>13-0515</b>  | 20357  | <b>15-1082</b>  | 20665  | <b>15-1015</b> | 20942  | <b>17-0084</b> |
| 305023        | <b>15-1677</b> | 305360 | <b>15-1515</b> | 20208         | <b>15-1418</b>  | 20394  | <b>16-1016</b>  | 20669  | <b>17-0136</b> | 20943  | <b>17-0085</b> |
| 305034        | <b>17-0466</b> | 305364 | <b>15-1595</b> | 20228         | <b>15-1373</b>  | 20431  | <b>15-1706</b>  | 20670  | <b>17-0523</b> | 20944  | <b>17-0815</b> |
| 305037        | <b>17-0843</b> | 305365 | <b>13-0497</b> | 20229         | <b>13-0256</b>  | 20438  | <b>16-1010</b>  | 20671  | <b>17-0078</b> | 20945  | <b>17-0816</b> |
| 305049        | <b>17-0611</b> | 305365 | <b>13-0513</b> | 20232         | <b>15-1348</b>  | 20439  | <b>16-1005</b>  | 20672  | <b>17-0079</b> | 20946  | <b>17-0086</b> |
| 305052        | <b>17-1017</b> | 305366 | <b>15-1597</b> | 20257         | <b>15-1049</b>  | 20526  | <b>15-1013</b>  | 20673  | <b>17-0519</b> | 20947  | <b>17-0087</b> |
| 305053        | <b>17-1014</b> | 305381 | <b>13-0419</b> | 20258         | <b>16-1004</b>  | 20527  | <b>15-1032</b>  | 20674  | <b>17-0137</b> | 20948  | <b>17-0158</b> |
| 305054        | <b>17-1013</b> | 305382 | <b>13-0260</b> | 20260         | <b>15-1096</b>  | 20536  | <b>15-1044</b>  | 20675  | <b>17-0150</b> | 20949  | <b>17-0159</b> |
| 305055        | <b>17-1019</b> | 305492 | <b>13-0435</b> | 20266         | <b>16-1004</b>  | 20541  | <b>17-0213</b>  | 20678  | <b>17-0149</b> | 20950  | <b>17-0160</b> |
| 305056        | <b>17-1020</b> | 305519 | <b>15-1667</b> | 20271         | <b>15-1025</b>  | 20551  | <b>15-1038</b>  | 20685  | <b>17-0177</b> | 20951  | <b>17-0161</b> |

| SPIDAN |         | 20998 | 15-1212 | 21062 | 17-0396 | 21139 | 13-0016 | 21231 | 15-1106 | 21382 | 15-1104 |
|--------|---------|-------|---------|-------|---------|-------|---------|-------|---------|-------|---------|
|        |         | 21001 | 13-0279 | 21063 | 17-0397 | 21139 | 13-0174 | 21232 | 15-1109 | 21385 | 15-1086 |
|        |         | 21002 | 15-1405 | 21064 | 17-0432 | 21139 | 13-0535 | 21233 | 15-1110 | 21387 | 15-1079 |
|        |         | 21005 | 15-1323 | 21066 | 17-0397 | 21140 | 13-0216 | 21234 | 15-1013 | 21388 | 15-1045 |
| 20952  | 17-0138 | 21006 | 15-1323 | 21067 | 17-0398 | 21141 | 13-0133 | 21235 | 15-1013 | 21406 | 17-0276 |
| 20953  | 17-0139 | 21007 | 15-1266 | 21074 | 15-1259 | 21141 | 13-0179 | 21236 | 15-1106 | 21407 | 17-0275 |
| 20954  | 17-0140 | 21009 | 15-0217 | 21075 | 15-1177 | 21141 | 13-0218 | 21237 | 15-1032 | 21427 | 15-1051 |
| 20955  | 17-0141 | 21011 | 17-0185 | 21076 | 15-1176 | 21142 | 13-0093 | 21238 | 15-1093 | 21428 | 15-1056 |
| 20956  | 17-0142 | 21012 | 17-0207 | 21077 | 15-1142 | 21142 | 13-0191 | 21239 | 15-1016 | 21429 | 15-1116 |
| 20957  | 17-0143 | 21013 | 17-0208 | 21078 | 15-1292 | 21142 | 13-0378 | 21240 | 15-1155 | 21430 | 17-0621 |
| 20958  | 17-0144 | 21014 | 17-0207 | 21080 | 15-1068 | 21143 | 13-0133 | 21241 | 16-1002 | 21431 | 17-0622 |
| 20959  | 17-0145 | 21015 | 17-0208 | 21080 | 15-1080 | 21143 | 13-0286 | 21242 | 15-1094 | 21432 | 15-1029 |
| 20960  | 17-0115 | 21016 | 17-0358 | 21081 | 15-1117 | 21144 | 15-1232 | 21247 | 15-1226 | 21433 | 17-0273 |
| 20960  | 17-0599 | 21018 | 17-0747 | 21082 | 15-1380 | 21145 | 15-1231 | 21248 | 15-1227 | 21434 | 17-0274 |
| 20961  | 17-0116 | 21019 | 17-0748 | 21087 | 15-1114 | 21146 | 15-1225 | 21250 | 15-1001 | 21435 | 17-0361 |
| 20962  | 17-0594 | 21020 | 17-0358 | 21088 | 15-1149 | 21146 | 15-1240 | 21252 | 15-1002 | 21449 | 15-1417 |
| 20963  | 17-0595 | 21021 | 17-0211 | 21090 | 15-1252 | 21147 | 15-1296 | 21255 | 15-1019 | 21450 | 15-1007 |
| 20964  | 17-0115 | 21022 | 17-0606 | 21091 | 15-1381 | 21148 | 15-1306 | 21257 | 15-1020 | 21451 | 16-1008 |
| 20964  | 17-0594 | 21023 | 17-0757 | 21092 | 13-0263 | 21149 | 15-1297 | 21258 | 15-1003 | 21452 | 15-1007 |
| 20965  | 17-0116 | 21024 | 17-0605 | 21093 | 15-1206 | 21150 | 15-1258 | 21264 | 13-0328 | 21455 | 15-1008 |
| 20965  | 17-0592 | 21025 | 17-0605 | 21094 | 15-1139 | 21151 | 15-1245 | 21264 | 13-0425 | 21456 | 13-0285 |
| 20966  | 17-0569 | 21025 | 17-0755 | 21095 | 15-1216 | 21152 | 15-1300 | 21265 | 13-0327 | 21457 | 16-1006 |
| 20967  | 17-0570 | 21027 | 15-1311 | 21095 | 15-1571 | 21153 | 15-1440 | 21288 | 15-1177 | 21467 | 16-1006 |
| 20968  | 17-0571 | 21028 | 13-0095 | 21096 | 15-1204 | 21154 | 15-1244 | 21289 | 15-1302 | 21470 | 17-0280 |
| 20969  | 17-0572 | 21028 | 13-0248 | 21097 | 15-1175 | 21155 | 15-1334 | 21290 | 15-1103 | 21471 | 17-0279 |
| 20970  | 17-0573 | 21030 | 15-1361 | 21098 | 15-1208 | 21157 | 15-1145 | 21298 | 13-0336 | 21482 | 15-1234 |
| 20971  | 17-0574 | 21031 | 15-1360 | 21099 | 15-1364 | 21160 | 15-1043 | 21299 | 15-1538 | 21490 | 16-1016 |
| 20972  | 17-0597 | 21033 | 15-1384 | 21105 | 15-1001 | 21160 | 15-1143 | 21307 | 15-1103 | 21496 | 15-1057 |
| 20973  | 17-0118 | 21034 | 15-1372 | 21106 | 15-1055 | 21161 | 13-0041 | 21308 | 15-1085 | 21497 | 15-1052 |
| 20974  | 17-0594 | 21035 | 13-0123 | 21115 | 17-0156 | 21163 | 13-0183 | 21311 | 16-1002 | 21511 | 17-0255 |
| 20975  | 17-0595 | 21035 | 13-0124 | 21116 | 17-0157 | 21166 | 15-1663 | 21315 | 15-1060 | 21512 | 17-0256 |
| 20976  | 17-0117 | 21036 | 17-0379 | 21121 | 13-0264 | 21167 | 13-0439 | 21315 | 15-1087 | 21513 | 17-0259 |
| 20977  | 17-0592 | 21037 | 17-0380 | 21121 | 13-0315 | 21171 | 17-0695 | 21316 | 13-0280 | 21514 | 17-0260 |
| 20978  | 15-1201 | 21039 | 17-0381 | 21122 | 13-0510 | 21172 | 17-0696 | 21325 | 15-1094 | 21518 | 17-0258 |
| 20979  | 15-1200 | 21040 | 17-0382 | 21122 | 17-0217 | 21173 | 17-0691 | 21327 | 16-1002 | 21520 | 17-0262 |
| 20983  | 15-1265 | 21041 | 17-0383 | 21123 | 17-0218 | 21174 | 17-0692 | 21329 | 15-1105 | 21521 | 17-0257 |
| 20984  | 13-0219 | 21042 | 17-0385 | 21124 | 17-0520 | 21175 | 15-1141 | 21331 | 17-0194 | 21522 | 15-1428 |
| 20984  | 13-0256 | 21043 | 17-0562 | 21125 | 17-0521 | 21178 | 15-1301 | 21336 | 15-1152 | 21523 | 17-0261 |
| 20985  | 15-1298 | 21044 | 17-0563 | 21128 | 17-0217 | 21181 | 13-0107 | 21337 | 17-0492 | 21526 | 13-0441 |
| 20986  | 15-1120 | 21045 | 17-0389 | 21129 | 17-0218 | 21184 | 15-1354 | 21338 | 17-0493 | 21530 | 13-0220 |
| 20987  | 15-1120 | 21046 | 17-0390 | 21130 | 17-0079 | 21186 | 15-1447 | 21339 | 17-0494 | 21531 | 15-1349 |
| 20988  | 13-0167 | 21047 | 17-0560 | 21131 | 17-0136 | 21187 | 13-0309 | 21340 | 17-0495 | 21533 | 15-1431 |
| 20988  | 13-0173 | 21048 | 17-0561 | 21132 | 17-0137 | 21188 | 15-1275 | 21341 | 17-0488 | 21534 | 13-0222 |
| 20988  | 13-0175 | 21049 | 17-0393 | 21133 | 17-0078 | 21189 | 15-1280 | 21342 | 17-0489 | 21534 | 13-0296 |
| 20988  | 13-0217 | 21050 | 17-0394 | 21134 | 17-0519 | 21192 | 17-0268 | 21343 | 17-0486 | 21536 | 13-0014 |
| 20989  | 13-0179 | 21051 | 17-0407 | 21136 | 13-0203 | 21195 | 15-1287 | 21344 | 17-0487 | 21536 | 13-0034 |
| 20989  | 13-0218 | 21051 | 17-0411 | 21136 | 13-0308 | 21196 | 13-0009 | 21358 | 15-1001 | 21536 | 13-0079 |
| 20990  | 13-0089 | 21052 | 17-0408 | 21136 | 13-0504 | 21197 | 15-1472 | 21363 | 15-1640 | 21536 | 13-0169 |
| 20990  | 13-0092 | 21053 | 17-0409 | 21136 | 13-0509 | 21198 | 15-1473 | 21366 | 13-0423 | 21536 | 13-0192 |
| 20990  | 13-0149 | 21054 | 17-0406 | 21137 | 13-0139 | 21199 | 15-1474 | 21367 | 13-0120 | 21536 | 13-0210 |
| 20991  | 15-1209 | 21055 | 17-0867 | 21137 | 13-0166 | 21213 | 15-1002 | 21367 | 13-0122 | 21537 | 15-1303 |
| 20992  | 15-1210 | 21056 | 17-0869 | 21137 | 13-0186 | 21217 | 15-1032 | 21368 | 15-1135 | 21538 | 15-1288 |
| 20993  | 15-1211 | 21057 | 17-0868 | 21137 | 13-0237 | 21224 | 15-1106 | 21370 | 15-1024 | 21539 | 15-1514 |
| 20994  | 15-1212 | 21058 | 17-0870 | 21137 | 13-0269 | 21227 | 15-1095 | 21371 | 15-1042 | 21540 | 13-0296 |
| 20995  | 15-1245 | 21059 | 17-1027 | 21138 | 13-0173 | 21229 | 15-1067 | 21371 | 15-1058 | 21540 | 13-0359 |
| 20996  | 15-1214 | 21060 | 17-1028 | 21138 | 13-0175 | 21230 | 15-1067 | 21380 | 15-1047 | 21542 | 13-0080 |
| 20997  | 15-1211 | 21061 | 17-0395 | 21138 | 13-0217 | 21230 | 15-1410 | 21381 | 15-1026 | 21542 | 13-0198 |

| Ad. OE        | METELLI ref.   | Ad. OE | METELLI ref.   | Ad. OE | METELLI ref.   | Ad. OE | METELLI ref.   | Ad. OE | METELLI ref.   | Ad. OE | METELLI ref.   |
|---------------|----------------|--------|----------------|--------|----------------|--------|----------------|--------|----------------|--------|----------------|
| <b>SPIDAN</b> |                | 21632  | <b>17-0028</b> | 21729  | <b>17-0730</b> | 21963  | <b>17-0378</b> | 22106  | <b>13-0160</b> | 22215  | <b>13-0218</b> |
|               |                | 21637  | <b>17-0018</b> | 21730  | <b>17-0731</b> | 21968  | <b>17-0330</b> | 22106  | <b>13-0294</b> | 22251  | <b>15-1493</b> |
|               |                | 21637  | <b>17-0020</b> | 21731  | <b>17-0732</b> | 21969  | <b>17-0329</b> | 22106  | <b>13-0295</b> | 22252  | <b>15-1396</b> |
|               |                | 21638  | <b>17-0017</b> | 21733  | <b>17-0728</b> | 21970  | <b>17-0330</b> | 22109  | <b>15-1031</b> | 22253  | <b>17-0546</b> |
| 21542         | <b>13-0274</b> | 21638  | <b>17-0019</b> | 21734  | <b>17-0729</b> | 21977  | <b>15-1545</b> | 22111  | <b>17-0415</b> | 22256  | <b>17-0610</b> |
| 21543         | <b>15-1383</b> | 21641  | <b>17-0059</b> | 21740  | <b>15-1036</b> | 21978  | <b>13-0374</b> | 22112  | <b>17-0416</b> | 22258  | <b>15-1367</b> |
| 21544         | <b>15-1399</b> | 21642  | <b>17-0058</b> | 21747  | <b>15-1628</b> | 21982  | <b>17-0213</b> | 22114  | <b>17-0416</b> | 22260  | <b>15-1434</b> |
| 21551         | <b>17-0861</b> | 21644  | <b>17-0083</b> | 21751  | <b>15-1037</b> | 21998  | <b>17-0214</b> | 22115  | <b>17-0708</b> | 22262  | <b>15-1367</b> |
| 21552         | <b>17-0862</b> | 21647  | <b>17-0129</b> | 21752  | <b>16-1007</b> | 21998  | <b>17-0697</b> | 22116  | <b>17-0709</b> | 22263  | <b>13-0252</b> |
| 21553         | <b>17-1029</b> | 21648  | <b>17-0082</b> | 21753  | <b>15-1092</b> | 22006  | <b>17-0040</b> | 22117  | <b>17-0706</b> | 22264  | <b>15-1434</b> |
| 21554         | <b>17-1030</b> | 21649  | <b>15-1138</b> | 21759  | <b>15-1385</b> | 22007  | <b>17-0106</b> | 22118  | <b>17-0707</b> | 22265  | <b>13-0298</b> |
| 21561         | <b>16-1005</b> | 21651  | <b>13-0019</b> | 21760  | <b>15-1014</b> | 22018  | <b>17-0046</b> | 22121  | <b>15-1629</b> | 22267  | <b>17-0444</b> |
| 21564         | <b>17-0600</b> | 21655  | <b>17-0101</b> | 21761  | <b>15-1014</b> | 22022  | <b>17-0046</b> | 22122  | <b>13-0505</b> | 22268  | <b>15-1407</b> |
| 21565         | <b>17-0595</b> | 21656  | <b>17-0100</b> | 21765  | <b>15-1351</b> | 22025  | <b>17-0107</b> | 22122  | <b>13-0510</b> | 22269  | <b>13-0281</b> |
| 21566         | <b>17-0598</b> | 21657  | <b>17-0026</b> | 21776  | <b>15-1014</b> | 22028  | <b>17-0051</b> | 22125  | <b>17-0308</b> | 22269  | <b>13-0421</b> |
| 21568         | <b>17-0324</b> | 21658  | <b>17-0025</b> | 21790  | <b>15-1639</b> | 22031  | <b>17-0041</b> | 22126  | <b>17-0306</b> | 22270  | <b>15-1382</b> |
| 21569         | <b>17-0323</b> | 21659  | <b>17-0062</b> | 21791  | <b>13-0422</b> | 22032  | <b>17-0041</b> | 22131  | <b>17-0628</b> | 22273  | <b>15-1572</b> |
| 21570         | <b>17-0314</b> | 21660  | <b>17-0063</b> | 21800  | <b>15-1400</b> | 22033  | <b>17-0042</b> | 22132  | <b>17-0298</b> | 22274  | <b>15-1549</b> |
| 21571         | <b>17-0313</b> | 21661  | <b>17-0068</b> | 21807  | <b>13-0211</b> | 22035  | <b>17-0039</b> | 22133  | <b>17-0297</b> | 22275  | <b>13-0377</b> |
| 21572         | <b>15-1389</b> | 21662  | <b>17-0069</b> | 21807  | <b>13-0275</b> | 22036  | <b>17-0038</b> | 22134  | <b>17-0302</b> | 22276  | <b>15-1455</b> |
| 21574         | <b>15-1444</b> | 21663  | <b>17-0058</b> | 21812  | <b>15-1375</b> | 22042  | <b>17-0036</b> | 22134  | <b>17-0590</b> | 22276  | <b>15-1456</b> |
| 21575         | <b>13-0306</b> | 21664  | <b>17-0059</b> | 21813  | <b>13-0258</b> | 22043  | <b>17-0037</b> | 22135  | <b>17-0301</b> | 22288  | <b>13-0270</b> |
| 21577         | <b>17-0507</b> | 21665  | <b>17-0021</b> | 21813  | <b>13-0259</b> | 22044  | <b>17-0038</b> | 22136  | <b>17-0300</b> | 22290  | <b>13-0011</b> |
| 21578         | <b>17-0910</b> | 21666  | <b>17-0022</b> | 21822  | <b>15-1116</b> | 22045  | <b>17-0039</b> | 22137  | <b>17-0299</b> | 22290  | <b>13-0012</b> |
| 21579         | <b>17-0911</b> | 21669  | <b>17-0556</b> | 21824  | <b>15-1401</b> | 22046  | <b>17-0038</b> | 22146  | <b>17-0305</b> | 22291  | <b>13-0012</b> |
| 21581         | <b>15-1179</b> | 21670  | <b>17-0167</b> | 21842  | <b>13-0226</b> | 22047  | <b>17-0110</b> | 22147  | <b>17-0307</b> | 22291  | <b>13-0288</b> |
| 21582         | <b>15-1263</b> | 21670  | <b>17-0557</b> | 21842  | <b>13-0276</b> | 22048  | <b>17-0042</b> | 22150  | <b>15-1018</b> | 22291  | <b>13-0432</b> |
| 21585         | <b>15-1403</b> | 21671  | <b>17-0164</b> | 21842  | <b>13-0277</b> | 22050  | <b>17-0035</b> | 22154  | <b>15-1040</b> | 22292  | <b>13-0032</b> |
| 21586         | <b>15-1397</b> | 21672  | <b>17-0165</b> | 21842  | <b>13-0414</b> | 22055  | <b>17-0111</b> | 22162  | <b>15-1018</b> | 22292  | <b>13-0072</b> |
| 21586         | <b>15-1413</b> | 21679  | <b>17-0558</b> | 21843  | <b>15-1513</b> | 22056  | <b>17-0035</b> | 22164  | <b>15-1077</b> | 22292  | <b>13-0165</b> |
| 21587         | <b>15-1414</b> | 21680  | <b>17-0565</b> | 21845  | <b>15-1460</b> | 22063  | <b>17-0055</b> | 22166  | <b>15-1046</b> | 22292  | <b>13-0208</b> |
| 21588         | <b>13-0272</b> | 21683  | <b>17-0166</b> | 21846  | <b>13-0268</b> | 22064  | <b>17-0054</b> | 22174  | <b>15-1274</b> | 22292  | <b>13-0388</b> |
| 21588         | <b>13-0278</b> | 21683  | <b>17-0564</b> | 21846  | <b>13-0318</b> | 22065  | <b>17-0112</b> | 22175  | <b>15-1084</b> | 22292  | <b>13-0415</b> |
| 21589         | <b>13-0283</b> | 21684  | <b>17-0167</b> | 21847  | <b>15-1527</b> | 22066  | <b>17-0044</b> | 22177  | <b>15-1247</b> | 22293  | <b>13-0297</b> |
| 21594         | <b>13-0503</b> | 21684  | <b>17-0565</b> | 21848  | <b>13-0365</b> | 22067  | <b>17-0043</b> | 22179  | <b>15-1151</b> | 22305  | <b>15-1070</b> |
| 21594         | <b>13-0506</b> | 21689  | <b>17-0283</b> | 21865  | <b>15-1530</b> | 22068  | <b>17-0075</b> | 22197  | <b>15-1395</b> | 22306  | <b>15-1030</b> |
| 21598         | <b>17-0919</b> | 21690  | <b>17-0284</b> | 21866  | <b>13-0366</b> | 22069  | <b>17-0074</b> | 22198  | <b>13-0018</b> | 22307  | <b>15-1070</b> |
| 21599         | <b>17-0918</b> | 21691  | <b>17-0285</b> | 21866  | <b>13-0434</b> | 22070  | <b>17-0049</b> | 22198  | <b>13-0226</b> | 22311  | <b>15-1346</b> |
| 21606         | <b>17-0097</b> | 21692  | <b>17-0286</b> | 21866  | <b>13-0442</b> | 22071  | <b>17-0048</b> | 22198  | <b>13-0276</b> | 22312  | <b>15-1253</b> |
| 21610         | <b>17-0016</b> | 21693  | <b>17-0287</b> | 21906  | <b>15-1170</b> | 22072  | <b>17-0074</b> | 22198  | <b>13-0277</b> | 22313  | <b>15-1134</b> |
| 21611         | <b>17-0098</b> | 21694  | <b>17-0284</b> | 21907  | <b>15-1062</b> | 22074  | <b>17-0050</b> | 22200  | <b>13-0431</b> | 22315  | <b>17-0599</b> |
| 21615         | <b>17-0006</b> | 21695  | <b>17-0288</b> | 21908  | <b>15-1143</b> | 22077  | <b>17-0076</b> | 22203  | <b>15-1374</b> | 22317  | <b>17-0596</b> |
| 21616         | <b>17-0007</b> | 21697  | <b>17-0146</b> | 21909  | <b>15-1144</b> | 22082  | <b>17-0034</b> | 22204  | <b>13-0257</b> | 22318  | <b>17-0594</b> |
| 21617         | <b>17-0006</b> | 21698  | <b>17-0147</b> | 21945  | <b>15-1230</b> | 22083  | <b>17-0034</b> | 22204  | <b>13-0271</b> | 22319  | <b>17-0739</b> |
| 21618         | <b>17-0007</b> | 21706  | <b>17-0265</b> | 21946  | <b>15-1229</b> | 22084  | <b>17-0033</b> | 22208  | <b>15-1419</b> | 22321  | <b>17-0740</b> |
| 21619         | <b>17-0616</b> | 21707  | <b>17-0162</b> | 21955  | <b>17-0733</b> | 22085  | <b>17-0029</b> | 22208  | <b>15-1612</b> | 22322  | <b>17-0592</b> |
| 21620         | <b>17-0023</b> | 21708  | <b>17-0127</b> | 21956  | <b>17-0734</b> | 22086  | <b>17-0030</b> | 22209  | <b>13-0287</b> | 22323  | <b>17-0599</b> |
| 21621         | <b>17-0024</b> | 21709  | <b>17-0128</b> | 21957  | <b>17-0735</b> | 22087  | <b>17-0033</b> | 22209  | <b>13-0406</b> | 22324  | <b>17-0600</b> |
| 21626         | <b>17-0026</b> | 21710  | <b>17-0263</b> | 21958  | <b>17-0291</b> | 22088  | <b>17-0033</b> | 22212  | <b>15-1388</b> | 22325  | <b>17-0594</b> |
| 21627         | <b>17-0025</b> | 21711  | <b>17-0413</b> | 21959  | <b>17-0292</b> | 22089  | <b>17-0585</b> | 22213  | <b>15-1387</b> | 22326  | <b>17-0414</b> |
| 21628         | <b>17-0028</b> | 21721  | <b>17-0414</b> | 21960  | <b>17-0736</b> | 22090  | <b>17-0057</b> | 22214  | <b>15-1245</b> | 22327  | <b>17-0871</b> |
| 21629         | <b>17-0027</b> | 21727  | <b>16-1030</b> | 21961  | <b>17-0737</b> | 22090  | <b>17-0586</b> | 22214  | <b>15-1493</b> | 22328  | <b>17-0872</b> |
| 21631         | <b>17-0027</b> | 21728  | <b>14-0027</b> | 21962  | <b>17-0196</b> | 22103  | <b>15-1031</b> | 22215  | <b>13-0179</b> | 22331  | <b>17-0863</b> |

|       |          |       |          |       |         |       |          |       |         |       |          |
|-------|----------|-------|----------|-------|---------|-------|----------|-------|---------|-------|----------|
|       |          | 22544 | 15-1122  | 22773 | 15-1096 | 23069 | 13-0070  | 23542 | 17-0121 | 23735 | 15-1156  |
|       |          | 22545 | 16-1010  | 22778 | 15-1025 | 23069 | 13-0099  | 23543 | 17-0355 | 23736 | 15-1125  |
|       |          | 22546 | 15-1050  | 22782 | 15-1021 | 23069 | 13-0129  | 23544 | 17-0123 | 23738 | 15-1192  |
|       |          | 22547 | 15-1111  | 22795 | 15-1021 | 23069 | 13-0137  | 23544 | 17-0187 | 23740 | 17-0896  |
| 22333 | 17-0864  | 22548 | 15-1313  | 22804 | 15-1267 | 23077 | 15-1157  | 23547 | 17-0124 | 23769 | 17-0443  |
| 22346 | 13-0325  | 22550 | 15-1112  | 22814 | 17-0182 | 23082 | 13-0046  | 23548 | 15-1009 | 23770 | 17-0607  |
| 22348 | 15-1054  | 22551 | 15-1091  | 22824 | 17-0604 | 23082 | 13-0090  | 23604 | 17-0342 | 23775 | 17-0476  |
| 22349 | 15-1053A | 22552 | 15-1188  | 22825 | 17-0603 | 23082 | 13-0125  | 23606 | 17-0343 | 23778 | 17-0608  |
| 22350 | 15-1250  | 22553 | 13-0057  | 22826 | 17-0202 | 23089 | 13-0088  | 23607 | 17-0250 | 23783 | 17-0587  |
| 22352 | 15-1131A | 22554 | 13-0082  | 22826 | 17-0610 | 23103 | 13-0028  | 23609 | 17-0091 | 23784 | 17-0536  |
| 22353 | 15-1251  | 22554 | 13-0094  | 22827 | 17-0201 | 23104 | 13-0007  | 23610 | 15-1198 | 23790 | 17-0665  |
| 22354 | 15-1053  | 22555 | 13-0081  | 22842 | 17-0231 | 23124 | 13-0177  | 23614 | 15-1078 | 23791 | 17-0666  |
| 22355 | 15-1131  | 22560 | 15-1119  | 22843 | 17-0232 | 23132 | 13-0410  | 23619 | 17-0249 | 23792 | 17-0657  |
| 22356 | 15-1073  | 22566 | 15-1121  | 22844 | 17-0233 | 23135 | 13-0376  | 23621 | 17-0090 | 23793 | 17-0658  |
| 22360 | 15-1054  | 22568 | 15-1277  | 22845 | 17-0234 | 23146 | 13-0381  | 23628 | 17-0693 | 23794 | 17-0645  |
| 22365 | 15-1053  | 22572 | 15-1219  | 22846 | 17-0235 | 23147 | 13-0334  | 23629 | 17-0694 | 23794 | 17-0647  |
| 22405 | 16-1004  | 22581 | 15-1121  | 22847 | 17-0236 | 23150 | 17-0435  | 23639 | 15-1269 | 23795 | 17-0648  |
| 22407 | 16-1001  | 22584 | 15-1150A | 22849 | 17-0238 | 23151 | 17-0436  | 23656 | 15-1167 | 23796 | 17-0466  |
| 22413 | 17-0052  | 22589 | 17-0205  | 22869 | 17-0672 | 23152 | 15-1158  | 23657 | 15-1168 | 23796 | 17-0988  |
| 22437 | 17-0615  | 22589 | 17-0684  | 22870 | 17-0673 | 23154 | 15-1158  | 23658 | 15-1166 | 23797 | 17-0467  |
| 22448 | 17-0685  | 22590 | 17-0206  | 22871 | 17-0956 | 23155 | 15-1158  | 23659 | 15-1169 | 23797 | 17-0989  |
| 22451 | 14-0001  | 22591 | 15-1174  | 22872 | 17-0957 | 23159 | 15-1228  | 23664 | 17-1035 | 23798 | 15-1420  |
| 22452 | 15-1034  | 22600 | 15-1009  | 22900 | 15-1230 | 23162 | 15-1184  | 23665 | 17-0398 | 23830 | 15-1093  |
| 22454 | 15-1004  | 22622 | 17-0188  | 22901 | 15-1229 | 23168 | 13-0311  | 23666 | 17-1036 | 23831 | 15-1152  |
| 22455 | 16-1003  | 22625 | 17-0352  | 22902 | 16-1024 | 23200 | 15-1076  | 23667 | 15-1668 | 23834 | 15-1257  |
| 22455 | 16-1023  | 22627 | 15-1189  | 22929 | 13-0437 | 23201 | 15-1075  | 23669 | 15-1662 | 23838 | 15-1093  |
| 22456 | 15-1021  | 22628 | 17-0353  | 22930 | 17-0752 | 23277 | 17-0944  | 23670 | 13-0438 | 23839 | 15-1153  |
| 22457 | 15-1005  | 22630 | 17-0355  | 22931 | 17-0751 | 23278 | 17-0945  | 23671 | 15-1679 | 23844 | 15-1213  |
| 22458 | 15-1050  | 22631 | 16-1004  | 22932 | 17-0752 | 23298 | 17-0372  | 23672 | 13-0452 | 23847 | 17-0192  |
| 22461 | 15-1021  | 22632 | 16-1010  | 22933 | 17-0751 | 23299 | 17-0373  | 23672 | 13-0453 | 23848 | 17-0244  |
| 22462 | 17-0121  | 22636 | 17-0683  | 22936 | 15-1365 | 23300 | 17-0374  | 23672 | 13-0458 | 23849 | 17-0244  |
| 22463 | 17-0003  | 22639 | 15-1195  | 22937 | 15-1365 | 23301 | 17-0375  | 23673 | 15-1699 | 23851 | 17-0194  |
| 22466 | 17-0002  | 22669 | 15-1021  | 22940 | 17-0239 | 23302 | 17-0974  | 23674 | 13-0464 | 23944 | 15-1251  |
| 22467 | 17-0003  | 22670 | 15-1005  | 22945 | 15-1059 | 23303 | 17-0975  | 23675 | 15-1190 | 23945 | 15-1301  |
| 22468 | 17-0189  | 22680 | 17-0673  | 22952 | 15-1260 | 23338 | 17-0311  | 23676 | 15-1525 | 23954 | 15-1335  |
| 22469 | 15-1034  | 22681 | 15-1239  | 22953 | 15-1053 | 23339 | 17-0312  | 23677 | 16-1020 | 23954 | 15-1643  |
| 22477 | 17-0001  | 22682 | 17-0198  | 22970 | 15-1320 | 23346 | 17-0014  | 23678 | 14-0019 | 23957 | 15-1104  |
| 22485 | 17-0182  | 22683 | 17-0197  | 22984 | 13-0331 | 23347 | 17-0015  | 23683 | 15-1347 | 23959 | 15-1161  |
| 22486 | 16-1004  | 22684 | 17-0200  | 22984 | 13-0465 | 23348 | 17-0130  | 23684 | 13-0240 | 23964 | 15-1312  |
| 22487 | 16-1012  | 22685 | 17-0199  | 22984 | 13-0472 | 23349 | 17-0131  | 23687 | 15-1465 | 23971 | 15-1347  |
| 22494 | 15-1009  | 22688 | 17-0202  | 22988 | 13-0262 | 23350 | 17-0103  | 23688 | 13-0293 | 23975 | 15-1084  |
| 22495 | 17-0339  | 22689 | 17-0201  | 22993 | 13-0383 | 23351 | 17-0104  | 23688 | 13-0321 | 23976 | 15-1319  |
| 22497 | 16-1010B | 22695 | 17-0676  | 22996 | 15-1184 | 23351 | 17-0147  | 23689 | 15-1462 | 23979 | 15-1478  |
| 22498 | 16-1010A | 22697 | 17-0676  | 23005 | 13-0164 | 23352 | 17-0132  | 23689 | 15-1467 | 23980 | 13-0332  |
| 22502 | 17-0183  | 22702 | 17-0092  | 23005 | 13-0207 | 23353 | 17-0133  | 23691 | 15-1463 | 23980 | 13-0436  |
| 22504 | 17-0183  | 22704 | 17-0215  | 23007 | 13-0225 | 23358 | 17-0338  | 23692 | 13-0320 | 23981 | 15-1479  |
| 22505 | 17-0184  | 22710 | 17-0676  | 23024 | 13-0351 | 23359 | 17-0363  | 23693 | 15-1435 | 23982 | 13-0507  |
| 22508 | 17-0184  | 22716 | 17-0093  | 23024 | 13-0353 | 23506 | 15-1069  | 23694 | 13-0299 | 23984 | 15-1506  |
| 22522 | 16-1012  | 22716 | 17-0094  | 23024 | 13-0407 | 23519 | 15-1103  | 23695 | 15-1436 | 23984 | 15-1506A |
| 22528 | 15-1140  | 22747 | 15-1377  | 23028 | 13-0027 | 23521 | 16-1014A | 23696 | 13-0379 | 23985 | 15-1504  |
| 22537 | 17-0182  | 22748 | 15-1308  | 23028 | 13-0077 | 23522 | 16-1002A | 23697 | 15-1551 | 23986 | 13-0349  |
| 22538 | 17-0181  | 22749 | 17-0686  | 23035 | 13-0387 | 23523 | 13-0190  | 23698 | 13-0379 | 23987 | 15-1505  |
| 22538 | 17-0183  | 22758 | 17-0686  | 23037 | 13-0444 | 23524 | 13-0202  | 23710 | 17-0088 | 23988 | 13-0312  |
| 22540 | 17-0682  | 22761 | 17-0686  | 23040 | 13-0207 | 23525 | 14-0002  | 23712 | 17-0089 | 23988 | 13-0350  |
| 22541 | 15-1140  | 22763 | 15-1267  | 23045 | 13-0303 | 23525 | 14-0003  | 23726 | 17-0088 | 23988 | 13-0463  |
| 22542 | 15-1185  | 22763 | 15-1441  | 23065 | 13-0209 | 23538 | 13-0060  | 23728 | 17-0089 | 23989 | 15-1452  |
| 22543 | 15-1066  | 22763 | 15-1641  | 23069 | 13-0059 | 23541 | 17-0003  | 23734 | 15-1041 | 23990 | 13-0463  |



| Ad. OE        | METELLI ref.   | Ad. OE | METELLI ref.   | Ad. OE | METELLI ref.    | Ad. OE | METELLI ref.   | Ad. OE | METELLI ref.   | Ad. OE | METELLI ref.   |
|---------------|----------------|--------|----------------|--------|-----------------|--------|----------------|--------|----------------|--------|----------------|
| <b>SPIDAN</b> |                | 24098  | <b>17-0613</b> | 24295  | <b>15-1592</b>  | 24420  | <b>17-0719</b> | 24547  | <b>15-1647</b> | 24765  | <b>17-0843</b> |
|               |                | 24099  | <b>17-0614</b> | 24296  | <b>13-0392</b>  | 24423  | <b>17-0717</b> | 24548  | <b>15-1600</b> | 24777  | <b>17-0611</b> |
|               |                | 24111  | <b>15-1412</b> | 24297  | <b>15-1593</b>  | 24424  | <b>17-0774</b> | 24549  | <b>13-0396</b> | 24780  | <b>17-1017</b> |
|               |                | 24112  | <b>15-1394</b> | 24298  | <b>13-0393</b>  | 24426  | <b>17-0719</b> | 24550  | <b>15-1544</b> | 24781  | <b>17-1014</b> |
| 23991         | <b>15-1439</b> | 24114  | <b>17-0056</b> | 24301  | <b>17-0940</b>  | 24428  | <b>15-1164</b> | 24551  | <b>13-0540</b> | 24782  | <b>17-1013</b> |
| 23992         | <b>15-1451</b> | 24115  | <b>17-0397</b> | 24303  | <b>17-0875</b>  | 24429  | <b>15-1165</b> | 24553  | <b>17-0876</b> | 24783  | <b>17-1019</b> |
| 23993         | <b>13-0222</b> | 24116  | <b>17-0396</b> | 24306  | <b>17-0698</b>  | 24430  | <b>15-1172</b> | 24554  | <b>15-1484</b> | 24784  | <b>17-1020</b> |
| 23997         | <b>15-1613</b> | 24118  | <b>17-0169</b> | 24307  | <b>15-1653</b>  | 24431  | <b>15-1173</b> | 24555  | <b>13-0335</b> | 24785  | <b>17-1018</b> |
| 23998         | <b>14-0012</b> | 24119  | <b>17-0056</b> | 24308  | <b>15-1531</b>  | 24432  | <b>15-1163</b> | 24556  | <b>15-1604</b> | 24792  | <b>17-0832</b> |
| 23999         | <b>17-0765</b> | 24148  | <b>17-0924</b> | 24309  | <b>13-0367</b>  | 24433  | <b>15-1129</b> | 24558  | <b>15-1590</b> | 24793  | <b>17-0831</b> |
| 24000         | <b>17-0766</b> | 24149  | <b>17-0925</b> | 24326  | <b>15-1658</b>  | 24434  | <b>15-1248</b> | 24559  | <b>15-1590</b> | 24798  | <b>17-0693</b> |
| 24006         | <b>15-1171</b> | 24160  | <b>17-0637</b> | 24340  | <b>13-0022</b>  | 24435  | <b>15-1315</b> | 24562  | <b>13-0398</b> | 24800  | <b>17-0940</b> |
| 24007         | <b>15-1059</b> | 24161  | <b>17-0637</b> | 24341  | <b>15-1457</b>  | 24436  | <b>15-1136</b> | 24563  | <b>13-0391</b> | 24804  | <b>15-1160</b> |
| 24008         | <b>15-1146</b> | 24162  | <b>17-0638</b> | 24342  | <b>13-0316</b>  | 24437  | <b>15-1323</b> | 24570  | <b>16-1031</b> | 24805  | <b>15-1159</b> |
| 24032         | <b>16-1027</b> | 24163  | <b>17-0638</b> | 24343  | <b>17-0803</b>  | 24438  | <b>15-1276</b> | 24571  | <b>17-0943</b> | 24806  | <b>15-1097</b> |
| 24040         | <b>15-1137</b> | 24164  | <b>17-0792</b> | 24344  | <b>17-0804</b>  | 24439  | <b>15-1248</b> | 24572  | <b>17-1067</b> | 24807  | <b>15-1295</b> |
| 24044         | <b>15-1291</b> | 24165  | <b>17-0792</b> | 24368  | <b>13-0228</b>  | 24440  | <b>15-1249</b> | 24583  | <b>17-0860</b> | 24810  | <b>15-1333</b> |
| 24045         | <b>15-1146</b> | 24166  | <b>17-0793</b> | 24370  | <b>17-0915</b>  | 24444  | <b>17-0905</b> | 24590  | <b>15-1690</b> | 24811  | <b>15-1340</b> |
| 24046         | <b>15-1254</b> | 24167  | <b>17-0793</b> | 24371  | <b>15-1424</b>  | 24447  | <b>17-0897</b> | 24611  | <b>13-0346</b> | 24813  | <b>15-1294</b> |
| 24047         | <b>15-1268</b> | 24175  | <b>17-0424</b> | 24372  | <b>13-0289</b>  | 24452  | <b>17-1041</b> | 24611  | <b>13-0347</b> | 24814  | <b>17-0940</b> |
| 24048         | <b>15-1261</b> | 24177  | <b>17-0801</b> | 24372  | <b>13-0290</b>  | 24453  | <b>17-0859</b> | 24615  | <b>13-0471</b> | 24820  | <b>17-0694</b> |
| 24049         | <b>15-1398</b> | 24178  | <b>17-0802</b> | 24373  | <b>17-0809</b>  | 24455  | <b>15-1557</b> | 24622  | <b>15-1486</b> | 24823  | <b>17-0942</b> |
| 24051         | <b>15-1328</b> | 24184  | <b>17-0543</b> | 24374  | <b>17-0810</b>  | 24456  | <b>15-1442</b> | 24623  | <b>13-0337</b> | 24830  | <b>13-0511</b> |
| 24052         | <b>17-0765</b> | 24190  | <b>17-0838</b> | 24377  | <b>17-0786</b>  | 24459  | <b>13-0304</b> | 24624  | <b>17-0906</b> | 24830  | <b>13-0518</b> |
| 24053         | <b>17-0766</b> | 24191  | <b>17-0839</b> | 24379  | <b>15-1525</b>  | 24461  | <b>15-1423</b> | 24628  | <b>17-0859</b> | 24860  | <b>15-1436</b> |
| 24054         | <b>17-0767</b> | 24194  | <b>17-0951</b> | 24381  | <b>15-1539</b>  | 24467  | <b>17-0914</b> | 24629  | <b>15-1410</b> | 24860  | <b>15-1551</b> |
| 24055         | <b>17-0768</b> | 24195  | <b>17-0952</b> | 24382  | <b>13-0370</b>  | 24480  | <b>17-0764</b> | 24630  | <b>13-0091</b> | 24861  | <b>13-0301</b> |
| 24056         | <b>17-0769</b> | 24210  | <b>15-1048</b> | 24383  | <b>15-1541</b>  | 24482  | <b>17-0881</b> | 24630  | <b>13-0282</b> | 24874  | <b>15-1733</b> |
| 24057         | <b>17-0770</b> | 24211  | <b>15-1064</b> | 24384  | <b>13-0371</b>  | 24488  | <b>17-0877</b> | 24643  | <b>15-1723</b> | 24875  | <b>13-0519</b> |
| 24061         | <b>17-0720</b> | 24211  | <b>15-1162</b> | 24385  | <b>15-1506B</b> | 24494  | <b>17-1064</b> | 24644  | <b>13-0522</b> | 24895  | <b>15-1528</b> |
| 24062         | <b>17-0348</b> | 24212  | <b>15-1161</b> | 24386  | <b>13-0093</b>  | 24505  | <b>17-0909</b> | 24661  | <b>14-0021</b> | 24910  | <b>15-1239</b> |
| 24063         | <b>17-0349</b> | 24214  | <b>15-1332</b> | 24386  | <b>13-0352</b>  | 24511  | <b>17-0920</b> | 24662  | <b>14-0020</b> | 24912  | <b>15-1267</b> |
| 24065         | <b>17-0980</b> | 24215  | <b>15-1147</b> | 24386  | <b>13-0378</b>  | 24512  | <b>17-0921</b> | 24668  | <b>15-1585</b> | 24913  | <b>15-1007</b> |
| 24066         | <b>17-0554</b> | 24216  | <b>15-1329</b> | 24387  | <b>15-1426</b>  | 24513  | <b>17-0857</b> | 24681  | <b>15-1552</b> | 24914  | <b>15-1015</b> |
| 24068         | <b>17-0555</b> | 24224  | <b>15-1104</b> | 24388  | <b>13-0291</b>  | 24514  | <b>17-0858</b> | 24681  | <b>15-1695</b> | 24915  | <b>16-1001</b> |
| 24071         | <b>17-0721</b> | 24225  | <b>15-1191</b> | 24389  | <b>15-1427</b>  | 24526  | <b>15-1222</b> | 24682  | <b>13-0379</b> | 24916  | <b>16-1024</b> |
| 24072         | <b>17-0722</b> | 24231  | <b>13-0416</b> | 24390  | <b>13-0205</b>  | 24530  | <b>15-1475</b> | 24682  | <b>13-0468</b> | 24917  | <b>15-1381</b> |
| 24073         | <b>17-0350</b> | 24231  | <b>13-0426</b> | 24390  | <b>13-0292</b>  | 24535  | <b>13-0329</b> | 24683  | <b>15-1688</b> | 24925  | <b>15-1564</b> |
| 24074         | <b>17-0351</b> | 24231  | <b>13-0437</b> | 24391  | <b>15-1450</b>  | 24535  | <b>13-0467</b> | 24684  | <b>13-0461</b> | 24926  | <b>13-0386</b> |
| 24077         | <b>17-0913</b> | 24237  | <b>15-1659</b> | 24392  | <b>15-1161</b>  | 24536  | <b>15-1477</b> | 24685  | <b>15-1697</b> | 24927  | <b>15-1563</b> |
| 24078         | <b>17-0882</b> | 24242  | <b>17-1031</b> | 24392  | <b>15-1480</b>  | 24537  | <b>13-0356</b> | 24686  | <b>13-0470</b> | 24928  | <b>13-0384</b> |
| 24078         | <b>17-0891</b> | 24243  | <b>17-1032</b> | 24393  | <b>13-0333</b>  | 24538  | <b>15-1550</b> | 24688  | <b>17-0429</b> | 24928  | <b>13-0385</b> |
| 24079         | <b>17-0852</b> | 24246  | <b>17-0786</b> | 24394  | <b>15-1520</b>  | 24539  | <b>13-0093</b> | 24689  | <b>17-0430</b> | 24935  | <b>15-1724</b> |
| 24080         | <b>17-0853</b> | 24262  | <b>17-0629</b> | 24395  | <b>13-0314</b>  | 24539  | <b>13-0378</b> | 24691  | <b>15-1689</b> | 24936  | <b>13-0523</b> |
| 24081         | <b>17-0855</b> | 24263  | <b>17-0630</b> | 24395  | <b>13-0362</b>  | 24540  | <b>13-0170</b> | 24692  | <b>13-0462</b> | 24937  | <b>17-1038</b> |
| 24082         | <b>17-0856</b> | 24280  | <b>15-1437</b> | 24398  | <b>17-0908</b>  | 24541  | <b>15-1466</b> | 24692  | <b>13-0517</b> | 24938  | <b>17-1039</b> |
| 24089         | <b>15-1415</b> | 24281  | <b>13-0010</b> | 24400  | <b>17-1040</b>  | 24542  | <b>13-0322</b> | 24693  | <b>15-1449</b> | 24942  | <b>17-1037</b> |
| 24090         | <b>13-0284</b> | 24282  | <b>15-1726</b> | 24409  | <b>15-1098</b>  | 24543  | <b>15-1224</b> | 24700  | <b>17-0866</b> | 24988  | <b>15-1656</b> |
| 24091         | <b>17-0171</b> | 24283  | <b>13-0489</b> | 24410  | <b>17-0618</b>  | 24544  | <b>13-0419</b> | 24711  | <b>15-1510</b> | 24992  | <b>15-1443</b> |
| 24094         | <b>17-0472</b> | 24283  | <b>13-0527</b> | 24411  | <b>17-0617</b>  | 24544  | <b>13-0483</b> | 24712  | <b>13-0357</b> | 24992  | <b>15-1634</b> |
| 24095         | <b>17-0474</b> | 24284  | <b>15-1718</b> | 24414  | <b>17-0620</b>  | 24545  | <b>15-1546</b> | 24749  | <b>16-1022</b> | 24993  | <b>13-0305</b> |
| 24096         | <b>17-0611</b> | 24285  | <b>15-1717</b> | 24415  | <b>17-0619</b>  | 24546  | <b>13-0172</b> | 24751  | <b>15-1677</b> | 24993  | <b>13-0417</b> |
| 24097         | <b>17-0612</b> | 24286  | <b>13-0488</b> | 24416  | <b>17-0774</b>  | 24546  | <b>13-0375</b> | 24762  | <b>17-0466</b> | 25047  | <b>13-0348</b> |

| SPIDAN |         | 26027 | 13-0008 | 26120 | 13-0068 | 26272 | 13-0250 |  |  |  |
|--------|---------|-------|---------|-------|---------|-------|---------|--|--|--|
|        |         | 26029 | 13-0013 | 26124 | 13-0043 | 26273 | 13-0066 |  |  |  |
|        |         | 26029 | 13-0015 | 26124 | 13-0184 | 26273 | 13-0261 |  |  |  |
|        |         | 26029 | 13-0063 | 26125 | 14-0011 | 26274 | 13-0145 |  |  |  |
| 25048  | 13-0494 | 26030 | 13-0035 | 26127 | 13-0022 | 26274 | 13-0255 |  |  |  |
| 25082  | 15-1742 | 26031 | 13-0103 | 26127 | 13-0117 | 26274 | 13-0266 |  |  |  |
| 25123  | 15-1488 | 26034 | 13-0042 | 26128 | 14-0023 | 26274 | 13-0306 |  |  |  |
| 25123  | 15-1489 | 26034 | 13-0087 | 26135 | 13-0052 | 26274 | 13-0313 |  |  |  |
| 25136  | 13-0341 | 26036 | 13-0087 | 26135 | 13-0075 | 26274 | 13-0338 |  |  |  |
| 25141  | 15-1595 | 26036 | 13-0112 | 26135 | 13-0086 | 26274 | 13-0369 |  |  |  |
| 25142  | 13-0497 | 26036 | 13-0193 | 26137 | 13-0021 | 26278 | 13-0053 |  |  |  |
| 25142  | 13-0513 | 26037 | 13-0048 | 26137 | 13-0044 | 26278 | 13-0194 |  |  |  |
| 25143  | 15-1597 | 26037 | 13-0152 | 26139 | 13-0040 | 26278 | 13-0234 |  |  |  |
| 25158  | 13-0419 | 26038 | 13-0030 | 26139 | 13-0050 | 26278 | 13-0238 |  |  |  |
| 25159  | 13-0260 | 26039 | 13-0011 | 26139 | 13-0051 | 26288 | 13-0116 |  |  |  |
| 25269  | 13-0435 | 26040 | 13-0185 | 26143 | 13-0049 | 26294 | 13-0253 |  |  |  |
| 25311  | 13-0446 | 26040 | 13-0188 | 26159 | 13-0073 | 26295 | 13-0110 |  |  |  |
| 25314  | 13-0493 | 26042 | 13-0023 | 26165 | 13-0178 | 26606 | 13-0020 |  |  |  |
| 25315  | 13-0413 | 26042 | 13-0045 | 26165 | 13-0258 |       |         |  |  |  |
| 25501  | 14-0025 | 26042 | 13-0119 | 26165 | 13-0259 |       |         |  |  |  |
| 25508  | 13-0096 | 26042 | 13-0121 | 26167 | 13-0022 |       |         |  |  |  |
| 25508  | 13-0114 | 26042 | 13-0138 | 26171 | 13-0031 |       |         |  |  |  |
| 25512  | 13-0097 | 26044 | 14-0009 | 26173 | 13-0130 |       |         |  |  |  |
| 25512  | 13-0098 | 26046 | 13-0026 | 26175 | 13-0141 |       |         |  |  |  |
| 25513  | 13-0128 | 26048 | 14-0017 | 26175 | 13-0241 |       |         |  |  |  |
| 25513  | 13-0251 | 26050 | 13-0061 | 26178 | 13-0143 |       |         |  |  |  |
| 25514  | 13-0155 | 26050 | 13-0111 | 26178 | 13-0242 |       |         |  |  |  |
| 25519  | 13-0229 | 26051 | 13-0029 | 26181 | 13-0227 |       |         |  |  |  |
| 25520  | 13-0212 | 26051 | 13-0239 | 26187 | 13-0058 |       |         |  |  |  |
| 25520  | 13-0230 | 26051 | 13-0243 | 26188 | 13-0538 |       |         |  |  |  |
| 25521  | 13-0187 | 26051 | 13-0244 | 26192 | 13-0065 |       |         |  |  |  |
| 25522  | 13-0197 | 26052 | 13-0003 | 26192 | 13-0108 |       |         |  |  |  |
| 25522  | 13-0235 | 26057 | 13-0071 | 26193 | 13-0065 |       |         |  |  |  |
| 25523  | 13-0067 | 26059 | 14-0026 | 26194 | 13-0078 |       |         |  |  |  |
| 25524  | 13-0214 | 26060 | 13-0171 | 26194 | 13-0113 |       |         |  |  |  |
| 25524  | 13-0273 | 26062 | 14-0005 | 26194 | 13-0182 |       |         |  |  |  |
| 25527  | 13-0135 | 26069 | 13-0534 | 26194 | 13-0201 |       |         |  |  |  |
| 26000  | 13-0037 | 26077 | 13-0168 | 26196 | 13-0074 |       |         |  |  |  |
| 26000  | 13-0204 | 26079 | 13-0206 | 26196 | 13-0181 |       |         |  |  |  |
| 26001  | 13-0001 | 26082 | 14-0004 | 26203 | 13-0091 |       |         |  |  |  |
| 26001  | 13-0002 | 26083 | 14-0006 | 26203 | 13-0282 |       |         |  |  |  |
| 26001  | 13-0056 | 26085 | 14-0008 | 26204 | 13-0033 |       |         |  |  |  |
| 26005  | 13-0004 | 26085 | 14-0010 | 26210 | 13-0140 |       |         |  |  |  |
| 26005  | 13-0005 | 26091 | 14-0015 | 26210 | 13-0213 |       |         |  |  |  |
| 26005  | 13-0006 | 26094 | 13-0144 | 26213 | 13-0084 |       |         |  |  |  |
| 26005  | 13-0047 | 26094 | 13-0158 | 26213 | 13-0215 |       |         |  |  |  |
| 26005  | 13-0048 | 26094 | 13-0196 | 26214 | 13-0152 |       |         |  |  |  |
| 26006  | 13-0131 | 26094 | 13-0300 | 26214 | 13-0319 |       |         |  |  |  |
| 26006  | 13-0536 | 26094 | 13-0424 | 26216 | 13-0146 |       |         |  |  |  |
| 26007  | 13-0024 | 26096 | 13-0101 | 26217 | 13-0102 |       |         |  |  |  |
| 26007  | 13-0105 | 26097 | 14-0018 | 26217 | 13-0161 |       |         |  |  |  |
| 26007  | 13-0148 | 26097 | 14-0022 | 26219 | 13-0106 |       |         |  |  |  |
| 26010  | 13-0100 | 26102 | 13-0231 | 26219 | 13-0150 |       |         |  |  |  |
| 26014  | 13-0017 | 26102 | 13-0233 | 26247 | 13-0151 |       |         |  |  |  |
| 26014  | 13-0083 | 26104 | 14-0007 | 26249 | 13-0224 |       |         |  |  |  |
| 26014  | 13-0134 | 26106 | 13-0200 | 26252 | 13-0048 |       |         |  |  |  |
| 26022  | 13-0036 | 26107 | 13-0254 | 26252 | 13-0153 |       |         |  |  |  |

| <b>METELLI</b><br>ref. | <b>MARCA</b><br><b>MAKE</b>  | <b>ADATTABILE A OES</b><br><b>ADAPTABLE FOR OES</b> | <b>ADATTABILE A</b><br><b>ADAPTABLE FOR</b><br><b>GKN/LÖBRO</b> | <b>ADATTABILE A</b><br><b>ADAPTABLE FOR</b><br><b>SPIDAN</b> | <b>PAGINA</b><br><b>PAGE</b>  |
|------------------------|--|---|---|--|---|
| <b>13-0001</b>         | AUTOBIANCHI / FIAT / FIAT LCV / INNOCENTI / SEAT / ZASTAVA                     | 4383758 / 7501348                                   | 300351  | 26001  | 98, 181-183, 235, 248, 326, 604, 628, 809   |
| <b>13-0002</b>         | AUTOBIANCHI / FIAT / FIAT LCV / INNOCENTI / LANCIA / SEAT / SEAT LCV / ZASTAVA | 4383758 / 7501348                                   | 300351  | 26001  | 98-99, 181-183, 197, 209, 211, 217-221, 234-235, 248-249, 251-252, 258, 325-326, 339, 344, 349, 604-605, 615, 628-629, 635, 808-809 |
| <b>13-0003</b>         | FIAT / LANCIA / SEAT   | 82443745 / 82463084                                 | 300324  | 26052  | 217-221, 235, 339, 344-345, 629   |
| <b>13-0004</b>         | VOLKSWAGEN   | 321 498 203   | 300355  | 26005  | 682-684, 719, 757-760   |
| <b>13-0005</b>         | SEAT / SEAT LCV / VOLKSWAGEN / VOLKSWAGEN LCV                                  | 191 498 203C  | 300355  | 26005  | 609-613, 616-620, 629-630, 634-635, 682-689, 691-693, 695-696, 700-702, 719-723, 733-734, 749-752, 757, 759-762, 768-770, 772-775   |
| <b>13-0006</b>         | AUDI   | 191 498 203D  | 300355  | 26005  | 43-44, 46   |
| <b>13-0007</b>         | OPEL / OPEL LCV  | 374094 / 374101                                     | 303169  | 23104  | 433-435, 447, 457, 459  |
| <b>13-0008</b>         | OPEL / PONTIAC   | 1603203 / 374190                                    | 300354  | 26027  | 418-423, 432, 439-443, 448, 520   |
| <b>13-0009</b>         | OPEL / OPEL LCV  | 1603188 / 374212                                    | 303359  | 21196  | 419-426, 434, 447-448, 450-451, 456   |
| <b>13-0010</b>         | OPEL / OPEL LCV  | 1603231   | 304597  | 24281  | 435-437, 443-444, 447, 458, 460   |
| <b>13-0011</b>         | CHEVROLET USA / GMB / HOLDEN / OPEL  | 1603204 / 374050                                    | 303950 / 300404   | 22290 / 26039  | 112, 300-301, 418-420, 423-424, 430-431, 439, 441-443, 449-450  |
| <b>13-0012</b>         | OPEL / OPEL LCV  | 1603197 / 1603204                                   | 303950 / 303951   | 22290 / 22291  | 420, 425-426, 451-452, 454, 456   |
| <b>13-0013</b>         | HONDA  | 44333-634-013                                       | 300356  | 26029  | 302, 306-307, 317, 319  |
| <b>13-0014</b>         | ROVER  | BAU4411   | 303479  | 21536  | 590, 598-599  |
| <b>13-0015</b>         | HONDA  | 44333-634-013                                       | 300356  | 26029  | 302, 307  |
| <b>13-0016</b>         | FIAT / LANCIA  | 7761570   | 303260  | 21139  | 224-231, 337  |
| <b>13-0017</b>         | FORD BRASIL / FORD EUROPE / FORD LCV, TRUCK                                    | 6043191   | 300353  | 26014  | 259-263, 267, 288-289, 293-294  |
| <b>13-0018</b>         | DAEWOO   | 510346 / 510434 / 96243578                          | 303911  | 22198  | 174-175   |
| <b>13-0019</b>         | CITROËN / PEUGEOT  | 3293.74   | 300557  | 21651  | 120-123, 151-152, 154, 475, 488-495, 497  |
|                        |  |   |   |  |   |



|                |  |  |                 |                       |  |
|----------------|--|--|-----------------|-----------------------|--|
| <b>13-0020</b> | ALFA ROMEO / FIAT / FIAT LCV / LANCIA                    | 60507869 / 60562336 / 60801797 / 60805116 / 60808619 / 82350924 / 82443750 / 82462961 / 82483504 | 300421          | 26606                 | 1-2, 5-7, 11, 23, 25, 184, 186, 189-194, 213-215, 224-232, 253, 337-340, 345-347 |
| <b>13-0021</b> | SUBARU   | 23222-GA112  | 300371          | 26137                 | 654  |
| <b>13-0022</b> | CITROËN LCV / FIAT LCV / PEUGEOT LCV                     | 3293.16 / 3293.42 / 3293.97 / 9464383780 / 9464383788 / 9564478680 / 95669097                    | 300431 / 304652 | 26167 / 24340 / 26127 | 159-167, 238-247, 258, 508-513, 515-516  |
| <b>13-0023</b> | FORD AUSTRALIA / MAZDA / MERCURY                         | F003-22-530 / F003-22-530A / F003-22-530B  | 300364          | 26042                 | 258-259, 356-357, 376-377  |
| <b>13-0024</b> | AUDI / SAAB  | 431 498 203C / 443 498 203B / 8961864  | 300396          | 26007                 | 26-32, 35-36, 38, 41-42, 45, 47-48, 599-600                                      |
| <b>13-0025</b> | DODGE / EAGLE / HYUNDAI / MITSUBISHI / PLYMOUTH / PROTON | MB526338 / MB526862 / MB620050 / MB936182  | 302986          | 20352                 | 114, 179, 181, 319, 321-323, 380-381, 383, 385-386, 388-389, 519-521             |
| <b>13-0026</b> | NISSAN   | 40088-MO229  | 300345          | 26046                 | 391, 395-396, 403  |
| <b>13-0027</b> | NISSAN   | 39241-11M25  | 302797          | 23028                 | 300, 395-396, 403, 406, 409  |
| <b>13-0028</b> | OPEL / OPEL LCV  | 374094 / 7839612   | 302689          | 23103                 | 419, 422, 431-432, 458-459   |
| <b>13-0029</b> | HOLDEN / TOYOTA  | 04438-10021 / 04438-10022  | 300369          | 26051                 | 301, 663-668, 670-673  |
| <b>13-0030</b> | SAAB   | 8993149 / 8993792  | 300403          | 26038                 | 599-600, 604   |
| <b>13-0031</b> | SAAB   | 8961864 / 8993628  | 300419          | 26171                 | 599-601  |
| <b>13-0032</b> | SAAB   | 4399333 / 4483517  | 303952          | 22292                 | 600-602  |
| <b>13-0033</b> | FIAT / LANCIA  | 7578083  | 300330          | 26204                 | 225-228, 230-232, 338  |
| <b>13-0034</b> | ROVER  | BAU4411  | 303479          | 21536                 | 598-599  |
| <b>13-0035</b> | AUDI / VOLKSWAGEN  | 871 498 203A   | 300357          | 26030                 | 39-44, 46, 53, 91-93, 679-682, 691, 722-723, 730-733, 745-747, 757-758, 772      |
| <b>13-0036</b> | AUDI / VOLKSWAGEN  | 861 498 203  | 300343          | 26022                 | 37, 679-680, 745-746   |
| <b>13-0037</b> | FORD EUROPE / FORD LCV, TRUCK                            | 1016756 / 1073801  | 300341          | 26000                 | 261-263, 265-268, 289, 293-294   |
| <b>13-0038</b> | ROVER  | BAU2019  |                 |                       | 590-591, 597-598   |
| <b>13-0039</b> | ROVER  | 18G0927  |                 |                       | 598  |
| <b>13-0040</b> | FORD AUSTRALIA / MAZDA                                   | G012-22-530  | 300408          | 26139                 | 259, 359-360   |
| <b>13-0041</b> | NISSAN   | -  | 303286          | 21161                 | 412  |
| <b>13-0042</b> | HONDA  | 44333-SB2-960 / 44333-SB2-961 / 44333-SB2-962  | 300362          | 26034                 | 302, 306-309, 314, 316   |
| <b>13-0043</b> | HONDA  | 44333-SD2-003  | 300378          | 26124                 | 302-303, 306-309, 314  |
| <b>13-0044</b> | SUBARU   | 23222-GA140  | 300371          | 26137                 | 652, 654-655   |
| <b>13-0045</b> | HYUNDAI / MITSUBISHI / PROTON                            | MB176164   | 300364          | 26042                 | 323, 380-381, 385-387, 521   |
|                |  |  |                 |                       |  |

| <b>METELLI</b><br>ref. | <b>MARCA</b><br><b>MAKE</b>                     | <b>ADATTABILE A OES</b><br><b>ADAPTABLE FOR OES</b>                           | <b>ADATTABILE A</b><br><b>ADAPTABLE FOR</b><br><b>GKN/LÖBRO</b> | <b>ADATTABILE A</b><br><b>ADAPTABLE FOR</b><br><b>SPIDAN</b> | <b>PAGINA</b><br><b>PAGE</b>  |
|------------------------|---|---|---|--|---|
| <b>13-0046</b>         | DODGE / EAGLE / HYUNDAI / MITSUBISHI / PLYMOUTH | MB526378  | 300377  | 23082  | 114, 179-181, 322, 324-325, 380-381, 383-386, 389-390, 519  |
| <b>13-0047</b>         | AUDI / VOLKSWAGEN                               | 321 498 203   | 300355  | 26005  | 38-40, 95, 679, 681-682, 729-730, 771-772   |
| <b>13-0048</b>         | AUDI / SEAT / VOLKSWAGEN / VOLKSWAGEN LCV       | 191 498 203 / 191 498 203C / 1H0 498 203 / 321 498 203A                       | 300355 / 300382 / 300402  | 26005 / 26037 / 26252  | 37, 41-43, 45, 47-48, 53-56, 92, 611-614, 618-620, 629-631, 678-679, 684-686, 689-699, 701-704, 706, 709, 722-723, 731-737, 749-752, 757-758, 761-762, 769-771, 774-775 |
| <b>13-0049</b>         | HONDA   | 44333-SB2-961 / 44333-SK7-J02 / 44333-SK7-J03 / 44333-SK7-J12 / 44333-SK7-J13 | 300317  | 26143  | 303, 309-310, 315-316, 318  |
| <b>13-0050</b>         | FORD USA / MAZDA                                | G033-22-530   | 300408  | 26139  | 297-299, 360-362, 364   |
| <b>13-0051</b>         | MAZDA   | G012-22-530A / G012-22-530B   | 300408  | 26139  | 359-360   |
| <b>13-0052</b>         | NISSAN  | -   | 300360  | 26135  | 395, 403-404, 406   |
| <b>13-0053</b>         | MAZDA   | F003-22-530B  | 302324  | 26278  | 355-357   |
| <b>13-0054</b>         | CITROËN / CITROËN LCV / PEUGEOT / PEUGEOT LCV   | 3293.31   |   |  | 138, 157-159, 467-469, 507  |
| <b>13-0055</b>         | DODGE / HYUNDAI / MITSUBISHI                    | 49509-29A00 / MB297689  |   |  | 179-181, 322-325, 383, 387, 389-390   |
| <b>13-0056</b>         | FIAT / FIAT LCV / INNOCENTI                     | 7682886   | 300351  | 26001  | 197, 217, 235, 249, 251, 325-326  |
| <b>13-0057</b>         | AUDI  | 893 498 203B  | 300376  | 22553  | 43-49, 51-52, 54-57   |
| <b>13-0058</b>         | FIAT / FIAT LCV                                 | 7682886   | 300323  | 26187  | 188-189, 222, 236, 256  |
| <b>13-0059</b>         | HOLDEN / PONTIAC / SUZUKI                       | 44118-60DD1   |   | 23069  | 301, 520, 656-657, 660-661  |
| <b>13-0060</b>         | MAZDA   | G001-22-530 / G001-22-530A / G001-22-530B / G021-22-530A / G021-22-530B       | 300375  | 23538  | 359   |
| <b>13-0061</b>         | TOYOTA  | 04438-32011   | 300368  | 26050  | 662-668, 670-672  |
| <b>13-0062</b>         | HONDA   | 44333-SA2-310   |   |  | 302, 317-318  |
| <b>13-0063</b>         | HONDA   | 44018-SA5-A90   | 300356  | 26029  | 302   |
| <b>13-0064</b>         | HONDA   | 44333-SA7-013   |   |  | 306   |
| <b>13-0065</b>         | HONDA   | 44018-S84-A00   | 300337 / 300422   | 26193 / 26192  | 303-304, 317  |
| <b>13-0066</b>         | GEO / HOLDEN / ISUZU                            | -   | 300394  | 26273  | 299, 301, 327-328   |
| <b>13-0067</b>         | GEO / HOLDEN / ISUZU                            | -   | 302741  | 25523  | 299, 301, 327-328   |
| <b>13-0068</b>         | SUBARU  | 23222-GA140   | 300411  | 26120  | 652, 654-656  |
| <b>13-0069</b>         | CHEVROLET USA / GEO / TOYOTA                    | -   |   |  | 112-113, 299, 666-667   |

|         |  |                               |                          |                       |  |
|---------|--|-------------------------------|--------------------------|-----------------------|--|
| 13-0070 | CHEVROLET USA / GEO / HOLDEN / MARUTI / SUZUKI | 04438-87701                   | 300346                   | 23069                 | 113, 299, 301, 354, 657-659  |
| 13-0071 | LADA   | 2108-2215030                  | 300374                   | 26057                 | 331-335  |
| 13-0072 | RENAULT  | 77 01 469 021                 | 303952                   | 22292                 | 528-530, 561, 564-571  |
| 13-0073 | ALFA ROMEO                                     | 60748291 / 700160             | 300405                   | 26159                 | 14-16, 19, 21  |
| 13-0074 | SUBARU   | 28023-AC060                   | 300331                   | 26196                 | 652-655  |
| 13-0075 | NISSAN   | 39241-01A25                   | 300360                   | 26135                 | 395, 403, 406, 409   |
| 13-0076 | HONDA  | -                             |                          |                       | 306-308, 314   |
| 13-0077 | NISSAN   | 39241-50A25                   | 302797                   | 23028                 | 409-410  |
| 13-0078 | NISSAN   | 39241-03A25                   | 300338                   | 26194                 | 404, 406, 409-410  |
| 13-0079 | ROVER  | BAU4411                       | 303479                   | 21536                 | 591  |
| 13-0080 | ROVER  | GSV1045                       | 303485                   | 21542                 | 597  |
| 13-0081 | AUDI   | 893 498 203C                  | 300314                   | 22555                 | 44-52, 54-57, 91, 93-94  |
| 13-0082 | AUDI   | 893 498 203                   | 300313                   | 22554                 | 56   |
| 13-0083 | FORD EUROPE / FORD LCV, TRUCK                  | 6043191                       | 300353                   | 26014                 | 266-267, 294   |
| 13-0084 | DAIHATSU                                       | 04438-87704 / 04438-87706     | 300347                   | 26213                 | 177  |
| 13-0085 | NISSAN   | 39241-01E25                   |                          |                       | 392-394, 396, 399, 409   |
| 13-0086 | NISSAN   | 39241-01A88 / 39241-01A89     | 300360                   | 26135                 | 395, 399, 403, 406, 408-409, 412                                     |
| 13-0087 | HONDA  | 44018-SE0-A90 / 44018-SH9-A90 | 300363 / 300362          | 26034 / 26036         | 302-303, 306, 308-309, 313-316, 318                                  |
| 13-0088 | RENAULT / RENAULT LCV, TRUCK                   | 77 01 204 351                 | 300562                   | 23089                 | 564, 571, 586-588  |
| 13-0089 | ALFA ROMEO / FIAT / LANCIA                     | 82483504                      | 303102                   | 20990                 | 11-12, 190-194, 221, 336-337, 345-347                                |
| 13-0090 | HYUNDAI / MITSUBISHI                           | -                             | 300377                   | 23082                 | 322, 324-325, 382-390  |
| 13-0091 | FIAT / FIAT LCV / LANCIA                       | 7682886                       | 300327 / 300329 / 304901 | 24630 / 26203         | 185, 200, 202, 214, 339  |
| 13-0092 | ALFA ROMEO / FIAT / FIAT LCV / LANCIA          | 60808619 / 82483504           | 303102                   | 20990                 | 1-2, 5-7, 184, 186-187, 213-215, 232, 253, 337-338, 340-341, 345-346 |
| 13-0093 | ALFA ROMEO / FIAT / FIAT LCV / LANCIA          | 46307733 / 60816984           | 304812 / 303263 / 304698 | 24539 / 21142 / 24386 | 8-10, 13, 22, 188, 196-197, 223-224, 237, 256, 342-343               |
| 13-0094 | AUDI   | 357 498 203A                  | 300313                   | 22554                 | 44-48, 55  |
| 13-0095 | GEO / MARUTI / SUZUKI                          | 44118-80E01 / 44118-86061     | 303176                   | 21028                 | 299, 354, 656-657, 659-660   |
| 13-0096 | SUZUKI   | 44118-60G22                   | 302559                   | 25508                 | 657  |
| 13-0097 | CHEVROLET / DAEWOO / DAEWOO LCV                | 96273573                      | 302561                   | 25512                 | 110-111, 174, 176  |
| 13-0098 | DAEWOO   | -                             | 302561                   | 25512                 | 176  |
| 13-0099 | MARUTI / SUZUKI                                | 44118-84110                   | 300346                   | 23069                 | 354, 656-657   |
| 13-0100 | AUDI   | 443 498 203C                  | 300415                   | 26010                 | 28-37, 51-53, 80-81  |
| 13-0101 | VOLKSWAGEN LCV                                 | 701 498 203                   | 300321                   | 26096                 | 780-785  |
| 13-0102 | FORD EUROPE / FORD LCV, TRUCK / MAZDA          | 1073805 / 6053206             | 300393                   | 26217                 | 263-266, 268-271, 289-290, 293-295, 355                              |

| METELLI<br>ref. | MARCA<br>MAKE  | ADATTABILE A OES<br>ADAPTABLE FOR OES   | ADATTABILE A<br>ADAPTABLE FOR<br>GKN/LÖBRO | ADATTABILE A<br>ADAPTABLE FOR<br>SPIDAN | PAGINA<br>PAGE   |
|-----------------|--|---|--|---|--|
| 13-0103         | ALFA ROMEO   | 60748291  | 300358                                     | 26031                                   | 14-15, 20  |
| 13-0104         | LADA / MOSKVICH                                      | -   |  |   | 332, 335, 390  |
| 13-0105         | AUDI / VOLKSWAGEN                                    | 431 498 203C  | 300396                                     | 26007                                   | 54, 92-93, 732   |
| 13-0106         | NISSAN   | 39241-01B25 / 39241-01B26 / 39241-01B27                                       | 300348                                     | 26219                                   | 397  |
| 13-0107         | DODGE / MITSUBISHI                                   | MB526400  | 303328                                     | 21181                                   | 179, 387-388   |
| 13-0108         | HONDA  | 44018-SM4-002 / 44018-SS0-010 / 44018-SS0-N00 / 44018-SS0-N01 / 44333-SF1-013 | 300337                                     | 26192                                   | 303-305, 315, 318-319  |
| 13-0109         | CITROËN LCV / FIAT LCV / PEUGEOT LCV                 | 9564478780  | 302999                                     | 20635                                   | 161-166, 240-246,<br>508-512                                     |
| 13-0110         | VOLVO  | 271649  | 300427                                     | 26295                                   | 791-792, 794,<br>800-802, 804-806                                |
| 13-0111         | TOYOTA   | 04438-12050   | 300368                                     | 26050                                   | 664-665, 670   |
| 13-0112         | MAZDA  | G013-22-530 / G023-22-530   | 300363                                     | 26036                                   | 360, 362, 364  |
| 13-0113         | HOLDEN / NISSAN                                      | 39241-17R00 / 39241-17R25 / 39241-17R26 / 39241-17R27 / 39241-17R29           | 300338                                     | 26194                                   | 300-301, 403-404,<br>406, 409-410                                |
| 13-0114         | MAZDA  | F006-22-530A  | 302559                                     | 25508                                   | 357-358, 360-361, 364  |
| 13-0115         | MAZDA  | -   |  |   | 357, 363-364   |
| 13-0116         | CITROËN / PEUGEOT                                    | 3293.17 / 3293.83 / 3293.96   | 300380                                     | 26288                                   | 138-144, 467, 476-482,<br>488, 491, 496-498, 504                 |
| 13-0117         | AUDI   | 4A0 498 203 / 4A0 498 203A  | 300316                                     | 26127                                   | 33-34, 79-81   |
| 13-0118         | FORD AUSTRALIA / MAZDA                               | F025-22-630   |  |   | 258-259, 357-358, 364  |
| 13-0119         | KIA / MAZDA  | F037-22-530   | 300364                                     | 26042                                   | 330, 360, 364-365  |
| 13-0120         | MAZDA  | F024-22-630A  | 300326                                     | 21367                                   | 358  |
| 13-0121         | MAZDA  | F037-22-530   | 300364                                     | 26042                                   | 358, 362, 364-365  |
| 13-0122         | MAZDA  | F024-22-630 / F024-22-630A  | 300326                                     | 21367                                   | 358  |
| 13-0123         | MAZDA  | F069-22-530A  | 303185                                     | 21035                                   | 358  |
| 13-0124         | MAZDA  | F069-22-530A  | 303185                                     | 21035                                   | 358, 364   |
| 13-0125         | EAGLE / MITSUBISHI / PLYMOUTH                        | XB620168  | 300377                                     | 23082                                   | 181, 384, 388-389, 519   |
| 13-0126         | CHRYSLER USA / DODGE / EAGLE / MITSUBISHI / PLYMOUTH | MB526905  |  |   | 115, 179, 181,<br>383-384, 388, 519                              |
| 13-0127         | MITSUBISHI   | MR222635  | 303395                                     | 20927                                   | 385, 389   |
| 13-0128         | SUZUKI   | 44118-71C10   | 302562                                     | 25513                                   | 660  |
| 13-0129         | SUZUKI   | 44118-64B10   | 300346                                     | 23069                                   | 659-660  |
| 13-0130         | SAAB   | 8993685   | 300435                                     | 26173                                   | 601  |
| 13-0131         | AUDI   | 443 498 203A  | 300437                                     | 26006                                   | 31, 35-36, 41-42, 96-97  |
| 13-0132         | SUBARU   | 29023-AA020 / 29023-AA021 / 29023-AA022                                       |  |   | 653  |
| 13-0133         | ALFA ROMEO / FIAT / FIAT LCV / LANCIA                | 60556609 / 60815164 / 82283831 / 82430679 / 82476458                          | 303262 / 303264                            | 21141 / 21143                           | 2, 7-10, 12-14, 23-25,<br>189-190, 202, 204-205,<br>251, 341-342 |
| 13-0134         | FORD EUROPE / FORD LCV, TRUCK                        | 6043191   | 300353                                     | 26014                                   | 263, 268-270, 289,<br>294-295                                    |

|                |                                       |   |                 |               |   |
|----------------|---------------------------------------|---|-----------------|---------------|---|
| <b>13-0135</b> | SKODA / VOLKSWAGEN LCV                | 6U0 407 283   | 302749          | 25527         | 639-642, 774-775  |
| <b>13-0136</b> | DAIHATSU                              | 04438-87118 / 04438-87119   |                 |               | 176   |
| <b>13-0137</b> | DAIHATSU                              | 04438-87701   | 300346          | 23069         | 177   |
| <b>13-0138</b> | DODGE / EAGLE / MITSUBISHI            | MB175869 / MB297337 / MB297338  | 300364          | 26042         | 179, 181, 382, 384, 387   |
| <b>13-0139</b> | MITSUBISHI                            | MB297381 / MB297689 / MB526776 / MB526907 / MB620060                              | 302813          | 21137         | 384   |
| <b>13-0140</b> | NISSAN                                | 39241-05U25 / 39241-05U85 / 39241-50A87 / 39241-50A90 / 39241-50A91 / 39241-50A92 | 300388          | 26210         | 391, 399, 404-408, 410-411  |
| <b>13-0141</b> | NISSAN                                | 39241-73J25   | 300325          | 26175         | 400   |
| <b>13-0142</b> | FORD BRASIL / KIA / MAZDA             | B001-22-530A / B001-22-630A   |                 |               | 260, 329-330, 354-355   |
| <b>13-0143</b> | NISSAN                                | 39241-71J25   | 300335          | 26178         | 393-394, 400-401  |
| <b>13-0144</b> | AUDI                                  | 441 498 203A  | 300320          | 26094         | 33-35, 80-82  |
| <b>13-0145</b> | VOLKSWAGEN LCV                        | 701 498 203A  | 302322          | 26274         | 781-787   |
| <b>13-0146</b> | CITROËN / CITROËN LCV / PEUGEOT       | 3293.91   | 302574          | 26216         | 121-123, 138-140, 145-148, 151-155, 159, 467, 469, 476-482, 488-495                         |
| <b>13-0147</b> | CITROËN / PEUGEOT                     | 3293.95   |                 |               | 143-145, 504-505  |
| <b>13-0148</b> | AUDI                                  | 431 498 203C  | 300396          | 26007         | 54, 92-93   |
| <b>13-0149</b> | ALFA ROMEO / FIAT / FIAT LCV / LANCIA | 60808619 / 82462961 / 82483504  | 303102          | 20990         | 1-6, 10, 16-17, 23, 25, 184, 186-187, 189-190, 201-204, 206, 213-217, 251, 253, 340, 342    |
| <b>13-0150</b> | NISSAN                                | 39241-01M29   | 300348          | 26219         | 397   |
| <b>13-0151</b> | AUDI                                  | 895 498 203   | 300315          | 26247         | 51-53   |
| <b>13-0152</b> | AUDI / SEAT / SKODA / VOLKSWAGEN      | 1H0 498 203 / 1H0 498 203A  | 300402 / 300426 | 26214 / 26037 | 58-59, 97, 613, 624-625, 631-633, 642-644, 676-679, 698-699, 704-709, 728-729, 736-737, 771 |
| <b>13-0153</b> | SEAT / VOLKSWAGEN / VOLKSWAGEN LCV    | 6N0 498 203   | 300382          | 26252         | 608-609, 726-727, 747-748, 750, 752-754, 778  |
| <b>13-0154</b> | AUDI / SEAT / SKODA / VOLKSWAGEN      | 1J0 498 203   | 302959 / 302960 | 20336 / 20337 | 58-59, 624-625, 632, 642-644, 676-678, 705-707, 728   |
| <b>13-0155</b> | HYUNDAI / MITSUBISHI                  | XB620240  | 302563          | 25514         | 323, 382, 386   |
| <b>13-0156</b> | NISSAN                                | 39241-4F425   | 302811          | 20097         | 397   |
| <b>13-0157</b> | NISSAN                                | 39241-4F425   | 302811          | 20097         | 397   |
| <b>13-0158</b> | AUDI                                  | 441 498 203A  | 300320          | 26094         | 52-53, 56, 91, 94   |
| <b>13-0159</b> | NISSAN                                | 39241-4F125   | 302807          | 20076         | 397   |
| <b>13-0160</b> | NISSAN                                | 39241-4F126   | 304023          | 22106         | 397   |
| <b>13-0161</b> | FORD EUROPE / FORD LCV, TRUCK         | 1073805 / 6053206   | 300393          | 26217         | 263-265, 290, 293   |
| <b>13-0162</b> | FORD EUROPE                           | 1016762 / 1016767 / 1073934   | 303082          | 20347         | 284-286   |
| <b>13-0163</b> | FORD EUROPE                           | 1016762 / 1016767 / 1073934   | 303082          | 20347         | 283-286   |
| <b>13-0164</b> | RENAULT                               | 77 01 466 122   | 302575          | 23005         | 522, 539, 562-564   |

| METELLI<br>ref. | MARCA<br>MAKE                         | ADATTABILE A OES<br>ADAPTABLE FOR OES                 | ADATTABILE A<br>ADAPTABLE FOR<br>GKN/LÖBRO | ADATTABILE A<br>ADAPTABLE FOR<br>SPIDAN | PAGINA<br>PAGE   |
|-----------------|---------------------------------------|---|--|---|--|
| 13-0165         | RENAULT                               | 77 01 035 380 / 77 01 469 021                         | 303952                                     | 22292                                   | 535-538, 540, 573-574  |
| 13-0166         | LEXUS / TOYOTA                        | 04438-20070   | 302813                                     | 21137                                   | 354, 662-663, 666, 672                                       |
| 13-0167         | ALFA ROMEO / FIAT / FIAT LCV / LANCIA | 46307067  | 303100                                     | 20988                                   | 1, 200, 203,<br>214-215, 253, 337                            |
| 13-0168         | HONDA / ROVER                         | 44012-SK3-E10   | 300389                                     | 26077                                   | 313, 592, 594  |
| 13-0169         | ROVER                                 | BAU4411   | 303479                                     | 21536                                   | 591-594, 598   |
| 13-0170         | FIAT / FIAT LCV / LANCIA              | 9566934080 / 9566934088                               | 304813                                     | 24540                                   | 134-135, 168-169,<br>232-233, 254-255,<br>350, 505-506, 514  |
| 13-0171         | LADA                                  | 2121-2215030 / 2121-2215030-01                        | 300407                                     | 26060                                   | 332-333  |
| 13-0172         | FIAT / FIAT LCV / LANCIA              | 9567504880  | 304819                                     | 24546                                   | 134-135, 160, 168,<br>233-234, 254-255,<br>351, 506-507, 514 |
| 13-0173         | FIAT / FIAT LCV                       | 46307060 / 46307067 / 60813077                        | 303100 / 303259                            | 20988 / 21138                           | 207-208, 249   |
| 13-0174         | FIAT / FIAT LCV                       | 7509702   | 303260                                     | 21139                                   | 207-208, 249   |
| 13-0175         | FIAT / FIAT LCV                       | 46307060 / 46307067 / 60813077                        | 303100 / 303259                            | 20988 / 21138                           | 206-208, 257   |
| 13-0176         | DAEWOO / PONTIAC                      | -   |  |   | 172, 174-176, 520  |
| 13-0177         | DAEWOO                                | 96220402 / 96243578                                   | 302802                                     | 23124                                   | 172, 175-176   |
| 13-0178         | AUDI / SKODA / VOLKSWAGEN             | 3B0 498 203A / 8D0 498 203A                           | 300319                                     | 26165                                   | 63-67, 82-85, 648,<br>738-739, 741                           |
| 13-0179         | ALFA ROMEO / FIAT / FIAT LCV / LANCIA | 46429633 / 60812755                                   | 303101 / 303919                            | 20989 / 21141 /<br>22215                | 8-10, 22-23, 187, 202,<br>204, 223, 256, 342                 |
| 13-0180         | NISSAN                                | 39240-F4125   |  |   | 407  |
| 13-0181         | SUBARU                                | 28023-AA120 / 72322-2230                              | 300331                                     | 26196                                   | 652-655  |
| 13-0182         | NISSAN                                | 39241-01E29 / 39241-0M625 / 39241-64J28 / 39241-64J29 | 300338                                     | 26194                                   | 390-392, 399,<br>404-408, 410-412                            |
| 13-0183         | NISSAN                                | 39241-10E26 / 39241-10E27 / 39241-10E88               | 303289                                     | 21163                                   | 391-395, 409   |
| 13-0184         | HONDA                                 | 44333-SD2-003   | 300378                                     | 26124                                   | 302-303  |
| 13-0185         | HONDA                                 | -   | 300367                                     | 26040                                   | 309-310  |
| 13-0186         | TOYOTA                                | 04438-10020 / 04438-10021 / 04438-10022               | 300368                                     | 21137                                   | 672-673  |
| 13-0187         | FORD AUSTRALIA / MAZDA                | F006-22-530 / F006-22-530B                            | 302742                                     | 25521                                   | 258-259, 356-357   |
| 13-0188         | HONDA                                 | 44018-S0A-C00 / 44018-S0A-C01 / 44018-S0A-C02         | 300367                                     | 26040                                   | 309-311, 314-315   |
| 13-0189         | MAZDA LCV                             | M070-22-530A  |  |   | 365  |
| 13-0190         | ALFA ROMEO                            | 9943846   | 300413                                     | 23523                                   | 17   |
| 13-0191         | FIAT / FIAT LCV / LANCIA              | 46307733  | 303263                                     | 21142                                   | 187-188, 197, 223,<br>237, 257, 340-341                      |
| 13-0192         | HONDA / ROVER                         | 44018-SH9-003   | 303479                                     | 21536                                   | 306, 308-309, 592, 594                                       |
| 13-0193         | MAZDA                                 | G002-22-530 / G012-22-530 / G012-22-530A              | 300363                                     | 26036                                   | 361  |
| 13-0194         | KIA / MAZDA                           | B004-22-630 / B004-22-630A / BS04-22-630              | 302324                                     | 26278                                   | 260, 329-330, 355  |
| 13-0195         | NISSAN                                | 39240-F4125   |  |   | 412  |

|         |   |   |                 |                       |  |
|---------|---|---|-----------------|-----------------------|--|
| 13-0196 | AUDI / SKODA / VOLKSWAGEN                     | 441 498 203A  | 300320          | 26094                 | 66-69, 82-85, 89, 647-648, 739-742                                   |
| 13-0197 | FORD USA / MAZDA                              | G568-22-530   | 302743          | 25522                 | 298-299, 362-363, 365  |
| 13-0198 | ROVER   | GSV1045   | 303485          | 21542                 | 592-595  |
| 13-0199 | TOYOTA  | 04438-10040   |                 |                       | 673  |
| 13-0200 | VOLVO   | 325275 / 34324392   | 300373          | 26106                 | 789-791  |
| 13-0201 | NISSAN / NISSAN LCV                           | 39241-01E29 / 39241-0M625 / 39241-64J28 / 39241-64J29   | 300338          | 26194                 | 391-392, 399, 404-408, 410-413, 416                                  |
| 13-0202 | AUDI  | 447 498 203   | 300432          | 23524                 | 31, 33, 36-37  |
| 13-0203 | CITROËN / CITROËN LCV / PEUGEOT / PEUGEOT LCV | 3293.03   | 302258          | 21136                 | 119, 128-129, 131-132, 146-149, 156, 160, 483-484, 498-502, 507, 517 |
| 13-0204 | FORD EUROPE / FORD LCV, TRUCK                 | 1016756 / 1073801 / 1073807   | 300341          | 26000                 | 264, 267-268, 270, 283, 295  |
| 13-0205 | HONDA   | 44018-S1A-E00 / 44018-S1A-E01 / 44018-S1A-E02   | 304702          | 24390                 | 305  |
| 13-0206 | HONDA / ROVER                                 | 44018-SN7-010 / 44018-SN7-020 / GDG152  | 300423          | 26079                 | 305, 596   |
| 13-0207 | RENAULT                                       | 60 01 547 699 / 77 01 465 489 / 77 01 466 122   | 300410 / 302575 | 23005 / 23040         | 522  |
| 13-0208 | RENAULT                                       | 77 01 035 380 / 77 01 469 021   | 303952          | 22292                 | 535-538, 540, 551-552, 575   |
| 13-0209 | CITROËN LCV                                   | -   | 300381          | 23065                 | 159  |
| 13-0210 | ROVER   | GDG153 / GSV1013 / TDR000140 / TDR000190 / ZUA000910  | 303479          | 21536                 | 595  |
| 13-0211 | OPEL  | 1603005   | 303891          | 21807                 | 424  |
| 13-0212 | FORD USA / MAZDA                              | G063-22-530 / G570-22-530   | 302745          | 25520                 | 298, 361-363, 365  |
| 13-0213 | NISSAN  | 39241-50A92   | 300388          | 26210                 | 391, 399, 404-405, 407-408, 410-411                                  |
| 13-0214 | DAIHATSU                                      | 04438-87709 / 04438-87F10   | 302747          | 25524                 | 177  |
| 13-0215 | DAIHATSU                                      | 04438-87704 / 04438-87F07 / 04438-87F15 / 04438-87F16   | 300347          | 26213                 | 177  |
| 13-0216 | FIAT / FIAT LCV / LANCIA                      | 46307555  | 303261          | 21140                 | 199-200, 215-216, 222, 250, 253, 343-344, 348-350                    |
| 13-0217 | ALFA ROMEO / FIAT / FIAT LCV / LANCIA         | 46307060 / 46307067 / 60813077  | 303100 / 303259 | 20988 / 21138         | 1, 185, 200, 203, 205, 251, 342                                      |
| 13-0218 | ALFA ROMEO                                    | 46429633 / 60812755   | 303101 / 303919 | 20989 / 21141 / 22215 | 13-14  |
| 13-0219 | MERCEDES BENZ / MERCEDES BENZ LCV, TRUCK      | 000 330 16 85   | 303094          | 20984                 | 371-372, 375-376   |
| 13-0220 | HONDA   | 44018-S04-C00 / 44018-S04-C01 / 44018-S04-C02 / 44018-S04-C03 / 44018-S04-C04 / 44018-S04-C05 | 303440          | 21530                 | 311  |
| 13-0221 | OPEL  | -   |                 |                       | 421-423  |
| 13-0222 | OPEL / OPEL LCV                               | 1603012   | 304392 / 303477 | 21534 / 23993         | 437, 443-444, 447, 458   |
| 13-0223 | OPEL  | 13291734 / 1604008  |                 |                       | 444-445  |
| 13-0224 | AUDI  | 893 498 203F  | 300425          | 26249                 | 51-53, 64-66, 68-69  |
| 13-0225 | RENAULT                                       | 77 01 469 416   | 300551          | 23007                 | 544-555  |
| 13-0226 | DAEWOO  | 510346 / 510434 / 96243578  | 303893 / 303911 | 21842 / 22198         | 172-176  |
| 13-0227 | NISSAN  | 39241-64J25 / 39241-64J26 / 39241-64J27   | 300339          | 26181                 | 393-394, 396, 401, 408   |
| 13-0228 | NISSAN  | 39241-53J26   | 304680          | 24368                 | 399, 405, 408, 411   |

\* =OE Semiasse/ Driveshaft/ Trasmission/ Achswelle/ Semieje  
# =OE Giunto senza KIT/ CVJ w/o KIT/ Joint sans Kit/ Gelenk Ohne Satz/ Junta sin Kit



| <b>METELLI</b><br>ref. | <b>MARCA</b><br><b>MAKE</b>                              | <b>ADATTABILE A OES</b><br><b>ADAPTABLE FOR OES</b>                 | <b>ADATTABILE A</b><br><b>ADAPTABLE FOR</b><br><b>GKN/LÖBRO</b> | <b>ADATTABILE A</b><br><b>ADAPTABLE FOR</b><br><b>SPIDAN</b> | <b>PAGINA</b><br><b>PAGE</b>   |
|------------------------|--|---|---|--|--------------------------------|
| <b>13-0229</b>         | NISSAN   | 39241-10E25 / 39241-10E26 / 39241-10E27 / 39241-10E87 / 39241-10E88 | 302746  | 25519  | 396, 399, 401, 409             |
| <b>13-0230</b>         | FORD USA / MAZDA   | G026-22-530   | 302745  | 25520  | 298, 361-363, 365              |
| <b>13-0231</b>         | MITSUBISHI   | MR196069  | 300332  | 26102  | 382, 384-385, 387              |
| <b>13-0232</b>         | DODGE  | -   |   |  | 180                            |
| <b>13-0233</b>         | MITSUBISHI / PROTON                                      | MR222684  | 300332  | 26102  | 385, 387, 521                  |
| <b>13-0234</b>         | DAIHATSU   | -   | 302324  | 26278  | 178                            |
| <b>13-0235</b>         | MAZDA  | -   | 302743  | 25522  | 362-363                        |
| <b>13-0236</b>         | HONDA  | -   |   |  | 309, 314                       |
| <b>13-0237</b>         | TOYOTA   | 04438-20150   | 302813  | 21137  | 662                            |
| <b>13-0238</b>         | DAIHATSU   | -   | 302324  | 26278  | 178                            |
| <b>13-0239</b>         | TOYOTA   | 04438-12190   | 300369  | 26051  | 664-665, 668-671               |
| <b>13-0240</b>         | TOYOTA   | 04438-10060   | 304323  | 23684  | 664-665, 668-671               |
| <b>13-0241</b>         | NISSAN   | 39241-72J25 / 39241-73J25   | 300325  | 26175  | 401-402                        |
| <b>13-0242</b>         | NISSAN   | 39241-71J25   | 300335  | 26178  | 401-402                        |
| <b>13-0243</b>         | TOYOTA   | 04438-12290 / 04438-20131   | 300369  | 26051  | 664, 667-668, 671-672          |
| <b>13-0244</b>         | TOYOTA   | 04438-16010 / 04438-16011   | 300369  | 26051  | 664, 668                       |
| <b>13-0245</b>         | RENAULT  | -   |   |  | 573                            |
| <b>13-0246</b>         | FORD EUROPE  | 1061864 / 1061867 / 1142811 / 1542346                               |   |  | 272-274, 279                   |
| <b>13-0247</b>         | CHRYSLER / CHRYSLER USA / DODGE / DODGE TRUCK / PLYMOUTH | -   |   |  | 113-115, 178-181, 518-519      |
| <b>13-0248</b>         | SUZUKI   | 44118-M72F00 / 44118-M72F11 / 44118-M72F20                          | 303176  | 21028  | 656, 659-660                   |
| <b>13-0249</b>         | SUZUKI   | -   |   |  | 656, 660                       |
| <b>13-0250</b>         | FORD EUROPE  | 6676136   | 300428  | 26272  | 266                            |
| <b>13-0251</b>         | SUZUKI   | 44118-60G00 / 44118-60G01   | 302562  | 25513  | 656-657                        |
| <b>13-0252</b>         | MERCEDES BENZ  | 168 360 00 68   | 303881  | 22263  | 367                            |
| <b>13-0253</b>         | VOLVO  | 271827  | 300439  | 26294  | 792-795, 800-803, 805-806      |
| <b>13-0254</b>         | VOLVO  | 3410425   | 300417  | 26107  | 789-791                        |
| <b>13-0255</b>         | OPEL LCV / RENAULT LCV, TRUCK                            | 77 01 470 155   | 302322  | 26274  | 462-463, 584                   |
| <b>13-0256</b>         | MERCEDES BENZ / MERCEDES BENZ LCV, TRUCK                 | 000 330 19 85   | 303094 / 303383   | 20984 / 20229  | 371-372, 375                   |
| <b>13-0257</b>         | FIAT / FIAT LCV  | 46307575  | 303915  | 22204  | 195-196, 236                   |
| <b>13-0258</b>         | AUDI / SKODA / VOLKSWAGEN                                | 3B0 498 203A  | 300319 / 303606   | 26165 / 21813  | 63-67, 647, 738-741            |
| <b>13-0259</b>         | AUDI / VOLKSWAGEN  | 3B0 498 203A  | 300319 / 303606   | 21813 / 26165  | 67-69, 82-84, 739, 741-742     |
| <b>13-0260</b>         | NISSAN LCV / RENAULT / RENAULT LCV, TRUCK                | 77 01 209 238   | 305382  | 25159  | 414, 523-526, 532-534, 578-582 |
| <b>13-0261</b>         | SUZUKI   | 44133-60A10   | 300394  | 26273  | 660                            |
| <b>13-0262</b>         | SUZUKI   | 44118-67D01   | 304062  | 22988  | 658, 661                       |

|                |   |   |                 |               |   |
|----------------|---|---|-----------------|---------------|---|
| <b>13-0263</b> | AUDI / SKODA / VOLKSWAGEN                                     | 3B0 498 203B  | 303410          | 21092         | 67, 647, 739-740  |
| <b>13-0264</b> | PEUGEOT   | 3293.20   | 303256          | 21121         | 470-471   |
| <b>13-0265</b> | VOLVO   | 274441 / 30899071   | 303417          | 20584         | 796-797   |
| <b>13-0266</b> | FORD EUROPE / SEAT / VOLKSWAGEN                               | 1008224 / 1109786 / 7M0 498 203                               | 302322          | 26274         | 279-280, 605-606, 763-764   |
| <b>13-0267</b> | OPEL  | -   |                 |               | 426   |
| <b>13-0268</b> | TOYOTA  | 04438-52020   | 303897          | 21846         | 673   |
| <b>13-0269</b> | TOYOTA  | 04438-10020 / 04438-10021                                     | 300368          | 21137         | 666   |
| <b>13-0270</b> | OPEL / SUZUKI   | 44118-83E50 / 4705279 / 4707990                               | 303948          | 22288         | 416-417, 661  |
| <b>13-0271</b> | FIAT / FIAT LCV / FORD EUROPE                                 | 1543836 / 46307575  | 303915          | 22204         | 183, 187, 197, 210-211, 222-223, 237, 252, 256, 283   |
| <b>13-0272</b> | AUDI / SEAT / SKODA / SKODA LCV / VOLKSWAGEN                  | 6Q0 498 203   | 303558          | 21588         | 57, 614, 621-623, 636-638, 646-647, 650, 754-756  |
| <b>13-0273</b> | KIA   | 0K2A1-22-530 / 0K2A2-22-530                                   | 302747          | 25524         | 330-331   |
| <b>13-0274</b> | HONDA / ROVER   | GDG157 / TDR100760  | 303485          | 21542         | 311, 595-596  |
| <b>13-0275</b> | OPEL / OPEL LCV   | 1603005 / 26067603  | 303891          | 21807         | 435-436, 459-460  |
| <b>13-0276</b> | DAEWOO  | 510346 / 510434 / 96243578                                    | 303893 / 303911 | 21842 / 22198 | 173   |
| <b>13-0277</b> | DAEWOO  | 510346 / 510434 / 96243578                                    | 303893 / 303911 | 21842 / 22198 | 173   |
| <b>13-0278</b> | SKODA / SKODA LCV / VOLKSWAGEN                                | 6Q0 498 203   |                 | 21588         | 635-636, 649-650, 681   |
| <b>13-0279</b> | KIA   | -   | 303119          | 21001         | 329-330   |
| <b>13-0280</b> | HYUNDAI   | 49509-02A00 / 49509-02A10                                     | 303875          | 21316         | 320-321   |
| <b>13-0281</b> | CITROËN / CITROËN LCV   | 3293.A3   | 303929          | 22269         | 123-125, 160  |
| <b>13-0282</b> | FIAT / FIAT LCV   | 7603021 / 7635255 / 7635256 / 7635795 / 7642776 / 7682886     | 300329 / 304901 | 26203 / 24630 | 222, 256  |
| <b>13-0283</b> | AUDI / SEAT / SKODA / SKODA LCV / VOLKSWAGEN / VOLKSWAGEN LCV | 6Q0 498 203A  | 303559          | 21589         | 57-58, 609, 614, 621-623, 636-638, 646-647, 650, 681, 755-757, 777                            |
| <b>13-0284</b> | SEAT / SKODA / VOLKSWAGEN                                     | 6Q0 498 203B  | 304437          | 24090         | 614, 622, 637, 756  |
| <b>13-0285</b> | FORD EUROPE   | 4106350   | 303744          | 21456         | 287   |
| <b>13-0286</b> | ALFA ROMEO  | 60556609 / 60801740 / 60809610                                | 303264          | 21143         | 4   |
| <b>13-0287</b> | ALFA ROMEO / FIAT / FIAT LCV / LANCIA                         | 46307716  | 303917          | 22209         | 24, 169, 183, 195-196, 198-200, 207, 211, 217, 223-224, 237, 249-250, 253, 257, 343, 350, 508 |
| <b>13-0288</b> | FIAT / OPEL   | 1603197 / 71740558  | 303951          | 22291         | 194-195, 446, 452-453   |
| <b>13-0289</b> | HONDA   | 44018-S04-N00 / 44018-S6D-G00 / 44018-SAB-N20 / 44018-SAB-N21 | 304684          | 24372         | 316   |
| <b>13-0290</b> | HONDA   | 44018-S04-N00 / 44018-S6D-G00 / 44018-SAB-N20 / 44018-SAB-N21 | 304684          | 24372         | 311-312   |
| <b>13-0291</b> | HONDA   | 44018-S6D-E01 / 44018-S6D-E02                                 | 304700          | 24388         | 312   |
| <b>13-0292</b> | HONDA   | 44018-S6F-E01 / 44018-S6F-E02                                 | 304702          | 24390         | 312   |
| <b>13-0293</b> | AUDI / SEAT / SKODA / VOLKSWAGEN                              | 1K0 498 203 / 1K0 498 203B                                    | 304326          | 23688         | 58-59, 97, 624-625, 633, 643, 676-678, 706, 708-709   |

| <b>METELLI</b><br>ref. | <b>MARCA</b><br><b>MAKE</b>                          | <b>ADATTABILE A OES</b><br><b>ADAPTABLE FOR OES</b> | <b>ADATTABILE A</b><br><b>ADAPTABLE FOR</b><br><b>GKN/LÖBRO</b> | <b>ADATTABILE A</b><br><b>ADAPTABLE FOR</b><br><b>SPIDAN</b> | <b>PAGINA</b><br><b>PAGE</b>  |
|------------------------|--|---|---|--|---|
| <b>13-0294</b>         | FORD EUROPE / FORD LCV, TRUCK / MAZDA                | 1142811 / 1542346 / Y402-22-530                     | 304023  | 22106  | 272, 279, 295, 355  |
| <b>13-0295</b>         | FORD EUROPE  | 1142811 / 1542346                                   | 304023  | 22106  | 272, 279  |
| <b>13-0296</b>         | ROVER  | GDG162 / TDR100940                                  | 303483 / 303477   | 21534 / 21540  | 596   |
| <b>13-0297</b>         | FORD EUROPE  | 1148221   | 303953  | 22293  | 271-272, 279  |
| <b>13-0298</b>         | MERCEDES BENZ  | 168 360 03 68 / 168 366 05 91                       | 303883  | 22265  | 367   |
| <b>13-0299</b>         | AUDI / SEAT  | 8E0 498 203   | 304332  | 23694  | 69-75, 83, 614  |
| <b>13-0300</b>         | AUDI / SKODA / VOLKSWAGEN                            | 8D0 498 203B  | 300320  | 26094  | 67, 83-84, 648, 738-741   |
| <b>13-0301</b>         | AUDI   | 8E0 498 203A  | 305120  | 24861  | 69-73   |
| <b>13-0302</b>         | CHRYSLER   | 4641164   |   |  | 114   |
| <b>13-0303</b>         | OPEL   | 1603249   | 304080  | 23045  | 444   |
| <b>13-0304</b>         | NISSAN   | 39241-AY125   | 304732  | 24459  | 397-398   |
| <b>13-0305</b>         | NISSAN   | 39241-BM526   | 305242  | 24993  | 398   |
| <b>13-0306</b>         | FORD EUROPE / SEAT / VOLKSWAGEN                      | 1109786 / 7M0 498 203A                              | 303512 / 302322   | 21575 / 26274  | 279-280, 605-606,<br>763-764  |
| <b>13-0307</b>         | NISSAN   | 39241-AW325   |   |  | 403   |
| <b>13-0308</b>         | CITROËN / CITROËN LCV / PEUGEOT LCV                  | 3293.03   | 303258  | 21136  | 118-119, 147, 149-150,<br>156-157, 517  |
| <b>13-0309</b>         | TOYOTA   | 04438-52071   | 303335  | 21187  | 673   |
| <b>13-0310</b>         | LANCIA   | 51704102  |   |  | 350   |
| <b>13-0311</b>         | TOYOTA   | 04438-52041   | 304107  | 23168  | 674   |
| <b>13-0312</b>         | OPEL / OPEL LCV                                      | 1603259 / 1603277 / 93182542                        | 304387  | 23988  | 436, 444, 460   |
| <b>13-0313</b>         | NISSAN LCV / OPEL LCV / RENAULT LCV, TRUCK           | 4403476 / 77 01 470 155                             | 302322  | 26274  | 413-414, 461-463,<br>583-585  |
| <b>13-0314</b>         | MINI   | 31 60 7 518 259                                     | 304707  | 24395  | 377   |
| <b>13-0315</b>         | CITROËN / PEUGEOT                                    | 3293.20   | 303256  | 21121  | 127-128, 471, 473,<br>482-484, 507  |
| <b>13-0316</b>         | FIAT / FIAT LCV / FORD EUROPE                        | 1543834 / 46308003                                  | 304654  | 24342  | 183, 209-210, 252, 283  |
| <b>13-0317</b>         | FIAT / FIAT LCV / LANCIA                             | 46307584  |   |  | 199, 250, 343   |
| <b>13-0318</b>         | TOYOTA   | 04438-52020   | 303897  | 21846  | 673   |
| <b>13-0319</b>         | AUDI / SEAT / SKODA / VOLKSWAGEN /<br>VOLKSWAGEN LCV | 1H0 498 203A  | 300426  | 26214  | 60-63, 98, 606-607,<br>625-626, 633-634,<br>644-646, 648-649, 680,<br>710-718, 724-728, 742,<br>744, 762, 764-768,<br>775-776 |
|                        |  |   |   |  |   |

|         |   |                            |                 |       |  |
|---------|---|----------------------------|-----------------|-------|--|
| 13-0320 | AUDI / SEAT / SKODA / VOLKSWAGEN / VOLKSWAGEN LCV | 1K0 498 203A               | 304330          | 23692 | 59-62, 95, 97-98, 607-608, 626-627, 633-634, 644-646, 648-649, 680-681, 710-718, 724-726, 742-745, 762, 764-768, 775-776 |
| 13-0321 | SEAT / VOLKSWAGEN                                 | 1K0 498 203 / 1K0 498 203B | 304326 / 304328 | 23688 | 606, 608, 626, 710, 713, 715   |
| 13-0322 | VOLKSWAGEN  | 6X0 498 203                | 304815          | 24542 | 727, 748, 753  |
| 13-0323 | HYUNDAI   | 49509-2CA00                |                 |       | 321  |
| 13-0324 | HYUNDAI   | 49509-1CD00                |                 |       | 320, 322   |
| 13-0325 | HYUNDAI   | 49509-17A10                | 304036          | 22346 | 323  |
| 13-0326 | MAZDA   | FA21-22-530B               |                 |       | 359, 365   |
| 13-0327 | MAZDA   | FA50-22-530A               | 303374          | 21265 | 358-359  |
| 13-0328 | MAZDA   | GD17-22-530                | 303373          | 21264 | 363  |
| 13-0329 | NISSAN  | 39241-BM725                | 304808          | 24535 | 391-392  |
| 13-0330 | NISSAN  | 39241-BM525                |                 |       | 391  |
| 13-0331 | NISSAN  | 39241-BU186                | 304058          | 22984 | 392  |
| 13-0332 | VOLKSWAGEN LCV                                    | 7H0 498 203                | 303994          | 23980 | 776-777, 788   |
| 13-0333 | MINI  | 31 60 7 518 245            | 304705          | 24393 | 377-378  |
| 13-0334 | TOYOTA  | 04438-05210                | 304102          | 23147 | 662  |
| 13-0335 | TOYOTA  | 04438-05060 / 04438-05140  | 304828          | 24555 | 661-662  |
| 13-0336 | TOYOTA  | 04438-44050 / 04438-44051  | 303446          | 21298 | 662  |
| 13-0337 | SAAB  | 5390638                    | 304894          | 24623 | 603-604  |
| 13-0338 | SAAB  | 8994154                    | 302322          | 26274 | 602-604  |
| 13-0339 | FORD LCV, TRUCK                                   | 4371800                    |                 |       | 296  |
| 13-0340 | FORD LCV, TRUCK                                   | 4371803                    |                 |       | 295-296  |
| 13-0341 | FORD LCV, TRUCK                                   | 4371803                    | 305359          | 25136 | 295-296  |
| 13-0342 | CITROËN / FIAT / LANCIA / PEUGEOT                 | 9664862080                 |                 |       | 132, 160, 234, 344, 507  |
| 13-0343 | FIAT / LANCIA                                     | 9403293030                 |                 |       | 234, 344   |
| 13-0344 | CITROËN / PEUGEOT                                 | -                          |                 |       | 124, 126, 464  |
| 13-0345 | PEUGEOT   | 3293.A9                    |                 |       | 464  |
| 13-0346 | DACIA / DACIA LCV / RENAULT / RENAULT LCV, TRUCK  | 77 01 209 242              | 304882          | 24611 | 170-172, 528, 531, 544, 555-556, 559, 585  |
| 13-0347 | RENAULT / RENAULT LCV, TRUCK                      | 77 01 209 242              | 304882          | 24611 | 526-528, 530, 558-559, 579-580, 585-586  |
| 13-0348 | RENAULT / RENAULT LCV, TRUCK                      | 77 01 209 239              | 305284          | 25047 | 526, 528, 530-531, 558-559, 579, 585   |
| 13-0349 | OPEL / OPEL LCV                                   | 1603276                    | 304385          | 23986 | 426-430, 455-456   |
| 13-0350 | OPEL / OPEL LCV                                   | 1603277                    | 304387          | 23988 | 427-429, 455-457   |
| 13-0351 | OPEL / OPEL LCV                                   | 1603232 / 1603278          | 304072          | 23024 | 427-430, 438, 455, 457   |
| 13-0352 | FIAT  | 46307733                   | 304698          | 24386 | 194-195  |
| 13-0353 | OPEL  | 1603232 / 1603278          | 304072          | 23024 | 446-447, 453-454   |

\* =OE Semiasse/ Driveshaft/ Trasmission/ Achswelle/ Semieje  
# =OE Giunto senza KIT/ CVJ w/o KIT/ Joint sans Kit/ Gelenk Ohne Satz/ Junta sin Kit

| <b>METELLI</b><br>ref. | <b>MARCA</b><br><b>MAKE</b>  | <b>ADATTABILE A OES</b><br><b>ADAPTABLE FOR OES</b>                             | <b>ADATTABILE A</b><br><b>ADAPTABLE FOR</b><br><b>GKN/LÖBRO</b> | <b>ADATTABILE A</b><br><b>ADAPTABLE FOR</b><br><b>SPIDAN</b> | <b>PAGINA</b><br><b>PAGE</b>                          |
|------------------------|--|---|---|--|---|
| <b>13-0354</b>         | MITSUBISHI / SMART   | 3815A012 / 454 330 17 01  |   |  | 382-383, 651  |
| <b>13-0355</b>         | NISSAN   | 39241-BM725 / 39241-BM726   |   |  | 402   |
| <b>13-0356</b>         | NISSAN   | 39241-BU125   | 304810  | 24537  | 392, 403  |
| <b>13-0357</b>         | FORD EUROPE  | 1302510 / 1359667 / 1493022 / 1676323   | 304984  | 24712  | 260, 272-278  |
| <b>13-0358</b>         | FORD EUROPE  | 1349163   |   |  | 274   |
| <b>13-0359</b>         | ROVER  | TDR100950   | 303483  | 21540  | 596-597   |
| <b>13-0360</b>         | KIA  | KK388-22-530  |   |  | 330   |
| <b>13-0361</b>         | RENAULT  | 77 01 209 252   |   |  | 531, 556-557, 576-577                                 |
| <b>13-0362</b>         | MINI   | 31 60 7 518 259   | 304707  | 24395  | 377-378   |
| <b>13-0363</b>         | RENAULT  | 77 01 209 246   |   |  | 541-543   |
| <b>13-0364</b>         | RENAULT  | 77 01 209 354   |   |  | 531, 576  |
| <b>13-0365</b>         | CHEVROLET / DAEWOO   | 96245309  | 303899  | 21848  | 108-109, 173  |
| <b>13-0366</b>         | CHEVROLET / DAEWOO   | 96391553  | 303901  | 21866  | 108-109, 173  |
| <b>13-0367</b>         | VOLKSWAGEN   | 6QE 498 203A  | 304625  | 24309  | 681   |
| <b>13-0368</b>         | VOLKSWAGEN / VOLKSWAGEN LCV  | 6QE 498 203   |   |  | 681, 777  |
| <b>13-0369</b>         | VOLVO  | 31256231  | 302322  | 26274  | 793-795, 798-803, 805-808                             |
| <b>13-0370</b>         | TOYOTA   | 04438-02081   | 304694  | 24382  | 662, 669  |
| <b>13-0371</b>         | HYUNDAI  | 49509-1CA00   | 304696  | 24384  | 321-322   |
| <b>13-0372</b>         | NISSAN LCV / RENAULT / RENAULT LCV, TRUCK                                | 77 01 209 241   |   |  | 414-415, 524, 532-535, 545-547, 552-555, 575, 581-582 |
| <b>13-0373</b>         | HYUNDAI  | 49509-26T00   |   |  | 324   |
| <b>13-0374</b>         | HYUNDAI  | 49509-1CB00   | 303905  | 21978  | 322   |
| <b>13-0375</b>         | CITROËN / CITROËN LCV / FIAT / FIAT LCV / LANCIA / PEUGEOT / PEUGEOT LCV | 3293.06 / 9567504880 / 9621270480   | 304819  | 24546  | 135, 169, 233, 255, 351, 506, 514-515                 |
| <b>13-0376</b>         | AUDI / VOLKSWAGEN  | 6E0 498 203   | 304089  | 23135  | 57, 726   |
| <b>13-0377</b>         | NISSAN LCV / OPEL LCV / RENAULT LCV, TRUCK                               | 1603232 / 39241-BU125 / 39241-BU126 / 39241-BU185 / 39241-BU186 / 77 01 473 176 | 303935  | 22275  | 415, 463-464, 589-590                                 |
| <b>13-0378</b>         | ALFA ROMEO / FIAT / LANCIA   | 46307733  | 303263 / 304698 / 304812  | 24539 / 21142 / 24386  | 3-5, 22, 200, 343-344                                 |
| <b>13-0379</b>         | AUDI / SEAT  | 4E0 498 203 / 8E0 498 203A / 8E0 498 203C                                       | 305120 / 304334 / 304336 / 304953                               | 24682 / 23696 / 23698  | 70-76, 86-88, 90, 615, 621                            |
| <b>13-0380</b>         | OPEL / SUZUKI  | 44118-85E50 / 4707430   |   |  | 417, 661  |
| <b>13-0381</b>         | TOYOTA   | 04438-0D020   | 304101  | 23146  | 673-674   |
| <b>13-0382</b>         | CITROËN / PEUGEOT  | 3293.C1   |   |  | 124-126, 464, 472-473                                 |
| <b>13-0383</b>         | CITROËN  | 3293.37   | 304067  | 22993  | 123-124   |
| <b>13-0384</b>         | FORD EUROPE  | 1322215   | 305177  | 24928  | 261, 273, 276-278                                     |
| <b>13-0385</b>         | FORD EUROPE  | 1420590   | 305177  | 24928  | 260-261, 273-278                                      |
| <b>13-0386</b>         | FORD EUROPE  | 1493025   | 305175  | 24926  | 260, 272-273, 277-278                                 |

|         |  |   |                 |               |                                      |
|---------|--|---|-----------------|---------------|--------------------------------------|
| 13-0387 | FORD LCV, TRUCK  | 1C154A084BA / 1C154A084BB / 1C154A084CB / 4119973 / 4558451 / 4558467 / 4602347 | 304075          | 23035         | 296-297                              |
| 13-0388 | RENAULT  | 77 01 035 380 / 77 01 469 021   | 303952          | 22292         | 545, 547-549, 551-552, 554, 575-576  |
| 13-0389 | RENAULT  | -   |                 |               | 541-543                              |
| 13-0390 | RENAULT  | 77 01 209 354   |                 |               | 531, 576, 579                        |
| 13-0391 | MERCEDES BENZ  | 169 360 03 68 / 169 360 06 68 / 169 366 01 91                                   | 304836          | 24563         | 368-370                              |
| 13-0392 | FIAT / FIAT LCV / OPEL / OPEL LCV                        | 1603406 / 46308326 / 93190188   | 304612          | 24296         | 183, 198, 250, 437-438, 460          |
| 13-0393 | ALFA ROMEO / FIAT / FIAT LCV / OPEL                      | 1603412 / 46308338 / 93190194   | 304614          | 24298         | 24, 197-198, 211-212, 250, 437-438   |
| 13-0394 | FIAT / OPEL  | 1603402 / 51733779  |                 |               | 197, 437                             |
| 13-0395 | ALFA ROMEO   | 46308723  |                 |               | 11, 21, 26                           |
| 13-0396 | NISSAN   | 39241-5V125 / 39241-5V127   | 304822          | 24549         | 412                                  |
| 13-0397 | ALFA ROMEO / FIAT  | 71745014  |                 |               | 25, 198, 212                         |
| 13-0398 | MERCEDES BENZ  | 168 366 09 91 / 169 360 05 68   | 304835          | 24562         | 368-369                              |
| 13-0399 | MERCEDES BENZ / MERCEDES BENZ LCV, TRUCK                 | 639 350 00 37   |                 |               | 374, 376                             |
| 13-0400 | HYUNDAI  | 49509-17A30   |                 |               | 323                                  |
| 13-0401 | HYUNDAI  | 49509-2EA00   |                 |               | 325                                  |
| 13-0402 | KIA  | 0K55-22-530   |                 |               | 328-329                              |
| 13-0403 | KIA  | 49593-07200   |                 |               | 329                                  |
| 13-0404 | KIA  | 0K30A-22-530 / 0K30B-22-530   |                 |               | 330                                  |
| 13-0405 | KIA  | 49593-1G500   |                 |               | 330                                  |
| 13-0406 | FIAT / FIAT LCV  | 46307716  | 303917          | 22209         | 183, 195-196, 236-237                |
| 13-0407 | OPEL   | 1603278   | 304072          | 23024         | 427-429, 455, 457                    |
| 13-0408 | SUBARU / SUZUKI  | 44118-86G00   |                 |               | 653, 658                             |
| 13-0409 | MITSUBISHI / SMART                                       | 3815A015 / 454 330 00 85  |                 |               | 382, 651                             |
| 13-0410 | MITSUBISHI   | MR336589  | 304086          | 23132         | 380, 388                             |
| 13-0411 | HYUNDAI  | 49509-38E00   |                 |               | 325                                  |
| 13-0412 | BMW  | 31 60 7 565 316   |                 |               | 105-106                              |
| 13-0413 | BMW  | 31 60 7 565 316   | 305538          | 25315         | 105-106                              |
| 13-0414 | MITSUBISHI   | MR263171  | 303893          | 21842         | 380                                  |
| 13-0415 | RENAULT  | 77 01 035 380 / 77 01 469 021   | 303952          | 22292         | 535-539                              |
| 13-0416 | VOLKSWAGEN   | 7L0 498 203   | 304551          | 24231         | 765                                  |
| 13-0417 | NISSAN   | 39241-BM529   | 305242          | 24993         | 398-399                              |
| 13-0418 | NISSAN   | 39241-BU126   |                 |               | 392                                  |
| 13-0419 | CITROËN / CITROËN LCV / FIAT LCV / PEUGEOT LCV           | 3293.C7 / 9467577780 / 9467577788   | 304817 / 305381 | 24544 / 25158 | 131-132, 169, 255-256, 504, 515      |
| 13-0420 | ALFA ROMEO / CITROËN LCV / FIAT / FIAT LCV / PEUGEOT LCV | 3293.F1 / 46307575  |                 |               | 24, 169, 199, 212, 249-250, 254, 508 |
| 13-0421 | CITROËN  | 3293.A3   | 303929          | 22269         | 124                                  |
| 13-0422 | MITSUBISHI   | MZ690390  | 303591          | 21791         | 382                                  |
| 13-0423 | FORD EUROPE  | 1061864 / 1061867   | 303611          | 21366         | 286-287                              |

| METELLI<br>ref. | MARCA<br>MAKE                        | ADATTABILE A OES<br>ADAPTABLE FOR OES   | ADATTABILE A<br>ADAPTABLE FOR<br>GKN/LÖBRO | ADATTABILE A<br>ADAPTABLE FOR<br>SPIDAN | PAGINA<br>PAGE                            |
|-----------------|--------------------------------------|---|--|---|---|
| 13-0424         | VOLKSWAGEN                           | 3B0 498 203D  | 300320                                     | 26094                                   | 740-741                                   |
| 13-0425         | MAZDA                                | GD17-22-530   | 303373                                     | 21264                                   | 363                                       |
| 13-0426         | VOLKSWAGEN                           | 7L0 498 203   | 304551                                     | 24231                                   | 765                                       |
| 13-0427         | KIA                                  | 0K55-22-530   |  |   | 328-329                                   |
| 13-0428         | CITROËN LCV / FIAT LCV / PEUGEOT LCV | 3293.F2 / 46308542  |  |   | 169, 249-250, 254, 508                    |
| 13-0429         | CITROËN / PEUGEOT                    | 3293.20 / 3293.C2   |  |   | 124-126, 464, 472                         |
| 13-0430         | RENAULT                              | 77 01 210 042   |  |   | 527-528, 531, 558-559                     |
| 13-0431         | CHEVROLET                            | 96481539  | 303913                                     | 22200                                   | 110-111                                   |
| 13-0432         | SAAB                                 | 90512357  | 303951                                     | 22291                                   | 602-603                                   |
| 13-0433         | VOLKSWAGEN                           | 5Z0 498 203   |  |   | 681                                       |
| 13-0434         | CHEVROLET / DAEWOO                   | 96391553  | 303901                                     | 21866                                   | 110, 173, 175                             |
| 13-0435         | CITROËN                              | 3293.C8   | 305492                                     | 25269                                   | 128, 130                                  |
| 13-0436         | AUDI / SEAT / SKODA / VOLKSWAGEN     | 4E0 407 285 / 7H0 498 203   | 303994                                     | 23980                                   | 61, 608, 627, 634, 646, 712, 725, 742-745 |
| 13-0437         | AUDI / VOLKSWAGEN                    | 7L0 498 203   | 304046 / 304551                            | 22929 / 24231                           | 96, 765-766                               |
| 13-0438         | MITSUBISHI                           | MR911361  | 304307                                     | 23670                                   | 388                                       |
| 13-0439         | KIA                                  | 0K2KB-22-530  | 303296                                     | 21167                                   | 328-329                                   |
| 13-0440         | MINI                                 | 31 60 6 779 991 / 31 60 7 591 694   |  |   | 378-379                                   |
| 13-0441         | SUZUKI                               | 44118-60G00   | 303885                                     | 21526                                   | 658                                       |
| 13-0442         | CHEVROLET / OPEL                     | 4804593 / 96391553  | 303901                                     | 21866                                   | 108-109, 417                              |
| 13-0443         | NISSAN                               | 39241-BM526   |  |   | 398                                       |
| 13-0444         | MAZDA                                | C202-22-530   | 304077                                     | 23037                                   | 272, 355                                  |
| 13-0445         | RENAULT / RENAULT LCV, TRUCK         | 77 01 209 241   |  |   | 523-526, 533-534, 581-582                 |
| 13-0446         | RENAULT / RENAULT LCV, TRUCK         | 77 01 209 244   | 305534                                     | 25311                                   | 533, 581                                  |
| 13-0447         | OPEL / SUZUKI                        | 44118-83E50 / 4707990   |  |   | 417, 661                                  |
| 13-0448         | VOLVO                                | 274336 / 8653876  |  |   | 808                                       |
| 13-0449         | FORD LCV, TRUCK                      | 1426841   |  |   | 297                                       |
| 13-0450         | HONDA                                | 44018-SEF-E00 / 44018-SEF-E01   |  |   | 313                                       |
| 13-0451         | FORD EUROPE                          | 1359669 / 1493023 / 1676324   |  |   | 260, 278                                  |
| 13-0452         | HONDA                                | 44018-S9A-000 / 44018-S9A-010 / 44018-SCA-E00 / 44018-SCA-E01 / 44018-SX0-C20                                 | 304309                                     | 23672                                   | 305, 312                                  |
| 13-0453         | HONDA                                | 44018-S9A-000 / 44018-S9A-010 / 44018-SCA-E00 / 44018-SCA-E01 / 44018-SX0-C20                                 | 304309                                     | 23672                                   | 313, 315                                  |
| 13-0454         | HONDA                                | 44018-SEF-E00 / 44018-SEF-E01   |  |   | 305                                       |
| 13-0455         | HONDA                                | 44018-SDE-T00 / 44018-SDE-T01   |  |   | 312                                       |
| 13-0456         | HONDA                                | 44018-SEN-P00   |  |   | 316                                       |
| 13-0457         | LAND ROVER                           | TDR000110 / TDR000120   |  |   | 353                                       |
| 13-0458         | HONDA                                | 44018-S30-C00 / 44018-S30-C01 / 44018-S9A-000 / 44018-S9A-010 / 44018-SCA-E00 / 44018-SCA-E01 / 44018-SX0-C20 | 304309                                     | 23672                                   | 305, 313                                  |



|         |   |   |                 |               |   |
|---------|---|---|-----------------|---------------|---|
| 13-0459 | HONDA   | 44018-ST3-000 / 44018-ST3-010                                 |                 |               | 310   |
| 13-0460 | ALFA ROMEO / FIAT                                 | 46308465  |                 |               | 24, 187-188, 198-199, 211   |
| 13-0461 | AUDI  | 8K0 407 285A / 8K0 498 203                                    | 304955          | 24684         | 76-79, 89, 95   |
| 13-0462 | AUDI  | 4F0 407 285 / 8K0 498 203A                                    | 304963          | 24692         | 77-79, 89-90  |
| 13-0463 | OPEL  | 1603259 / 1603277 / 93180022 / 93182542                       | 304387 / 304389 | 23988 / 23990 | 438, 446, 452-453   |
| 13-0464 | HONDA   | 44018-S2X-000 / 44018-S6M-000 / 44018-S6M-010 / 44018-ST7-C12 | 304311          | 23674         | 315   |
| 13-0465 | NISSAN  | 39241-5M325 / 39241-9E025                                     | 304058          | 22984         | 392   |
| 13-0466 | OPEL  | 1604008   |                 |               | 429-430   |
| 13-0467 | NISSAN  | 39241-BM725   | 304808          | 24535         | 391   |
| 13-0468 | AUDI / VOLKSWAGEN                                 | 4E0 498 203   | 304953          | 24682         | 85-88, 90, 745  |
| 13-0469 | LAND ROVER  | LR003160  |                 |               | 353   |
| 13-0470 | AUDI  | 8K0 498 203B  | 304957          | 24686         | 76-79, 95   |
| 13-0471 | NISSAN / RENAULT                                  | 39241-0001R / C9241-JA11A                                     | 304886          | 24615         | 405, 412-413, 535   |
| 13-0472 | NISSAN  | 39241-5M325 / 39241-9E025                                     | 304058          | 22984         | 392   |
| 13-0473 | LAND ROVER  | TDR500100   |                 |               | 351-353   |
| 13-0474 | LAND ROVER  | TDR500110   |                 |               | 351-354   |
| 13-0475 | CITROËN   | 3293.G6   |                 |               | 126-127, 133  |
| 13-0476 | CHEVROLET   | 13318003  |                 |               | 109   |
| 13-0477 | MINI  | 31 60 6 779 991 / 31 60 7 591 694                             |                 |               | 378-380   |
| 13-0478 | VOLVO   | 272440 / 272441 / 272442                                      | 303421          | 20199         | 794-795, 798-807  |
| 13-0479 | RENAULT   | 77 01 473 176   |                 |               | 530   |
| 13-0480 | AUDI / SEAT / SKODA / VOLKSWAGEN / VOLKSWAGEN LCV | 5M0 498 203   |                 |               | 59-60, 62-63, 607, 626, 644-645, 648-649, 680, 715, 717-718, 744, 762, 767, 775 |
| 13-0481 | MERCEDES BENZ                                     | 163 330 00 85   |                 |               | 370-371   |
| 13-0482 | ALFA ROMEO  | 46308675 / 71771157   |                 |               | 22  |
| 13-0483 | CITROËN / PEUGEOT                                 | 3293.C7   | 304817          | 24544         | 133-134, 474, 485-487, 503, 507   |
| 13-0484 | NISSAN LCV / OPEL LCV / RENAULT LCV, TRUCK        | 40088-00QAE / 4403476 / 77 01 472 975                         |                 |               | 413-414, 461, 584-585   |
| 13-0485 | NISSAN LCV / OPEL LCV / RENAULT LCV, TRUCK        | 4403476   |                 |               | 413-414, 461-463, 584-585   |
| 13-0486 | NISSAN LCV / OPEL LCV / RENAULT LCV, TRUCK        | 40088-00QAE / 4403476 / 77 01 472 975                         |                 |               | 413-414, 461, 584-585   |
| 13-0487 | KIA   | KK388-22-530  |                 |               | 330   |
| 13-0488 | CITROËN LCV / FIAT LCV / PEUGEOT LCV              | 1607740880 / 3293.E1 / 46308383 / 46308480 / 71771153         | 304602          | 24286         | 167, 247-248, 513   |
| 13-0489 | CITROËN LCV / FIAT LCV / PEUGEOT LCV              | 1607741080 / 3293.E3 / 46308305 / 46308481 / 71771154         | 304599          | 24283         | 167, 248, 513-514   |
| 13-0490 | PEUGEOT   | 3293.C6   |                 |               | 502-503, 505  |
| 13-0491 | PEUGEOT   | 3293.19   |                 |               | 472   |
| 13-0492 | HYUNDAI   | 49500-0X603   |                 |               | 322   |
| 13-0493 | BMW   | 31 60 7 529 203   | 305537          | 25314         | 104   |
| 13-0494 | RENAULT   | 77 01 209 830   | 305285          | 25048         | 170, 530, 532, 557, 577   |

| <b>METELLI</b><br>ref. | <b>MARCA</b><br><b>MAKE</b>                   | <b>ADATTABILE A OES</b><br><b>ADAPTABLE FOR OES</b> | <b>ADATTABILE A</b><br><b>ADAPTABLE FOR</b><br><b>GKN/LÖBRO</b> | <b>ADATTABILE A</b><br><b>ADAPTABLE FOR</b><br><b>SPIDAN</b> | <b>PAGINA</b><br><b>PAGE</b>  |
|------------------------|---|---|---|--|---|
| <b>13-0495</b>         | RENAULT                                       | 77 01 209 924                                       |   |  | 532, 557, 577   |
| <b>13-0496</b>         | RENAULT                                       | 77 01 209 246                                       |   |  | 529, 544  |
| <b>13-0497</b>         | ALFA ROMEO / FIAT / LANCIA                    | 46308680 / 71771158                                 | 305365  | 25142  | 22, 188, 341  |
| <b>13-0498</b>         | HYUNDAI                                       | 49509-2EA10 / 49609-2BA10                           |   |  | 324-325, 331  |
| <b>13-0499</b>         | FORD EUROPE                                   | 1481335   |   |  | 280-281, 288, 292-293,<br>799, 803-804, 807-808                         |
| <b>13-0500</b>         | HYUNDAI                                       | 49509-25A00   |   |  | 320   |
| <b>13-0501</b>         | LADA  | -   |   |  | 333   |
| <b>13-0502</b>         | CITROËN LCV / FIAT LCV / PEUGEOT LCV          | 3293.A2 / 9464383688                                |   |  | 161-167, 240-247,<br>508-513  |
| <b>13-0503</b>         | CITROËN                                       | 3293.02   | 303566  | 21594  | 140-142   |
| <b>13-0504</b>         | CITROËN / CITROËN LCV / PEUGEOT / PEUGEOT LCV | 3293.03   | 303258  | 21136  | 118, 127, 129-131, 133,<br>150, 156, 473-474,<br>485-487, 503, 507, 516 |
| <b>13-0505</b>         | CITROËN / CITROËN LCV                         | 3293.35   | 303998  | 22122  | 123-125, 160  |
| <b>13-0506</b>         | CITROËN / PEUGEOT                             | 3293.02   | 303566  | 21594  | 129, 484, 500-503, 505  |
| <b>13-0507</b>         | VOLKSWAGEN LCV                                | 7H0 498 203A  | 303996  | 23982  | 777, 788  |
| <b>13-0508</b>         | CITROËN                                       | 3293.34   |   |  | 131   |
| <b>13-0509</b>         | CITROËN / CITROËN LCV / PEUGEOT LCV           | 3293.03   | 303258  | 21136  | 118-119, 145-146,<br>148-150, 155-156,<br>516-517                       |
| <b>13-0510</b>         | PEUGEOT                                       | 3293.35   | 303998  | 21122 / 22122  | 470   |
| <b>13-0511</b>         | CITROËN / CITROËN LCV / PEUGEOT / PEUGEOT LCV | 3293.31   | 305089  | 24830  | 119-120, 127-130,<br>133-134, 157, 471-474,<br>477-485, 503, 507, 518   |
| <b>13-0512</b>         | RENAULT                                       | 77 01 209 248                                       |   |  | 530, 542-543  |
| <b>13-0513</b>         | ALFA ROMEO                                    | 46308680  | 305365  | 25142  | 11, 21, 26  |
| <b>13-0514</b>         | SAAB  | 12793854 / 93186951                                 |   |  | 446, 453-454, 602-603   |
| <b>13-0515</b>         | VOLVO   | 272442  | 303421  | 20199  | 796-797   |
| <b>13-0516</b>         | KIA   | 49594-3E000   |   |  | 331   |
| <b>13-0517</b>         | AUDI  | 8K0 498 203A  | 304963  | 24692  | 86, 88  |
| <b>13-0518</b>         | CITROËN / PEUGEOT                             | 3293.31   | 305089  | 24830  | 124, 127, 464, 473  |
| <b>13-0519</b>         | RENAULT LCV, TRUCK                            | 77 01 472 975                                       | 305134  | 24875  | 464, 590  |
| <b>13-0520</b>         | LAND ROVER                                    | TDR100750   | 303413  | 20605  | 352-353   |
| <b>13-0521</b>         | HYUNDAI                                       | 49509-29A00   |   |  | 321, 323  |
| <b>13-0522</b>         | OPEL  | 4710837   | 304915  | 24644  | 417   |
| <b>13-0523</b>         | OPEL / SUZUKI                                 | 44118-51K00 / 4710952                               | 305185  | 24936  | 417, 659  |
| <b>13-0524</b>         | VOLVO   | 31256018  |   |  | 793-795, 798  |
| <b>13-0525</b>         | VOLVO   | 30711754 / 31256020                                 |   |  | 798   |

|                |   |  |        |       |  |
|----------------|---|--|--------|-------|--|
| <b>13-0526</b> | VOLVO                                     | 30783268 / 30783269 / 31256052 / 31256053                  |        |       | 793, 797   |
| <b>13-0527</b> | CITROËN LCV / FIAT LCV / PEUGEOT LCV      | 1607740980 / 3293.E2 / 46308305 / 46308481 / 71771154      | 304599 | 24283 | 167, 247-248, 513  |
| <b>13-0530</b> | TOYOTA                                    | 04438-42081  |        |       | 669, 672   |
| <b>13-0531</b> | HYUNDAI                                   | 49509-17A00  |        |       | 323  |
| <b>13-0532</b> | CHRYSLER                                  | -  |        |       | 113-114  |
| <b>13-0533</b> | HYUNDAI                                   | 49509-25A00  |        |       | 320  |
| <b>13-0534</b> | AUTOBIANCHI / SEAT                        | 9000511  | 303198 | 26069 | 98, 615-616, 627-629   |
| <b>13-0535</b> | FIAT / LANCIA                             | 7761570  | 303260 | 21139 | 184, 348   |
| <b>13-0536</b> | AUDI / VOLKSWAGEN                         | 443 498 203A   | 300437 | 26006 | 37-38, 41-42,<br>96-97, 718  |
| <b>13-0537</b> | FIAT / FIAT LCV                           | 7761570  |        |       | 206, 208   |
| <b>13-0538</b> | FIAT / LANCIA                             | 7761570  | 300327 | 26188 | 184-186, 200, 203,<br>212-214, 224-231, 252,<br>337, 339, 347-348  |
| <b>13-0539</b> | VOLVO                                     | 31272781 / 31272782  |        |       | 793, 797   |
| <b>13-0540</b> | TOYOTA                                    | 04428-05200 / 04438-02091                                  | 304824 | 24551 | 662, 669-670   |
| <b>13-0541</b> | VOLVO                                     | 31256051   |        |       | 793, 797   |
| <b>13-0542</b> | CITROËN LCV / PEUGEOT LCV                 | 1608754080   |        |       | 169, 508   |
| <b>14-0001</b> | VOLKSWAGEN LCV                            | 251 598 201  | 300481 | 22451 | 778-780  |
| <b>14-0002</b> | FIAT / FIAT LCV / LANCIA / SEAT           | 46307029   | 300492 | 23525 | 188-194, 218-221,<br>224-232, 236, 249,<br>336-339, 345-347, 629   |
| <b>14-0003</b> | ALFA ROMEO                                | 4315445 / 46307029 / 60811035 / 60811991 / 7771580         | 300492 | 23525 | 5-8, 11-12   |
| <b>14-0004</b> | AUDI / SEAT / VOLKSWAGEN / VOLKSWAGEN LCV | 861 498 201  | 300456 | 26082 | 37, 609-611, 616-618,<br>679-680, 682-683, 687,<br>692-693, 700, 719-721,<br>745-747, 749, 751, 758,<br>760, 768-769, 773  |
| <b>14-0005</b> | AUDI / SEAT / VOLKSWAGEN / VOLKSWAGEN LCV | 191 498 201D   | 300468 | 26062 | 26, 38-49, 51-53, 55-56,<br>91-93, 95, 610, 612,<br>618-619, 629-630,<br>675-676, 683-686,<br>688-689, 691-693,<br>695-696, 700-702,<br>719-723, 726, 729-735,<br>737, 749-752, 757-762,<br>769-770, 772 |
| <b>14-0006</b> | AUDI                                      | 443 498 201  | 300458 | 26083 | 26-27, 41-42, 45, 47-48  |
| <b>14-0007</b> | FORD EUROPE                               | 195970301  | 300479 | 26104 | 261, 281-282,<br>291-292   |
| <b>14-0008</b> | DAEWOO / OPEL                             | 26002230 / 374018 / 510719 / 7849890 / 96243579 / 96489856 | 300459 | 26085 | 172-175, 418-419,<br>441-443   |
| <b>14-0009</b> | FORD EUROPE / FORD LCV, TRUCK             | 1073802 / 6028751  | 300441 | 26044 | 262, 266-268, 289,<br>293-294  |
| <b>14-0010</b> | OPEL                                      | 374018   | 300459 | 26085 | 418-423, 432, 434,<br>439-443, 447   |
|                |   |  |        |       |  |

| METELLI<br>ref. | MARCA<br>MAKE   | ADATTABILE A OES<br>ADAPTABLE FOR OES  | ADATTABILE A<br>ADAPTABLE FOR<br>GKN/LÖBRO | ADATTABILE A<br>ADAPTABLE FOR<br>SPIDAN | PAGINA<br>PAGE  |
|-----------------|---|--|--|---|---|
| 14-0011         | AUDI  | 443 498 201A   | 300486                                     | 26125                                   | 28, 51-53, 63-66,<br>68-69, 80-81   |
| 14-0012         | ALFA ROMEO / AUDI / VOLKSWAGEN /<br>VOLKSWAGEN LCV            | 8A0 407 283  | 304396                                     | 23998                                   | 13-14, 27-33, 35-37,<br>41-42, 48, 50-52, 54-56,<br>64-66, 79-82, 91-94,<br>96-98, 732, 738,<br>779-780 |
| 14-0013         | ALFA ROMEO  | -  |  |   | 12  |
| 14-0014         | MOSKVICHI   | 2141-2215086   |  |   | 390   |
| 14-0015         | MERCEDES BENZ, LCV, TRUCK / OPEL                              | 000 330 14 85 / 1604252  | 300528                                     | 26091                                   | 371-372, 375-376, 445   |
| 14-0016         | ALFA ROMEO  | 700610   |  |   | 14-23   |
| 14-0017         | VOLVO   | 3103799 / 3284415  | 300448                                     | 26048                                   | 789   |
| 14-0018         | VOLKSWAGEN LCV  | 701 498 201  | 300535                                     | 26097                                   | 780-785   |
| 14-0019         | ALFA ROMEO / FIAT / FIAT LCV / LANCIA                         | 4315445 / 46307029 / 60811035 / 60811991 / 7771580   | 304314                                     | 23678                                   | 1-5, 8-10, 13, 22-23, 25,<br>184-187, 189-190,<br>199-206, 213-217,<br>223-224, 251, 253,<br>342-343    |
| 14-0020         | AUDI / SEAT / SKODA / VOLKSWAGEN                              | 1K0 498 201B   | 304933                                     | 24662                                   | 58, 606, 624-625,<br>632, 642-644,<br>676-677, 705-707,<br>710, 713, 715, 728                           |
| 14-0021         | SEAT / VOLKSWAGEN   | 6N0 498 201  | 304932                                     | 24661                                   | 608-609, 747-748, 753   |
| 14-0022         | VOLKSWAGEN LCV  | 701 498 201  | 300535                                     | 26097                                   | 781-787   |
| 14-0023         | ALFA ROMEO  | -  | 300956                                     | 26128                                   | 13-14   |
| 14-0024         | OPEL  | 374018   |  |   | 447   |
| 14-0025         | FORD AUSTRALIA / MAZDA  | F023-22-540  | 302579                                     | 25501                                   | 258-259, 357  |
| 14-0026         | LADA  | 2108-2215068   | 300543                                     | 26059                                   | 333-335   |
| 14-0027         | MERCEDES BENZ / MERCEDES BENZ LCV, TRUCK                      | 000 330 20 85  | 303541                                     | 21728                                   | 371-372, 375  |
| 15-0217         | TOYOTA / TOYOTA LCV   | 43405-60040*   | 301095 / 303139 / 303140                   | 21009                                   | 670-671, 675  |
| 15-0218         | TOYOTA  | 43405-60030* / 43405-60050*  |  |   | 671   |
| 15-0459         | SUZUKI  | 44101-81A00*   |  |   | 658   |
| 15-1001         | AUTOBIANCHI / FIAT / FIAT LCV / INNOCENTI / SEAT<br>/ ZASTAVA | 4087120# / 4247399# / 4308412# / 4308413# / 4308418# / 4313087# / 4328468# /<br>4465504# / 4475837# / 5944690# / 7076344# / SE025141514B | 300865# / 300946# /<br>302035              | 21105 / 21250 /<br>21358                | 98, 181-183, 235, 248,<br>326, 604, 628, 809  |
| 15-1002         | FIAT / FIAT LCV / INNOCENTI / LANCIA / SEAT /<br>ZASTAVA      | 4390952 / 4390952# / 7560070 / 7560070# / 7577041 / 7577041# / SE138141915A  | 300947# / 302036                           | 21252 / 21213                           | 182, 197, 211, 217-221,<br>235, 248-249, 258,<br>325-326, 339, 344, 628,<br>808-809                     |
| 15-1003         | FIAT / LANCIA / SEAT  | 4393155# / 4393157# / 737319# / 7698632# / 7703689# / 82448780#  | 300883# / 301974                           | 21258                                   | 217-221, 235, 339,<br>344-345, 629  |
| 15-1004         | VOLKSWAGEN  | 171 407 311# / 171 498 099   | 302113 / 301018#                           | 22454                                   | 682-684, 719, 757-760   |
|                 |   |  |  |   |   |

|                |  |  |  |                                       |   |
|----------------|--|--|--|---------------------------------------|---|
| <b>15-1005</b> | VOLKSWAGEN   | 171 407 311J# / 171 498 099B   | 301020# / 302115 / 302124  | 22457 / 22670                         | 682-684, 719-720, 757, 759-761  |
| <b>15-1007</b> | OPEL / PONTIAC   | 374066 / 90157131  | 302066 / 300976# / 302065  | 21450 / 21452 / 24913                 | 418-419, 423, 432, 439-443, 520   |
| <b>15-1008</b> | CHEVROLET USA / GMB / HOLDEN / OPEL                      | 374049 / 374061 / 90125875 / 90147008  | 301063# / 302168   | 21455                                 | 112, 300-301, 418-419, 439, 441-443   |
| <b>15-1009</b> | SEAT / VOLKSWAGEN / VOLKSWAGEN LCV                       | 191 407 311B# / 191 407 311C# / 191 407 311F# / 191 407 311J# / 191 407 311L# / 191 498 099A / 191 498 099B / 1H0 407 311D# / 1H0 498 099 / 357 407 311# / 357 498 099 / 357 498 099D  | 302177 / 300849# / 301070# / 301072# / 301947 / 301948 / 302175          | 22494 / 22600 / 23548                 | 611-614, 618-620, 629-631, 678-679, 684-686, 689-699, 701-704, 706, 709, 722-723, 731, 733-737, 749-752, 757, 761-762, 769-771, 774-775 |
| <b>15-1010</b> | HONDA  | 44305-634-003* / 44305-634-013* / 44305-634-023* / 44305-634-033* / 44305-671-003* / 44305-671-023* / 44305-689-601* / 44305-692-003* / 44305-SA0-003* / 44306-634-013* / 44306-657-000* / 44306-657-023* / 44306-659-000* / 44306-659-010* / 44306-671-003* / 44306-671-033* / 44306-689-601* / 44306-692-003* / 44306-SA0-013* | 302079 / 302077 / 300984# / 300986#                                      | 20303 / 20301                         | 302, 306-307, 317, 319  |
| <b>15-1011</b> | HONDA  | 44305-689-010* / 44305-689-030* / 44306-689-010*   | 300958# / 302078   | 20302                                 | 302, 307  |
| <b>15-1013</b> | FIAT / LANCIA  | 7629457#   | 300886# / 301976 / 301977  | 21234 / 21235 / 20526                 | 224-231, 337  |
| <b>15-1014</b> | FORD BRASIL / FORD EUROPE / FORD LCV, TRUCK / SEAT LCV   | 191 498 099F / 6069110 / 6099110 / 81AG3K187AA / 81AG3K187M  | 300879# / 302307 / 301971  | 21760 / 21761 / 21776                 | 259-263, 267, 288-289, 293-294  |
| <b>15-1015</b> | CITROËN / PEUGEOT  | 3273.17* / 3273.18* / 3273.20* / 3273.21* / 3273.23* / 3273.24* / 3274.79* / 3274.80* / 3274.82* / 3274.83* / 3274.85* / 3274.86* / 95604719   | 300979# / 302070   | 20665 / 24914                         | 120-123, 151-152, 154, 475, 488-495   |
| <b>15-1016</b> | FIAT / LANCIA  | 7656945# / 7750301# / 82486231#  | 300914# / 302008   | 21239                                 | 190-194, 226, 229, 232, 338   |
| <b>15-1018</b> | SUBARU   | 23221-GA242* / 23221-GA243*  | 302101 / 302106 / 301011#  | 22150 / 22162                         | 654   |
| <b>15-1019</b> | AUTOBIANCHI / FIAT / FIAT LCV / LANCIA / SEAT / SEAT LCV | 5944689# / 5959385# / 5998706#   | 302038 / 300948#   | 21255                                 | 98-99, 181-183, 209, 234-235, 248-249, 251-252, 258, 349, 604-605, 615, 628-629, 635  |
| <b>15-1020</b> | CITROËN LCV / FIAT LCV / PEUGEOT LCV                     | 3273.60* / 3273.62* / 3273.C7* / 3273.N4* / 3274.77* / 3274.78* / 95606802* / 95606803* / 95606804* / 95646292 / 95646292# / 95646292* / 96184033 / 96184033*  | 301092# / 302199   | 21257                                 | 159-160, 238-239, 258, 515-516  |
| <b>15-1021</b> | SEAT / SEAT LCV / VOLKSWAGEN / VOLKSWAGEN LCV            | 171 407 311F# / 171 407 311K# / 171 498 099A / 171 498 099C / 191 407 311# / 191 407 311H# / 191 498 099 / 191 498 099F / 1H0 407 311C#  | 302118 / 302116 / 302123 / 301023# / 301021# / 301019# / 302125 / 302114 | 22456 / 22461 / 22669 / 22782 / 22795 | 609-613, 616-620, 629-630, 634-635, 683-689, 691-693, 695-696, 700-702, 719-723, 733-734, 749-752, 757, 760-762, 768-770, 772-775       |
| <b>15-1024</b> | FORD AUSTRALIA / MAZDA / MERCURY                         | F001-25-400* / F001-25-400A* / F001-25-400B* / F001-25-600A* / F001-25-600B* / F003-25-400A* / F003-25-400B* / F003-25-600A* / F003-25-600B* / F005-25-400A* / F005-25-400B* / F005-25-400C* / F005-25-600A* / F005-25-600B* / F005-25-600C* / F007-25-600A*   | 301016# / 302111   | 21370                                 | 258-259, 356-357, 376-377   |
| <b>15-1025</b> | AUDI   | 431 407 275# / 431 407 311A# / 431 498 099A / 431 498 099E / 803 407 275A# / 803 498 099A  | 301047# / 302149   | 20271 / 22778                         | 26-32, 35-36, 38, 41-42, 45, 47-48  |
|                |  |  |  |                                       |   |

\* =OE Semiasse/ Driveshaft/ Trasmissione/ Achswelle/ Semieje  
# =OE Giunto senza KIT/ CVJ w/o KIT/ Joint sans Kit/ Gelenk Ohne Satz/ Junta sin Kit

| METELLI<br>ref. | MARCA<br>MAKE   | ADATTABILE A OES<br>ADAPTABLE FOR OES   | ADATTABILE A<br>ADAPTABLE FOR<br>GKN/LÖBRO   | ADATTABILE A<br>ADAPTABLE FOR<br>SPIDAN | PAGINA<br>PAGE   |
|-----------------|---|---|--|---|--|
| <b>15-1026</b>  | CHRYSLER USA / DODGE / EAGLE / HYUNDAI / MITSUBISHI / PLYMOUTH / PROTON | 49507-21000* / 49508-21000* / MB176160* / MB176161* / MB176463* / MB176464* / MB176864* / MB176865* / MB176866* / MB176867* / MB178865* / MB297148* / MB297343* / MB297344* / MB297345* / MB297346* / MB297347* / MB297348* / MB297353* / MB297661* / MB297662* / MB297874* / MB297999* / MB525577* / MB526063* / MB526064* / MB526066* / MB526067* / MB526117* / MB526118* / MB526443* / MB526444* / MB526453* / MB526454* / MB526531* / MB526547* / MB526548* / MB526581* / MB526582* / MB526853* / MB526854* / MB526865* / MB526866* / MB526873* / MB526897* / MB526898* / MB526999* / MB620770* | 302073 / 300981#                             | 21381                                   | 114, 179, 181, 319, 321-323, 380-381, 383, 385-386, 388-389, 519-521 |
| <b>15-1027</b>  | NISSAN  | 39100-M7270* / 39101-M7270* / 39112-M7225* / 39113-M7275* / 40010-M7226* / 40011-M5626*   | 300999# / 302097                             | 20903                                   | 391, 395-396, 403  |
| <b>15-1028</b>  | HOLDEN / NISSAN   | 39100-11M00* / 39100-11M05* / 39101-11M00* / 39101-11M05*   | 301000# / 302098                             | 20904                                   | 300, 395-396, 403, 406, 409  |
| <b>15-1029</b>  | OPEL / OPEL LCV   | 07837456* / 07837457* / 07839615* / 374077 / 374077* / 374078 / 374078* / 374092 / 374092*  | 302067                                       | 21432                                   | 419, 422, 431-432, 458-459   |
| <b>15-1030</b>  | HOLDEN / TOYOTA   | 43410-10150* / 43410-12020* / 43410-12021* / 43410-12050* / 43410-12060* / 43410-12080* / 43410-12130* / 43410-16050* / 43410-16060* / 43410-16080* / 43410-16090* / 43420-10150* / 43420-12020* / 43420-12021* / 43420-12030* / 43420-12060* / 43420-12090* / 43420-16050* / 43420-16060* / 43420-16080* / 43420-16090*  | 301014# / 302109                             | 22306                                   | 301, 663-668, 670-673  |
| <b>15-1031</b>  | SAAB  | 8942633 / 8990574   | 301058# / 302159 / 302160                    | 22109 / 22103                           | 599-600, 604   |
| <b>15-1032</b>  | FIAT / LANCIA   | 7633434# / 7656944# / 7750299#  | 300885# / 301979                             | 20527 / 21217 / 21237                   | 225-228, 230-232, 338  |
| <b>15-1033</b>  | ROVER   | BAU5467   | 302052                                       | 20899                                   | 598-599  |
| <b>15-1034</b>  | VOLKSWAGEN  | 871 407 311# / 871 498 099 / 871 498 099A   | 301022# / 302117 / 302122                    | 22452 / 22469                           | 680, 745-747   |
| <b>15-1035</b>  | AUDI / VOLKSWAGEN   | 171 407 311E# / 861 498 099   | 300940# / 302031                             | 20285                                   | 37, 679-680, 745-746   |
| <b>15-1036</b>  | FORD EUROPE / FORD LCV, TRUCK   | 6042051 / 77TT3K187EA   | 302028 / 300937#                             | 21740                                   | 266, 293   |
| <b>15-1037</b>  | FORD EUROPE / FORD LCV, TRUCK   | 6071774 / 79TT3K187AA / 79TT3K187M  | 300938# / 302029                             | 21751                                   | 261-262, 266-267, 289, 293-294                                       |
| <b>15-1038</b>  | ROVER   | 27H7567 / BAU2018 / BAU4444   | 302044                                       | 20921 / 20896 / 20551                   | 590-591, 597-598   |
| <b>15-1039</b>  | ROVER   | 17H8600 / CGV1053 / GCV1105   | 302046                                       | 20895                                   | 598  |
| <b>15-1040</b>  | SUBARU  | 7232-21392* / 7232-91003*   | 301009# / 302104                             | 22154                                   | 652, 654   |
| <b>15-1041</b>  | FORD EUROPE   | 1078682 / 6168422 / 6485412 / 89FG3K183AA / R98FX3C242FA  | 300939# / 302030                             | 23734                                   | 263, 265, 267-268, 289   |
| <b>15-1042</b>  | FORD AUSTRALIA / MAZDA  | G012-22-510*  | 302174 / 301069#                             | 21371                                   | 259, 359-360   |
| <b>15-1043</b>  | NISSAN  | 39210-A03G0*  | 303285                                       | 21160                                   | 412  |
| <b>15-1044</b>  | HONDA   | 44305-SB2-750* / 44305-SB2-751* / 44305-SB2-960* / 44305-SB2-961* / 44305-SF4-J21* / 44305-SF4-J22* / 44305-SF4-J23* / 44305-SF4-J24* / 44305-SF4-J40* / 44305-SF4-J41* / 44305-SF4-J42* / 44306-SB2-750* / 44306-SB2-751* / 44306-SB2-960* / 44306-SB2-961* / 44306-SF4-J21* / 44306-SF4-J22* / 44306-SF4-J23*   | 300990# / 300994# / 302089 / 302090 / 302091 | 20319 / 20320 / 20536                   | 306-308, 314, 316  |
| <b>15-1045</b>  | HONDA   | 44305-SE0-912* / 44305-SE0-922* / 44305-SE0-923* / 44305-SE0-924* / 44305-SE0-G11* / 44305-SE0-G12* / 44305-SE0-G21* / 44305-SE0-G22* / 44305-SE0-G23* / 44305-SE0-G24* / 44305-SE0-J20* / 44305-SE0-J21* / 44305-SE0-J22* / 44305-SE0-J23* / 44306-SE0-910* / 44306-SE0-911* / 44306-SE0-920* / 44306-SE0-921* / 44306-SE0-923* / 44306-SE0-G10* / 44306-SE0-G12* / 44306-SE0-G20* / 44306-SE0-G21* / 44306-SE0-G23* / 44306-SE0-J20* / 44306-SE0-J21* / 44306-SE0-J22* / 44306-SE0-J23*   | 300998# / 302094                             | 21388                                   | 302-303, 306-309, 314  |
| <b>15-1046</b>  | SUBARU  | 23221-GA232* / 23221-GA233*   | 301012# / 302107                             | 22166                                   | 652, 654-655   |

|                 |  |   |                                     |                       |  |
|-----------------|--|---|-------------------------------------|-----------------------|--|
| <b>15-1047</b>  | HYUNDAI / MITSUBISHI / PROTON                                  | MB297343* / MB297344* / MB297346* / MB297347* / MB297348* / MB397343* / MB397345* / MB526063* / MB526064* / MB526066* / MB526067* / MB526581* / MB526582* / MB526583* / MB526853* / MB526854* / MB620166* / MB620170*   | 300980#                             | 21380                 | 323, 380-381, 385-387, 521                                 |
| <b>15-1048</b>  | CHRYSLER USA / DODGE / EAGLE / HYUNDAI / MITSUBISHI / PLYMOUTH | MB297372* / MB297373* / MB297492* / MB526350* / MB526353* / MB526377* / MB526453* / MB526454* / MB526464* / MB526533* / MB526666* / MB526829*   | 300983# / 302075 / 302987# / 302989 | 20353 / 24210         | 114, 179-181, 322, 324-325, 380-381, 383-386, 389-390, 519 |
| <b>15-1049</b>  | AUDI / VOLKSWAGEN  | 171 407 311D# / 321 498 099 / 823 407 313# / ZBA 407 311#   | 300970# / 302059                    | 20257                 | 38-40, 95, 679, 681-682, 729-730, 771-772                  |
| <b>15-1050</b>  | AUDI / VOLKSWAGEN  | 171 407 311P# / 321 498 099C / 811 407 311# / 811 498 099 / 893 407 311# / 893 498 099  | 301049# / 301939 / 302151 / 300845# | 22458 / 22546         | 37, 41-43, 45, 47-48, 53-56, 92, 731-733, 757-758          |
| <b>15-1051</b>  | OPEL   | 374176 / 90334948   | 301065# / 302169                    | 21427                 | 420, 423-424, 430-431, 441, 443, 449-450                   |
| <b>15-1052</b>  | OPEL   | 374015 / 374126 / 90235271  | 301064# / 302170                    | 21497                 | 430-431, 441, 443, 449-450                                 |
| <b>15-1053</b>  | HONDA  | 44010-S07-000* / 44010-SR3-J03* / 44010-SR3-J05* / 44010-SR3-J53* / 44010-SR7-030* / 44010-ST7-N00* / 44011-S07-000* / 44011-SR3-J03* / 44011-SR3-J04* / 44011-SR3-J53* / 44011-SR7-030* / 44011-ST7-N00* / 44305-SF1-910* / 44305-SF1-911* / 44305-SF1-912* / 44305-SF1-913* / 44305-SF1-914* / 44305-SF1-G10* / 44305-SF1-G11* / 44305-SF1-G12* / 44305-SF1-G13* / 44305-SK7-J21* / 44305-SK7-J22* / 44305-SK7-J23* / 44306-SF1-305* / 44306-SF1-910* / 44306-SF1-911* / 44306-SF1-912* / 44306-SF1-913* / 44306-SF1-914* / 44306-SF1-G12* / 44306-SF1-G13* / 44306-SF1-G14* / 44306-SK7-J21* / 44306-SK7-J22* / 44306-SK7-J23*   | 301942 / 303972 / 301941 / 300847#  | 22354 / 22365 / 22953 | 303, 309-310, 315-316, 318                                 |
| <b>15-1053A</b> | HONDA  | 44305-SF1-970* / 44305-SF1-971* / 44305-SF1-972* / 44305-SF1-973* / 44305-SH7-J83* / 44305-SK7-J73* / 44305-SK7-J74* / 44305-SK7-J81* / 44305-SK7-J82* / 44306-SF1-970* / 44306-SF1-971* / 44306-SF1-972* / 44306-SF1-973* / 44306-SF1-974* / 44306-SK7-J73* / 44306-SK7-J74* / 44306-SK7-J81* / 44306-SK7-J82* / 44306-SK7-J83*  | 301943 / 300842#                    | 22349                 | 303, 309-310, 315-316, 318                                 |
| <b>15-1054</b>  | HONDA  | 44011-SH3-G12* / 44305-SE0-000* / 44305-SE0-010* / 44305-SE0-020* / 44305-SE0-G01* / 44305-SE0-G02* / 44305-SE0-J00* / 44305-SE0-J01* / 44305-SH3-960* / 44305-SH3-961* / 44305-SH3-970* / 44305-SH3-971* / 44305-SH3-980* / 44305-SH3-981* / 44305-SH3-A00* / 44305-SH3-A01* / 44305-SH3-G00* / 44305-SH3-G01* / 44305-SH3-G10* / 44305-SH3-G11* / 44306-SE0-000* / 44306-SE0-010* / 44306-SE0-020* / 44306-SE0-980* / 44306-SE0-981* / 44306-SE0-982* / 44306-SE0-G01* / 44306-SE0-G02* / 44306-SH3-960* / 44306-SH3-961* / 44306-SH3-970* / 44306-SH3-971* / 44306-SH3-980* / 44306-SH3-981* / 44306-SH3-A00* / 44306-SH3-A01* / 44306-SH3-G00* / 44306-SH3-G01* / 44306-SH3-G10* / 44306-SH3-G11* | 300996# / 302096 / 302458           | 22348 / 22360         | 302, 306-309, 314  |
| <b>15-1055</b>  | AUTOBIANCHI / SEAT   | 06X039534340 / 4127460 / 4127460# / SE022141915   |                                     | 21106                 | 98, 615-616, 627-629                                       |
| <b>15-1056</b>  | OPEL   | 374175 / 90334947   | 300978# / 302069                    | 21428                 | 419-423, 440-443, 448                                      |
| <b>15-1057</b>  | OPEL   | 374147 / 90304775   | 302068 / 300977#                    | 21496                 | 448  |
| <b>15-1058</b>  | MAZDA  | G002-25-500* / G002-25-500A* / G002-25-500B* / G002-25-600* / G002-25-600A* / G002-25-600B* / G006-25-500* / G006-25-600* / G012-25-500* / G012-25-500A* / G012-25-500B* / G012-25-600* / G012-25-600C* / G022-25-500* / G022-25-500A* / G022-25-500B* / G022-25-600* / G022-25-600A* / G022-25-600C*   | 302174 / 301069#                    | 21371                 | 359-360  |
| <b>15-1059</b>  | FORD USA / MAZDA   | G013-25-500* / G013-25-600* / G033-25-500* / G033-25-500B* / G033-25-600* / G033-25-600D* / G043-25-500* / G043-25-500B* / G043-25-600* / G043-25-600D*   | 300930# / 302023 / 303964           | 22945 / 24007         | 297-299, 360-362, 364                                      |
| <b>15-1060</b>  | NISSAN   | 39100-50A00* / 39100-50A10* / 39100-77A00* / 39101-50A00* / 39101-50A10* / 39101-77A00*   | 301003# / 301004# / 302100          | 21315                 | 395, 403-404, 406  |
| <b>15-1061</b>  | ROVER  | BAU4414 / BAU5645   | 302043                              | 20897                 | 598-599  |
| <b>15-1062</b>  | SAAB   | 9102880   | 301060# / 302164                    | 21907                 | 599-600  |

\* =OE Semiassa/ Driveshaft/ Trasmissione/ Achswelle/ Semieje  
# =OE Giunto senza KIT/ CVJ w/o KIT/ Joint sans Kit/ Gelenk Ohne Satz/ Junta sin Kit



| <b>METELLI</b><br>ref. | <b>MARCA</b><br><b>MAKE</b>                    | <b>ADATTABILE A OES</b><br><b>ADAPTABLE FOR OES</b>   | <b>ADATTABILE A</b><br><b>ADAPTABLE FOR</b><br><b>GKN/LÖBRO</b> | <b>ADATTABILE A</b><br><b>ADAPTABLE FOR</b><br><b>SPIDAN</b> | <b>PAGINA</b><br><b>PAGE</b>             |
|------------------------|--|---|---|--|--|
| <b>15-1063</b>         | CITROËN / CITROËN LCV / PEUGEOT / PEUGEOT LCV  | 3272.00* / 3272.20* / 3273.55* / 3273.64* / 3273.65* / 3273.66* / 3273.67* / 3273.69* / 3273.89* / 95598210   |   |  | 138, 157-159, 467-469, 507               |
| <b>15-1064</b>         | DODGE / HYUNDAI / MITSUBISHI                   | MB297438* / MB297678* / MB297696* / MB297699* / MB526473* / MB526831*   | 300921# / 302983  | 20637 / 24211  | 179-181, 322, 324-325, 383, 387, 389-390 |
| <b>15-1065</b>         | FIAT / FIAT LCV / INNOCENTI                    | 7656786#  |   |  | 197, 217, 235, 249, 251, 325-326         |
| <b>15-1066</b>         | AUDI   | 893 498 099E / 895 407 311#   | 301027# / 302128  | 22543  | 43-44, 46-47, 54                         |
| <b>15-1067</b>         | FIAT / FIAT LCV                                | 7647245 / 7647245# / 7720510 / 7720510#   | 300866# / 301966  | 21230 / 21229  | 188-189, 222, 236, 256                   |
| <b>15-1068</b>         | HOLDEN / PONTIAC / SUZUKI                      | 44101-60DD0* / 44101-60DD1* / 44101-82015* / 44102-60DD0* / 44102-60DD1* / 44115-82611*   | 302027 / 300936#  | 21080  | 301, 520, 656-657, 660-661               |
| <b>15-1069</b>         | MAZDA  | G001-25-500* / G001-25-500A* / G001-25-500B* / G001-25-500D* / G001-25-600* / G001-25-600A* / G001-25-600B* / G001-25-600E* / G005-25-500* / G005-25-600* / G011-25-500* / G011-25-600* / G021-25-500* / G021-25-500A* / G021-25-600* / G021-25-600A* / G021-25-600C*   | 302112 / 301017#  | 23506  | 359                                      |
| <b>15-1070</b>         | TOYOTA   | 43410-12040* / 43410-12070* / 43410-12090* / 43410-12100* / 43410-12100* / 43410-12140* / 43410-12141* / 43410-12150* / 43410-12170* / 43410-12171* / 43410-12210* / 43410-12350* / 43410-20010* / 43410-20020* / 43410-20031* / 43410-20040* / 43410-20100* / 43410-20220* / 43410-20341* / 43410-32010* / 43410-32011* / 43410-32020* / 43410-32021* / 43410-32022* / 43410-32030* / 43410-32031* / 43410-32040* / 43410-32041* / 43410-32060* / 43410-42021* / 43420-12040* / 43420-12070* / 43420-12100* / 43420-12101* / 43420-12110* / 43420-12140* / 43420-12141* / 43420-20010* / 43420-20020* / 43420-20060* / 43420-20070* / 43420-20120* / 43420-20170* / 43420-20291* / 43420-20301* / 43420-20340* / 43420-32010* / 43420-32011* / 43420-32030* / 43420-32040* / 43420-42021* / 43420-51Y10* / 43460-19286* / 43460-19306* / 43470-19236* / 43470-39086* | 301013# / 301015# / 302108 / 302110                             | 22305 / 22307  | 662-668, 670-672                         |
| <b>15-1071</b>         | HONDA  | 44305-SA5-020* / 44305-SA5-620* / 44305-SA5-640* / 44305-SA5-641* / 44305-SB0-621* / 44305-SB0-622* / 44305-SB0-623* / 44305-SB0-624* / 44306-SA5-020* / 44306-SA5-620* / 44306-SA5-640* / 44306-SA5-641* / 44306-SA5-950* / 44306-SA5-951* / 44306-SB0-621* / 44306-SB0-622* / 44306-SB0-624* / 44306-SB0-670* / 44306-SB0-671*  | 302084 / 300991# / 302083                                       | 20307 / 20308  | 302, 317-318                             |
| <b>15-1072</b>         | HONDA  | 44305-SA7-000* / 44306-SA7-000*   | 300997#   |  | 306                                      |
| <b>15-1073</b>         | HONDA  | -   | 302171 / 301066#  | 22356  | 303-304, 317                             |
| <b>15-1074</b>         | HONDA  | -   | 302171  |  | 303-304, 317                             |
| <b>15-1074A</b>        | HONDA  | 44014-SD4-950   | 302172  |  | 303-304, 317                             |
| <b>15-1075</b>         | GEO / HOLDEN / ISUZU                           | 8-94108634-3 / 8-94108635-3 / 8-94364332-0 / 8-94467664-0 / 8-94467667-0  | 302753# / 302779  | 23201  | 299, 301, 327-328                        |
| <b>15-1076</b>         | GEO / HOLDEN / ISUZU                           | 8-94158131-2 / 8-94158-30-2 / 8-94405227-2 / 8-94405228-2 / 8-94467669-0 / 8-94467670-0 / 8-94467671-0 / 8-94467672-0   | 302752# / 302778  | 23200  | 299, 301, 327-328                        |
| <b>15-1077</b>         | SUBARU   | 23221-GA372* / 23221-GA373* / 23221-GA592* / 23221-GA593* / 23291-GA191*  | 301068# / 302173  | 22164  | 652, 654-656                             |
| <b>15-1078</b>         | CHEVROLET USA / GEO / TOYOTA                   | 7849841   | 302758# / 304286  | 23614  | 112-113, 299, 666-667                    |
| <b>15-1079</b>         | HONDA  | 44305-688-000* / 44305-688-020* / 44305-SA5-000* / 44305-SA5-010* / 44306-688-000* / 44306-689-020* / 44306-SA5-000* / 44306-SA5-010*   | 300988# / 302081 / 302093                                       | 20305 / 21387  | 302                                      |
| <b>15-1080</b>         | CHEVROLET USA / GEO / HOLDEN / MARUTI / SUZUKI | 44101-78010* / 44101-78011* / 44101-78012* / 44101-82020* / 44101-82021* / 44101-82313* / 44101-82611* / 44101-86041* / 44102-78010* / 44102-78011* / 44102-78012* / 44102-82020* / 44102-82021* / 44102-82313* / 44102-82611* / 44102-86041* / 44115-78010#  | 300936# / 302027  | 21080  | 113, 299, 301, 354, 657-659              |
| <b>15-1081</b>         | LADA   | 2108-2215010 / 2108-2215011 / 2108-2215012 / 2110-2215012   | 300952# / 302040  | 20817  | 331-335                                  |

|                |                               |  |  |                       |   |
|----------------|-------------------------------|--|--|-----------------------|---|
| <b>15-1082</b> | RENAULT                       | 77 01 349 025* / 77 01 349 026* / 77 01 349 028* / 77 01 349 034* / 77 01 349 689* / 77 01 349 839* / 77 01 351 124* / 77 01 351 264* / 77 01 352 020* / 77 01 352 025* / 77 01 394 697* / 77 01 498 918* / 77 01 498 919* / 77 01 498 921*  | 303561                                       | 20357                 | 528-530, 561, 564, 569-571  |
| <b>15-1083</b> | ALFA ROMEO                    | 547679* / 547682* / 548135* / 60504718* / 60506536# / 795283*  | 300911 / 302004                              | 20026                 | 14-16, 19, 21   |
| <b>15-1084</b> | SUBARU                        | 28021-AA021* / 28021-AA022* / 28021-AA031* / 28021-AA032* / 28021-AA033* / 28021-AA130* / 28021-AA131* / 28021-AA132* / 28021-AA511* / 28021-AA551* / 28021-AC130* / 28091-AA012*  | 300848# / 301946 / 303870                    | 22175 / 23975         | 652-655   |
| <b>15-1085</b> | NISSAN                        | 30205-13A25* / 39100-01A00* / 39100-01A01* / 39100-02A00* / 39100-03A01* / 39101-01A00* / 39101-01A01* / 39101-02A00* / 39101-03A00* / 39202-13A25*  | 301001# / 302099                             | 21308                 | 395, 403, 406, 409  |
| <b>15-1086</b> | HONDA                         | 44305-SB2-000* / 44305-SB2-010* / 44305-SF4-010* / 44305-SF4-020* / 44305-SF4-900* / 44305-SF4-901* / 44305-SH3-000* / 44305-SH3-010* / 44305-SH3-A21* / 44306-SB2-000* / 44306-SB2-010* / 44306-SF4-010* / 44306-SF4-020* / 44306-SH3-000* / 44306-SH3-010* / 44306-SH3-A21*  | 300989# / 302095 / 302082                    | 20306 / 21385         | 306-308, 314  |
| <b>15-1087</b> | NISSAN                        | 39211-50A00#   | 301004# / 302100                             | 21315                 | 409-410   |
| <b>15-1088</b> | NISSAN                        | 39100-55A00* / 39101-55A00* / 39211-55A00#   | 300924# / 302017                             | 20900                 | 404, 406, 409-410   |
| <b>15-1089</b> | ROVER                         | BAU4851  | 300954# / 302042                             | 20898                 | 591   |
| <b>15-1090</b> | ROVER                         | BAU5439 / BAU5440  | 301032# / 302132                             | 20914                 | 597   |
| <b>15-1091</b> | AUDI                          | 893 407 311D# / 893 498 099B / 893 498 099F / 893 498 099H   | 301951 / 300850#                             | 22551                 | 44-46, 48-50, 52, 54-56, 91, 93-94                                      |
| <b>15-1092</b> | FORD EUROPE / FORD LCV, TRUCK | 6079195 / 79TT3K187BA  | 300965# / 302054                             | 21753                 | 266-267, 294  |
| <b>15-1093</b> | ALFA ROMEO / FIAT / LANCIA    | 60605055# / 7652958# / 7656949# / 7750300# / 82486230#   | 302009 / 300913# / 301054# / 302001 / 302002 | 23830 / 23838 / 21238 | 5-7, 11, 189-194, 225-232, 338  |
| <b>15-1094</b> | FIAT / LANCIA                 | 82413699# / 82443532#  | 302011 / 300917#                             | 21242 / 21325         | 190-194, 345-346  |
| <b>15-1095</b> | FIAT / LANCIA                 | 82449123# / 82480859#  | 300915# / 302009                             | 21227                 | 190-194, 224-232, 339, 345-346  |
| <b>15-1096</b> | AUDI / VOLKSWAGEN             | 171 407 311L# / 191 598 099 / 321 407 311L# / 321 407 311M# / 321 498 099A / 321 498 099B / 321 498 099E / 321 498 099F / 811 498 099F   | 300971# / 302060                             | 20260 / 22773         | 39-44, 46, 53, 91-93, 679, 681-682, 691, 722-723, 730-733, 757-758, 772 |
| <b>15-1097</b> | DAIHATSU                      | 43400-87728* / 43410-87000* / 43410-87710* / 43410-87711* / 43410-87714* / 43410-87715* / 43410-87726* / 43410-87727* / 43410-87728* / 43410-87729* / 43410-87731* / 43410-87732* / 43410-87733* / 43410-87735* / 43420-87000* / 43420-87710* / 43420-87711* / 43420-87726* / 43420-87727* / 43420-87731* / 43420-87735*   | 300867# / 301967                             | 24806                 | 177   |
| <b>15-1098</b> | NISSAN                        | 39100-01E02* / 39100-02E02* / 39101-01E02* / 39101-02E02*  | 302018 / 300925#                             | 24409                 | 392-394, 396, 399, 409  |
| <b>15-1099</b> | HONDA                         | 44305-692-671* / 44306-692-671*  | 302080                                       | 20304                 | 302, 317  |
| <b>15-1100</b> | NISSAN                        | 39100-11A00* / 39100-11A10* / 39100-11A20* / 39100-12A00* / 39100-12A10* / 39100-12A20* / 39100-13A00* / 39100-13A01* / 39100-13A10* / 39100-13A20* / 39100-15A05* / 39100-16R05* / 39101-10A01* / 39101-11A00* / 39101-11A10* / 39101-11A20* / 39101-12A00* / 39101-12A10* / 39101-12A20* / 39101-13A00* / 39101-13A01* / 39101-13A10* / 39101-13A20* / 39101-16R05* / 39205-11A25* / 39301-10A01* / 39301-11A00* / 39301-12A00* / 39301-13A00* / 39301-13A01*  | 302098 / 301000#                             | 20904                 | 395, 399, 403, 406, 408-409, 412  |
| <b>15-1101</b> | HONDA                         | 44305-SB2-982* / 44305-SD2-010* / 44305-SD2-020* / 44305-SD2-040* / 44305-SD2-961* / 44305-SD2-962* / 44305-SD2-963* / 44305-SD2-964* / 44305-SD2-965* / 44305-SE7-050* / 44305-SE7-752* / 44305-SF0-971* / 44305-SF0-972* / 44305-SH3-G21* / 44305-SH3-G23* / 44305-SH3-G25* / 44305-SH3-J00* / 44305-SH3-J01* / 44305-SK7-010* / 44305-SK7-040* / 44306-SB2-982* / 44306-SD2-010* / 44306-SD2-020* / 44306-SD2-030* / 44306-SD2-900* / 44306-SD2-901* / 44306-SD2-903* / 44306-SD2-961* / 44306-SD2-962* / 44306-SD2-963* / 44306-SD2-964* / 44306-SD2-965* / 44306-SE7-782* / 44306-SF0-970* / 44306-SF0-971* / 44306-SF0-973* / 44306-SH3-G22* / 44306-SH3-G24* / 44306-SH3-G26* / 44306-SH3-J00* / 44306-SH3-J01* / 44306-SH3-J10* / 44306-SH3-J11* / 44306-SH9-J00* / 44306-SH9-J01* / 44306-SK7-010* / 44306-SK7-040* | 302088 / 300993# / 302085 / 302086 / 302087  | 20312 / 20311         | 303, 306, 308-309, 313-314, 316, 318                                    |

\* =OE Semiassa/ Driveshaft/ Trasmissione/ Achswelle/ Semieje  
# =OE Giunto senza KIT/ CVJ w/o KIT/ Joint sans Kit/ Gelenk Ohne Satz/ Junta sin Kit

| METELLI<br>ref. | MARCA<br>MAKE                         | ADATTABILE A OES<br>ADAPTABLE FOR OES  | ADATTABILE A<br>ADAPTABLE FOR<br>GKN/LÖBRO   | ADATTABILE A<br>ADAPTABLE FOR<br>SPIDAN | PAGINA<br>PAGE   |
|-----------------|---------------------------------------|--|--|---|--|
| 15-1102         | RENAULT / RENAULT LCV, TRUCK          | 77 01 348 089* / 77 01 348 109* / 77 01 349 769* / 77 01 351 172* / 77 01 351 607* / 77 01 498 775* / 77 01 498 955*   |  |   | 564, 571, 586-588  |
| 15-1103         | ALFA ROMEO / FIAT / LANCIA            | 5929237# / 5929240# / 82301373# / 82333811# / 82362521# / 82362524# / 8236523# / 82428432# / 82439756# / 82440166#   | 302141 / 301997 / 301041# / 300906#          | 21290 / 21307 / 23519                   | 11-12, 190-194, 221, 336-337, 345-347                              |
| 15-1104         | HYUNDAI / MITSUBISHI                  | MB176872* / MB297376* / MB297377* / MB297385* / MB297815* / MB297818* / MB526455* / MB526456* / MB526464* / MB526829*  | 300982# / 302074 / 302589# / 302632 / 303852 | 21382 / 23957 / 24224                   | 322, 324-325, 382-390  |
| 15-1105         | FIAT / FIAT LCV / LANCIA              | 7659169 / 7659169# / 92601903 / 92601903#  | 301980 / 300888#                             | 21329                                   | 184-186, 200, 203, 212-214, 252, 337, 339, 347-348                 |
| 15-1106         | FIAT / FIAT LCV / LANCIA              | 46307080 / 46307080# / 7631082 / 7631082# / 7659161 / 7659161#   | 301978 / 301975 / 300884# / 300887#          | 21224 / 21231 / 21236                   | 184-186, 200, 203, 212-214, 224-231, 252, 337, 339, 347-348        |
| 15-1108         | RENAULT                               | -  |  |   | 565-570  |
| 15-1109         | ALFA ROMEO / FIAT / FIAT LCV / LANCIA | 60810018# / 7646401 / 7646401# / 7698900 / 7698900#  | 300918# / 302007                             | 21232                                   | 1-2, 5-7, 184, 186-187, 213-215, 232, 253, 337-338, 340, 345-346   |
| 15-1110         | ALFA ROMEO / FIAT / FIAT LCV / LANCIA | 60811033# / 7646402 / 7646402# / 7688157 / 7688157#  | 300919# / 302006                             | 21233                                   | 1-2, 5, 23, 25, 184, 186, 213-215, 225, 228, 230-232, 253, 337-340 |
| 15-1111         | AUDI                                  | 893 407 305# / 893 498 099A  | 300846# / 301940                             | 22547                                   | 44-48, 55  |
| 15-1112         | AUDI                                  | 893 407 305N# / 893 498 099M / 895 407 305B# / 895 498 099A / 895 498 099H / 8A0 498 099   | 300853# / 301950                             | 22550                                   | 44-52, 54-57, 91, 93-94  |
| 15-1113         | HONDA                                 | 44305-SA5-623* / 44305-SA5-970* / 44305-SA5-971* / 44305-SB0-010* / 44305-SB0-020* / 44305-SB0-030* / 44305-SB0-970* / 44305-SB0-971* / 44305-SE7-750* / 44305-SF0-621* / 44306-SA5-622* / 44306-SA5-623* / 44306-SA5-660* / 44306-SA5-661* / 44306-SA5-970* / 44306-SA5-971* / 44306-SB0-010* / 44306-SB0-020* / 44306-SB0-030* / 44306-SB0-040* / 44306-SB0-650* / 44306-SB0-651* / 44306-SB0-970* / 44306-SB0-971* / 44306-SE7-780* / 44306-SF0-621* / 44306-SF0-671* | 300992# / 302085 / 302086                    | 20309 / 20310                           | 302, 315-316, 318  |
| 15-1114         | GEO / MARUTI / SUZUKI                 | 44101-60B12* / 44101-60B20* / 44101-60B30* / 44101-62B11* / 44101-62B12* / 44101-62B22* / 44101-63B10* / 44101-63B20* / 44102-60B12* / 44102-60B20* / 44102-60B30* / 44102-62B11* / 44102-62B12* / 44102-62B22* / 44102-63B10* / 44102-63B20* / 44102-63B21* / 44116-60B20* / 44116-60B30*   | 302585# / 302628                             | 21087                                   | 299, 354, 657, 659-660   |
| 15-1115         | DAEWOO                                | 44105-78B00-000  | 302984 / 302985#                             | 20351                                   | 176  |
| 15-1116         | OPEL / OPEL LCV                       | 26032411 / 374218  | 303888 / 302454                              | 21429 / 21822                           | 433-435, 447, 457, 459   |
| 15-1117         | MARUTI / SUZUKI                       | 44101-84012* / 44101-84150* / 44101-84330* / 44101-84331* / 44102-84012* / 44102-84150* / 44102-84330* / 44102-84331*  | 301965                                       | 21081                                   | 354, 656-657   |
| 15-1118         | OPEL                                  | 374213 / 374263 / 90345303 / 90498406  | 302815# / 302861                             | 20181                                   | 419-423, 434, 447-448, 450-451                                     |
| 15-1119         | AUDI                                  | 443 407 311# / 443 498 099D  | 301074# / 302181                             | 22560                                   | 28, 30-33  |
| 15-1120         | CITROËN LCV / FIAT LCV / PEUGEOT LCV  | 1495541080* / 9566722180# / 9566722180*  | 303098 / 303099 / 303096#                    | 20987 / 20986                           | 161-167, 240-247, 508-513  |
| 15-1121         | AUDI                                  | 443 407 305B# / 443 498 099B / 443 498 099C / 4A0 407 305E#  | 301075# / 302182 / 302183                    | 22581 / 22566                           | 28-37, 51-53, 80-81  |

|          |                                      |   |                                     |                       |                                |
|----------|--------------------------------------|---|-------------------------------------|-----------------------|--------------------------------|
| 15-1122  | AUDI                                 | 893 498 099G / 895 407 305# / 895 498 099B  | 301026# / 302129                    | 22544                 | 43-49, 51-52, 55-57            |
| 15-1123  | VOLKSWAGEN LCV                       | 701 407 321B# / 701 498 099   | 300861# / 301963                    | 20595                 | 780-785                        |
| 15-1124  | VOLKSWAGEN LCV                       | 701 407 321C# / 701 498 099A  | 300862# / 301964                    | 20596                 | 780-785                        |
| 15-1125  | FORD EUROPE                          | 6483685 / 92AG3K183BA / 92AG3K187BA   | 301973 / 300881#                    | 23736                 | 263-266, 269-270, 289-290      |
| 15-1126  | ALFA ROMEO                           | 547680* / 795284*   | 300967# / 302055                    | 20025                 | 14-15, 20                      |
| 15-1127  | AUDI                                 | 431 498 099D / 431 498 099F / 437 407 305# / 437 407 311A# / 443 407 305#   | 301052# / 302150                    | 20276                 | 27-32, 35-36, 41-42, 45, 47-48 |
| 15-1128  | AUDI / VOLKSWAGEN                    | 855 407 311# / 855 498 099 / 855 498 099A / 855 498 099B  | 302152 / 301048#                    | 20294                 | 54, 92-93, 732                 |
| 15-1129  | NISSAN                               | 39100-01B01* / 39100-01B02* / 39100-01B05* / 39100-01B11* / 39100-01B15* / 39100-01B60* / 39101-01B00* / 39101-01B05* / 39101-01B15* / 39204-01B28*   | 302034 / 300945#                    | 24433                 | 397                            |
| 15-1130  | DODGE / MITSUBISHI                   | MB620178*   |                                     |                       | 179, 387-388                   |
| 15-1131  | HONDA                                | 44010-SL5-N01* / 44010-SS0-010* / 44010-SS0-030* / 44010-SS0-960* / 44010-SVA-000* / 44011-SL5-N01* / 44011-SS0-010* / 44011-SS0-030* / 44011-SS0-940* / 44011-SS0-N01* / 44011-SS0-N02* / 44011-SS0-N10* / 44011-SV4-N00* / 44305-SF1-915* / 44305-SM4-000* / 44305-SM4-010* / 44305-SM4-020* / 44305-SM4-040* / 44305-SM4-980* / 44305-SM4-981* / 44305-SM4-983* / 44305-SM4-984* / 44306-SF1-916* / 44306-SM4-010* / 44306-SM4-020* / 44306-SM4-040* / 44306-SM4-980* / 44306-SM4-981* / 44306-SM4-983* / 44306-SM4-984*   | 300923# / 302013                    | 22355                 | 303-305, 315, 318-319          |
| 15-1131A | HONDA                                | 44010-SL5-N82* / 44010-SS0-930* / 44010-SS0-981* / 44010-SS0-983* / 44010-SS0-J82* / 44010-SS0-J84* / 44010-SV1-000* / 44010-SV1-950* / 44010-SV4-950* / 44010-SV4-951* / 44010-SV4-N60* / 44011-SL5-N80* / 44011-SS0-930* / 44011-SS0-980* / 44011-SS0-982* / 44011-SS0-J82* / 44011-SS0-J84* / 44011-SS0-N60* / 44011-SS0-N91* / 44011-SV1-N00* / 44011-SV1-N50* / 44011-SV4-J00* / 44011-SV4-J50* / 44011-SV4-N01* / 44011-SV4-N50* / 44305-SF1-975* / 44305-SM1-980* / 44305-SM1-981* / 44305-SM4-950* / 44305-SM4-952* / 44305-SM4-953* / 44305-SM4-954* / 44305-SM4-J80* / 44305-SM4-J81* / 44305-SM4-J83* / 44305-SM4-J84* / 44306-SF1-976* / 44306-SF1-J71* / 44306-SM1-980* / 44306-SM1-981* / 44306-SM4-950* / 44306-SM4-952* / 44306-SM4-953* / 44306-SM4-954* / 44306-SM4-J80* / 44306-SM4-J81* / 44306-SM4-J83* / 44306-SM4-J84* | 300901# / 302014                    | 22352                 | 303-305, 315, 318-319          |
| 15-1132  | CITROËN LCV / FIAT LCV / PEUGEOT LCV | 9566722380*   | 302995 / 302997                     | 20633 / 20634         | 161-166, 240-246, 508-512      |
| 15-1133  | VOLVO                                | 8111303* / 8601100* / 8601101*  | 301028# / 302148 / 302243           | 20934 / 20935 / 20931 | 791-792, 794, 800-802, 804-806 |
| 15-1134  | TOYOTA                               | 43410-20060* / 43410-20070* / 43420-20040* / 43420-20050*   | 302767# / 302791                    | 22313                 | 664-665, 670                   |
| 15-1135  | MAZDA                                | G013-25-500* / G013-25-600* / G023-25-500* / G023-25-600*   | 300897# / 301993                    | 21368                 | 360, 362, 364                  |
| 15-1136  | HOLDEN / NISSAN                      | 39100-60A10* / 39100-65A00* / 39100-65A10* / 39101-60A10* / 39101-65A00* / 39101-65A10*   | 300904# / 302021                    | 24436                 | 300-301, 403-404, 406, 409-410 |
| 15-1137  | MAZDA                                | F013-25-400* / F013-25-600* / F023-25-400* / F023-25-600* / G072-25-500* / G072-25-600*   | 302593# / 302634 / 302635 / 302592# | 24040                 | 357-358, 360-361, 364          |
| 15-1138  | MAZDA                                | -   | 300896# / 301994                    | 21649                 | 357, 363-364                   |
| 15-1139  | PEUGEOT                              | 3272.E0* / 3272.E2* / 3273.L2* / 3273.L4*   | 303431                              | 21094                 | 496-498                        |
| 15-1140  | AUDI                                 | 4A0 407 305A# / 4A0 407 305F# / 4A0 407 311C# / 4A0 498 099B / 4A0 498 099C / 4A0 498 099J  | 300855# / 301953 / 301954           | 22528 / 22541         | 33-34, 79-81                   |
| 15-1141  | FORD AUSTRALIA / MAZDA               | F024-22-510* / F024-22-510A* / F024-22-610* / F024-22-610A* / F024-25-400* / F024-25-600* / F069-22-610C* / FA09-22-510A*   | 301994 / 303326                     | 21175                 | 258-259, 357-358, 364          |
| 15-1142  | CITROËN / PEUGEOT                    | 3272.F5* / 3273.78* / 3273.N2*  | 303407                              | 21077                 | 141-142, 491, 496-498          |
| 15-1143  | SAAB                                 | 9103672   | 301059# / 302163                    | 21160 / 21908         | 599-600                        |
| 15-1144  | SAAB                                 | 4000659   | 301062# / 302167                    | 21909                 | 599-600                        |
| 15-1145  | KIA / MAZDA                          | 105015* / G024-25-500* / G024-25-600*   | 303281                              | 21157                 | 330, 360, 364-365              |

\* =OE Semiasse/ Driveshaft/ Trasmissione/ Achswelle/ Semieje  
# =OE Giunto senza KIT/ CVJ w/o KIT/ Joint sans Kit/ Gelenk Ohne Satz/ Junta sin Kit

| METELLI<br>ref. | MARCA<br>MAKE  | ADATTABILE A OES<br>ADAPTABLE FOR OES   | ADATTABILE A<br>ADAPTABLE FOR<br>GKN/LÖBRO  | ADATTABILE A<br>ADAPTABLE FOR<br>SPIDAN | PAGINA<br>PAGE                     |
|-----------------|--|---|---|---|------------------------------------|
| 15-1146         | MAZDA  | F037-25-500A*   | 302786 / 301996                             | 24008 / 24045                           | 358, 362, 364-365                  |
| 15-1147         | EAGLE / MITSUBISHI / PLYMOUTH                        | MB297991* / MB297992* / MB526972* / MB526973*   | 301984 / 300876#                            | 24215                                   | 181, 384, 388-389, 519             |
| 15-1148         | CHRYSLER USA / DODGE / EAGLE / MITSUBISHI / PLYMOUTH | MB297871* / MB297872* / MB526908* / MB526909*   | 303390# / 303391                            | 20924                                   | 115, 179, 181, 383-384, 388, 519   |
| 15-1149         | SUZUKI   | 44101-64B10* / 44101-64B11* / 44101-64B20* / 44102-64B10* / 44102-64B11* / 44102-64B20* / 44116-64B10*  | 302586# / 302629                            | 21088                                   | 659-660                            |
| 15-1150         | AUDI / VOLKSWAGEN                                    | 183 498 099A / 431 407 311C# / 431 498 099B   | 301089# / 302193                            | 20279                                   | 37-38, 41-42, 96-97, 718           |
| 15-1150A        | AUDI   | 443 498 099   | 302196                                      | 22584                                   | 31, 35-36                          |
| 15-1151         | SUBARU   | 28021-AA051* / 28021-AA052* / 28021-AA053* / 28021-AA150* / 28021-AA151* / 28021-AA152*   | 300929# / 302022                            | 22179                                   | 653                                |
| 15-1152         | ALFA ROMEO / LANCIA                                  | 82489521#   | 301088# / 302190 / 302369# / 302457         | 21336 / 23831                           | 12, 341-342                        |
| 15-1153         | ALFA ROMEO / FIAT / FIAT LCV                         | 60541802 / 60541802# / 60809609#  | 300931# / 302025                            | 23839                                   | 7-8, 23-25, 189-190, 202, 205, 251 |
| 15-1154         | FIAT / LANCIA  | 82466865#   |   |   | 191-192, 194, 346-347              |
| 15-1155         | FIAT / LANCIA  | 82466864#   | 302010 / 300920#                            | 21240                                   | 191-192, 194, 346-347              |
| 15-1156         | FORD EUROPE / FORD LCV, TRUCK                        | 6485414 / 89FG3K187CA   | 301972 / 300880#                            | 23735                                   | 263, 268-270, 289, 294-295         |
| 15-1157         | MAZDA  | B004-25-400A* / B004-25-600A* / F006-25-400* / F006-25-400A* / F006-25-400B* / F006-25-400C* / F006-25-600* / F006-25-600A* / F006-25-600B* / F006-25-600C*   | 300898# / 301995                            | 23077                                   | 355-357                            |
| 15-1158         | SKODA / VOLKSWAGEN LCV                               | 115 420 170 / 115 420 214* / 115 420 217* / 6U0 407 311# / 6U0 498 099 / 6U0 498 099A   | 303001 / 300953# / 302041 / 302317 / 302318 | 20639 / 23152 / 23154 / 23155           | 639-642, 774-775                   |
| 15-1159         | DAIHATSU   | 43410-87103* / 43410-87104* / 43410-87113* / 43410-87114* / 43420-87103* / 43420-87104* / 43420-87113* / 43420-87114*   | 300894# / 301990                            | 24805                                   | 176                                |
| 15-1160         | DAIHATSU   | 43410-87703* / 43410-87706* / 43420-87703* / 43420-87706* / 43470-87780*  | 300935# / 302026                            | 24804                                   | 177                                |
| 15-1161         | DODGE / EAGLE / MITSUBISHI                           | MB525577* / MB526558* / MB526613* / MB526614* / MB526859* / MB526867* / MB526868* / MB526869*   | 300889# / 301982 / 303854                   | 24392 / 24212 / 23959                   | 179, 181, 382, 384, 387            |
| 15-1162         | MITSUBISHI   | -   | 300921# / 302983                            | 24211 / 20637                           | 384                                |
| 15-1163         | NISSAN   | 39100-0M000* / 39100-0M005* / 39100-50Y00* / 39100-51Y00* / 39100-52Y00* / 39100-53Y00* / 39101-0M005* / 39101-50Y00* / 39101-50Y01* / 39101-51Y00* / 39101-52Y00* / 39101-53Y00* / 39211-50Y00#          | 300893# / 301989                            | 24432                                   | 391, 399, 404-408, 410-411         |
| 15-1164         | NISSAN   | 39100-72J20* / 39100-73J00* / 39101-73J00* / 39211-73J25#   | 300891# / 301987                            | 24428                                   | 400                                |
| 15-1165         | NISSAN   | 39100-72J10* / 39100-73J20* / 39101-73J20* / 39211-72J25#   | 300892# / 301988                            | 24429                                   | 400                                |
| 15-1166         | SAAB   | 4103255   | 301094# / 302200                            | 23658                                   | 601                                |
| 15-1167         | SAAB   | 4000642   | 302166 / 301061#                            | 23656                                   | 601                                |
| 15-1168         | SAAB   | 8952905   | 301056# / 302165                            | 23657                                   | 601                                |
| 15-1169         | SAAB   | 4103263   | 301093# / 302201                            | 23659                                   | 601                                |
| 15-1170         | SAAB   | 4002911 / 8963571   | 301057# / 302162                            | 21906                                   | 601                                |
| 15-1171         | FORD BRASIL / KIA / MAZDA                            | B002-25-400B* / B002-25-500* / B002-25-500B* / B002-25-600* / B002-25-600B* / B003-25-400* / B003-25-400C* / B003-25-400D* / B003-25-600* / B003-25-600C* / B003-25-600D* / KK333-25-400* / KK333-25-600* | 300869# / 302982                            | 24006 / 20636                           | 260, 329-330, 354-355              |

|         |                                       |  |                                     |               |   |
|---------|---------------------------------------|--|-------------------------------------|---------------|---|
| 15-1172 | NISSAN                                | 39100-71J00* / 39101-70J00* / 39211-71J25# / 39211-71J27#  | 302015 / 300927#                    | 24430         | 393-394, 400-401  |
| 15-1173 | NISSAN                                | 39100-71J10* / 39101-70J10* / 39211-71J26#   | 302016 / 300928#                    | 24431         | 393-394, 400-401  |
| 15-1174 | AUDI                                  | 441 407 305B# / 4A0 407 305G# / 4A0 407 311B# / 4A0 498 099 / 4A0 498 099D   | 300857# / 300859# / 301957 / 301959 | 22591         | 33-35, 80-82  |
| 15-1175 | CITROËN / CITROËN LCV / PEUGEOT       | 3272.E5* / 3273.E6* / 95656495 / 95656595  | 303434                              | 21097         | 145-148, 151-155, 159, 476-479, 481-482, 489-495  |
| 15-1176 | CITROËN / PEUGEOT                     | 3272.C7* / 96141637*   | 303405                              | 21076         | 138-142, 476-482  |
| 15-1177 | CITROËN / PEUGEOT                     | 3272.02* / 3272.09* / 3272.10* / 3272.11* / 3272.12* / 3273.71* / 3273.79* / 3273.81* / 95615878   | 303474 / 303403                     | 21075 / 21288 | 121-123, 138-140, 145-148, 152-153, 155, 467, 469, 478-480, 482, 488, 490-491, 493-495      |
| 15-1178 | MITSUBISHI                            | -  |                                     |               | 389   |
| 15-1179 | CITROËN / PEUGEOT                     | 3273.K1* / 95653010  | 303536                              | 21581         | 143-144, 504  |
| 15-1180 | CITROËN / PEUGEOT                     | 3272.35* / 3272.N0* / 3273.A6* / 3273.T6* / 95653009   |                                     |               | 143-145, 504-505  |
| 15-1181 | AUDI                                  | 811 407 305A# / 811 498 099A   | 302153 / 301051#                    | 20295         | 54, 92-93   |
| 15-1182 | CITROËN / PEUGEOT                     | 3272.98* / 3272.A1* / 3273.J6* / 3273.J9*  |                                     |               | 141-142, 467, 488   |
| 15-1183 | ALFA ROMEO                            | 60589273*  |                                     |               | 16-17   |
| 15-1184 | LADA / MOSKVICH                       | -  | 302319# / 302794                    | 22996 / 23162 | 332, 335, 390   |
| 15-1185 | AUDI                                  | 893 407 305C# / 893 498 099D   | 301024# / 302061                    | 22542         | 43-44, 46   |
| 15-1186 | LANCIA                                | 7770910#   |                                     |               | 341   |
| 15-1187 | NISSAN                                | 39100-24B00* / 39100-24B10* / 39101-24B00* / 39101-24B10* / 39211-24B00#   |                                     |               | 397   |
| 15-1188 | AUDI                                  | 895 407 305A# / 895 498 099C / 895 498 099D  | 301952 / 300852#                    | 22552         | 51-53   |
| 15-1189 | AUDI / SEAT / SKODA / VOLKSWAGEN      | 1H0 407 311# / 1H0 498 099A / 1J0 407 311C# / 1J0 407 311D# / 357 498 099E / 357 498 099EV / 357 498 099EX   | 302963 / 302942# / 302024 / 300905# | 22627 / 20340 | 58-59, 97, 613, 624-625, 631-633, 642-644, 676-679, 698-699, 704-709, 728-729, 736-737, 771 |
| 15-1190 | SEAT / VOLKSWAGEN / VOLKSWAGEN LCV    | 6N0 407 311# / 6N0 498 099   | 302764# / 302796                    | 23675         | 608-609, 726-727, 747-748, 750, 752-754, 778  |
| 15-1191 | HYUNDAI / MITSUBISHI                  | 49507-28G00* / 49507-28G01* / MB526544* / MB526551* / MB526553* / MB526911*  | 302590# / 302631                    | 24225         | 323, 382, 386   |
| 15-1192 | FORD EUROPE / FORD LCV, TRUCK / MAZDA | 1003550 / 1078675 / 92AG3K183DA / 96AG3K183BB / R98FX3C242BA   | 302867# / 302870 / 300872#          | 20186 / 23738 | 268-271, 290, 293-295, 355  |
| 15-1193 | NISSAN                                | 39100-44B00* / 39100-44B02* / 39100-44B10* / 39100-44B12* / 39101-44B00* / 39101-44B02* / 39101-44B10* / 39101-44B12*  | 303310 / 303308#                    | 20104         | 397   |
| 15-1194 | NISSAN                                | 39100-4F400* / 39101-4F400* / 39211-4F425#   | 303309# / 303311                    | 20099         | 397   |
| 15-1195 | AUDI                                  | 893 407 305G# / 893 498 099L / 8A0 407 305F#   | 300858# / 301960                    | 22639         | 52-53, 56, 91, 94   |
| 15-1196 | NISSAN                                | 39100-41B00* / 39100-41B05* / 39100-41F100* / 39100-41F400* / 39100-45B00* / 39100-4F100* / 39101-41B00* / 39101-41B05* / 39101-41F100* / 39101-41F400* / 39101-45B00* / 39101-4F100* / 39211-4F125# | 303307 / 303305#                    | 20079 / 20085 | 397   |
| 15-1197 | NISSAN                                | 39211-4F126#   | 303306 / 303304#                    | 20094 / 20090 | 397   |
| 15-1198 | FORD EUROPE / FORD LCV, TRUCK         | 1079587 / 6485415 / 92AG3K183M / 92AG3K187M  | 300900# / 302455                    | 23610         | 263-265, 290, 293   |
| 15-1199 | HYUNDAI / MITSUBISHI                  | MB526402* / MB526403*  |                                     |               | 324, 384, 388   |

\* =OE Semiasse/ Driveshaft/ Trasmissione/ Achswelle/ Semieje  
# =OE Giunto senza KIT/ CVJ w/o KIT/ Joint sans Kit/ Gelenk Ohne Satz/ Junta sin Kit



| METELLI<br>ref. | MARCA<br>MAKE  | ADATTABILE A OES<br>ADAPTABLE FOR OES  | ADATTABILE A<br>ADAPTABLE FOR<br>GKN/LÖBRO | ADATTABILE A<br>ADAPTABLE FOR<br>SPIDAN | PAGINA<br>PAGE  |
|-----------------|--|--|--|---|---|
| 15-1200         | FORD EUROPE  | 1023247 / 1079583 / 6757622 / 96BG3B413ABB   | 302857# / 303085                           | 20979 / 20072                           | 284-286   |
| 15-1201         | FORD EUROPE  | 1023250 / 1079584 / 7024787 / 7024788 / 96BG3B413AAB   | 302856# / 303084                           | 20070 / 20978                           | 283-286   |
| 15-1202         | FORD EUROPE  | 7294547 / 93BG3B413BE  | 303085                                     |   | 284-285   |
| 15-1203         | AUDI   | 431 498 099C / 437 407 305A# / 437 407 311# / 443 498 099A   | 302197 / 301090# / 302194                  | 20283                                   | 31, 35-36, 41-42, 96-97   |
| 15-1204         | RENAULT  | 77 01 349 874* / 77 01 349 880* / 77 01 349 938* / 77 01 351 479* / 77 01 351 480* / 77 01 351 484* / 77 01 351 571* / 77 01 351 572*  | 303433                                     | 21096                                   | 522, 539, 562-564   |
| 15-1205         | ROVER  | BAU5466  | 300962# / 302051 / 302052                  | 20753 / 20915                           | 590, 598-599  |
| 15-1206         | CITROËN / PEUGEOT  | 3272.E4* / 3273.L5* / 95643689   | 303430                                     | 21093                                   | 121-123, 467, 488-495   |
| 15-1207         | LEXUS / TOYOTA   | 43410-20240* / 43410-20241* / 43420-20190* / 43420-20191*  | 302814 / 302761#                           | 20136                                   | 354, 662-663, 666, 672  |
| 15-1208         | CITROËN / PEUGEOT  | 3272.83* / 3273.G9* / 96141635* / 96164213*  | 303435                                     | 21098                                   | 138-140, 151, 154, 476, 479-480                                     |
| 15-1209         | FIAT / FIAT LCV / LANCIA   | 46307082 / 46307082#   | 303103# / 303111                           | 20991                                   | 200, 203, 214-215, 253, 337   |
| 15-1210         | ALFA ROMEO / FIAT / FIAT LCV / LANCIA                                    | 46307083 / 46307083#   | 303104# / 303112                           | 20992                                   | 1, 200, 203, 214-215, 253, 337                                      |
| 15-1211         | ALFA ROMEO / FIAT / FIAT LCV / LANCIA                                    | 46307032 / 46307032# / 46307171 / 46307171# / 60812753# / 60813096#  | 303109# / 303113 / 303117                  | 20997 / 20993                           | 1-3, 5-6, 186-187, 201-204, 213-214, 253, 340                       |
| 15-1212         | ALFA ROMEO / FIAT / FIAT LCV / LANCIA                                    | 46307034 / 46307034# / 46307169 / 46307169# / 60812760#  | 303110# / 303114 / 303118                  | 20994 / 20998                           | 1-3, 5-6, 23, 25, 184, 186-187, 189-190, 201-204, 213-214, 253, 340 |
| 15-1213         | FIAT / FIAT LCV  | 60812880 / 60812880#   | 302370# / 302456                           | 23844                                   | 202, 205, 251   |
| 15-1214         | FIAT   | 46429632#  | 303116                                     | 20996                                   | 187, 202, 204   |
| 15-1215         | PROTON   | 2081207 / MB896742*  | 300951# / 302076                           | 20184                                   | 520-521   |
| 15-1216         | PEUGEOT  | 3272.E3* / 3272.F6* / 3273.L1*   | 303432                                     | 21095                                   | 476-482, 496-498  |
| 15-1219         | AUDI   | 443 407 305C# / 443 498 099E   | 302155 / 301053#                           | 22572                                   | 28, 30-32   |
| 15-1220         | HONDA / ROVER  | 44011-SK3-E00* / GVC1069   | 300960# / 302049                           | 20892                                   | 313, 592, 594   |
| 15-1221         | ROVER  | GVC1053  | 300958# / 302047                           | 20890                                   | 591, 594  |
| 15-1222         | CITROËN / CITROËN LCV / FIAT / FIAT LCV / LANCIA / PEUGEOT / PEUGEOT LCV | 9619947580 / 9619947580# / 9619947580* / 9619947588# / 9619947588* / 9619947680# / 9619947680* / 9619947688# / 9619947688* / 9621456388# / 9621456388* / 9621456488# / 9621456488* | 304799                                     | 24526                                   | 134-135, 168-169, 232-233, 254-255, 350, 505-506, 514               |
| 15-1223         | LADA   | 2121-2215012   | 301030# / 302130                           | 20698                                   | 332-333   |
| 15-1224         | CITROËN / CITROËN LCV / FIAT / FIAT LCV / LANCIA / PEUGEOT / PEUGEOT LCV | 9617408188# / 9617408188* / 9617408288# / 9617408288*  | 304816                                     | 24543                                   | 134-135, 160, 168, 233-234, 254-255, 351, 506-507, 514              |
| 15-1225         | FIAT LCV   | 7758266#   | 303267                                     | 21146                                   | 249   |
| 15-1226         | FIAT / LANCIA  | 46307094#  | 302452 / 302587#                           | 21247                                   | 184-185, 214, 339   |



|         |   |  |                                     |                       |   |
|---------|---|--|-------------------------------------|-----------------------|---|
| 15-1227 | FIAT / LANCIA   | 46307107# / 46307108#  | 302453 / 302588#                    | 21248                 | 184-185, 214, 339                                   |
| 15-1228 | ZAZ   | -  | 300950# / 302039                    | 23159                 | 809   |
| 15-1229 | VOLKSWAGEN LCV  | 701 407 321E# / 701 407 321G# / 701 498 099C   | 303451 / 302362# / 302447           | 21946 / 22901         | 781-787   |
| 15-1230 | VOLKSWAGEN LCV  | 701 407 321D# / 701 498 099B   | 303450 / 302446 / 302363#           | 21945 / 22900         | 781-787   |
| 15-1231 | FIAT / FIAT LCV   | 46307122# / 7078573#   | 303187# / 303266                    | 21145                 | 207-208, 249  |
| 15-1232 | FIAT / FIAT LCV   | 46307121#  | 303186# / 303265                    | 21144                 | 207-208, 249  |
| 15-1233 | FORD BRASIL   | BD5M3W427A   |                                     |                       | 259-260   |
| 15-1234 | DAEWOO / PONTIAC  | 26013813 / 510734  | 302801# / 302803                    | 21482                 | 172, 174-176, 520                                   |
| 15-1235 | BUICK / CADILLAC / CHEVROLET USA / OLDSMOBILE / PONTIAC | 7837075 / 7842037 / 7843919 / 7845024  |                                     |                       | 106-108, 111-112, 416, 519-520                      |
| 15-1236 | CITROËN LCV / FIAT LCV / PEUGEOT LCV                    | 9567582280# / 9567582280*  | 302995# / 302997 / 302998           | 20633 / 20634         | 161-167, 240-247, 508-513                           |
| 15-1237 | AIXAM   | -  |                                     |                       | 1   |
| 15-1239 | AUDI / SKODA / VOLKSWAGEN                               | 8D0 407 305G# / 8D0 498 099 / 8D0 498 099B   | 300841# / 301955                    | 22681 / 24910         | 63-67, 82-85, 648, 738-739, 741                     |
| 15-1240 | FIAT / FIAT LCV   | 46307047 / 46307047# / 46307420 / 46307420#  | 303188# / 303267                    | 21146                 | 207-208, 249  |
| 15-1241 | AUDI / SEAT / SKODA / VOLKSWAGEN                        | 1J0 498 099 / 1J0 498 099A   | 302962 / 302941# / 302961           | 20338 / 20339         | 58-59, 624-625, 632, 642-644, 676-678, 705-707, 728 |
| 15-1242 | HONDA / ROVER   | 44011-SK3-E10*   | 302050                              | 20893                 | 313, 594  |
| 15-1243 | CITROËN   | 96995952   |                                     | 20066                 | 117, 136  |
| 15-1244 | ALFA ROMEO / FIAT / LANCIA                              | 46307246# / 60815021#  | 303196# / 303275                    | 21154                 | 2, 8-10, 202, 204, 342                              |
| 15-1245 | ALFA ROMEO / FIAT / FIAT LCV / LANCIA                   | 46307309 / 46307309# / 46307901 / 46307901#  | 303115 / 303193# / 303272           | 20995 / 21151 / 22214 | 8-10, 22-23, 187, 202, 204, 223, 256, 342           |
| 15-1246 | NISSAN  | 39210-F4125*   |                                     |                       | 407   |
| 15-1247 | SUBARU  | 28021-AA003* / 28021-AA011* / 28021-AA012* / 28021-AA013* / 28021-AA160* / 28021-AA161* / 28021-AA162* / 28021-AA481* / 28021-AA491* / 28021-AA511* / 28021-AA541* / 28021-AA551* / 28021-AC090* / 28021-AC170* / 28021-AC171* / 28021-AC190* / 28021-AC280* / 28021-AC281* / 28091-AA094* | 300895# / 301991                    | 22177                 | 652-655   |
| 15-1248 | NISSAN  | 39100-0M301* / 39100-0M900* / 39100-0M905* / 39100-60Y00* / 39100-60Y05* / 39100-61Y06* / 39100-62Y05* / 39100-63Y00* / 39100-63Y01* / 39101-0M301* / 39101-0M900* / 39101-0M905* / 39101-60Y00* / 39101-60Y05* / 39101-61Y07* / 39101-62Y05* / 39101-63Y00* / 39101-63Y01* / 39211-60Y00# | 300902# / 302789 / 302019 / 302765# | 24434 / 24439         | 390-392, 399, 404-408, 410-412                      |
| 15-1249 | NISSAN  | 39100-05E02* / 39100-10E02* / 39100-16E00* / 39100-16E02* / 39100-26E00* / 39100-85E00* / 39100-85E10* / 39100-D5600* / 39100-D5610* / 39101-05E02* / 39101-10E02* / 39101-16E00* / 39101-16E02* / 39101-26E00* / 39101-85E00* / 39101-85E10* / 39101-D5600* / 39101-D5610*                | 302770# / 302793                    | 24440                 | 391-395, 409  |
| 15-1250 | HONDA   | 44011-SE0-406*   | 300843# / 301944                    | 22350                 | 302-303   |
| 15-1251 | HONDA   | -  | 303839 / 300890# / 301986           | 22353 / 23944         | 309-310   |
| 15-1252 | SUZUKI  | 44101-71C10* / 44101-71C30* / 44101-71C31* / 44101-71C40* / 44101-71C41* / 44114-63B60*  | 303004                              | 21090                 | 660   |
| 15-1253 | TOYOTA  | 43410-10020* / 43410-10030* / 43410-10040* / 43410-10050* / 43410-10060* / 43410-10090* / 43410-10130* / 43420-10020* / 43420-10030* / 43420-10060* / 43420-10090* / 43420-10130* / 43460-19086*   | 302760# / 302785                    | 22312                 | 672-673   |

| METELLI<br>ref. | MARCA<br>MAKE                         | ADATTABILE A OES<br>ADAPTABLE FOR OES   | ADATTABILE A<br>ADAPTABLE FOR<br>GKN/LÖBRO | ADATTABILE A<br>ADAPTABLE FOR<br>SPIDAN | PAGINA<br>PAGE  |
|-----------------|---------------------------------------|---|--|---|---|
| 15-1254         | FORD AUSTRALIA / MAZDA                | F004-25-500A* / F004-25-500B* / F004-25-500C* / F004-25-600A* / F004-25-600B* / F004-25-600C* / F020-25-600*  | 302368# / 302787                           | 24046                                   | 258-259, 356-357  |
| 15-1255         | HONDA                                 | 44010-S04-J01* / 44010-SR1-003* / 44010-SR1-901* / 44010-SR3-020* / 44010-SR3-030* / 44010-SR3-040* / 44010-SR3-901* / 44010-SR3-902* / 44010-SR3-903* / 44010-SR3-952* / 44010-ST7-900* / 44011-S04-J01* / 44011-SR3-020* / 44011-SR3-030* / 44011-SR3-040* / 44011-SR3-901* / 44011-SR3-902* / 44011-SR3-903* / 44011-SR3-952* / 44011-ST7-900* |  |   | 309-311, 314-315  |
| 15-1256         | MAZDA LCV                             | M070-22-510* / M070-22-510A* / M070-25-500C* / M070-25-500D* / M070-25-600A* / M070-25-600B*  |  |   | 365   |
| 15-1257         | ALFA ROMEO                            | 60559887*   | 300912# / 302005                           | 23834                                   | 17  |
| 15-1258         | ALFA ROMEO / FIAT / FIAT LCV / LANCIA | 46307241 / 46307241# / 46307398 / 46307398# / 60515370# / 60815227#   | 303271 / 303192#                           | 21150                                   | 1-5, 10, 23, 25, 184, 186-187, 201-204, 206, 215-217, 251, 253, 342 |
| 15-1259         | PEUGEOT                               | 3272.06* / 3273.75*   | 303400# / 303401                           | 21074                                   | 495, 497  |
| 15-1260         | HONDA / ROVER                         | 44305-SD9-013* / 44305-SH9-000* / 44305-SH9-003*  | 303971                                     | 22952                                   | 306, 308-309, 592, 594  |
| 15-1261         | FORD BRASIL / KIA / MAZDA             | B005-25-400* / B005-25-400D* / B005-25-600* / B005-25-600D*   | 302757# / 302783                           | 24048                                   | 260, 329-330, 355   |
| 15-1262         | NISSAN                                | -   |  |   | 407   |
| 15-1263         | CITROËN / PEUGEOT                     | 3273.E1*  | 303537                                     | 21582                                   | 143-144, 504  |
| 15-1264         | CITROËN / PEUGEOT                     | 3272.60* / 3272.N1*   |  |   | 143-144, 504-505  |
| 15-1265         | NISSAN                                | 326461* / 326462* / 326582* / 39210-Y02G0*  | 303091                                     | 20983                                   | 412   |
| 15-1266         | SUZUKI                                | 44101-60G20* / 44101-60G22*   | 303127# / 303128                           | 21007                                   | 657   |
| 15-1267         | AUDI / SKODA / VOLKSWAGEN             | 4D0 498 099 / 4D0 598 099 / 8D0 407 305J#   | 300856# / 301962 / 301961                  | 22763 / 22804 / 24912                   | 66-69, 82-85, 89, 647-648, 739-742                                  |
| 15-1268         | FORD USA / MAZDA                      | G560-22-510A* / G560-25-500A* / G560-25-600A* / G568-22-510A* / G568-22-510B* / G568-25-500* / G568-25-500A* / G568-25-600* / G568-25-600A* / G568-25-600B* / G572-25-500* / G572-25-600* / G576-22-510A* / G576-25-500* / G576-25-600*   | 302763# / 302788                           | 24047                                   | 298-299, 362-363, 365   |
| 15-1269         | SAAB                                  | 4242236 / 4399325   | 302371# / 302459                           | 23639                                   | 600-602   |
| 15-1270         | ROVER                                 | GCV1075   | 301034# / 302134                           | 20894                                   | 592, 594-595  |
| 15-1271         | TOYOTA                                | 43410-10070* / 43410-10071* / 43420-10070* / 43420-10071*   |  |   | 673   |
| 15-1272         | VOLVO                                 | 34331017*   | 300969# / 302058                           | 20826                                   | 789-791   |
| 15-1273         | VOLVO                                 | 34349050*   | 302057 / 300968#                           | 20812                                   | 789-791   |
| 15-1274         | SUBARU                                | 7232-51001* / 7232-51011* / 7232-91130* / 7232-91140* / 7232-91300* / 7232-91301* / 7232-91310* / 7232-91311*   | 300868# / 301969                           | 22174                                   | 653   |
| 15-1275         | NISSAN / NISSAN LCV                   | 39100-60Y10* / 39100-60Y15* / 39100-61Y16* / 39100-62Y00* / 39100-62Y10* / 39100-62Y15* / 39100-63Y10* / 39100-63Y11* / 39101-60Y10* / 39101-60Y15* / 39101-61Y17* / 39101-62Y00* / 39101-62Y10* / 39101-62Y15* / 39101-62Y16* / 39101-63Y11* / 39101-63Y15* / 39211-60Y10#   | 303336 / 303337#                           | 21188                                   | 391-392, 399, 404-408, 410-413, 416                                 |
| 15-1276         | NISSAN                                | 335712*   | 302766# / 302790                           | 24438                                   | 396, 412  |
| 15-1277         | AUDI                                  | 447 407 305# / 447 498 099  | 301096# / 302204 / 302203                  | 22568                                   | 31, 33, 36-37   |
| 15-1278         | MAZDA                                 | -   |  |   | 361   |

|          |  |  |                                     |               |   |
|----------|--|--|-------------------------------------|---------------|---|
| 15-1279  | DAEWOO                                   | 510418 / 96160589  |                                     |               | 172, 175-176                                      |
| 15-1280  | CHEVROLET / DAEWOO / DAEWOO LCV          | 93741015 / 96273571  | 303338# / 303339                    | 21189         | 110-111, 174, 176                                 |
| 15-1281  | CITROËN                                  | 3273.Z8*   |                                     |               | 140-142   |
| 15-1282  | PEUGEOT                                  | 3272.S5* / 3273.Y7*  |                                     |               | 498-499   |
| 15-1283  | FORD EUROPE / FORD LCV, TRUCK            | 1003548 / 1078670  | 302869# / 302872                    | 20188         | 264, 267-268, 270, 283, 295                       |
| 15-1284  | HONDA / ROVER                            | 44340-SN7-315* / GCV1112# / GCV1117#   | 302137 / 302138 / 301038# / 301037# | 20918 / 20919 | 305, 596  |
| 15-1285  | RENAULT                                  | 77 01 469 363*   |                                     |               | 522   |
| 15-1286  | CITROËN LCV                              | -  |                                     |               | 159   |
| 15-1287  | OPEL / OPEL LCV                          | 374002 / 90538427  | 303358 / 303342#                    | 21195         | 424-425, 450-451, 456                             |
| 15-1288  | ROVER                                    | GCV1119 / TFB000110#   | 303481                              | 21538         | 595   |
| 15-1289  | OPEL / OPEL LCV                          | 374003 / 90538595  |                                     |               | 425-426, 452, 454, 456                            |
| 15-1289A | OPEL / OPEL LCV                          | 374262 / 90498412  | 302816# / 302863                    | 20183         | 420, 451-452, 456                                 |
| 15-1290  | OPEL                                     | 26060700 / 374346  |                                     |               | 424   |
| 15-1291  | FORD USA / MAZDA                         | G053-25-500* / G053-25-500B* / G053-25-600* / G053-25-600C* / G063-25-500* / G063-25-500A* / G063-25-600* / G063-25-600A* / G564-22-510A* / G564-22-610A* / G564-2-510A* / G564-25-500* / G564-25-600* / G570-22-510A* | 302769# / 302792                    | 24044         | 298, 361-363, 365                                 |
| 15-1292  | PEUGEOT                                  | 3272.S6* / 3273.Y9*  | 303419                              | 21078         | 499-500   |
| 15-1293  | NISSAN                                   | 39100-50Y10* / 39100-51Y10* / 39100-52Y10* / 39100-53Y10* / 39101-50Y10* / 39101-50Y11* / 39101-51Y10* / 39101-52Y10* / 39101-53Y10* / 39211-50Y10#  |                                     |               | 391, 399, 404-405, 407-408, 410-411               |
| 15-1294  | DAIHATSU                                 | 43420-87721* / 43420-87722* / 43420-87725* / 43420-87730* / 43460-87F86* / 43470-87F88* / 43470-87F89*   | 302759# / 302784                    | 24813         | 177   |
| 15-1295  | DAIHATSU                                 | 43410-87717* / 43410-87718* / 43410-87722* / 43410-87725* / 43410-87730* / 43420-87717* / 43420-87718*   | 300864# / 301968                    | 24807         | 177   |
| 15-1296  | FIAT / FIAT LCV / LANCIA                 | 46307557 / 46307557# / 46307889 / 46307889#  | 303189# / 303268                    | 21147         | 199-200, 215-216, 222, 250, 253, 343-344, 348-350 |
| 15-1297  | ALFA ROMEO                               | 46307308#  | 303191# / 303270                    | 21149         | 13-14   |
| 15-1298  | MERCEDES BENZ / MERCEDES BENZ LCV, TRUCK | 000 330 00 36* / 000 330 15 85*  | 303095 / 302854#                    | 20176 / 20985 | 371-372, 375-376                                  |
| 15-1299  | ROVER                                    | GCV1118  |                                     |               | 595   |
| 15-1300  | ALFA ROMEO / LANCIA                      | 46307299# / 60815163#  | 303194# / 303273                    | 21152         | 13-14, 341-342                                    |
| 15-1301  | HONDA                                    | 44011-S04-951* / 44011-S0A-951*  | 303320 / 303840                     | 21178 / 23945 | 311   |
| 15-1302  | CITROËN / CITROËN LCV / PEUGEOT LCV      | 3272.Y3*   | 303475                              | 21289         | 119, 146-149, 156, 517                            |
| 15-1303  | ROVER                                    | GCV1088 / TFB000090#   | 303480                              | 21537         | 591-593, 598                                      |
| 15-1304  | MAZDA                                    | F025-25-400* / F025-25-600*  |                                     |               | 358   |
| 15-1304A | MAZDA                                    | F039-22-510B* / F039-25-510B* / F069-25-600B*  |                                     |               | 358   |
| 15-1305  | NISSAN                                   | 39210-X08R0*   |                                     |               | 412   |
| 15-1306  | ALFA ROMEO / FIAT / FIAT LCV / LANCIA    | 46307234 / 46307234# / 60815368#   | 303190# / 303269                    | 21148         | 1, 185, 200, 203, 205, 251, 342                   |
| 15-1307  | OPEL                                     | -  |                                     |               | 421-423   |
| 15-1308  | AUDI                                     | 893 498 099P / 8A0 407 305G#   | 302184 / 301029#                    | 22748         | 51-53, 64-66, 68-69                               |
| 15-1309  | FIAT / LANCIA                            | 46307394 / 46307394#   |                                     |               | 184, 348  |
| 15-1310  | RENAULT                                  | 77 01 352 471*   |                                     |               | 544-555   |
| 15-1311  | DAEWOO                                   | 510736 / 96243573 / 96257802   | 303172# / 303174                    | 21027         | 172-176   |

\* =OE Semiasse/ Driveshaft/ Trasmissione/ Achswelle/ Semieje

# =OE Giunto senza KIT/ CVJ w/o KIT/ Joint sans Kit/ Gelenk Ohne Satz/ Junta sin Kit

| METELLI<br>ref. | MARCA<br>MAKE                   | ADATTABILE A OES<br>ADAPTABLE FOR OES  | ADATTABILE A<br>ADAPTABLE FOR<br>GKN/LÖBRO | ADATTABILE A<br>ADAPTABLE FOR<br>SPIDAN | PAGINA<br>PAGE         |
|-----------------|---------------------------------|--|--|---|------------------------|
| 15-1312         | NISSAN                          | 39100-1C100* / 39100-2J205* / 39100-50R00* / 39100-50R10* / 39100-61E00* / 39100-62E00* / 39100-64E05* / 39100-65J00* / 39100-70N00* / 39100-70N05* / 39100-71N04* / 39100-71N05* / 39100-74N00* / 39100-80E00* / 39100-80E05* / 39100-D4600* / 39101-2J205* / 39101-50R00* / 39101-50R10* / 39101-61E00* / 39101-62E00* / 39101-65J00* / 39101-65J05* / 39101-70N00* / 39101-70N05* / 39101-72N00* / 39101-74N00* / 39101-75N00* / 39101-80E00* / 39101-80E05* / 39101-D4600* / 39211-32R00# / 39211-65J00# | 303859                                     | 23964                                   | 393-394, 396, 401, 408 |
| 15-1313         | AUDI                            | 893 498 099C   | 300851# / 301949                           | 22548                                   | 56                     |
| 15-1314         | NISSAN                          | -  |  |   | 403, 405, 409          |
| 15-1315         | NISSAN                          | 39100-64Y00* / 39100-64Y05* / 39101-64Y00* / 39101-64Y05* / 39211-64Y00#   | 300903# / 302020                           | 24435                                   | 399, 405, 408, 411     |
| 15-1316         | RENAULT                         | 77 01 349 955* / 77 01 351 995* / 77 01 352 001*   |  |   | 535-538, 540, 573-574  |
| 15-1318         | SUBARU                          | -  |  |   | 653                    |
| 15-1319         | SUBARU                          | 28091-KA390* / 28091-KA400* / 28091-KA410* / 28091-KA420* / 28091-KA480* / 28091-KA490* / 28091-KA540*   | 303871                                     | 23976                                   | 655                    |
| 15-1320         | SUBARU                          | 28021-KA440* / 28021-KA450* / 28021-KA570* / 28021-KA580*  | 303989                                     | 22970                                   | 655                    |
| 15-1321         | NISSAN                          | 39100-64Y10* / 39100-64Y15* / 39101-64Y10* / 39101-64Y15* / 39211-64Y10#   |  |   | 399, 405, 408, 411     |
| 15-1322         | PROTON                          | MB937965*  |  |   | 521                    |
| 15-1323         | NISSAN                          | 39100-73N00* / 39101-73N00* / 39101-73N01*   | 303126 / 302638 / 303123                   | 21005 / 21006 / 24437                   | 396, 399, 401, 409     |
| 15-1324         | NISSAN                          | -  |  |   | 395                    |
| 15-1325         | LEXUS / TOYOTA                  | 43410-33040* / 43420-33040*  | 302799# / 302860                           | 20178                                   | 354, 663               |
| 15-1326         | TOYOTA                          | 43420-33030* / 44410-33030*  |  |   | 663                    |
| 15-1328         | FORD USA / MAZDA                | G054-25-500A* / G054-25-600C* / G064-25-500* / G064-25-500A* / G064-25-600* / G064-25-600A* / G570-25-500* / G570-25-500A*   | 302977 / 302978#                           | 24051                                   | 298, 361-363, 365      |
| 15-1329         | MITSUBISHI                      | MB526437* / MB526438* / MB526914* / MB620034* / MB620957* / MB837261* / MB837262* / MB837263* / MB837264* / MB837265* / MB837641* / MB837642* / MB886230* / MB936359* / MB936778* / MB936779* / MR111060* / MR111061* / MR165842*  | 303388 / 300877# / 301985                  | 20323 / 24216                           | 382, 384-385, 387      |
| 15-1330         | DODGE                           | 326807   |  |   | 180                    |
| 15-1332         | MITSUBISHI / PROTON             | MB896525* / MB896526* / MB937996* / MR111854 / MR111854*   | 301983 / 300875#                           | 24214                                   | 385, 387, 521          |
| 15-1333         | DAIHATSU                        | 43410-87223* / 43410-87225* / 43410-87226* / 43410-87242* / 43420-87223* / 43420-87225* / 43420-87226*   | 302366# / 302450                           | 24810                                   | 178                    |
| 15-1334         | TOYOTA                          | 43410-03010*   | 303278                                     | 21155                                   | 663                    |
| 15-1335         | MAZDA                           | -  | 302763# / 303849                           | 23954                                   | 362-363                |
| 15-1336         | RENAULT                         | 77 01 351 948*   |  |   | 535-538, 540, 573-574  |
| 15-1337         | HONDA                           | -  |  |   | 309, 314               |
| 15-1339         | TOYOTA                          | 43410-32181* / 43410-32182* / 43410-33010* / 43420-20291* / 43420-20292* / 43420-20430* / 43420-20431* / 43420-33010*  | 302814 / 302761#                           | 20136                                   | 662                    |
| 15-1340         | DAIHATSU                        | 43410-87242*   | 302367# / 302451                           | 24811                                   | 178                    |
| 15-1341         | LADA                            | 11110-2215012  |  |   | 333                    |
| 15-1343         | BUICK                           | -  |  |   | 106-107                |
| 15-1344         | BUICK / CHEVROLET USA / PONTIAC | -  |  |   | 106-107, 111-112, 519  |

|         |  |  |                           |               |                            |
|---------|--|--|---------------------------|---------------|----------------------------|
| 15-1346 | TOYOTA   | 43410-12131* / 43410-12260* / 43410-12270* / 43410-12350* / 43410-12420* / 43410-12430* / 43410-20151* / 43410-20341* / 43410-20440* / 43410-20450* / 43420-12091* / 43420-12250* / 43420-12260* / 43420-20111* / 43420-20121* / 43420-20281* / 43460-19276* / 43470-19216*  | 300878# / 301992          | 22311         | 664-665, 668-671           |
| 15-1347 | TOYOTA   | 43410-12191* / 43410-12260* / 43410-12420* / 43410-20151* / 43410-20444* / 43420-12161* / 43420-12250* / 43420-20111* / 43420-20121* / 43460-19365* / 43470-19316*   | 303866 / 304322           | 23683 / 23971 | 664-665, 668-671           |
| 15-1348 | NISSAN   | 39211-2F025#   | 303379# / 303380          | 20232         | 401-402                    |
| 15-1349 | NISSAN   | 39211-2F225#   | 303447                    | 21531         | 401-402                    |
| 15-1350 | MAZDA  | G024-25-500A* / G024-25-500B* / G024-25-600A*  |                           |               | 358                        |
| 15-1351 | TOYOTA   | 43410-12181* / 43410-12211* / 43410-12320* / 43410-12360* / 43410-12400* / 43410-12401* / 43410-12420* / 43410-20110* / 43410-20111* / 43410-20221* / 43410-20222* / 43410-20291* / 43410-20311* / 43410-20420* / 43410-20530* / 43410-20540* / 43410-20720* / 43410-20721* / 43410-32140* / 43410-32141* / 43410-42020* / 43410-42023* / 43420-12150* / 43420-12151* / 43420-12310* / 43420-12370* / 43420-20161* / 43420-20171* / 43420-20172* / 43420-20221* / 43420-20241* / 43420-20380* / 43420-20490* / 43420-20491* / 43420-32120* / 43420-32121* / 43420-32122* / 43420-42020* / 43420-42023* | 303587 / 301992           | 21765         | 664, 667-668, 671-672      |
| 15-1352 | TOYOTA   | 43410-02040* / 43410-02070* / 43420-02040* / 43420-02070*  |                           |               | 664, 668                   |
| 15-1353 | RENAULT  | 360113KTX*   | 302994                    | 20356         | 573                        |
| 15-1354 | FORD EUROPE  | 1129668 / 1134142* / 1361301* / 1602947* / 3652045* / 3652047* / 3667428* / 3667429*   | 303332 / 303333# / 303385 | 20322 / 21184 | 272-274, 279               |
| 15-1355 | BUICK / OLDSMOBILE                                       | Velcon: 326542   |                           |               | 106, 416                   |
| 15-1356 | CHRYSLER / CHRYSLER USA / DODGE / DODGE TRUCK / PLYMOUTH | Velcon: 326300   |                           |               | 113-115, 178-181, 518-519  |
| 15-1357 | MERCURY  | Velcon: 325641   |                           |               | 377                        |
| 15-1358 | FIAT   | 46307322#  |                           |               | 185, 200, 202              |
| 15-1359 | DAIHATSU   | 43410-87234* / 43420-87234*  |                           |               | 178                        |
| 15-1360 | SUZUKI   | 44101-80E21* / 44102-80E21*  | 303179                    | 21031         | 656, 659-660               |
| 15-1361 | SUZUKI   | 44101-80E00* / 44101-80E01* / 44102-80E00* / 44102-80E01* / 44102-M72F12*  | 303179 / 303178           | 21030         | 656, 659-660               |
| 15-1362 | SUZUKI   | -  | 302980#                   |               | 656, 660                   |
| 15-1364 | FORD EUROPE  | 1074308 / 1117155 / 98AG3K183BA / 98AX3C242DA  | 303436                    | 21099         | 266                        |
| 15-1365 | SUZUKI   | 44101-60G00* / 44101-60G01* / 44101-60G10* / 44102-60G00*  | 303740 / 303741           | 22937 / 22936 | 656-657                    |
| 15-1366 | ROVER  | GCV1076 / TDJ10016#  | 302133                    | 20889         | 593                        |
| 15-1367 | MERCEDES BENZ  | 168 360 18 72* / 168 360 31 72* / 168 360 33 72*   | 303876 / 303880           | 22258 / 22262 | 367                        |
| 15-1368 | VOLVO  | 8601102* / 8601103* / 9122919* / 9122920*  | 301078# / 302192          | 20930         | 792-795, 800-803, 805-806  |
| 15-1369 | VOLVO  | 34303966*  | 301043# / 302142          | 20827         | 789-791                    |
| 15-1370 | HYUNDAI  | 49507-29A00* / 49508-29A00*  |                           |               | 323                        |
| 15-1371 | OPEL LCV / RENAULT LCV, TRUCK                            | 77 00 102 978* / 77 00 102 980* / 77 00 102 998* / 77 00 102 999*  |                           |               | 462-463, 584               |
| 15-1372 | MAZDA  | F079-22-610A   | 303182# / 303184          | 21034         | 358, 364                   |
| 15-1373 | MERCEDES BENZ / MERCEDES BENZ LCV, TRUCK                 | 638 334 23 34*   | 303381# / 303382          | 20228         | 371-372, 375               |
| 15-1374 | FIAT / FIAT LCV  | 46307572 / 46307572# / 46307913 / 46307913# / 46308205 / 46308205#   | 303914                    | 22203         | 195-196, 236               |
| 15-1375 | AUDI / SKODA / VOLKSWAGEN                                | 3B0 498 099 / 3B0 498 099A / 3B0 498 099D / 8D0 407 305Q#  | 303605                    | 21812         | 63-67, 647, 738-741        |
| 15-1376 | VOLVO  | 3433105*   | 302143 / 301044#          | 20828         | 789-791                    |
| 15-1377 | AUDI / VOLKSWAGEN  | 8D0 407 305H# / 8D0 498 099C   | 300840# / 301956          | 22747         | 67-69, 82-84, 739, 741-742 |

\* =OE Semiasse/ Driveshaft/ Trasmissione/ Achswelle/ Semieje  
# =OE Giunto senza KIT/ CVJ w/o KIT/ Joint sans Kit/ Gelenk Ohne Satz/ Junta sin Kit

| METELLI<br>ref. | MARCA<br>MAKE                             | ADATTABILE A OES<br>ADAPTABLE FOR OES   | ADATTABILE A<br>ADAPTABLE FOR<br>GKN/LÖBRO | ADATTABILE A<br>ADAPTABLE FOR<br>SPIDAN | PAGINA<br>PAGE  |
|-----------------|---|---|--|---|---|
| 15-1378         | NISSAN LCV / RENAULT / RENAULT LCV, TRUCK | 77 00 110 484*  |  |   | 414, 523-526,<br>532-534, 578-582                         |
| 15-1380         | SUZUKI                                    | 44010-60A20# / 44101-60A10* / 44101-60A20* / 44102-60A10* / 44102-60A20*                | 300871# / 301970                           | 21082                                   | 660   |
| 15-1381         | AUDI / SKODA / VOLKSWAGEN                 | 3B0 498 099B / 8D0 407 305M#  | 303409                                     | 21091 / 24917                           | 67, 647, 739-740  |
| 15-1382         | PEUGEOT                                   | 3272.3C*  | 303473 / 303930 / 303933                   | 20300 / 22270                           | 470-471   |
| 15-1383         | ROVER                                     | GCV1146 / TFB000140#  | 303486                                     | 21543                                   | 593   |
| 15-1384         | MAZDA                                     | -   | 303181# / 303183                           | 21033                                   | 358   |
| 15-1385         | VOLVO                                     | 30871328*   | 303527                                     | 21759                                   | 796-797   |
| 15-1387         | FIAT / FIAT LCV / LANCIA                  | 46307914 / 46307914#  | 303607                                     | 22213                                   | 187-188, 197, 223,<br>237, 257, 340-341                   |
| 15-1388         | FIAT / FIAT LCV                           | 46307887 / 46307887#  | 303608                                     | 22212                                   | 188, 223-224, 256   |
| 15-1389         | FORD EUROPE / SEAT / VOLKSWAGEN           | 1007695 / 1084716 / 7M0 498 099   | 303509                                     | 21572                                   | 279-280, 605-606,<br>763-764                              |
| 15-1390         | OPEL                                      | 374068  |  |   | 426   |
| 15-1391         | OPEL                                      | 374423  |  |   | 426   |
| 15-1392         | TOYOTA                                    | 43470-59015*  |  |   | 673   |
| 15-1393         | TOYOTA                                    | 43410-20320* / 43410-20321* / 43420-20270* / 43420-20271* / 43470-29216* / 43470-29218* |  |   | 666   |
| 15-1394         | OPEL / SUZUKI                             | 44101-83E50* / 4700644 / 4701110  | 304459                                     | 24112                                   | 416-417, 661  |
| 15-1395         | DAEWOO                                    | 96243575 / 96257801   | 303910                                     | 22197                                   | 174-175   |
| 15-1396         | FIAT / FIAT LCV / FORD EUROPE             | 1546264 / 46307886# / 46308735  | 303921                                     | 22252                                   | 183, 187, 197,<br>210-211, 222-223,<br>237, 252, 256, 283 |
| 15-1397         | AUDI                                      | 6Q0 498 099   | 303556                                     | 21586                                   | 57  |
| 15-1398         | KIA                                       | 0K202-25-400* / 0K202-25-600*   | 302968# / 302969                           | 24049                                   | 330-331   |
| 15-1399         | HONDA / ROVER                             | 44305-S74-E51* / GCV1123 / TFB000070#   | 303487                                     | 21544                                   | 311, 595-596  |
| 15-1400         | OPEL / OPEL LCV                           | 374368  | 303890                                     | 21800                                   | 435-436, 459-460  |
| 15-1401         | DAEWOO                                    | 96257803  | 303892                                     | 21824                                   | 173   |
| 15-1402         | DAEWOO                                    | 96257804  |  |   | 173   |
| 15-1403         | SKODA / SKODA LCV / VOLKSWAGEN            | 6Q0 498 099C  | 303555                                     | 21585                                   | 635-636, 649-650, 681                                     |
| 15-1404         | MITSUBISHI                                | MB837426*   | 303393# / 303394                           | 20926                                   | 385, 389  |
| 15-1405         | KIA                                       | -   | 303120 / 303093#                           | 21002                                   | 329-330   |
| 15-1406         | HYUNDAI                                   | 49507-02A10* / 49507-29A10* / 49508-29A10*  | 303874                                     | 20689                                   | 320-321   |
| 15-1407         | CITROËN / CITROËN LCV                     | 3272.EN* / 3272.ES*   | 303928                                     | 22268                                   | 123-125, 160  |
| 15-1408         | ROVER                                     | GCV1122# / TFB000060#   |  |   | 595-596   |
| 15-1409         | FIAT                                      | 46307516#   |  |   | 207   |
| 15-1410         | FIAT / FIAT LCV                           | 46307367 / 46307367#  | 304900                                     | 24629 / 21230                           | 222, 256  |
| 15-1411         | FIAT                                      | 46307617#   |  |   | 206, 208  |
| 15-1412         | OPEL                                      | 374351  | 304458                                     | 24111                                   | 450-451   |
|                 |   |   |  |   |   |

|         |   |   |                  |               |  |
|---------|---|---|------------------|---------------|--|
| 15-1413 | AUDI / SEAT / SKODA / SKODA LCV / VOLKSWAGEN                  | 6Q0 498 099D  | 303556           | 21586         | 57, 614, 621-623, 636-638, 646-647, 650, 754-756                   |
| 15-1414 | AUDI / SEAT / SKODA / SKODA LCV / VOLKSWAGEN / VOLKSWAGEN LCV | 6Q0 498 099E  | 303557           | 21587         | 57-58, 609, 614, 621-623, 636-638, 646-647, 650, 681, 755-757, 777 |
| 15-1415 | SEAT / SKODA / VOLKSWAGEN                                     | 6Q0 498 099F  | 304436           | 24089         | 614, 622, 637, 756   |
| 15-1416 | FIAT / FIAT LCV   | 46307406 / 46307406#  |                  |               | 206-207, 257   |
| 15-1417 | FORD EUROPE   | 4106372 / 4106377*  | 303743           | 21449         | 287  |
| 15-1418 | ALFA ROMEO  | 46307685#   | 303609           | 20208         | 4  |
| 15-1419 | FIAT / FIAT LCV   | 46307906#   | 303916           | 22208         | 183, 195-196, 207, 237, 257  |
| 15-1420 | FIAT / OPEL   | 1603233 / 374471* / 374472* / 374473* / 374474* / 71740557# / 9186552* / 9186553* | 304380           | 23798         | 194-195, 446, 452-453  |
| 15-1422 | RENAULT   | 77 01 352 133*  |                  |               | 535-538, 540, 551-552, 575   |
| 15-1423 | HONDA   | 44014-S1A-E01   | 304734           | 24461         | 305  |
| 15-1424 | HONDA   | 44014-SAB-N21   | 304683           | 24371         | 316  |
| 15-1425 | HONDA   | 44014-S6D-G50   |                  |               | 311-312  |
| 15-1426 | HONDA   | 44014-S6D-E01   | 304699           | 24387         | 312  |
| 15-1427 | HONDA   | 44014-S6F-E01   | 304701           | 24389         | 312  |
| 15-1428 | AUDI / SEAT / SKODA / VOLKSWAGEN                              | 1J0 498 099E  | 303551           | 21522         | 58-59, 97, 624-625, 633, 643, 676-678, 706, 708-709                |
| 15-1429 | FORD EUROPE / FORD LCV, TRUCK / MAZDA                         | 1142787 / 1142787* / Y402-25-500* / Y402-25-600*                                  |                  |               | 272, 279, 295, 355   |
| 15-1430 | FORD EUROPE   | 1142788*  |                  |               | 272, 279   |
| 15-1431 | ROVER   | GCV1181# / TDJ100580#   | 303476           | 21533         | 596  |
| 15-1432 | FORD EUROPE   | 1148219*  |                  |               | 271-272, 279   |
| 15-1434 | MERCEDES BENZ   | -   | 303882 / 303878  | 22264 / 22260 | 367  |
| 15-1435 | AUDI / SEAT   | 8E0 407 305A# / 8E0 407 305D# / 8E0 498 099 / 8E0 498 099D                        | 304331           | 23693         | 69-75, 83, 614   |
| 15-1436 | AUDI  | 4D0 407 305B# / 8E0 498 099A  | 304333 / 305119  | 23695 / 24860 | 69-73  |
| 15-1437 | OPEL / OPEL LCV   | 374377 / 374377#  | 304596           | 24280         | 435-437, 443-444, 447, 458, 460                                    |
| 15-1438 | CHRYSLER  | 4511435* / 4641960AA* / 4660288AB* / 4808883*                                     |                  |               | 114  |
| 15-1439 | OPEL  | 1603251#  | 304390           | 23991         | 444  |
| 15-1440 | ALFA ROMEO / LANCIA   | 46307742 / 46307924 / 46307924# / 60802000  | 303195# / 303274 | 21153         | 8-10, 22, 342-343  |
| 15-1441 | AUDI / SKODA / VOLKSWAGEN                                     | 8D0 498 099D / 8D0 498 099E   | 301961 / 300856# | 22763         | 67, 83-84, 648, 738-741  |
| 15-1442 | NISSAN  | 39211-AY125#  | 304729           | 24456         | 397-398  |
| 15-1443 | NISSAN  | 39211-AY625#  | 305241           | 24992         | 398  |
| 15-1444 | FORD EUROPE / SEAT / VOLKSWAGEN                               | 1111900 / 7M0 498 099A  | 303511           | 21574         | 279-280, 605-606, 763-764  |
| 15-1445 | NISSAN  | 39211-AW325#  |                  |               | 403  |
| 15-1446 | CITROËN / CITROËN LCV / PEUGEOT LCV                           | 3272.FP* / 3272.Z7*   |                  |               | 118-119, 147, 149-150, 156-157, 517                                |

\* =OE Semiasse/ Driveshaft/ Trasmission/ Achswelle/ Semieje

# =OE Giunto senza KIT/ CVJ w/o KIT/ Joint sans Kit/ Gelenk Ohne Satz/ Junta sin Kit



| METELLI<br>ref. | MARCA<br>MAKE                                       | ADATTABILE A OES<br>ADAPTABLE FOR OES  | ADATTABILE A<br>ADAPTABLE FOR<br>GKN/LÖBRO | ADATTABILE A<br>ADAPTABLE FOR<br>SPIDAN | PAGINA<br>PAGE   |
|-----------------|---|--|--|---|--|
| 15-1447         | TOYOTA  | 43470-59065* / 43470-59115*  | 303323 / 303324                            | 21186                                   | 673  |
| 15-1448         | LANCIA  | 51704100#  |  |   | 350  |
| 15-1449         | ALFA ROMEO / CITROËN LCV / FIAT / FIAT LCV / LANCIA | 3272.ZP* / 46308067# / 46308518 / 46308518# / 46308524* / 51783824* / 51787180* / 51808107*                    | 304964                                     | 24693                                   | 24, 169, 198-200, 211, 217, 249-250, 253, 343, 350, 508  |
| 15-1450         | TOYOTA  | 43410-52070* / 43420-52070* / 43460-59045* / 43470-59045*  | 304703                                     | 24391                                   | 674  |
| 15-1451         | OPEL / OPEL LCV                                     | 374403 / 374403*   | 304391                                     | 23992                                   | 437, 443-444, 447, 458   |
| 15-1452         | OPEL / OPEL LCV                                     | 1603261 / 93187468   | 304388                                     | 23989                                   | 436, 444, 460  |
| 15-1453         | NISSAN LCV / OPEL LCV / RENAULT LCV, TRUCK          | 4401720* / 82 00 169 281* / 82 00 169 285* / 82 00 169 288* / 82 00 178 618* / 82 00 178 624* / 82 00 196 277* | 303437 / 303438                            | 20712 / 20713                           | 413-414, 461-463, 583-585  |
| 15-1454         | MINI  | 31 60 7 514 479*   | 304706                                     |   | 377  |
| 15-1455         | CITROËN / CITROËN LCV / PEUGEOT                     | 3272.1X* / 3272.8W* / 3273.AC*   | 303936                                     | 22276                                   | 128-129, 160, 483-484  |
| 15-1456         | CITROËN / PEUGEOT                                   | 3272.5X* / 3272.KY* / 3272.LA* / 3273.AH* / 3273.KL* / 3273.KP*  | 303936                                     | 22276                                   | 128, 473, 482-484, 507   |
| 15-1457         | FIAT / FIAT LCV / FORD EUROPE                       | 1546263 / 46308000 / 46308000#   | 304653                                     | 24341                                   | 183, 209-210, 252, 283   |
| 15-1458         | FIAT / FIAT LCV / LANCIA                            | 46308020#  |  |   | 199, 250, 343  |
| 15-1460         | TOYOTA  | 43410-59050* / 43420-59050* / 43470-59025*   | 303896                                     | 21845                                   | 673  |
| 15-1462         | AUDI / SEAT / SKODA / VOLKSWAGEN / VOLKSWAGEN LCV   | 1K0 407 311G# / 1K0 498 099A   | 304327 / 305245                            | 23689                                   | 60, 606-607, 626, 633, 644-645, 710-712, 714, 767, 775   |
| 15-1463         | AUDI / SEAT / SKODA / VOLKSWAGEN / VOLKSWAGEN LCV   | 1K0 407 311J# / 1K0 498 099B / 8J0 498 099   | 304329                                     | 23691                                   | 59-62, 95, 97-98, 607-608, 626-627, 633-634, 644-646, 648-649, 680-681, 710-718, 724-726, 742-745, 762, 764-768, 775-776 |
| 15-1465         | SEAT / VOLKSWAGEN                                   | 1K0 407 311F# / 1K0 498 099D   | 304325                                     | 23687                                   | 606, 608, 626, 710, 713, 715   |
| 15-1466         | VOLKSWAGEN  | 6X0 498 099  | 304814                                     | 24541                                   | 727, 748, 753  |
| 15-1467         | AUDI / SEAT / SKODA / VOLKSWAGEN / VOLKSWAGEN LCV   | 1K0 407 311H# / 1K0 407 311L# / 1K0 498 099 / 1K0 498 099C / 1K0 498 099E                                      | 304327                                     | 23689                                   | 60-63, 98, 606-607, 625-626, 633-634, 644-646, 648-649, 680, 710-718, 724-728, 742, 744, 762, 764-768, 775-776           |
| 15-1468         | PEUGEOT   | 3272.5P* / 3273.6Y*  |  |   | 500-501  |
| 15-1469         | CITROËN / PEUGEOT                                   | 3272.GE* / 3272.GG* / 3273.EG*   |  |   | 131-132, 501-502, 507  |
| 15-1470         | PEUGEOT   | 3272.GL* / 3273.GC*  |  |   | 502-503, 505   |
| 15-1471         | HYUNDAI   | 49500-17150* / 49501-17150*  |  |   | 323  |
| 15-1472         | MAZDA   | FA59-22-510 / FA59-22-510A / FA61-22-510A / GD23-22-510A   | 303365# / 303369                           | 21197                                   | 359, 365   |
| 15-1473         | MAZDA   | FA58-22-510 / FA58-22-510B   | 303366# / 303370                           | 21198                                   | 358-359  |
| 15-1474         | MAZDA   | GD17-22-510  | 303367# / 303371                           | 21199                                   | 363  |

|          |  |   |                 |               |   |
|----------|--|---|-----------------|---------------|---|
| 15-1475  | NISSAN   | 39211-BM726#  | 304803          | 24530         | 391-392                                   |
| 15-1476  | NISSAN   | 39211-BM527#  | 304820          |               | 391                                       |
| 15-1477  | NISSAN   | 39211-5M427#  | 304809          | 24536         | 392                                       |
| 15-1478  | VOLKSWAGEN LCV                                   | 7H0 407 321A# / 7H0 407 321B# / 7H0 498 099   | 303993          | 23979         | 776-777, 788                              |
| 15-1479  | VOLKSWAGEN LCV                                   | 7H0 407 321# / 7H0 407 321C# / 7H0 407 321D# / 7H0 498 099A / 7H0 498 099B  | 303995          | 23981         | 777, 788                                  |
| 15-1480  | MINI   | 31 60 7 518 237* / 31 60 7 518 238*   | 304704          | 24392         | 377-378                                   |
| 15-1481  | FIAT / FIAT LCV                                  | 46307366#   |                 |               | 208, 257                                  |
| 15-1483  | TOYOTA   | 43460-09490* / 43470-09740*   |                 |               | 662                                       |
| 15-1484  | TOYOTA   | 43460-09270* / 43470-09480* / 43470-09560*  | 304827          | 24554         | 661-662                                   |
| 15-1485  | TOYOTA   | 43460-49146* / 43470-49226*   |                 |               | 662                                       |
| 15-1486  | SAAB   | 5390489#  | 304893          | 24622         | 603-604                                   |
| 15-1487  | SAAB   | 5232897#  |                 |               | 602-604                                   |
| 15-1488  | FORD LCV, TRUCK                                  | 1329584* / 1329586* / 4490557* / 4501957* / 4515857*  | 305346          | 25123         | 296                                       |
| 15-1489  | FORD LCV, TRUCK                                  | 4512587*  | 305346          | 25123         | 295-296                                   |
| 15-1490  | FORD LCV, TRUCK                                  | 1501263 / 4512586* / 4512588*   | 305358          |               | 295-296                                   |
| 15-1493  | FIAT / FIAT LCV                                  | 46307710 / 46307710# / 46307877#  | 303920 / 303918 | 22214 / 22251 | 223-224, 257                              |
| 15-1494  | CITROËN / FIAT / LANCIA / PEUGEOT                | 9645248980*   |                 |               | 132, 160, 234, 344, 507                   |
| 15-1495  | FIAT / LANCIA                                    | 1485695080* / 9645249280*   |                 |               | 234, 344                                  |
| 15-1496  | CITROËN / PEUGEOT                                | 3272.FT* / 3273.CY*   |                 |               | 129, 484                                  |
| 15-1498  | CITROËN / PEUGEOT                                | 3272.HR* / 3273.HH*   |                 |               | 124, 126, 464                             |
| 15-1499  | PEUGEOT  | 3272.HP* / 3273.HF*   |                 |               | 464                                       |
| 15-1500  | PEUGEOT  | 3272.HW* / 3273.HN*   |                 |               | 464                                       |
| 15-1501  | DACIA / DACIA LCV / RENAULT / RENAULT LCV, TRUCK | 39100-0153R* / 39101-5451R* / 60 01 548 720* / 82 00 261 838* / 82 00 264 664* / 82 00 264 667* / 82 00 264 668* / 82 00 356 803* / 82 00 358 163* / 82 00 358 164* / 82 00 408 418* / 82 00 432 514* / 82 00 511 122* / 82 00 511 220* / 82 00 613 827* / 82 00 618 501* / 82 00 623 794* / 82 00 690 053* |                 |               | 170-172, 528, 531, 544, 555-556, 559, 585 |
| 15-1502  | RENAULT / RENAULT LCV, TRUCK                     | 82 00 261 840* / 82 00 261 841* / 82 00 482 435* / 82 00 482 436* / 82 00 511 225* / 82 00 557 125* / 82 00 559 377* / 82 00 661 507*   |                 |               | 526-528, 530, 558-559, 579-580, 585-586   |
| 15-1503  | RENAULT / RENAULT LCV, TRUCK                     | 82 00 341 698* / 82 00 378 880* / 82 00 482 429* / 82 00 684 084*   |                 |               | 526, 528, 530-531, 558-559, 579, 585      |
| 15-1504  | OPEL / OPEL LCV                                  | 1603273 / 374671  | 304384          | 23985         | 426-430, 455-456                          |
| 15-1505  | OPEL / OPEL LCV                                  | 1603274 / 374672  | 304386          | 23987         | 427-429, 455-457                          |
| 15-1506  | OPEL / OPEL LCV                                  | 13296187 / 1603234 / 1603275 / 374843   | 304383          | 23984         | 427-430, 438, 455, 457                    |
| 15-1506A | OPEL   | 1603234 / 93173410  | 304383          | 23984         | 446-447, 453-454                          |
| 15-1506B | FIAT   | 46308230#   | 304697          | 24385         | 194-195                                   |
| 15-1507  | MITSUBISHI / SMART                               | 3815A201* / 454 330 11 01* / MR582021* / MR582022* / MR980747* / MR980748*  |                 |               | 382-383, 651                              |
| 15-1508  | NISSAN   | 39211-AU325#  |                 |               | 402                                       |
| 15-1509  | NISSAN   | 39211-AV625# / 39211-BU125#   |                 |               | 392, 403                                  |
| 15-1510  | FORD EUROPE                                      | 1302515* / 1359663* / 1437541* / 1493015  | 304983          | 24711         | 260, 272-278                              |
| 15-1511  | FORD EUROPE                                      | 4166906#  |                 |               | 274                                       |
| 15-1512  | CHRYSLER   | 4641883AA* / 4641883AC*   |                 |               | 114                                       |
| 15-1513  | TOYOTA   | 43470-09500*  | 303894          | 21843         | 661                                       |

\* =OE Semiasse/ Driveshaft/ Trasmissione/ Achswelle/ Semieje  
# =OE Giunto senza KIT/ CVJ w/o KIT/ Joint sans Kit/ Gelenk Ohne Satz/ Junta sin Kit

| METELLI<br>ref. | MARCA<br>MAKE  | ADATTABILE A OES<br>ADAPTABLE FOR OES  | ADATTABILE A<br>ADAPTABLE FOR<br>GKN/LÖBRO | ADATTABILE A<br>ADAPTABLE FOR<br>SPIDAN | PAGINA<br>PAGE  |
|-----------------|--|--|--|---|---|
| 15-1514         | ROVER  | GCV1194 / TDJ100590#   | 303482                                     | 21539                                   | 596-597   |
| 15-1515         | CITROËN / PEUGEOT  | 3272.JZ* / 3273.JS*  | 305360                                     |   | 123, 466  |
| 15-1518         | KIA  | KK388-22-510* / KK388-22-610*  |  |   | 330   |
| 15-1519         | RENAULT  | 82 00 198 016* / 82 00 436 366*  |  |   | 531, 556-557, 576-577                                 |
| 15-1520         | MINI   | 31 60 7 518 261*   | 304706                                     | 24394                                   | 377-378   |
| 15-1522         | RENAULT  | 77 11 134 777* / 77 11 134 778* / 82 00 079 912* / 82 00 079 913* / 82 00 169 176* / 82 00 470 129*    |  |   | 541-543   |
| 15-1523         | RENAULT  | 82 00 327 707* / 82 00 575 489* / 82 00 575 490*   |  |   | 531, 576  |
| 15-1524         | HYUNDAI  | 49500-2D012* / 49501-2D012*  |  |   | 321   |
| 15-1525         | MAZDA  | GD36-22-610* / GD36-25-60XA* / GD36-25-60XB* / GD38-22-510A* / GD38-25-50XA*                           | 304312 / 304691                            | 23676 / 24379                           | 359   |
| 15-1527         | CHEVROLET / DAEWOO   | 96348782* / 96348783* / 96391554 / 96391555  | 303898                                     | 21847                                   | 108-109, 173  |
| 15-1528         | CITROËN / PEUGEOT / TOYOTA   | 3272.JY* / 3273.JR* / 43460-09C80* / 43470-09C90*  | 305154                                     | 24895                                   | 123, 466, 662   |
| 15-1530         | CHEVROLET / DAEWOO   | 96348790* / 96391550 / 96391551  | 305302 / 303900                            | 21865                                   | 108-109, 173  |
| 15-1531         | VOLKSWAGEN   | 6QE 498 099B   | 304624                                     | 24308                                   | 681   |
| 15-1533         | VOLKSWAGEN / VOLKSWAGEN LCV  | 6QE 498 099  |  |   | 681, 777  |
| 15-1535         | MAZDA  | GG29-25-500A* / GG29-25-50XA*  |  |   | 355   |
| 15-1536         | TOYOTA   | 43030-28010* / 43410-42120* / 43420-13030* / 43420-42050* / 43420-42140* / 43460-49106* / 43470-49196* | 305299                                     |   | 669, 672  |
| 15-1537         | LAND ROVER   | TDJ100470#   | 303412                                     | 20604                                   | 352-353   |
| 15-1538         | VOLVO  | 36000519* / 8602577* / 8603794* / 9463378*   | 303526                                     | 21299                                   | 793-795, 798-803, 805-808                             |
| 15-1539         | TOYOTA   | 43410-05330* / 43410-05340* / 43420-05150* / 43420-05240* / 43460-09601* / 43470-09A14*                | 304693                                     | 24381                                   | 662, 669  |
| 15-1540         | SUZUKI   | 44101-67D00* / 44101-67D01* / 44102-67D00*   | 305307                                     |   | 658, 661  |
| 15-1541         | HYUNDAI  | 49500-1C050* / 49500-1C060*  | 304695                                     | 24383                                   | 321-322   |
| 15-1542         | NISSAN LCV / RENAULT / RENAULT LCV, TRUCK                                | 77 00 111 918* / 82 00 064 731* / 82 00 236 110* / 82 00 535 798* / 82 00 535 800*                     |  |   | 414-415, 524, 532-535, 545-547, 552-555, 575, 581-582 |
| 15-1543         | HYUNDAI  | 49500-26561* / 49501-26410* / 49501-26411*   |  |   | 324   |
| 15-1544         | TOYOTA   | 43410-02250* / 43420-02280* / 43460-09621* / 43470-09A15*  | 304823                                     | 24550                                   | 669-670   |
| 15-1545         | HYUNDAI  | 49500-1C250* / 49500-1C260*  | 303904                                     | 21977                                   | 322   |
| 15-1546         | CITROËN / CITROËN LCV / FIAT / FIAT LCV / LANCIA / PEUGEOT / PEUGEOT LCV | 1481451080* / 1481452080* / 3272.9C* / 3272.GY* / 3273.3Q* / 3273.GQ*                                  | 304818                                     | 24545                                   | 135, 169, 233, 255, 351, 506, 514-515                 |
| 15-1547         | AUDI / VOLKSWAGEN  | 6E0 407 311# / 6E0 498 099   |  |   | 57, 726   |
| 15-1548         | KIA  | 0K30A-22-510* / 0K30A-22-610*  |  |   | 330   |
| 15-1549         | NISSAN LCV / OPEL LCV / RENAULT LCV, TRUCK                               | 4413397* / 4430547* / 82 00 069 147* / 82 00 334 338* / 82 00 485 589*                                 | 303934                                     | 22274                                   | 415, 463-464, 589-590                                 |
| 15-1550         | ALFA ROMEO / FIAT / LANCIA   | 46308070# / 60802035#  | 304811                                     | 24538                                   | 3-5, 22, 200, 343-344                                 |
| 15-1551         | AUDI / SEAT  | 8E0 498 099C / 8E0 498 099E / 8E0 498 099F   | 304335 / 305119                            | 23697 / 24860                           | 70-76, 615, 621                                       |
| 15-1552         | AUDI   | 4F0 498 099A   | 304952                                     | 24681                                   | 86-88, 90   |
| 15-1553         | CITROËN  | 3272.EH* / 3272.EJ* / 3273.GZ*   |  |   | 131   |
| 15-1555         | OPEL / SUZUKI  | 44101-85E50* / 44102-85E50* / 4707438  |  |   | 417, 661  |

|         |   |   |                 |               |   |
|---------|---|---|-----------------|---------------|---|
| 15-1557 | TOYOTA  | 43410-0D020* / 43410-0D080* / 43410-0D150* / 43420-0D020* / 43420-0D080* / 43420-0D150* / 43460-09530* / 43470-09780* | 304728          | 24455         | 673-674   |
| 15-1558 | CITROËN / CITROËN LCV / PEUGEOT LCV           | 3272.6W* / 3273.9Z*   |                 |               | 118-119, 145-146, 148-150, 155-156, 516-517                   |
| 15-1560 | CITROËN / PEUGEOT                             | 3272.EQ* / 3272.EX* / 3272.HY* / 3272.KW*   |                 |               | 124-126, 464, 472-473   |
| 15-1561 | CITROËN                                       | 3272.FW* / 3273.EA*   |                 |               | 123-124   |
| 15-1562 | FORD EUROPE                                   | 1322209* / 1322221*   |                 |               | 273   |
| 15-1563 | FORD EUROPE                                   | 1345638* / 1474807* / 1475135*  | 305176          | 24927         | 273-277   |
| 15-1564 | FORD EUROPE                                   | 1306055* / 1360389* / 1493004* / 1493012* / 1702519* / 1702527*   | 305174          | 24925         | 260, 272-273, 277-278   |
| 15-1565 | FORD LCV, TRUCK                               | 1328359* / 4602016*   |                 |               | 296-297   |
| 15-1566 | FORD EUROPE                                   | 1357739*  |                 |               | 278   |
| 15-1568 | PEUGEOT                                       | 3272.CS* / 3273.CS*   |                 |               | 470   |
| 15-1569 | PEUGEOT                                       | 3272.AH* / 3273.OY*   |                 |               | 471-472   |
| 15-1570 | KIA   | 49500-07010* / 49500-07060*   |                 |               | 329   |
| 15-1571 | PEUGEOT                                       | 3272.0E* / 3273.1J*   | 303432          | 21095         | 477-482   |
| 15-1572 | PEUGEOT                                       | 3272.AE* / 3273.AL*   | 303933          | 22273         | 471   |
| 15-1573 | RENAULT                                       | 77 00 111 914* / 77 00 111 916* / 77 00 112 116* / 82 00 110 754*   |                 |               | 545, 547-549, 551-552, 554, 575-576                           |
| 15-1574 | RENAULT                                       | 82 00 014 111* / 82 00 035 673*   |                 |               | 541-543   |
| 15-1576 | RENAULT                                       | 82 00 079 915* / 82 00 169 177* / 82 00 436 848* / 82 00 436 849* / 82 00 467 679* / 82 00 470 131*                   |                 |               | 530, 542-543  |
| 15-1577 | RENAULT                                       | 82 00 375 537* / 82 00 375 538* / 82 00 432 516*  |                 |               | 576   |
| 15-1579 | RENAULT                                       | 82 00 216 519* / 82 00 216 523* / 82 00 432 517* / 82 00 843 879* / 82 00 934 409*                                    |                 |               | 531, 576, 579   |
| 15-1580 | RENAULT                                       | 82 00 285 909* / 82 00 436 365*   |                 |               | 556-557   |
| 15-1585 | CITROËN / CITROËN LCV / PEUGEOT / PEUGEOT LCV | 3272.FG* / 3272.KL* / 3272.LE* / 3272.LG* / 3272.LP* / 3273.KR*   | 304939          | 24668         | 118, 127, 129, 133, 150, 156, 473-474, 485-487, 503, 507, 516 |
| 15-1588 | CITROËN                                       | 3272.4T* / 3273.8G*   |                 |               | 130-131   |
| 15-1590 | MERCEDES BENZ                                 | 169 360 15 72* / 169 360 29 72* / 169 360 43 72* / 169 360 44 72* / 169 360 83 72*                                    | 304831 / 304832 | 24558 / 24559 | 368-370   |
| 15-1592 | FIAT / FIAT LCV / OPEL / OPEL LCV             | 1603405 / 1603406 / 46308322 / 46308322# / 46308707 / 93190188  | 304611          | 24295         | 183, 198, 250, 437-438, 460                                   |
| 15-1593 | ALFA ROMEO / FIAT / FIAT LCV / OPEL           | 1603411# / 46308337 / 46308337# / 93190193#   | 304613          | 24297         | 24, 197-198, 211-212, 250, 437-438                            |
| 15-1594 | FIAT / OPEL                                   | 1603403 / 26119537 / 51733777#  |                 |               | 197, 437  |
| 15-1595 | ALFA ROMEO                                    | 46308235# / 46308710# / 46308798#   | 305364          | 25141         | 11, 21, 26  |
| 15-1596 | ALFA ROMEO                                    | 46308266#   |                 |               | 11, 21, 26  |
| 15-1597 | ALFA ROMEO                                    | 46308276#   | 305366          | 25143         | 10-11   |
| 15-1599 | OPEL / SAAB                                   | 12793840# / 1603291   |                 |               | 446, 453-454, 602-603   |
| 15-1600 | NISSAN  | 39211-2Y070#  | 304821          | 24548         | 412   |
| 15-1601 | ALFA ROMEO / FIAT                             | 71745011#   |                 |               | 25, 198, 212  |
| 15-1602 | SUZUKI  | 44101-62J90* / 44102-62J90*   |                 |               | 660   |
| 15-1603 | MAZDA   | FG01-25-500D* / FR01-25-60X*  | 305300          |               | 355   |

\* =OE Semiasse/ Driveshaft/ Trasmissione/ Achswelle/ Semieje

# =OE Giunto senza KIT/ CVJ w/o KIT/ Joint sans Kit/ Gelenk Ohne Satz/ Junta sin Kit

| METELLI<br>ref. | MARCA<br>MAKE  | ADATTABILE A OES<br>ADAPTABLE FOR OES   | ADATTABILE A<br>ADAPTABLE FOR<br>GKN/LÖBRO | ADATTABILE A<br>ADAPTABLE FOR<br>SPIDAN | PAGINA<br>PAGE                       |
|-----------------|--|---|--|---|--------------------------------------|
| 15-1604         | MERCEDES BENZ  | 169 360 39 72* / 169 360 40 72* / 169 360 60 72* / 169 360 71 72* / 169 360 73 72* / 169 360 80 72*                                   | 304829                                     | 24556                                   | 368-369                              |
| 15-1605         | MERCEDES BENZ / MERCEDES BENZ LCV, TRUCK                 | 639 350 12 10 / 639 350 12 10*  |  |   | 374, 376                             |
| 15-1606         | MERCEDES BENZ / MERCEDES BENZ LCV, TRUCK                 | 639 350 07 10 / 639 350 07 10*  |  |   | 374, 376                             |
| 15-1607         | HYUNDAI  | 49500-1C460* / 49500-1C550* / 49500-1E610* / 49500-1E650*   |  |   | 320, 322                             |
| 15-1608         | HYUNDAI  | 49500-17510* / 49501-17510*   |  |   | 323                                  |
| 15-1609         | KIA  | 0K55C-22-510A*  |  |   | 328-329                              |
| 15-1610         | KIA  | 49591-07210* / 49591-07291*   |  |   | 329                                  |
| 15-1611         | KIA  | 49591-1G510* / 49591-1G591*   |  |   | 330                                  |
| 15-1612         | FIAT / FIAT LCV  | 46308206#   | 303916                                     | 22208                                   | 183, 195-196, 236-237                |
| 15-1613         | OPEL   | 1603270 / 93182571  | 304397                                     | 23997                                   | 427-429, 455, 457                    |
| 15-1614         | SUBARU / SUZUKI  | 44101-86G00* / 44101-86G60* / 44102-86G00* / 44102-86G60*   |  |   | 653, 658                             |
| 15-1615         | MITSUBISHI / SMART                                       | 3815A009* / 3815A010* / 454 330 14 01* / 454 330 15 01* / 454 330 24 01*  |  |   | 382, 651                             |
| 15-1616         | ALFA ROMEO / FIAT / FIAT LCV                             | 46307934# / 46308773  |  |   | 13, 196-197, 237                     |
| 15-1617         | HYUNDAI  | 49507-38E00* / 49508-38E00*   |  |   | 325                                  |
| 15-1618         | OPEL   | 374387* / 374410*   |  |   | 452                                  |
| 15-1623         | FIAT   | 71742702* / 71742703*   |  |   | 221                                  |
| 15-1625         | FIAT   | 71742705*   |  |   | 221                                  |
| 15-1627         | BMW  | 31 60 7 565 313* / 31 60 7 565 314*   |  |   | 105-106                              |
| 15-1628         | MITSUBISHI   | MR331193* / MR331194* / MR377575* / MR377576*   | 303529                                     | 21747                                   | 380                                  |
| 15-1629         | PEUGEOT  | 3272.CQ* / 3273.CQ*   | 303997                                     | 22121                                   | 470                                  |
| 15-1630         | BMW  | 31 60 7 505 005* / 31 60 7 505 006*   |  |   | 105-106                              |
| 15-1631         | VOLVO  | 30871328 CVJ+30870499 ABS*  |  |   | 796-797                              |
| 15-1632         | RENAULT  | 77 00 107 765* / 77 00 110 218* / 77 01 352 750* / 77 01 352 869* / 77 01 471 377* / 77 11 134 407* / 82 00 029 444* / 82 00 031 134* |  |   | 535-539                              |
| 15-1633         | VOLKSWAGEN   | 7L6 407 271G* / 7L6 498 099B  |  |   | 765                                  |
| 15-1634         | NISSAN   | 39211-BC50J#  | 305241                                     | 24992                                   | 398-399                              |
| 15-1635         | NISSAN   | 39211-5M426#  |  |   | 392                                  |
| 15-1636         | CITROËN / CITROËN LCV / FIAT LCV / PEUGEOT / PEUGEOT LCV | 1497187088* / 1497188088* / 3272.NP* / 3272.NQ* / 3272.SE* / 3272.YH* / 3273.NP* / 3273.NQ* / 3273.SV* / 3273.ZA*                     |  |   | 131-132, 169, 255-256, 504, 515      |
| 15-1637         | ALFA ROMEO / CITROËN LCV / FIAT / FIAT LCV / PEUGEOT LCV | 3272.SJ* / 46308538 / 46308552# / 51783853*   | 305150                                     |   | 24, 169, 199, 212, 249-250, 254, 508 |
| 15-1638         | CITROËN  | 3272.JA* / 3273.HS*   |  |   | 124                                  |
| 15-1639         | MITSUBISHI   | MR580553* / MR580554*   | 303590                                     | 21790                                   | 382                                  |
| 15-1640         | FORD EUROPE  | 1326260* / 4106369  | 303610                                     | 21363                                   | 286-287                              |
| 15-1641         | VOLKSWAGEN   | 3B0 498 099E  | 301961                                     | 22763                                   | 740-741                              |
| 15-1642         | VOLVO  | 30611947* / 8251531* / 8251532* / 8601967* / 8601968*   | 303423                                     | 20585                                   | 796-797                              |
| 15-1643         | MAZDA  | GD19-22-510* / GD19-25-50XA* / GD19-25-60XA*  | 303849                                     | 23954                                   | 363                                  |
| 15-1644         | VOLKSWAGEN   | 7L6 498 099B  |  |   | 765                                  |

|         |   |   |        |       |   |
|---------|---|---|--------|-------|---|
| 15-1645 | KIA   | 0K55C-22-510A*  |        |       | 328-329   |
| 15-1646 | CITROËN / CITROËN LCV                         | 3273.EN* / 3273.ES*   |        |       | 123-125, 160  |
| 15-1647 | NISSAN  | 39211-BM526#  | 304820 | 24547 | 391   |
| 15-1648 | CITROËN LCV / FIAT LCV / PEUGEOT LCV          | 3273.SZ* / 46308538# / 51783825*  | 305150 |       | 169, 249-250, 254, 508  |
| 15-1649 | CITROËN / PEUGEOT                             | 3272.FR* / 3273.CW* / 3273.EQ* / 3273.EX* / 3273.HQ* / 3273.KJ*   |        |       | 124-126, 464, 472   |
| 15-1650 | RENAULT                                       | 77 01 210 040* / 82 00 441 337* / 82 00 441 340* / 82 00 598 563*   |        |       | 527-528, 531, 558-559   |
| 15-1651 | CHEVROLET                                     | 96499696* / 96499697* / 96941096  |        |       | 110-111   |
| 15-1652 | SAAB  | 12804149* / 12804150*   |        |       | 602-603   |
| 15-1653 | VOLKSWAGEN                                    | 5Z0 498 099A  | 304623 | 24307 | 681   |
| 15-1654 | KIA   | 49591-3E000* / 49591-3E001*   |        |       | 331   |
| 15-1655 | CHEVROLET                                     | 96273759  |        |       | 110   |
| 15-1656 | CHEVROLET / DAEWOO                            | 96273760  | 305237 | 24988 | 110, 173, 175   |
| 15-1657 | CITROËN                                       | 3272.LY* / 3272.LZ* / 3273.LS* / 3273.LT*   |        |       | 128, 130  |
| 15-1658 | AUDI / SEAT / SKODA / VOLKSWAGEN              | 3C0 407 311A# / 3C0 498 099   | 304640 | 24326 | 61, 608, 627, 634, 646, 712, 725, 742-745                       |
| 15-1659 | AUDI / VOLKSWAGEN                             | 7L0 498 099A / 7L0 498 099C   | 304557 | 24237 | 96, 765-766   |
| 15-1660 | AUDI  | 4F0 498 099B  |        |       | 86, 88  |
| 15-1661 | HYUNDAI                                       | 49500-2E550* / 49501-2E400* / 49507-2EE00*  |        |       | 325   |
| 15-1662 | MITSUBISHI                                    | MR377715* / MR910890*   | 304306 | 23669 | 388   |
| 15-1663 | KIA   | 0K2C-22-510 / 0K2C-22-610 / 0K2KB-22-610 / 0K2KB-25-400* / 0K2KB-25-600* / 0K9A2-22-550* / 0K9A4-22-510*  | 303295 | 21166 | 328-329   |
| 15-1664 | MINI  | 31 60 4 853 485* / 31 60 4 853 486* / 31 60 7 589 767* / 31 60 7 589 768*   |        |       | 378-379   |
| 15-1665 | SUZUKI  | 44101-80G00* / 44101-80G23* / 44102-80G00* / 44102-80G01*   |        |       | 658   |
| 15-1666 | CHEVROLET / OPEL                              | 4804569* / 4804570* / 4804592 / 96624721* / 96624722*   |        |       | 108-109, 417  |
| 15-1667 | NISSAN  | 39211-BC625#  | 305519 |       | 398   |
| 15-1668 | MITSUBISHI                                    | MR910297* / MR910298*   | 304304 | 23667 | 380, 388  |
| 15-1669 | FORD EUROPE / MAZDA                           | 1539136 / C202-25-500A* / C202-25-500C* / C202-25-600A* / C202-25-600C* / C602-25-500A* / C602-25-600*  |        |       | 272, 355  |
| 15-1670 | RENAULT / RENAULT LCV, TRUCK                  | 82 00 262 686* / 82 00 274 161* / 82 00 534 635* / 82 00 571 876* / 82 00 571 880* / 82 00 613 822*   |        |       | 523-526, 533-534, 581-582                                       |
| 15-1671 | RENAULT / RENAULT LCV, TRUCK                  | 82 00 362 064* / 82 00 407 659*   |        |       | 533, 581  |
| 15-1672 | OPEL / SUZUKI                                 | 44101-83E10* / 44101-83E11* / 44102-83E10* / 4707991  |        |       | 417, 661  |
| 15-1673 | VOLVO   | 36000505* / 36000514*   |        |       | 808   |
| 15-1674 | FORD LCV, TRUCK                               | 1434479* / 1434481*   |        |       | 297   |
| 15-1675 | CITROËN / CITROËN LCV / PEUGEOT / PEUGEOT LCV | 3272.LT* / 3272.LW* / 3272.LX* / 3272.PZ* / 3272.WV* / 3273.LP* / 3273.LQ* / 3273.LR* / 3273.QK* / 3273.XP*                                       |        |       | 119-120, 127-130, 133-134, 157, 473-474, 483-485, 503, 507, 518 |
| 15-1676 | HONDA   | 44014-SKN-E00 / 44014-SKN-E01 / 44305-SKN-E00* / 44306-SKN-E00*   |        |       | 313   |
| 15-1677 | FORD EUROPE                                   | 1493007*  | 305023 | 24751 | 260, 278  |
| 15-1678 | HONDA   | 44014-SDC-A50 / 44014-SDC-A51 / 44014-SDE-T51 / 44014-SMT-G01 / 44305-SEA-N00* / 44306-SEA-N00*   | 305304 |       | 305, 312  |
| 15-1679 | HONDA   | 44014-S9A-010 / 44014-S9A-020 / 44014-S9E-T00 / 44014-SCA-E00 / 44014-SCA-E01 / 44305-S9A-N00* / 44305-SCA-G00* / 44306-S9A-N00* / 44306-SCA-G00* | 304308 | 23671 | 313, 315  |

| METELLI<br>ref. | MARCA<br>MAKE  | ADATTABILE A OES<br>ADAPTABLE FOR OES  | ADATTABILE A<br>ADAPTABLE FOR<br>GKN/LÖBRO | ADATTABILE A<br>ADAPTABLE FOR<br>SPIDAN | PAGINA<br>PAGE   |
|-----------------|--|--|--|---|--|
| 15-1680         | HONDA  | 44014-SEF-E00 / 44014-SEF-E01 / 44014-SJH-E00 / 44014-SJH-E02 /<br>44305-SEF-E00* / 44306-SEF-E00*   |  |   | 305  |
| 15-1681         | HONDA  | 44014-SMG-E00 / 44014-SMG-E01  |  |   | 312  |
| 15-1682         | HONDA  | 44014-TF0-J00 / 44305-TF0-J00* / 44306-TF0-J00*  |  |   | 316  |
| 15-1683         | LAND ROVER   | IED000061 / IED000062 / IED000071 / IED000072 / IED000510 / IED000540 /<br>IED500020 / IED500021 / IED500022 / IED500030 / IED500031 / IED500032 /<br>IED500110 / IED500120 / TFB000010# |  |   | 353  |
| 15-1684         | HONDA  | 44010-S10-A60* / 44011-S10-A50* / 44014-S10-A00 / 44014-S10-A50 / 44014-S10-A51<br>/ 44014-S10-A52 / 44014-S30-C61   |  |   | 313  |
| 15-1685         | HONDA  | 44014-S7A-950 / 44014-SX0-C10 / 44014-SX0-C11 / 44014-SX0-C50 / 44014-SX0-C60<br>/ 44014-SX0-C61 / 44014-SX0-C62 / 44305-S1A-E21* / 44306-S1A-E21*                                       |  |   | 305  |
| 15-1686         | HONDA  | 44010-ST3-E00* / 44010-ST3-E50* / 44010-ST3-E59* / 44010-ST3-E70* / 44010-ST3-G01* / 44011-ST3-E50*<br>/ 44011-ST3-E70* / 44011-ST3-G50* / 44011-ST3-G70*                                |  |   | 310  |
| 15-1687         | ALFA ROMEO / FIAT                                    | 46308551# / 46308706 / 51795511* / 71771179  |  |   | 24, 187-188,<br>198-199, 211   |
| 15-1688         | AUDI   | 8K0 407 305D# / 8K0 407 305F# / 8K0 498 099 / 8K0 498 099C / 8K0 498 099D  | 304954                                     | 24683                                   | 76-79, 89, 95  |
| 15-1689         | AUDI   | 8K0 407 305E# / 8K0 498 099A   | 304962                                     | 24691                                   | 77-79, 89-90   |
| 15-1690         | OPEL   | 13296185 / 1603452 / 374842  | 304863                                     | 24590                                   | 438, 446, 452-453  |
| 15-1691         | HONDA  | 44014-ST7-C01  |  |   | 315  |
| 15-1692         | NISSAN   | 39211-5M300#   |  |   | 392  |
| 15-1693         | OPEL   | 13296183 / 374646  |  |   | 429-430  |
| 15-1694         | NISSAN   | 39211-BM727#   |  |   | 391  |
| 15-1695         | AUDI / VOLKSWAGEN                                    | 4E0 407 305D# / 4E0 498 099A   | 304952                                     | 24681                                   | 85-88, 90, 745   |
| 15-1696         | LAND ROVER   | LR003159   |  |   | 353  |
| 15-1697         | AUDI   | 8K0 407 305C# / 8K0 498 099B   | 304956                                     | 24685                                   | 76-79, 95  |
| 15-1698         | NISSAN / RENAULT                                     | 39100-JY04A* / 39100-JY04B* / 39101-JY04A* / 39101-JY04B* / 39211-JD72B# /<br>39211-JG72B# / 39211-JG74B#  |  |   | 405, 412-413, 535  |
| 15-1699         | HONDA  | 44014-ST7-C51 / 44014-ST7-C52  | 304310                                     | 23673                                   | 315  |
| 15-1700         | NISSAN   | 392115M300+abs oe 479700M000   |  |   | 392  |
| 15-1701         | LAND ROVER   | TDB500110* / TDJ500030#  |  |   | 351-353  |
| 15-1702         | LAND ROVER   | TDB500090* / TDJ500040#  |  |   | 351-354  |
| 15-1703         | CITROËN  | 3272.VR* / 3272.VT* / 3273.WG* / 3273.WL* / 3273.WR* / 3273.ZR* / 3275.38*   |  |   | 126-127, 133   |
| 15-1704         | CHEVROLET  | 13318008   |  |   | 109  |
| 15-1705         | MINI   | 31 60 7 585 381* / 31 60 7 585 382* / 31 60 7 596 059* / 31 60 7 596 060* / 31 60 7 609 211* / 31 60 7 609 212*  |  |   | 378-380  |
| 15-1706         | VOLVO  | 8251517* / 8601571* / 9463379*   | 303560                                     | 20431                                   | 794-795, 798-807   |
| 15-1707         | RENAULT  | 82 00 666 593* / 82 00 666 595*  |  |   | 530  |
| 15-1708         | AUDI / SEAT / SKODA / VOLKSWAGEN /<br>VOLKSWAGEN LCV | 5M0 498 099  |  |   | 59-60, 62-63, 607, 626,<br>644-645, 648-649, 680,<br>715, 717-718, 744, 762,<br>767, 775 |



|         |  |   |        |       |  |
|---------|--|---|--------|-------|--|
| 15-1709 | MERCEDES BENZ                              | 163 330 04 01* / 163 330 05 01*   |        |       | 370-371  |
| 15-1710 | ALFA ROMEO                                 | 46308677#   |        |       | 22   |
| 15-1711 | CITROËN / PEUGEOT                          | 3272.QF* / 3272.TH* / 3272.WX* / 3273.QQ* / 3273.TT* / 3273.XR*   |        |       | 133-134, 474,<br>485-487, 503, 507                 |
| 15-1712 | NISSAN LCV / OPEL LCV / RENAULT LCV, TRUCK | 4416436*  |        |       | 413-414, 461,<br>584-585                           |
| 15-1713 | NISSAN LCV / OPEL LCV / RENAULT LCV, TRUCK | 4401720   |        |       | 413-414, 461-463,<br>584-585                       |
| 15-1714 | NISSAN LCV / OPEL LCV / RENAULT LCV, TRUCK | 4416436*  |        |       | 413-414, 461, 584-585                              |
| 15-1715 | KIA  | 1K30A-25-40X* / 1K30A-25-60X*   |        |       | 330  |
| 15-1716 | KIA  | KK389-25-40X* / KK389-25-60XA*  |        |       | 330  |
| 15-1717 | CITROËN LCV / FIAT LCV / PEUGEOT LCV       | 1349786080* / 1349789080* / 3272.PA* / 3272.PC* / 3273.PJ* / 3273.PK* / 46308369 / 46308483 / 71771174 / 71790991* / 71791000   | 304601 | 24285 | 167, 247-248, 513                                  |
| 15-1718 | CITROËN LCV / FIAT LCV / PEUGEOT LCV       | 1349787080* / 1349790080* / 1355333080* / 1355334080* / 1357488080* / 1607113380 / 3272.PE* / 3272.PF* / 3272.PQ* / 3272.SS* / 3273.PL* / 3273.PN* / 3273.PX* / 46308370 / 46308485 / 71771176 / 71790988 / 71790997 / 71791061 / 71791064 / 71793299 | 304600 | 24284 | 167, 248, 513-514                                  |
| 15-1719 | PEUGEOT                                    | 3272.GJ* / 3272.JP* / 3273.FC* / 3273.LJ*   |        |       | 502-503, 505                                       |
| 15-1720 | PEUGEOT                                    | 3272.XJ* / 3273.YC*   |        |       | 472  |
| 15-1721 | HYUNDAI                                    | 49507-29C00* / 49508-29C00*   |        |       | 321, 323   |
| 15-1722 | HYUNDAI                                    | 49500-0X600* / 49500-0X610*   |        |       | 322  |
| 15-1723 | OPEL / VAUXHALL (see OPEL)                 | 4710021 / 4711022 / 93194659 / 93194660   | 304914 | 24643 | 417  |
| 15-1724 | OPEL / SUZUKI / VAUXHALL (see OPEL)        | 44101-51K00* / 44102-51K00* / 44116-51K00 / 4710013 / 4710017 / 93194650 / 93194655   | 305184 | 24935 | 417, 659   |
| 15-1725 | BMW  | 31 60 3 450 565* / 31 60 3 450 566* / 31 60 7 529 201* / 31 60 7 529 202*   |        |       | 104  |
| 15-1726 | CITROËN LCV / FIAT LCV / PEUGEOT LCV       | 1349785080* / 1349788080* / 3272.PG* / 3273.PP* / 46308371 / 46308484   | 304598 | 24282 | 167, 247-248, 513                                  |
| 15-1727 | DACIA / RENAULT                            | 39100-1162R* / 39101-5061R* / 39101-9671R* / 82 00 725 503* / 82 00 725 504* / 82 00 725 510* / 82 00 725 511* / 82 00 930 507*   |        |       | 170, 530, 532, 557,<br>577                         |
| 15-1728 | RENAULT                                    | 82 00 788 672* / 82 00 788 674*   |        |       | 532, 557, 577                                      |
| 15-1729 | CITROËN / PEUGEOT                          | 3272.NR* / 3272.PR* / 3272.VP* / 3273.NR* / 3273.WA*  |        |       | 124, 127, 464, 473                                 |
| 15-1731 | RENAULT                                    | 82 00 363 697* / 82 00 363 698* / 82 00 433 371* / 82 00 470 134*   |        |       | 529, 544   |
| 15-1732 | ALFA ROMEO / FIAT / LANCIA                 | 46308564 / 46308682 / 46308682# / 46308795# / 51812053* / 71771184#   |        |       | 22, 188, 341                                       |
| 15-1733 | OPEL LCV / RENAULT / RENAULT LCV, TRUCK    | 4417909* / 4417910* / 4417911* / 4418899* / 82 00 452 268* / 82 00 452 273* / 82 00 776 535* / 82 00 776 537*   | 305133 | 24874 | 464, 590   |
| 15-1734 | HYUNDAI                                    | 49507-25A00* / 49508-25A00*   |        |       | 320  |
| 15-1735 | HYUNDAI / KIA                              | 49500-2B260* / 49500-2P100* / 49501-2P000*  |        |       | 324, 331   |
| 15-1736 | HYUNDAI                                    | 49500-2E800* / 49501-2E800*   |        |       | 325  |
| 15-1737 | OPEL                                       | 374871  |        |       | 444-445  |
| 15-1738 | FORD EUROPE / VOLVO                        | 1437736* / 1446223* / 1446227* / 1459738* / 1460786* / 1483807* / 1483808* / 1667774* / 1667811* / 1667941* / 1667957* / 36000692* / 36001075* / 36001076* / 36001451* / 36001452*  |        |       | 280-281, 288,<br>292-293, 799,<br>803-804, 807-808 |
| 15-1739 | HYUNDAI                                    | 49500-25301* / 49500-25302* / 49500-25312*  |        |       | 320  |
| 15-1740 | CITROËN LCV / PEUGEOT LCV                  | 1607735380* / 1608901980* / 3272.SL* / 3273.TC*   |        |       | 169, 508   |
| 15-1741 | CHRYSLER                                   | 04880212AF* / 04880213AE*   |        |       | 113-114  |
| 15-1742 | HYUNDAI                                    | 49500-17050* / 49501-17050*   | 305305 | 25082 | 323  |
| 15-1764 | CITROËN                                    | 3272.TC* / 3273.TR*   |        |       | 127  |

| METELLI<br>ref. | MARCA<br>MAKE                             | ADATTABILE A OES<br>ADAPTABLE FOR OES  | ADATTABILE A<br>ADAPTABLE FOR<br>GKN/LÖBRO                               | ADATTABILE A<br>ADAPTABLE FOR<br>SPIDAN | PAGINA<br>PAGE   |
|-----------------|---|--|--|---|--|
| 15-1765         | VOLVO                                     | 36001357* / 36001358*  |  |   | 793, 797   |
| 15-1772         | VOLVO                                     | 36000141* / 36000700*  |  |   | 793, 797   |
| 15-1773         | VOLVO                                     | 36000699* / 36000703*  |  |   | 793, 797   |
| 15-1774         | VOLVO                                     | 36000437* / 36000546* / 36000550* / 36000552* / 36000555* / 36000559* / 36000562* / 36001180* / 36001181* / 36001449* / 36001461* / 8603815* / 8603816*  |  |   | 793-795, 798   |
| 15-1775         | VOLVO                                     | 36000549* / 36000557* / 8603259* / 8603486*  |  |   | 798  |
| 15-1776         | FORD EUROPE                               | 1475129* / 1475131* / 1505269* / 1505270* / 1525269* / 1525270* / 1548230* / 1551330*  |  |   | 261, 273, 276-278  |
| 15-1777         | FORD EUROPE                               | 1456973* / 1548224* / 1548227* / 1551329* / 1551332* / 1685795* / 1685799*   |  |   | 260-261, 276, 278  |
| 15-1778         | TOYOTA                                    | 43410-05380* / 43420-05380*  |  |   | 662  |
| 16-1001         | VOLKSWAGEN LCV                            | 211 501 331B# / 211 598 101 / 212 501 331# / 251 501 331# / 251 598 101  | 301137# / 301151# / 302255   | 22407 / 24915                           | 778-780  |
| 16-1002         | FIAT / FIAT LCV / LANCIA / SEAT           | 42601388 / 42601388# / 42601892 / 42601892# / 4315132 / 4315132# / 82282139 / 82282139# / 9936769 / 9936769#   | 302241 / 304313 / 302251 / 301129# / 301127# / 301136# / 302252          | 21241 / 21311 / 21327                   | 188-194, 218-221, 224-232, 236, 249, 336-339, 345-347, 629   |
| 16-1002A        | ALFA ROMEO                                | 4315132# / 82282139# / 92601388# / 92601892# / 9936769#  | 302240   | 23522                                   | 5-8, 11-12   |
| 16-1003         | AUDI / SEAT / VOLKSWAGEN / VOLKSWAGEN LCV | 171 407 331C# / 171 407 331E# / 171 407 331L# / 171 498 103B / 171 498 103D / 1H0 407 331# / 861 498 103A  | 301117# / 302215 / 302229  | 20286 / 22455                           | 37, 609-611, 616-618, 679-680, 682-683, 687, 692-693, 700, 719-721, 745-747, 749, 751, 758, 760, 768-769, 773  |
| 16-1004         | AUDI / SEAT / VOLKSWAGEN / VOLKSWAGEN LCV | 113 501 331 / 113 501 331# / 113 598 101 / 171 407 331F# / 171 407 331H# / 171 407 331K# / 171 498 103 / 171 498 103C / 321 407 331# / 321 407 331B# / 321 498 103 / 321 498 103A / 431 407 331E# / 807 407 331# / ZBA 407 331# / ZBC 407 331# | 301116# / 302233 / 302232 / 302231 / 302230 / 301118# / 301106# / 302216 | 20266 / 22631 / 22405 / 20258 / 22486   | 26, 38-49, 51-53, 55-56, 91-93, 95, 610, 612, 618-619, 629-630, 675-676, 683-686, 688-689, 691-693, 695-696, 700-702, 719-723, 726, 729-735, 737, 749-752, 757-762, 769-770, 772 |
| 16-1004A        | AUDI                                      | 431 498 103  | 302217   | 20272                                   | 26-27, 41-42, 45, 47-48  |
| 16-1005         | FORD EUROPE                               | 1493963 / 72GG4635BA   | 302238 / 301128#   | 20439 / 21561                           | 261, 281-282, 291-292  |
| 16-1006         | OPEL                                      | 374099 / 374100 / 90142329 / 90199039  | 302253 / 302228 / 301124#  | 21457 / 21467                           | 418-419, 441-443   |
| 16-1007         | FORD EUROPE / FORD LCV, TRUCK             | 6073690 / 6073691 / 77TT3K177EB  | 301100# / 302207   | 21752                                   | 262, 266-268, 289, 293-294   |
| 16-1008         | OPEL                                      | 374013 / 374027 / 90095159   | 301123# / 302227   | 21451                                   | 418-423, 432, 434, 439-443, 447  |
| 16-1010         | AUDI / SEAT / VOLKSWAGEN                  | 191 407 331 / 191 407 331# / 191 407 331A# / 1H0 407 331B# / 1H0 407 331D# / 321 407 331D# / 321 498 103B / 811 498 103A / 893 498 103   | 302247 / 302249 / 301141# / 301140# / 302260                             | 22632 / 20289 / 20438 / 22545           | 41-49, 51-57, 92, 731-733  |
|                 |   |  |  |   |  |

|                 |   |  |  |                       |   |
|-----------------|---|--|--|-----------------------|---|
| <b>16-1010A</b> | AUDI / SEAT / VOLKSWAGEN / VOLKSWAGEN LCV       | 191 498 104 / 191 498 104A / 321 498 103C / 357 498 104  | 302262                                       | 22498                 | 58-59, 611-613, 618-620, 629-633, 679, 684-686, 689-692, 694-699, 701-704, 707, 722-723, 731, 733-737, 749-752, 761-762, 770-771, 774               |
| <b>16-1010B</b> | AUDI / SEAT / VOLKSWAGEN / VOLKSWAGEN LCV       | 191 498 103 / 191 498 103A / 191 498 103C / 321 498 103D / 357 498 103 / 357 498 103A / 357 498 103B | 302257 / 302261                              | 22497                 | 51-53, 64-66, 68-69, 611-613, 618-620, 629-631, 679, 684-686, 689-692, 694-699, 701-704, 707, 722-723, 731-737, 749-752, 757, 761-762, 770-771, 774 |
| <b>16-1010C</b> | AUDI / SEAT / SKODA / VOLKSWAGEN                | 1K0 498 103 / 6X0 407 331# / 6X0 498 103   |  |                       | 57, 60-62, 98, 606-609, 621-626, 633-634, 637-638, 643-649, 677-678, 680, 706-718, 724, 727-728, 742-744, 755-757, 762, 764-768, 774-776            |
| <b>16-1012</b>  | AUDI  | 431 407 331H# / 443 498 103 / 811 407 331#   | 301134# / 301135# / 302246 / 302248          | 22487 / 22522         | 28, 51-53, 63-66, 68-69, 80-81  |
| <b>16-1014</b>  | ALFA ROMEO / AUDI / VOLKSWAGEN / VOLKSWAGEN LCV | 251 598 101A / 431 407 311G# / 431 407 331G# / 431 498 103C / 443 407 331D# / 443 498 103A           | 301160# / 302287 / 301162#                   | 20273                 | 13-14, 27-33, 35-37, 41-42, 48, 50-52, 54-56, 64-66, 79-82, 91-94, 96-98, 732, 738, 779-780   |
| <b>16-1014A</b> | ALFA ROMEO                                      | 46307223* / 46307457*  | 302282                                       | 23521                 | 12  |
| <b>16-1015</b>  | MOSKVICH  | -  |  |                       | 390   |
| <b>16-1016</b>  | MERCEDES BENZ / MERCEDES BENZ LCV, TRUCK / OPEL | 414204 / 638 334 17 34 / 90297728  | 301169# / 302297                             | 20394 / 21490         | 371-372, 375-376, 445   |
| <b>16-1017</b>  | ALFA ROMEO                                      | 700611#  | 302212 / 302281 / 302211 / 301159# / 301103# | 20020 / 20021 / 20023 | 14-23   |
| <b>16-1018</b>  | VOLVO   | 3202921  | 302214 / 301104#                             | 20811                 | 789   |
| <b>16-1019</b>  | VOLKSWAGEN LCV                                  | 701 407 331A# / 701 498 103  | 301177# / 302305                             | 20597                 | 780-785   |
| <b>16-1020</b>  | ALFA ROMEO / FIAT / FIAT LCV / LANCIA           | 46307103# / 60806930# / 60812691# / 7660834#   | 304313 / 304315 / 304317                     | 23677                 | 1-5, 8-10, 13, 22-23, 25, 184-187, 189-190, 199-206, 213-217, 223-224, 251, 253, 342-343  |
| <b>16-1021</b>  | AIXAM   | -  |  |                       | 1   |
| <b>16-1022</b>  | AUDI / SEAT / SKODA / VOLKSWAGEN                | 1J0 498 103 / 1K0 498 103B   | 302230 / 305021                              | 24749                 | 58, 606, 624-625, 632, 642-644, 676-677, 705-707, 710, 713, 715, 728  |

| METELLI<br>ref. | MARCA<br>MAKE                                 | ADATTABILE A OES<br>ADAPTABLE FOR OES   | ADATTABILE A<br>ADAPTABLE FOR<br>GKN/LÖBRO | ADATTABILE A<br>ADAPTABLE FOR<br>SPIDAN | PAGINA<br>PAGE  |
|-----------------|---|---|--|---|---|
| 16-1023         | SEAT / VOLKSWAGEN                             | 6N0 407 331# / 6N0 498 103  | 302229                                     | 22455                                   | 608-609, 747-748, 753   |
| 16-1024         | VOLKSWAGEN LCV                                | 701 407 331B# / 701 498 103A  | 302374# / 302464                           | 22902 / 24916                           | 781-787   |
| 16-1025         | ALFA ROMEO                                    | 46307515#   |  |   | 13-14   |
| 16-1026         | OPEL  | 374091 / 7839614  |  |   | 447   |
| 16-1027         | FORD AUSTRALIA / MAZDA                        | 95NX25500DC / 95NX25500DC*  | 302611# / 302652                           | 24032                                   | 258-259, 357  |
| 16-1028         | LADA  | -   | 302315                                     | 20819                                   | 333-335   |
| 16-1029         | DAEWOO  | 26010773  |  |   | 172-175   |
| 16-1030         | MERCEDES BENZ / MERCEDES BENZ LCV, TRUCK      | 638 334 23 34*  | 303540                                     | 21727                                   | 371-372, 375  |
| 16-1031         | VOLKSWAGEN LCV                                | 7H0 407 271AH* / 7H0 498 103C   | 304843                                     | 24570                                   | 777, 788  |
| 17-0001         | VOLKSWAGEN LCV                                | 251 501 203B / 251 501 203BX / 251 501 203D / 251 501 203DX / 251 501 203G  | 300669                                     | 22477                                   | 778-780   |
| 17-0002         | SEAT / SEAT LCV / VOLKSWAGEN / VOLKSWAGEN LCV | 191 407 271A / 191 407 271B / 191 407 271C / 191 407 271L / 191 407 271P / 191 407 271Q / 191 407 271R / 6K0 407 271C   | 301537 / 301532                            | 22466                                   | 610, 612, 619, 630-631, 634-635, 684-686, 688-689, 691-692, 721-723, 749-750, 773-775 |
| 17-0003         | SEAT / SEAT LCV / VOLKSWAGEN / VOLKSWAGEN LCV | 191 407 272 / 191 407 272A / 191 407 272AA / 191 407 272AB / 191 407 272AC / 191 407 272AD / 191 407 272AE / 191 407 272BA / 191 407 272C / 191 407 272E / 191 407 272X / 191 407 274 / 191 407 274AX / 191 407 274BX / 191 407 274RX / 191 407 274X / 6K0 407 272H | 301533 / 301535 / 301538 / 301547          | 23541 / 22467 / 22463                   | 610, 612, 619, 630-631, 634-635, 683, 687-689, 692, 720-723, 749-750, 773-775         |
| 17-0004         | CITROËN / PEUGEOT                             | 3272.50 / 3272.54 / 3272.8J / 95601868 / 95624994 / 95648547 / 96033355 / 96042941 / 96601868   | 301905 / 301925                            | 20606                                   | 116, 464-465  |
| 17-0005         | CITROËN / PEUGEOT                             | 3270.00 / 3273.5J / 3273.68 / 3273.C8 / 3273.E2 / 95601867 / 95601887 / 95624995 / 95648548 / 96033369 / 96042942   | 301906 / 301926                            | 20607                                   | 116, 464-465  |
| 17-0006         | CITROËN / CITROËN LCV / PEUGEOT               | 3272.00 / 3272.20 / 3272.5K / 3272.76 / 3272.K2 / 3272.R5 / 3273.66 / 3273.67 / 95591073 / 955910737 / 95619481 / 95654730  | 301920                                     | 21615 / 21617                           | 138, 158-159, 467-469   |
| 17-0007         | CITROËN / CITROËN LCV / PEUGEOT               | 3272.65 / 3273.55 / 3273.5R / 3273.64 / 3273.65 / 3273.89 / 3273.G2 / 3273.R6 / 3273.Y0 / 95591074 / 95619482 / 95654731  | 301789 / 301921                            | 21616 / 21618                           | 138, 158-159, 467-469   |
| 17-0008         | CITROËN                                       | 5508423   |  |   | 135   |
| 17-0009         | CITROËN                                       | 5480643   |  |   | 138   |
| 17-0010         | CITROËN                                       | 3272.18 / 3272.R7 / 3272.R8 / 95669013 / 96072988   | 301930                                     | 20653                                   | 150-151, 153  |
| 17-0011         | CITROËN                                       | 3273.87 / 3273.Y2 / 3273.Y3 / 95669014 / 96072989   | 301929                                     | 20654                                   | 150-151, 153  |
| 17-0014         | CITROËN / PEUGEOT                             | 3272.1K / 3272.51 / 3272.9J / 95666908 / 95666940 / 96048666  | 301928 / 302912                            | 20651 / 23346                           | 116-117, 136-137, 465   |
| 17-0015         | CITROËN / PEUGEOT                             | 3273.0K / 3273.5K / 3273.5L / 3273.63 / 3273.69 / 3273.C9 / 3273.E4 / 95666909 / 95666941 / 96048667  | 301927 / 302913                            | 23347 / 20652                           | 116-117, 136-137, 465   |
| 17-0016         | PEUGEOT                                       | 3274.92 / 3274.93   | 301785                                     | 21610                                   | 466-467   |
| 17-0017         | PEUGEOT                                       | 3272.15 / 3272.16 / 3272.19   | 301801                                     | 21638                                   | 467   |
| 17-0018         | PEUGEOT                                       | 3273.84 / 3273.85 / 3273.88   | 301802                                     | 21637                                   | 467   |
| 17-0019         | CITROËN LCV / PEUGEOT                         | 3272.3K / 3272.R3 / 95644403 / 96021730   | 301803                                     | 21638                                   | 157-158, 468  |
| 17-0020         | CITROËN LCV / PEUGEOT                         | 3273.5P / 3273.X8 / 95644404 / 96021731   | 301804                                     | 21637                                   | 157-158, 468  |
| 17-0021         | PEUGEOT                                       | 3272.01   | 301829                                     | 21665                                   | 467, 469, 475   |
| 17-0022         | PEUGEOT                                       | 3273.71 / 3273.J1   | 301830                                     | 21666                                   | 467, 469  |

|         |                              |   |                                   |                       |                                |
|---------|------------------------------|---|-----------------------------------|-----------------------|--------------------------------|
| 17-0023 | CITROËN / PEUGEOT            | 3272.A8 / 3272.C0 / 3273.17 / 3273.18 / 3274.82 / 3274.83 / 95602238 / 95606796 / 96171858 / 96177248                         | 301793 / 301791                   | 21620                 | 120-122, 151-152, 154-155, 475 |
| 17-0024 | CITROËN / PEUGEOT            | 3273.K4 / 3273.K5 / 3274.79 / 3274.80 / 96171861 / 96177247   | 301794 / 301792                   | 21621                 | 120-122, 151-152, 154-155, 475 |
| 17-0025 | PEUGEOT                      | 3272.21 / 3273.48 / 3273.49   | 301795 / 301846                   | 21627 / 21658         | 487                            |
| 17-0026 | PEUGEOT                      | 3273.51 / 3273.52 / 3273.90   | 301796 / 301845                   | 21626 / 21657         | 487                            |
| 17-0027 | PEUGEOT                      | 3272.22 / 3273.29 / 3273.30 / 3273.54   | 301797 / 301799                   | 21629 / 21631         | 487-488                        |
| 17-0028 | PEUGEOT                      | 3273.26 / 3273.27 / 3273.57 / 3273.58 / 3273.91 / 3273.H9   | 301798 / 301800                   | 21628 / 21632         | 487-488                        |
| 17-0029 | RENAULT                      | 77 01 349 913 / 77 01 349 938 / 77 01 351 806 / 77 01 351 990   | 301889                            | 22085                 | 521                            |
| 17-0030 | RENAULT                      | 77 01 349 939 / 77 01 351 807   | 301888                            | 22086                 | 521                            |
| 17-0033 | RENAULT                      | 77 01 349 923 / 77 01 351 699 / 77 01 351 701 / 77 01 351 801   | 301887 / 301891                   | 22084 / 22087 / 22088 | 521-522                        |
| 17-0034 | RENAULT                      | 77 01 349 914 / 77 01 351 695 / 77 01 351 697   | 301886 / 301890                   | 22082 / 22083         | 521-522                        |
| 17-0035 | RENAULT                      | 77 01 349 689 / 77 01 349 734 / 77 01 351 124 / 77 01 351 125 / 77 01 352 020 / 77 01 352 024                                 | 301872 / 301874                   | 22050 / 22056         | 529, 570-571                   |
| 17-0036 | RENAULT / RENAULT LCV, TRUCK | 77 01 349 727 / 77 01 349 848 / 77 01 351 162   | 301866                            | 22042                 | 577, 586                       |
| 17-0037 | RENAULT / RENAULT LCV, TRUCK | 77 01 349 726 / 77 01 349 847 / 77 01 351 160   | 301865                            | 22043                 | 577, 586                       |
| 17-0038 | RENAULT / RENAULT LCV, TRUCK | 77 01 349 741 / 77 01 349 742 / 77 01 349 803 / 77 01 349 945 / 77 01 351 195   | 301868 / 301870                   | 22044 / 22046 / 22036 | 577-578, 586                   |
| 17-0039 | RENAULT / RENAULT LCV, TRUCK | 77 01 349 771 / 77 01 349 804 / 77 01 349 946 / 77 01 351 192 / 77 01 351 292 / 77 01 351 363 / 77 01 470 304 / 82 00 323 959 | 301867                            | 22035 / 22045         | 577-578, 586                   |
| 17-0040 | RENAULT                      | 77 01 348 098 / 77 01 448 098 / 77 01 498 698   | 301849                            | 22006                 | 571-573                        |
| 17-0041 | RENAULT                      | 77 01 349 359 / 77 01 349 757 / 77 01 351 020 / 77 01 351 207 / 77 01 498 958   | 301862 / 301863                   | 22031 / 22032         | 559-560, 572-573               |
| 17-0042 | RENAULT                      | 77 01 349 660 / 77 01 498 957   | 301861                            | 22033 / 22048         | 559-560, 572-573               |
| 17-0043 | RENAULT                      | 77 01 349 692 / 77 01 351 127   | 301895                            | 22067                 | 560, 572                       |
| 17-0044 | RENAULT                      | 82 00 323 961   | 301894                            | 22066                 | 560, 572                       |
| 17-0046 | RENAULT                      | 77 01 348 160 / 77 01 348 256 / 77 01 498 797 / 77 01 498 799   | 301893 / 301855                   | 22018 / 22022         | 560-561                        |
| 17-0047 | RENAULT                      | 77 01 348 968 / 77 01 498 923   | 301855                            |                       | 530, 560-561                   |
| 17-0048 | RENAULT                      | 77 01 349 879 / 77 01 351 483   | 301880                            | 22071                 | 562-564                        |
| 17-0049 | RENAULT                      | 77 01 349 691 / 77 01 349 873 / 77 01 351 126 / 77 01 351 478   | 301881                            | 22070                 | 562-564                        |
| 17-0050 | RENAULT                      | 77 01 349 839 / 77 01 349 921 / 77 01 351 264 / 77 01 352 025   | 301883                            | 22074                 | 565-570                        |
| 17-0051 | RENAULT LCV, TRUCK           | 77 01 349 769 / 77 01 351 172 / 77 01 498 955   | 301859                            | 22028                 | 586-588                        |
| 17-0052 | VOLKSWAGEN / VOLKSWAGEN LCV  | 171 407 271 / 171 407 271G / 171 407 271GX / 171 407 271R / 171 407 271RX / 171 407 271S / 171 407 271T                       | 301519                            | 22413                 | 683-686, 719-720, 759-762, 772 |
| 17-0054 | RENAULT                      | 77 01 349 785 / 77 01 351 266   | 301876                            | 22064                 | 565-569                        |
| 17-0055 | RENAULT                      | 77 01 349 786 / 77 01 351 267   | 301877                            | 22063                 | 565-569                        |
| 17-0056 | RENAULT                      | 77 00 110 484 / 77 11 135 243 / 82 00 231 953   | 301899 / 303228 / 304461 / 304466 | 24114 / 24119         | 578                            |
| 17-0057 | RENAULT                      | 77 01 351 989   | 301900                            | 22090                 | 578                            |
| 17-0058 | PEUGEOT                      | 3272.10 / 3272.11 / 3272.12   | 301900 / 301509 / 301838          | 21663 / 21642         | 476-477, 480-482, 489-494      |
| 17-0059 | PEUGEOT                      | 3273.79 / 3273.81 / 3273.L4   | 301510 / 301837                   | 21641 / 21664         | 476-477, 480-482, 489-494      |
| 17-0062 | PEUGEOT                      | 3272.4R / 3272.75 / 3272.H8 / 3272.T2   | 301833 / 301834                   | 21659                 | 476                            |
| 17-0063 | PEUGEOT                      | 3273.G1 / 3273.Q2 / 3273.Z4   | 301833                            | 21660                 | 476                            |
| 17-0064 | PEUGEOT                      | 3272.83 / 3272.84   |                                   |                       | 476                            |

| METELLI<br>ref. | MARCA<br>MAKE                                  | ADATTABILE A OES<br>ADAPTABLE FOR OES   | ADATTABILE A<br>ADAPTABLE FOR<br>GKN/LÖBRO | ADATTABILE A<br>ADAPTABLE FOR<br>SPIDAN | PAGINA<br>PAGE                             |
|-----------------|--|---|--|---|--|
| 17-0065         | PEUGEOT  | 3273.G9 / 3273.H0 / 3273.Q3   |  |   | 476  |
| 17-0066         | PEUGEOT  | 3272.K4 / 3272.K5   |  |   | 476, 495, 497                              |
| 17-0067         | PEUGEOT  | 3273.R5 / 3273.R8 / 3273.R9   |  |   | 476, 479, 495, 497                         |
| 17-0068         | PEUGEOT  | 3272.77 / 3272.H7 / 3272.T3   | 301836                                     | 21661                                   | 476, 479                                   |
| 17-0069         | PEUGEOT  | 3273.G3 / 3273.Q1 / 3273.Z5   | 301835                                     | 21662                                   | 476, 479                                   |
| 17-0070         | PEUGEOT  | 3272.H6 / 3272.H9   |  |   | 476, 479                                   |
| 17-0072         | PEUGEOT  | 3272.K1 / 3272.W2   |  |   | 476, 479                                   |
| 17-0074         | RENAULT  | 77 01 349 880 / 77 01 349 881 / 77 01 351 484 / 77 01 351 486 / 77 01 351 572   | 301878 / 301882                            | 22069 / 22072                           | 562  |
| 17-0075         | RENAULT  | 77 01 349 874 / 77 01 349 972 / 77 01 351 479 / 77 01 351 480 / 77 01 351 571   | 301879                                     | 22068                                   | 562  |
| 17-0076         | RENAULT LCV, TRUCK                             | 77 01 351 607 / 77 01 465 773   | 301885                                     | 22077                                   | 588-589                                    |
| 17-0077         | CITROËN  | 75525808 / 95582414   |  |   | 116, 134-136                               |
| 17-0078         | CITROËN / PEUGEOT LCV                          | 3272.A9 / 3272.C3 / 96167303 / 96171856   | 302876 / 303252 /<br>301936                | 21133 / 20663 /<br>20671                | 121-123, 145-150,<br>152-153, 517          |
| 17-0079         | CITROËN / PEUGEOT LCV                          | 3273.K7 / 96167304 / 96171857   | 301935 / 302877 /<br>303249                | 21130 / 20672 /<br>20664                | 121-123, 145-150,<br>152-153, 155, 517     |
| 17-0080         | CITROËN  | -   | 301925                                     | 20649                                   | 136-137                                    |
| 17-0081         | CITROËN  | -   | 301926                                     | 20650                                   | 136-137                                    |
| 17-0082         | CITROËN LCV / FIAT LCV / PEUGEOT LCV           | 3272.48 / 3272.7N / 3274.77 / 95555116 / 9559529280 / 95606803 / 9607411180 /<br>96074114 / 9617303280 / 96184031   | 301923 / 301924                            | 21648                                   | 159-160, 238-239,<br>258, 515-516          |
| 17-0083         | CITROËN LCV / FIAT LCV / PEUGEOT LCV           | 3272.H2 / 3273.6R / 3273.6S / 3274.78 / 95555117 / 9559529480 / 95606804 /<br>9607411480 / 9617303380 / 96184035  | 303513 / 301923                            | 21644                                   | 159, 238-239, 258,<br>515                  |
| 17-0084         | CITROËN / CITROËN LCV / FIAT LCV / PEUGEOT LCV | 1463105080 / 3272.6K / 3272.J0 / 3272.J3  | 303042 / 303044                            | 20940 / 20942                           | 161-164, 166, 240-243,<br>245-246, 508-512 |
| 17-0085         | CITROËN / CITROËN LCV / FIAT LCV / PEUGEOT LCV | 1463106080 / 3273.5S / 3273.Q5 / 3273.Q8  | 303043 / 303045                            | 20941 / 20943                           | 161-164, 166, 240-243,<br>245-246, 508-512 |
| 17-0086         | CITROËN / CITROËN LCV / FIAT LCV / PEUGEOT LCV | 1463107080 / 1491239080 / 3272.7K / 3272.J1 / 3272.J5   | 303048                                     | 20946                                   | 163-167, 243-245,<br>247, 510-513          |
| 17-0087         | CITROËN / CITROËN LCV / FIAT LCV / PEUGEOT LCV | 1463108080 / 1491240080 / 3273.5T / 3273.Q6 / 3273.R0   | 303049                                     | 20947                                   | 163-167, 243-245,<br>247, 510-513          |
| 17-0088         | FORD EUROPE / FORD LCV, TRUCK                  | 5022283 / 5022285 / 5022287 / 5026503 / 5026505 / 6779200 / 89FX3220CA / 89FX3220EA /<br>90FX3220BA / 90FX3220CA / 90FX3220EA / R89FX3220BA / R89FX3220CA / R89FX3220DA | 301346 / 301334 /<br>301330                | 23710 / 23726                           | 268-270, 294-295                           |
| 17-0089         | FORD EUROPE / FORD LCV, TRUCK                  | 5022284 / 5022286 / 5022288 / 5026502 / 5026504 / 6779184 / 87FX3219CA / 89FX3219BA /<br>90FX3219BA / 90FX3219CA / 90FX3219EA / R89FX3219BA / R89FX3219CA / R89FX3219DA | 301329 / 301347                            | 23728 / 23712                           | 268-270, 294-295                           |
| 17-0090         | FORD EUROPE                                    | 5024576   | 301358                                     | 23621                                   | 264-265                                    |
| 17-0091         | FORD EUROPE                                    | 5024570 / 90AX3219EA  | 301357                                     | 23609                                   | 264-265                                    |
| 17-0092         | MERCEDES BENZ                                  | 107 350 04 10 / 107 350 27 10 / 107 350 28 10 / 107 350 33 10 / 107 350 43 10   | 300745 / 300768                            | 22702                                   | 366, 372-373                               |
| 17-0093         | MERCEDES BENZ LCV, TRUCK                       | 631 330 05 01 / 631 330 07 01 / 631 330 13 01   | 302865                                     | 22716                                   | 374  |
| 17-0094         | MERCEDES BENZ LCV, TRUCK                       | -   | 302865                                     | 22716                                   | 374  |
| 17-0095         | OPEL / OPEL LCV                                | 374222  | 302385                                     |   | 433-435, 447, 457, 459                     |
| 17-0096         | OPEL / OPEL LCV                                | 374221  | 302386                                     |   | 433-435, 447, 457, 459                     |



|         |                                      |  |                                   |               |   |
|---------|--------------------------------------|--|-----------------------------------|---------------|---|
| 17-0097 | PEUGEOT                              | 3274.63 / 3274.64  | 301919                            | 21606         | 474   |
| 17-0098 | PEUGEOT                              | 3274.96 / 3274.97  | 301786                            | 21611         | 467   |
| 17-0100 | PEUGEOT                              | 3272.44 / 3272.45  | 301832                            | 21656         | 488   |
| 17-0101 | PEUGEOT                              | 3272.02 / 3273.98 / 3273.C3 / 3273.C4  | 301831                            | 21655         | 488   |
| 17-0103 | CITROËN / PEUGEOT                    | -  | 302916 / 301928                   | 23350         | 137, 465-466  |
| 17-0104 | CITROËN / PEUGEOT                    | -  | 302917 / 301927                   | 23351         | 137, 465-466  |
| 17-0106 | DACIA / RENAULT                      | 77 01 348 085 / 77 01 348 086 / 77 01 498 699 / 77 01 498 786  | 301850                            | 22007         | 170, 560  |
| 17-0107 | RENAULT                              | 77 01 349 034 / 77 01 394 697 / 77 01 498 921  | 301857                            | 22025         | 528-530, 561  |
| 17-0108 | RENAULT                              | 77 01 349 026 / 77 01 351 428 / 77 01 498 918  | 301858                            |               | 528-529   |
| 17-0109 | RENAULT                              | 77 01 351 194 / 77 01 351 290  | 301870                            |               | 578   |
| 17-0110 | RENAULT                              | 77 01 349 740 / 77 01 351 193  | 301869                            | 22047         | 578   |
| 17-0111 | RENAULT LCV, TRUCK                   | 77 01 463 343 / 77 01 499 223  | 301873                            | 22055         | 583   |
| 17-0112 | DACIA / RENAULT                      | 60 01 542 122  | 301903 / 301850                   | 22065         | 170, 560  |
| 17-0115 | RENAULT                              | 77 01 352 471 / 77 01 352 595 / 77 01 352 596 / 77 01 468 836 / 77 01 468 839 / 77 01 469 374                            | 303064 / 303068                   | 20960 / 20964 | 544-555   |
| 17-0116 | RENAULT                              | 77 01 352 473 / 77 01 352 597 / 77 01 468 840 / 77 01 468 843 / 77 01 469 375  | 303065 / 303069 / 303455          | 20961 / 20965 | 544-555   |
| 17-0117 | RENAULT                              | 77 00 873 311  | 303080 / 302850 / 303076          | 20976         | 544-555   |
| 17-0118 | RENAULT                              | 77 00 873 322 / 77 01 352 598  | 303457 / 303081 / 302849 / 303077 | 20973         | 544-555   |
| 17-0119 | SKODA                                | 6U0 407 271F   | 301470                            |               | 639   |
| 17-0120 | SKODA                                | 6U0 407 272F   | 301469                            |               | 639   |
| 17-0121 | SEAT / SEAT LCV / VOLKSWAGEN         | 191 407 271 / 191 407 271N / 191 407 271NV / 191 407 271NX / 191 407 272N / 1H0 407 271F / 1H0 407 271FX / 357 407 271D  | 301534 / 301548 / 301555          | 22462 / 23542 | 609-611, 616-618, 634, 683, 687, 693, 695-696, 701-702, 720-721, 733-734, 769-770 |
| 17-0123 | VOLKSWAGEN                           | 357 407 271A / 357 407 271B / 357 407 271EX / 357 407 271G / 357 407 271GX / 357 407 271H / 357 407 271HX / 357 407 271P | 301241 / 301721 / 301244 / 301245 | 23544         | 696-697, 703, 733-737, 770-771  |
| 17-0124 | VOLKSWAGEN                           | 357 407 272 / 357 407 272B / 357 407 272F / 357 407 272FX / 357 407 272L / 357 407 272M / 357 407 272MV / 357 407 272MX  | 301242                            | 23547         | 696-697, 703, 733-737, 770-771  |
| 17-0126 | SEAT / SEAT LCV                      | -  |                                   |               | 609-611, 616-618, 634   |
| 17-0127 | VOLKSWAGEN                           | 6N0 407 271 / 6N0 407 271J / 6N0 407 271X / 871 407 271CX  | 303546 / 303547                   | 21708         | 747-748, 752-753  |
| 17-0128 | VOLKSWAGEN                           | 6N0 407 272 / 6N0 407 272X / 871 407 272EX / 871 407 272G  | 303546 / 303547                   | 21709         | 747-748   |
| 17-0129 | CITROËN LCV / FIAT LCV / PEUGEOT LCV | 3273.60 / 3273.62 / 3273.6R / 3273.C7 / 3273.H1 / 3273.N4 / 3274.78 / 95605804 / 96074111 / 96184033                     | 301923                            | 21647         | 159-160, 238, 515-516   |
| 17-0130 | CITROËN / PEUGEOT                    | 3272.55 / 9566694077   | 302914 / 301932                   | 20655 / 23348 | 116-117, 136-137, 465   |
| 17-0131 | CITROËN / PEUGEOT                    | 3270000 / 3272.56 / 3273.E3 / 9566694187   | 301931 / 302915                   | 20656 / 23349 | 116-117, 136-137, 465   |
| 17-0132 | CITROËN / CITROËN LCV / PEUGEOT LCV  | 3272.5L / 3272.Y6 / 3272.Y7 / 3272.Y8  | 302918                            | 23352         | 118, 155, 516   |
| 17-0133 | CITROËN / CITROËN LCV / PEUGEOT LCV  | 3273.0W / 3273.0X  | 302919                            | 23353         | 118, 155, 516   |
| 17-0134 | CITROËN / CITROËN LCV / PEUGEOT LCV  | 3272.Z2  |                                   |               | 118, 155, 516   |
| 17-0135 | CITROËN / CITROËN LCV / PEUGEOT LCV  | -  |                                   |               | 118, 155, 516   |
| 17-0136 | CITROËN / PEUGEOT LCV                | 3272.1N / 3272.A4 / 3272.A6 / 3272.Y4 / 3273.K2 / 96091415 / 96171874 / 96173637   | 302440 / 303250                   | 21131 / 20669 | 121-123, 145-155, 517   |
| 17-0137 | CITROËN / PEUGEOT LCV                | 3273.0S / 3273.K3 / 96031845 / 96091416 / 96171873 / 96171875 / 96173636   | 302441 / 302879 / 303251          | 21132 / 20674 | 121-123, 145-155, 517   |



| <b>METELLI</b><br>ref. | <b>MARCA</b><br><b>MAKE</b>  | <b>ADATTABILE A OES</b><br><b>ADAPTABLE FOR OES</b>             | <b>ADATTABILE A</b><br><b>ADAPTABLE FOR</b><br><b>GKN/LÖBRO</b> | <b>ADATTABILE A</b><br><b>ADAPTABLE FOR</b><br><b>SPIDAN</b> | <b>PAGINA</b><br><b>PAGE</b>                               |
|------------------------|--|---|---|--|--|
| <b>17-0138</b>         | CITROËN / CITROËN LCV / FIAT / FIAT LCV / LANCIA / PEUGEOT / PEUGEOT LCV | 3272.L9 / 3272.M0 / 9619947588                                  | 303054  | 20952  | 134, 168-169, 232-233, 254, 350, 505-506, 514              |
| <b>17-0139</b>         | CITROËN / CITROËN LCV / FIAT / FIAT LCV / LANCIA / PEUGEOT / PEUGEOT LCV | 3273.T3 / 3273.T4 / 9619947688                                  | 303055  | 20953  | 134, 168-169, 232-233, 254, 350, 505-506, 514              |
| <b>17-0140</b>         | CITROËN / CITROËN LCV / FIAT / FIAT LCV / LANCIA / PEUGEOT / PEUGEOT LCV | 3272.1L / 3272.L1 / 3272.P5                                     | 303056  | 20954  | 134-135, 168-169, 232-233, 254, 350, 505-506, 514          |
| <b>17-0141</b>         | CITROËN / CITROËN LCV / FIAT / FIAT LCV / LANCIA / PEUGEOT / PEUGEOT LCV | 3273.5X / 3273.V7 / 3273.W0                                     | 303057  | 20955  | 134-135, 168-169, 232-233, 254, 350, 505-506, 514          |
| <b>17-0142</b>         | CITROËN / CITROËN LCV / FIAT / FIAT LCV / LANCIA / PEUGEOT / PEUGEOT LCV | 3272.K8 / 3272.L0 / 9617408188                                  | 303058  | 20956  | 134-135, 160, 168, 233-234, 254-255, 351, 506-507, 514     |
| <b>17-0143</b>         | CITROËN / CITROËN LCV / FIAT / FIAT LCV / LANCIA / PEUGEOT / PEUGEOT LCV | 3273.S2 / 3273.S4 / 9617408288                                  | 303059  | 20957  | 134-135, 160, 168, 233-234, 254-255, 351, 506-507, 514     |
| <b>17-0144</b>         | CITROËN / CITROËN LCV / FIAT / FIAT LCV / LANCIA / PEUGEOT / PEUGEOT LCV | 3272.3L / 3272.K7 / 3272.V0 / 3272.V7 / 9626083988              | 303060  | 20958  | 134-135, 160, 168, 233-234, 254-255, 351, 506-507, 514-515 |
| <b>17-0145</b>         | CITROËN / CITROËN LCV / FIAT / FIAT LCV / LANCIA / PEUGEOT / PEUGEOT LCV | 3273.06 / 3273.15 / 3273.5Y / 3273.7E / 3273.S1 / 9626084088    | 303061  | 20959  | 134-135, 160, 168, 233-234, 254-255, 351, 506-507, 514-515 |
| <b>17-0146</b>         | CITROËN / PEUGEOT  | 3272.G1 / 3272.X9   | 302928  | 21697  | 137, 465-466   |
| <b>17-0147</b>         | CITROËN / PEUGEOT  | 3273.0L / 3273.N7   | 302929  | 23351 / 21698  | 137, 465-466   |
| <b>17-0149</b>         | CITROËN  | 3273.P2 / 3273.P3 / 96164213 / 96164350                         | 302883 / 302887   | 20660 / 20678  | 138-142  |
| <b>17-0150</b>         | CITROËN  | 3272.Q0 / 3272.Q3 / 3272.Q4 / 3272.Q5 / 3272.Q6 / 3272.Q9       | 302880 / 302937   | 20629 / 20675  | 138-142  |
| <b>17-0156</b>         | CITROËN  | 3272.2Z   | 303237  | 21115  | 145, 148   |
| <b>17-0157</b>         | CITROËN  | 3273.2Y / 3273.2Z   | 303238  | 21116  | 145, 148   |
| <b>17-0158</b>         | CITROËN LCV / FIAT LCV / PEUGEOT LCV                                     | 1495545080 / 1496136080 / 3272.J2 / 3272.V4 / 3272.V5           | 303050  | 20948  | 161-167, 240-246, 508-513                                  |
| <b>17-0159</b>         | CITROËN LCV / FIAT LCV / PEUGEOT LCV                                     | 1495546080 / 1496137080 / 3273.10 / 3273.13 / 3273.Q7           | 303051  | 20949  | 161-167, 240-246, 508-513                                  |
| <b>17-0160</b>         | CITROËN LCV / FIAT LCV / PEUGEOT LCV                                     | 1478551080 / 1487937088 / 3272.J7 / 3272.J8 / 3272.V3           | 303052  | 20950  | 161-167, 240-247, 508-512                                  |
| <b>17-0161</b>         | CITROËN LCV / FIAT LCV / PEUGEOT LCV                                     | 1478552080 / 1487936088 / 3273.09 / 3273.5V / 3273.R2 / 3273.R3 | 303053  | 20951  | 161-167, 240-247, 508-512                                  |
| <b>17-0162</b>         | FORD EUROPE  | 1059534 / R94FX3220BA   | 303545  | 21707  | 267-268, 283   |
| <b>17-0164</b>         | PEUGEOT  | 3272.F6 / 3272.F8   | 301848  | 21671  | 478-479, 482, 495-498                                      |
|                        |  |   |   |  |  |

|         |  |   |  |                       |   |
|---------|--|---|--|-----------------------|---|
| 17-0165 | PEUGEOT                                  | 3273.L7   | 301847                                     | 21672                 | 478-479, 482, 495-498                   |
| 17-0166 | PEUGEOT                                  | 3272.0F / 3272.0G / 3272.61 / 3272.E1   | 302428                                     | 21683                 | 478-479, 482, 495-498                   |
| 17-0167 | PEUGEOT                                  | 3272.L3 / 3273.1H / 3273.1J / 3273.C5 / 3273.E6 / 3273.E9 / 3273.K6                           | 301841 / 302427                            | 21670 / 21684         | 478-479, 482, 495-498                   |
| 17-0169 | RENAULT / RENAULT LCV, TRUCK             | -   | 303229 / 304465                            | 24118                 | 523, 525, 532-534, 580-582              |
| 17-0171 | VOLKSWAGEN                               | 6E0 407 271G / 6E0 407 451BX / 6N0 407 271H / 6N0 407 451BX                                   | 304438                                     | 24091                 | 726-727, 752-754                        |
| 17-0172 | VOLKSWAGEN                               | 6E0 407 272H / 6E0 407 452AX / 6N0 407 272J   | 301718 / 304439                            |                       | 726-727, 752-754                        |
| 17-0173 | MERCEDES BENZ / MERCEDES BENZ LCV, TRUCK | 638 334 17 34   | 302843                                     | 20163                 | 371-372, 375-376                        |
| 17-0174 | CITROËN / PEUGEOT                        | 3273.A9 / 3273.C0 / 3273.H4 / 3273.H8 / 9614188180  | 302437                                     |                       | 143-144, 504                            |
| 17-0175 | CITROËN / PEUGEOT                        | 3272.38 / 3272.39 / 3272.90 / 3272.J9 / 9614188080  | 302436                                     |                       | 143-144, 504                            |
| 17-0176 | CITROËN / PEUGEOT                        | 3272.60 / 3273.A6 / 3273.C1 / 3273.C6 / 3273.H5 / 95643952 / 96145819                         | 304320                                     | 20686                 | 143-144, 504-505                        |
| 17-0177 | CITROËN / PEUGEOT                        | 3272.35 / 3272.40 / 3272.60 / 3272.87   | 304319                                     | 20685                 | 143-144, 504-505                        |
| 17-0178 | CITROËN                                  | 95563213  |  |                       | 117, 136                                |
| 17-0179 | LADA                                     | 2108-2215011  | 302436 / 301467                            | 20815                 | 333-335                                 |
| 17-0180 | LADA                                     | 2108-2215010  | 301468                                     | 20816                 | 333-335                                 |
| 17-0181 | AUDI                                     | 895 407 271D / 8A0 407 271AE  | 300799 / 301258 / 301261                   | 22538                 | 43, 45, 47-51, 54-57, 91, 93            |
| 17-0182 | AUDI                                     | 811 407 271M / 895 407 272D / 8A0 407 272AE   | 301666 / 301285 / 301257 / 300800 / 301260 | 22537 / 22814 / 22485 | 43, 45, 47-51, 54-57, 91, 93            |
| 17-0183 | AUDI                                     | 895 407 271C  | 301247 / 301258 / 301561                   | 22504 / 22538 / 22502 | 43-44, 46-47, 54                        |
| 17-0184 | AUDI                                     | 895 407 272C  | 301560 / 300801 / 301248 / 301257          | 22505 / 22508         | 43-44, 46-47, 54                        |
| 17-0185 | MERCEDES BENZ / MERCEDES BENZ LCV, TRUCK | 638 334 23 34   | 303152                                     | 21011                 | 371-372, 375                            |
| 17-0186 | VOLKSWAGEN LCV                           | 701 407 271B  | 301323                                     | 20592                 | 780-786                                 |
| 17-0187 | VOLKSWAGEN                               | 1H0 407 271A / 1H0 407 271AX  | 301241                                     | 23544                 | 694-696, 698-699, 701-702, 704-705, 770 |
| 17-0188 | VOLKSWAGEN                               | 1H0 407 272A / 1H0 407 272AX / 1H0 407 272M / 1H0 407 272MX                                   | 301722                                     | 22622                 | 694-696, 698-699, 701-702, 704-705, 770 |
| 17-0189 | VOLKSWAGEN                               | 191 407 272AK / 191 407 272J  | 301545                                     | 22468                 | 685-686, 691                            |
| 17-0190 | LANCIA                                   | 46307735  |  |                       | 342-343                                 |
| 17-0192 | ALFA ROMEO                               | 46307031 / 60583795   | 302388                                     | 23847                 | 1-2                                     |
| 17-0194 | ALFA ROMEO                               | 60562865  | 302392 / 302658                            | 23851 / 21331         | 1-3, 5-7, 23, 25                        |
| 17-0196 | OPEL LCV / RENAULT LCV, TRUCK            | 4409210 / 4414517 / 82 00 334 338 / 91166708 / 91168795 / 93852699                            | 303495                                     | 21962                 | 463, 589                                |
| 17-0197 | AUDI / VOLKSWAGEN                        | 8D0 407 271AP / 8D0 407 271DL / 8D0 407 451V / 8D0 407 451X                                   | 301218                                     | 22683                 | 63, 65-66, 738                          |
| 17-0198 | AUDI / VOLKSWAGEN                        | 8D0 407 272AP / 8D0 407 272DL / 8D0 407 452V / 8D0 407 452X                                   | 301221                                     | 22682                 | 63, 65-66, 738                          |
| 17-0199 | AUDI / VOLKSWAGEN                        | 8D0 407 271AQ / 8D0 407 451AV / 8D0 407 451AX   | 301219                                     | 22685                 | 64-66, 738-739                          |
| 17-0200 | AUDI / VOLKSWAGEN                        | 8D0 407 272AQ / 8D0 407 452AV / 8D0 407 452AX   | 301222                                     | 22684                 | 64-66, 738-739                          |
| 17-0201 | AUDI / VOLKSWAGEN                        | 8D0 407 271AN / 8D0 407 271DP / 8D0 407 451BV / 8D0 407 451BX / 8D0 407 451FX                 | 300829 / 301220                            | 22689 / 22827         | 67, 738                                 |
| 17-0202 | AUDI / VOLKSWAGEN                        | 8D0 407 272AN / 8D0 407 272BJ / 8D0 407 272CL / 8D0 407 272DP / 8D0 407 452BV / 8D0 407 452BX | 300832 / 301223                            | 22688 / 22826         | 67, 738                                 |

| METELLI<br>ref. | MARCA<br>MAKE                    | ADATTABILE A OES<br>ADAPTABLE FOR OES   | ADATTABILE A<br>ADAPTABLE FOR<br>GKN/LÖBRO | ADATTABILE A<br>ADAPTABLE FOR<br>SPIDAN | PAGINA<br>PAGE  |
|-----------------|----------------------------------|---|--|---|---|
| 17-0205         | AUDI                             | 4A0 407 451 / 4A0 407 452F  | 300819 / 301307                            | 22589                                   | 34, 81  |
| 17-0206         | AUDI                             | 4A0 407 452E  | 300820 / 301313                            | 22590                                   | 34, 81  |
| 17-0207         | AUDI / SEAT / SKODA / VOLKSWAGEN | 1J0 407 271AC / 1J0 407 271AH / 1J0 407 271AL / 1J0 407 271AM / 1J0 407 271F / 1J0 407 271Q | 303155 / 303153                            | 21014 / 21012                           | 58, 624, 642-643, 676-677, 705-707                                |
| 17-0208         | AUDI / SEAT / SKODA / VOLKSWAGEN | 1J0 407 272AP / 1J0 407 272BL / 1J0 407 272F  | 303154 / 303156                            | 21013 / 21015                           | 58, 624, 642-643, 676-677, 705-707                                |
| 17-0211         | AUDI / SEAT / SKODA / VOLKSWAGEN | 1J0 407 272 / 1J0 407 272AT / 1J0 407 272JK   | 303162                                     | 21021                                   | 59, 624-625, 632-633, 643-644, 677-678, 706-709, 728-729, 736-737 |
| 17-0212         | BMW                              | 33 21 1 227 172   | 300653                                     |   | 99-100  |
| 17-0213         | BMW                              | 33 20 1 227 221 / 33 21 1 226 047 / 33 21 1 226 720   | 300681 / 300682                            | 20541 / 21982                           | 103   |
| 17-0214         | BMW                              | 33 21 1 227 032 / 33 21 1 227 606   | 300624 / 300645                            | 21998                                   | 99-100  |
| 17-0215         | MERCEDES BENZ                    | 201 350 18 10   | 300689 / 300701                            | 22704                                   | 366   |
| 17-0216         | BMW                              | 33 20 1 229 141 / 33 20 1 229 374 / 33 21 1 229 420 / 33 21 1 229 432                       |  |   | 103   |
| 17-0217         | CITROËN                          | 3272.1F / 3272.6F   | 303241 / 303247                            | 21122 / 21128                           | 145, 148  |
| 17-0218         | CITROËN                          | 3273.3Z / 3273.6H   | 303242 / 303248                            | 21123 / 21129                           | 145, 148  |
| 17-0219         | FIAT                             | 7778448   |  |   | 184-185   |
| 17-0220         | FIAT                             | 7765363   |  |   | 184-185   |
| 17-0223         | FIAT / LANCIA                    | 7778166   |  |   | 186, 337-338  |
| 17-0226         | FIAT                             | 46307110  | 302971                                     | 20341                                   | 186-187   |
| 17-0231         | FIAT / FIAT LCV                  | 46477176 / 7668798  | 303652 / 304368                            | 22842                                   | 189, 222, 256   |
| 17-0232         | FIAT / FIAT LCV                  | 46476614 / 7699037  | 304369 / 303653                            | 22843                                   | 189, 222, 256   |
| 17-0233         | FIAT / FIAT LCV                  | 46476612 / 7721633  | 303654                                     | 22844                                   | 189, 222, 256   |
| 17-0234         | FIAT / FIAT LCV                  | 46409864  | 303655                                     | 22845                                   | 189, 222, 256   |
| 17-0235         | FIAT / LANCIA                    | 7739015   | 303656                                     | 22846                                   | 212-213, 347-348  |
| 17-0236         | FIAT / LANCIA                    | 7739016   | 303657                                     | 22847                                   | 212-213, 347-348  |
| 17-0237         | FIAT / LANCIA                    | -   |  |   | 212-213, 347-348  |
| 17-0238         | FIAT / LANCIA                    | -   | 303659                                     | 22849                                   | 212-213, 347-348  |
| 17-0239         | FIAT                             | 46307081  | 303711                                     | 22940                                   | 200, 203  |
| 17-0240         | FIAT                             | 46307073  |  |   | 200, 203  |
| 17-0241         | FIAT / FIAT LCV                  | 46307102  | 302974                                     | 20344                                   | 201, 203-204, 251   |
| 17-0242         | FIAT / FIAT LCV                  | 46307101  | 302975                                     | 20345                                   | 201, 203-204, 251   |
| 17-0243         | FIAT / FIAT LCV / LANCIA         | 46307011  | 302391                                     |   | 189-190, 202, 204, 251, 340                                       |
| 17-0244         | FIAT / FIAT LCV / LANCIA         | 46307010 / 46307111   | 302389 / 302390 / 302392                   | 23848 / 23849                           | 189-190, 202, 204, 251, 340                                       |
| 17-0245         | FIAT / LANCIA                    | 7740977   |  |   | 212-214, 348  |
| 17-0246         | FIAT / LANCIA                    | 7794472   |  |   | 212-214, 348  |

|         |                                 |   |                          |                       |                           |
|---------|---------------------------------|---|--------------------------|-----------------------|---------------------------|
| 17-0249 | FORD EUROPE                     | 5024574 / 5024575 / 5026653 / 6596778 / 6596779 / 91AX3220DA / R92AX3220DA      | 301356 / 301360          | 23619                 | 263-264, 290              |
| 17-0250 | FORD EUROPE                     | 5024568 / 5024569 / 5026652 / 6596773 / 91AX3219DA / R92AX3219DA                | 301359 / 301355          | 23607                 | 263-264, 290              |
| 17-0251 | FORD EUROPE / FORD LCV, TRUCK   | R97FX3220BA   |                          |                       | 268-270, 294-295          |
| 17-0252 | FORD EUROPE / FORD LCV, TRUCK   | R97FX3219BA   |                          |                       | 268-270, 294-295          |
| 17-0255 | FORD EUROPE                     | 5029043 / 7024792 / 93BG3B437AE / R93BG3B437AE                                  | 302398                   | 21511                 | 283-286                   |
| 17-0256 | FORD EUROPE                     | 5029038 / 7024790 / 93BG3B436AE / R93BG3B436AE                                  | 302397                   | 21512                 | 283-286                   |
| 17-0257 | FORD EUROPE                     | 5029040 / 7024791 / 93BG3B437AAE / R93BG3B437AAE                                | 302400                   | 21521                 | 283-286                   |
| 17-0258 | FORD EUROPE                     | 5029036 / 7024789 / 93BG3B436AAE / R93BG3B436AAE                                | 302399                   | 21518                 | 283-286                   |
| 17-0259 | FORD EUROPE                     | 1008428 / 1023213 / R93BG3B437BD / R93BG3B437BE                                 | 302403                   | 21513                 | 284-286                   |
| 17-0260 | FORD EUROPE                     | 1008385 / 1023211 / 6757668 / 6757676 / R93BG3B436BE                            | 302404                   | 21514                 | 284-286                   |
| 17-0261 | FORD EUROPE                     | 5029041 / 6757672 / 93BG3B437ABD / 93BG3B437ABE / R93BG3B437ABD / R93BG3B437ABE | 302405                   | 21523                 | 284-286                   |
| 17-0262 | FORD EUROPE                     | 5029037 / 6757666 / 93BG3B436ABD / 93BG3B436ABE / R93BG3B436ABD / R93BG3B436ABE | 302406                   | 21520                 | 284-286                   |
| 17-0263 | FORD EUROPE / FORD LCV, TRUCK   | -   | 303548                   | 21710                 | 270-271, 295              |
| 17-0265 | FORD EUROPE                     | 1059533 / R94FX3219BA   | 303544                   | 21706                 | 267-268, 283              |
| 17-0267 | FORD EUROPE / SEAT / VOLKSWAGEN | 7M0 407 272E / 7M3 407 272A / 95VW3B436BA / 95VW3B436FA                         | 302831 / 302833 / 302835 | 20151 / 20153 / 20155 | 279-280, 605-606, 763-764 |
| 17-0268 | MERCEDES BENZ                   | -   | 303355                   | 21192                 | 370                       |
| 17-0271 | OPEL                            | 374145 / 374183 / 90348324 / 90350824   | 301706                   |                       | 423-424, 449-450          |
| 17-0272 | OPEL                            | 374144 / 374184 / 90348325 / 90350907   | 301708                   |                       | 423-424, 449-450          |
| 17-0273 | OPEL                            | 374183 / 374235 / 90350824 / 90511247 / 90511255                                | 301709                   | 21433                 | 423-424, 430-431, 449-450 |
| 17-0274 | OPEL                            | 374184 / 374236 / 90350907 / 90511248   | 301708                   | 21434                 | 423-424, 449-450          |
| 17-0275 | OPEL                            | 374178 / 374188 / 374211 / 374229 / 90350905 / 90444327                         | 301505 / 301506          | 21407                 | 420-423, 448              |
| 17-0276 | OPEL                            | 374178 / 374210 / 374230 / 90350865 / 90444328                                  | 301505 / 301506          | 21406                 | 420-423, 448              |
| 17-0279 | OPEL / OPEL LCV                 | 26029828 / 374222   | 302385                   | 21471                 | 433-435, 447, 457, 459    |
| 17-0280 | OPEL / OPEL LCV                 | 26029827 / 374221   | 302386                   | 21470                 | 433-435, 447, 457, 459    |
| 17-0283 | PEUGEOT                         | 3272.S5   | 302920                   | 21689                 | 498-499                   |
| 17-0284 | PEUGEOT                         | -   | 302921 / 302925          | 21690 / 21694         | 498-500                   |
| 17-0285 | PEUGEOT                         | 3272.S2   | 302922                   | 21691                 | 498-499                   |
| 17-0286 | PEUGEOT                         | 3273.Y7 / 3273.Y9   | 302927 / 302923          | 21692                 | 498-500                   |
| 17-0287 | PEUGEOT                         | 3272.S6   | 302922 / 302924          | 21693                 | 499-500                   |
| 17-0288 | PEUGEOT                         | 3272.S3   | 302923 / 302926          | 21695                 | 499-500                   |
| 17-0291 | PEUGEOT                         | -   | 302922 / 303491          | 21958                 | 500-501                   |
| 17-0292 | PEUGEOT                         | 3273.Z0   | 302923 / 303492          | 21959                 | 500-501                   |
| 17-0297 | RENAULT                         | 77 01 352 134   | 302904                   | 22133                 | 536-537                   |
| 17-0298 | RENAULT                         | 77 01 352 141   | 302903                   | 22132                 | 536-537                   |
| 17-0299 | RENAULT                         | 77 11 130 027   | 302908                   | 22137                 | 536-537                   |
| 17-0300 | RENAULT                         | 77 11 130 028   | 302907                   | 22136                 | 536-537                   |
| 17-0301 | RENAULT                         | 77 01 352 386   | 302906                   | 22135                 | 535-537, 539              |
| 17-0302 | RENAULT                         | 77 01 349 997 / 77 01 352 385   | 302905                   | 22134                 | 535-537, 539              |
| 17-0303 | RENAULT                         | 77 01 349 994   | 302908                   |                       | 535-537, 539              |
| 17-0304 | RENAULT                         | 77 01 349 998   | 302907                   |                       | 535-537, 539              |

| METELLI<br>ref. | MARCA<br>MAKE                      | ADATTABILE A OES<br>ADAPTABLE FOR OES  | ADATTABILE A<br>ADAPTABLE FOR<br>GKN/LÖBRO | ADATTABILE A<br>ADAPTABLE FOR<br>SPIDAN | PAGINA<br>PAGE  |
|-----------------|------------------------------------|--|--|---|---|
| 17-0305         | RENAULT                            | 77 01 349 992 / 77 01 352 130  | 302910                                     | 22146                                   | 537-538, 540  |
| 17-0306         | RENAULT                            | 77 01 352 427  | 302899                                     | 22126                                   | 537-538, 540  |
| 17-0307         | RENAULT                            | 77 01 352 129  | 302911                                     | 22147                                   | 537-538, 540  |
| 17-0308         | RENAULT                            | 77 01 352 428  | 302898                                     | 22125                                   | 537-538, 540  |
| 17-0311         | RENAULT                            | 77 01 349 955 / 77 01 351 948  | 302888                                     | 23338                                   | 573-574   |
| 17-0312         | RENAULT                            | 77 01 349 959 / 77 01 351 960  | 302889                                     | 23339                                   | 573-574   |
| 17-0313         | RENAULT                            | 77 01 470 173  | 303462                                     | 21571                                   | 529   |
| 17-0314         | RENAULT                            | 77 01 470 175  | 303461                                     | 21570                                   | 529   |
| 17-0315         | RENAULT                            | 77 01 352 415 / 77 01 469 845  | 303066                                     |   | 549, 551  |
| 17-0316         | RENAULT                            | 77 01 352 422 / 77 01 469 847  | 303456                                     |   | 549, 551  |
| 17-0317         | RENAULT                            | -  | 303078                                     |   | 549, 551  |
| 17-0318         | RENAULT                            | -  | 303458                                     |   | 549, 551  |
| 17-0319         | RENAULT                            | 77 01 470 701  |  |   | 538, 540  |
| 17-0320         | RENAULT                            | 77 01 470 703  |  |   | 538, 540  |
| 17-0323         | RENAULT                            | -  | 303460                                     | 21569                                   | 529   |
| 17-0324         | RENAULT                            | 82 00 029 470  | 303459                                     | 21568                                   | 529   |
| 17-0327         | ALFA ROMEO                         | 60815369   |  |   | 2-3, 23, 25   |
| 17-0328         | ALFA ROMEO                         | 46307144 / 46307301 / 46307304 / 46307316 / 46307342   |  |   | 8-9, 22   |
| 17-0329         | CITROËN                            | 3272.2V / 3272.EJ  | 303581                                     | 21969                                   | 131   |
| 17-0330         | CITROËN                            | 3273.8P / 3273.EJ  | 303580 / 303582                            | 21968 / 21970                           | 131   |
| 17-0338         | HONDA / ROVER                      | 44305-SF0-030  | 304274                                     | 23358                                   | 312-314, 318, 592, 594  |
| 17-0339         | SEAT / VOLKSWAGEN / VOLKSWAGEN LCV | 191 407 271H / 191 407 271HX / 191 407 271K / 191 407 271S / 191 407 271T                                | 301717 / 301715                            | 22495                                   | 612-613, 618-620,<br>629-631, 685-686,<br>690-691, 722-723,<br>761-762, 774 |
| 17-0342         | VOLVO                              | 8602072  | 304282                                     | 23604                                   | 796-797   |
| 17-0343         | VOLVO                              | -  | 304283                                     | 23606                                   | 796-797   |
| 17-0348         | OPEL                               | 90512386   | 304410 / 304411                            | 24062                                   | 451-452   |
| 17-0349         | OPEL                               | 90512983   | 304410 / 304411                            | 24063                                   | 451-452   |
| 17-0350         | OPEL / OPEL LCV                    | 374323 / 90538604 / 9117409  | 304420                                     | 24073                                   | 426, 454, 456   |
| 17-0351         | OPEL / OPEL LCV                    | 374324 / 90538605 / 9117410  | 304421                                     | 24074                                   | 426, 454, 456   |
| 17-0352         | VOLKSWAGEN                         | 1H0 407 271 / 1H0 407 271H / 1H0 407 271V / 1H0 407 271X   | 301551                                     | 22625                                   | 692-693, 700,<br>768-769  |
| 17-0353         | VOLKSWAGEN                         | 1H0 407 272AC / 1H0 407 272AG / 1H0 407 274V / 1H0 407 274X  | 301553                                     | 22628                                   | 692, 700, 768-769   |
| 17-0355         | VOLKSWAGEN                         | 1H0 407 272 / 1H0 407 272AD / 1H0 407 272Q / 1H0 407 272QV / 1H0 407 272QX / 1H0 407 272X / 357 407 272E | 301552 / 301554 / 301549                   | 22630 / 23543                           | 692-693, 695-696,<br>700-702, 733-734,<br>768-769                           |
| 17-0357         | VOLKSWAGEN                         | 1H0 407 272AF / 1H0 407 272C / 1H0 407 272MV / 1H0 407 272S  | 301722                                     |   | 698-699, 704-705, 771   |

|         |  |   |                          |                       |  |
|---------|--|---|--------------------------|-----------------------|--|
| 17-0358 | AUDI / SEAT / SKODA / VOLKSWAGEN         | 1J0 407 271AP / 1J0 407 271AQ / 1J0 407 271C / 1J0 407 271DL / 1J0 407 271FN / 1J0 407 271H / 1J0 407 451AX | 303157 / 303161          | 21016 / 21020         | 59, 624-625, 632-633, 643, 677-678, 698-699, 704-709, 728-729, 736-737 |
| 17-0359 | VOLKSWAGEN LCV                           | 701 407 271C  | 301322                   | 20591                 | 780-786  |
| 17-0360 | FORD EUROPE / SEAT / VOLKSWAGEN          | 7M0 407 271J / 7M0 407 271L   | 302834 / 302832 / 302830 | 20150 / 20152 / 20154 | 279-280, 605-606, 763-764  |
| 17-0361 | OPEL                                     | 374185 / 90350910   | 301710                   | 21435                 | 430-431, 449-450   |
| 17-0363 | HONDA / ROVER                            | 44306-SB0-010 / 44306-SB0-020 / 44306-SB0-970 / 44306-SB0-971   | 304275                   | 23359                 | 312-314, 318, 592, 594   |
| 17-0372 | FORD EUROPE                              | 3667428   | 304232                   | 23298                 | 273-274  |
| 17-0373 | FORD EUROPE                              | 3667429   | 304233                   | 23299                 | 273-274  |
| 17-0374 | FORD EUROPE                              | 3652047   | 304234                   | 23300                 | 274  |
| 17-0375 | FORD EUROPE                              | 1141768 / 3652045   | 304235                   | 23301                 | 274  |
| 17-0376 | MERCEDES BENZ / MERCEDES BENZ LCV, TRUCK | -   | 302843                   |                       | 371-372, 375-376   |
| 17-0377 | MERCEDES BENZ / MERCEDES BENZ LCV, TRUCK | -   | 303152                   |                       | 371-372, 375   |
| 17-0378 | OPEL LCV / RENAULT LCV, TRUCK            | 4409208 / 4414516 / 82 00 069 146 / 82 00 169 291 / 91166707 / 91168794                                     | 303496                   | 21963                 | 463, 589   |
| 17-0379 | PEUGEOT                                  | 3272.6E / 3272.7E   | 303199 / 301199          | 21036                 | 470  |
| 17-0380 | PEUGEOT                                  | 3273.3X / 3273.3Y   | 303200                   | 21037                 | 470-471  |
| 17-0381 | PEUGEOT                                  | 3272.3C / 3272.3L / 3272.4C   | 303202                   | 21039                 | 470  |
| 17-0382 | PEUGEOT                                  | 3273.3L / 3273.3M / 9630767280  | 303203                   | 21040                 | 470-471  |
| 17-0383 | PEUGEOT                                  | 3272.8E / 3272.9E   | 303204                   | 21041                 | 470-471  |
| 17-0385 | PEUGEOT                                  | 3272.5C / 3272.6C / 9630767880  | 303205                   | 21042                 | 470-471  |
| 17-0387 | PEUGEOT                                  | 3272.Y0 / 3272.Y1   | 303208                   |                       | 471  |
| 17-0388 | PEUGEOT                                  | 3273.0M   | 303209                   |                       | 471  |
| 17-0389 | PEUGEOT                                  | 3273.AQ   | 303208                   | 21045                 | 471  |
| 17-0390 | PEUGEOT                                  | 3273.0N / 3273.0P   | 303209                   | 21046                 | 471  |
| 17-0391 | PEUGEOT                                  | 3272.Y9   | 303216                   |                       | 471-472  |
| 17-0392 | PEUGEOT                                  | 3273.0Y / 3273.0Z   | 303217                   |                       | 471-472  |
| 17-0393 | PEUGEOT                                  | 3272.YE / 3272.Z0   | 303216                   | 21049                 | 471-472  |
| 17-0394 | PEUGEOT                                  | -   | 303217                   | 21050                 | 471-472  |
| 17-0395 | RENAULT / RENAULT LCV, TRUCK             | 77 00 108 248   | 303228                   | 21061                 | 523-526, 532-534, 579-583  |
| 17-0396 | RENAULT / RENAULT LCV, TRUCK             | 77 01 352 775 / 77 01 352 777   | 304463 / 303229          | 21062 / 24116         | 523-526, 532-534, 579-583  |
| 17-0397 | RENAULT / RENAULT LCV, TRUCK             | 77 11 135 246   | 304462 / 303230 / 303233 | 21063 / 21066 / 24115 | 523-526, 532-534, 579-583  |
| 17-0398 | RENAULT / RENAULT LCV, TRUCK             | 77 01 352 774 / 77 01 352 776 / 77 01 470 721   | 303234 / 304302          | 21067 / 23665         | 523-526, 532-534, 579-583  |
| 17-0399 | RENAULT                                  | -   |                          |                       | 525  |
| 17-0400 | RENAULT                                  | -   |                          |                       | 525  |
| 17-0401 | RENAULT                                  | 77 01 352 771   | 303228                   |                       | 522  |
| 17-0402 | RENAULT                                  | 77 01 352 882   | 303229                   |                       | 522  |
| 17-0403 | RENAULT                                  | 77 00 110 484 / 77 00 111 364 / 77 01 352 881   | 303233                   |                       | 522  |

\* =OE Semiasse/ Driveshaft/ Trasmissione/ Achswelle/ Semieje  
# =OE Giunto senza KIT/ CVJ w/o KIT/ Joint sans Kit/ Gelenk Ohne Satz/ Junta sin Kit

| METELLI<br>ref. | MARCA<br>MAKE                 | ADATTABILE A OES<br>ADAPTABLE FOR OES   | ADATTABILE A<br>ADAPTABLE FOR<br>GKN/LÖBRO | ADATTABILE A<br>ADAPTABLE FOR<br>SPIDAN | PAGINA<br>PAGE                         |
|-----------------|-------------------------------|---|--|---|--|
| 17-0404         | RENAULT                       | 77 00 110 482 / 77 00 111 365 / 77 00 111 385   | 303234                                     |   | 522                                    |
| 17-0405         | OPEL LCV / RENAULT LCV, TRUCK | 77 00 102 979 / 77 11 135 278   | 303220                                     |   | 462-463, 584                           |
| 17-0406         | OPEL LCV / RENAULT LCV, TRUCK | 77 00 102 981 / 77 11 135 280   | 303221                                     | 21054                                   | 462-463, 584                           |
| 17-0407         | OPEL LCV / RENAULT LCV, TRUCK | 77 00 102 978 / 77 00 103 022   | 303218                                     | 21051                                   | 462-463, 584                           |
| 17-0408         | OPEL LCV / RENAULT LCV, TRUCK | 77 00 102 980 / 77 00 102 999   | 303219                                     | 21052                                   | 462-463, 584                           |
| 17-0409         | OPEL LCV / RENAULT LCV, TRUCK | 4401721 / 82 00 052 429 / 9109721   | 303220                                     | 21053                                   | 461, 463, 583-584                      |
| 17-0410         | OPEL LCV / RENAULT LCV, TRUCK | 82 00 052 427   | 303221                                     |   | 463, 584                               |
| 17-0411         | OPEL LCV / RENAULT LCV, TRUCK | 4401720 / 82 00 052 428 / 9109720   | 303218                                     | 21051                                   | 461, 463, 583-584                      |
| 17-0412         | OPEL LCV / RENAULT LCV, TRUCK | 77 00 102 980 / 82 00 169 281   | 303219                                     |   | 463, 584                               |
| 17-0413         | RENAULT                       | 82 00 031 137   | 303549                                     | 21711                                   | 535-536, 538-539                       |
| 17-0414         | RENAULT                       | 82 00 024 622   | 303550                                     | 21721 / 22326                           | 535-536, 538-539                       |
| 17-0415         | CITROËN / CITROËN LCV         | 3272.EN / 3272.EP / 3272.FW / 3272.FX   | 303463                                     | 22111                                   | 123-125, 160                           |
| 17-0416         | CITROËN / CITROËN LCV         | 3273.EA / 3273.EN / 3273.EP / 3273.EY   | 303466 / 303464                            | 22112 / 22114                           | 123-125, 160                           |
| 17-0421         | FIAT                          | 46538020  |  |   | 206                                    |
| 17-0422         | ALFA ROMEO / FIAT             | 46307098  |  |   | 1, 205                                 |
| 17-0423         | ALFA ROMEO / FIAT             | 46307096  |  |   | 1, 205                                 |
| 17-0424         | FIAT / FIAT LCV               | 46307687  | 304370 / 304522                            | 24175                                   | 215-217, 253                           |
| 17-0429         | RENAULT                       | 77 00 114 988 / 77 11 134 954 / 77 11 135 254 / 82 00 027 881   | 304959                                     | 24688                                   | 526                                    |
| 17-0430         | RENAULT                       | 77 00 114 987 / 77 11 134 459 / 77 11 135 253 / 82 00 027 842   | 304960                                     | 24689                                   | 526                                    |
| 17-0432         | RENAULT / RENAULT LCV, TRUCK  | 77 00 106 018 / 77 01 471 155   | 303231 / 303234                            | 21064                                   | 523, 525, 532-534,<br>580-582          |
| 17-0433         | SEAT                          | -   | 304438                                     |   | 608-609                                |
| 17-0434         | SEAT                          | -   | 304439                                     |   | 608-609                                |
| 17-0435         | SKODA                         | 115 420 214 / 6U0 407 271A  | 301470                                     | 23150                                   | 639-642                                |
| 17-0436         | SKODA                         | 115 420 217 / 6U0 407 272A  | 301469                                     | 23151                                   | 639-642                                |
| 17-0441         | SKODA                         | -   |  |   | 643-644                                |
| 17-0443         | AUDI / VOLKSWAGEN             | 1J0 407 271CG / 1J0 407 271EP / 1J0 407 271ES / 1J0 407 271FD / 1J0 407 271GC / 1J0 407 271LM / 1J0 407 271LN | 304351                                     | 23769                                   | 59, 678, 708                           |
| 17-0444         | AUDI / VOLKSWAGEN             | 1J0 407 272BJ / 1J0 407 272BR / 1J0 407 272GC / 1J0 407 272GD / 1J0 407 272KT                                 | 303927                                     | 22267                                   | 59, 678, 708                           |
| 17-0459         | VOLVO                         | 8601100 / 9122567 / 9163589   | 301395                                     |   | 791-792, 794-795,<br>800-802, 804, 806 |
| 17-0460         | VOLVO                         | 8601101 / 9122568 / 9163588   | 301396                                     |   | 791-792, 794-795,<br>800-802, 804, 806 |
| 17-0461         | VOLVO                         | 91225672  | 301773                                     |   | 792-795, 800-802,<br>805-806           |
| 17-0462         | VOLVO                         | 91225680  | 301774                                     |   | 792-795, 800-802,<br>805-806           |
| 17-0463         | VOLVO                         | 8601102 / 8601462 / 9122919 / 9163581 / 9183785   | 301773 / 302955                            | 20333                                   | 792-795, 800-802,<br>805-806           |



|         |                       |   |                 |               |                           |
|---------|-----------------------|---|-----------------|---------------|---------------------------|
| 17-0464 | VOLVO                 | 8601103 / 9122920 / 9163580                 | 301774 / 302952 | 20330         | 792-795, 800-802, 805-806 |
| 17-0466 | MERCEDES BENZ         | 168 360 31 72 / 168 370 21 72               | 304378 / 305034 | 23796 / 24762 | 367                       |
| 17-0467 | MERCEDES BENZ         | 168 360 33 72 / 168 370 22 72               | 304379          | 23797         | 367                       |
| 17-0472 | VOLKSWAGEN            | 6X0 407 271K / 6X0 407 451AX / 6X0 407 451X | 304441          | 24094         | 727, 753                  |
| 17-0474 | VOLKSWAGEN            | 6X0 407 272E / 6X0 407 452X                 | 304442          | 24095         | 727, 753                  |
| 17-0475 | VOLKSWAGEN            | 6E0 407 271C / 6E0 407 451X                 |                 |               | 726                       |
| 17-0476 | VOLKSWAGEN            | 6E0 407 272D / 6E0 407 452X                 | 304357          | 23775         | 726                       |
| 17-0477 | OPEL                  | 374042 / 374046                             |                 |               | 433                       |
| 17-0478 | OPEL                  | -   |                 |               | 433                       |
| 17-0479 | OPEL / OPEL LCV       | -   |                 |               | 435, 459                  |
| 17-0480 | OPEL / OPEL LCV       | -   |                 |               | 435, 459                  |
| 17-0481 | OPEL / OPEL LCV       | 26076859                                    |                 |               | 436-437, 460              |
| 17-0482 | OPEL / OPEL LCV       | 26086195                                    |                 |               | 436-437, 460              |
| 17-0483 | OPEL / OPEL LCV       | 24430493                                    |                 |               | 435-437, 458, 460         |
| 17-0484 | OPEL / OPEL LCV       | 24430495                                    |                 |               | 435-437, 458, 460         |
| 17-0485 | LANCIA                | 46307741                                    |                 |               | 342-343                   |
| 17-0486 | CITROËN / PEUGEOT     | 3272.8Q / 3272.9Q                           | 303349          | 21343         | 137, 466                  |
| 17-0487 | CITROËN / PEUGEOT     | 3273.7Q / 3273.7R                           | 303350          | 21344         | 137, 466                  |
| 17-0488 | CITROËN / PEUGEOT     | 3272.4Q / 3272.5Q                           | 303347          | 21341         | 137, 466                  |
| 17-0489 | CITROËN / PEUGEOT     | 3273.7K / 3273.7L                           | 303348          | 21342         | 137, 466                  |
| 17-0492 | CITROËN / PEUGEOT     | 3272.1Q / 3272.9P                           | 303343          | 21337         | 136-137, 466              |
| 17-0493 | CITROËN / PEUGEOT     | 3273.7F / 3273.7G                           | 303344          | 21338         | 136-137, 466              |
| 17-0494 | CITROËN / PEUGEOT     | 3272.2Q / 3272.3Q                           | 303345          | 21339         | 136-137, 466              |
| 17-0495 | CITROËN / PEUGEOT     | 3273.7H / 3273.7J                           | 303346          | 21340         | 136-137, 466              |
| 17-0496 | VOLVO                 | 8601679*                                    |                 |               | 797                       |
| 17-0497 | VOLVO                 | 8601678*                                    |                 |               | 797                       |
| 17-0502 | ALFA ROMEO            | 46307343                                    |                 |               | 10                        |
| 17-0503 | ALFA ROMEO / LANCIA   | 46307306                                    |                 |               | 13, 341                   |
| 17-0504 | ALFA ROMEO            | 46307345                                    |                 |               | 8-9                       |
| 17-0505 | ALFA ROMEO            | 46307473                                    |                 |               | 2                         |
| 17-0506 | ALFA ROMEO            | 46307474                                    |                 |               | 2                         |
| 17-0507 | ALFA ROMEO            | 46307346                                    | 303531          | 21577         | 8-9                       |
| 17-0516 | CITROËN               | 3272.Q5 / 3272.Q6                           |                 |               | 139-142                   |
| 17-0519 | CITROËN               | 3272.FP / 96171871                          | 302878 / 303253 | 20673 / 21134 | 147, 152-153, 155         |
| 17-0520 | CITROËN               | 3272.2L / 3272.9G                           | 303243          | 21124         | 145, 148                  |
| 17-0521 | CITROËN               | 3273.4T / 3273.6G                           | 303244          | 21125         | 145, 148                  |
| 17-0522 | CITROËN / CITROËN LCV | 3272.Z8                                     |                 |               | 118-119, 156              |
| 17-0523 | CITROËN / CITROËN LCV | 3273.6K                                     |                 | 20670         | 118-119, 156              |
| 17-0524 | CITROËN / CITROËN LCV | 3272.9L / 3272.Y3                           | 301934          | 20661         | 118-119, 156              |
| 17-0525 | CITROËN / CITROËN LCV | 3273.0R / 3273.6J                           | 301933          | 20662         | 118-119, 156              |

\* =OE Semiasse/ Driveshaft/ Trasmission/ Achswelle/ Semieje

# =OE Giunto senza KIT/ CVJ w/o KIT/ Joint sans Kit/ Gelenk Ohne Satz/ Junta sin Kit

| <b>METELLI</b><br>ref. | <b>MARCA</b><br><b>MAKE</b>     | <b>ADATTABILE A OES</b><br><b>ADAPTABLE FOR OES</b> | <b>ADATTABILE A</b><br><b>ADAPTABLE FOR</b><br><b>GKN/LÖBRO</b> | <b>ADATTABILE A</b><br><b>ADAPTABLE FOR</b><br><b>SPIDAN</b> | <b>PAGINA</b><br><b>PAGE</b> |
|------------------------|---------------------------------|---|---|--|------------------------------|
| 17-0526                | DACIA                           | 60 01 548 121                                       |   |  | 171                          |
| 17-0527                | DACIA                           | 60 01 548 120                                       |   |  | 171                          |
| 17-0528                | DAEWOO / DAEWOO LCV             | 96257821  |   |  | 174, 176                     |
| 17-0529                | DAEWOO / DAEWOO LCV             | 96257822  |   |  | 174, 176                     |
| 17-0530                | CHEVROLET / DAEWOO / DAEWOO LCV | 96257823  |   |  | 110, 174, 176                |
| 17-0531                | DAEWOO / DAEWOO LCV             | 96257824  |   |  | 174, 176                     |
| 17-0532                | FIAT                            | 46307112  |   |  | 184, 213-214                 |
| 17-0533                | FIAT                            | 46307149  |   |  | 184, 213-214                 |
| 17-0534                | FIAT                            | 46307131  |   |  | 184, 213-214                 |
| 17-0535                | FIAT                            | 7782545   |   |  | 184, 213-214                 |
| 17-0536                | FIAT                            | 46307466 / 46307565                                 | 304366  | 23784  | 215-216                      |
| 17-0537                | FIAT                            | 46307467 / 46307792 / 71787055                      | 304367  |  | 215-216                      |
| 17-0538                | FIAT / FIAT LCV                 | 46307688  | 304371  |  | 215-217, 253                 |
| 17-0539                | FORD EUROPE                     | R97FX3219CA   |   |  | 270                          |
| 17-0541                | FORD EUROPE                     | R97FX3220CA   | 302873  |  | 270                          |
| 17-0543                | FORD EUROPE                     | 1334285   | 304531  | 24184  | 271-272, 279                 |
| 17-0544                | FORD EUROPE                     | 1334284   |   |  | 271-272, 279                 |
| 17-0545                | FORD EUROPE                     | -   |   |  | 270-271                      |
| 17-0546                | FORD EUROPE / SEAT / VOLKSWAGEN | -   | 303922  | 22253  | 280, 605-606,<br>763-764     |
| 17-0547                | FORD EUROPE / SEAT / VOLKSWAGEN | -   | 303592  | 20579  | 280, 605-606,<br>763-764     |
| 17-0548                | NISSAN                          | 39101-4F401   |   |  | 397                          |
| 17-0549                | NISSAN                          | 39100-4F400   |   |  | 397                          |
| 17-0550                | NISSAN                          | 39101-4F100   |   |  | 397                          |
| 17-0551                | NISSAN                          | 39100-4F100   |   |  | 397                          |
| 17-0552                | OPEL                            | -   |   |  | 433                          |
| 17-0553                | OPEL                            | -   |   |  | 433                          |
| 17-0554                | OPEL                            | 374321  | 304414  | 24066  | 424-425                      |
| 17-0555                | OPEL                            | 374322 / 90538603 / 9117408                         | 304415  | 24068  | 424-425                      |
| 17-0556                | PEUGEOT                         | 3272.09 / 3272.F5 / 3272.H3                         | 301842  | 21669  | 479-480, 490-495             |
| 17-0557                | PEUGEOT                         | 3273.78 / 3273.N2 / 3273.P7                         | 301841  | 21670  | 479-480, 490-495             |
| 17-0558                | PEUGEOT                         | 3272.0C / 3272.C2 / 3272.C9 / 3272.E5               | 302424  | 21679  | 476-477, 479-482,<br>489-495 |
| 17-0560                | PEUGEOT                         | 3272.AA / 3272.AC                                   | 303214  | 21047  | 471                          |
| 17-0561                | PEUGEOT                         | 3273.4Y / 3273.4Z                                   | 303215  | 21048  | 471                          |
| 17-0562                | PEUGEOT                         | 3272.AE / 3272.AF                                   | 303206  | 21043  | 471                          |
| 17-0563                | PEUGEOT                         | 3273.AL / 3273.AN                                   | 303207  | 21044  | 471                          |

|         |                   |  |                                      |   |   |
|---------|-------------------|--|--------------------------------------|---|---|
| 17-0564 | PEUGEOT           | -  | 302428                               | 21683                                       | 478, 482  |
| 17-0565 | PEUGEOT           | 3273.77 / 3273.80 / 3273.L1 / 3273.L3 / 3273.L7  | 302423 / 302427                      | 21680 / 21684                               | 476-482, 489-495                                  |
| 17-0569 | RENAULT           | 77 00 100 065 / 77 00 101 680 / 77 01 352 488  | 303070                               | 20966                                       | 574   |
| 17-0570 | RENAULT           | 77 00 100 067 / 77 00 101 678 / 77 00 106 556 / 77 01 352 489  | 303071                               | 20967                                       | 574   |
| 17-0571 | RENAULT           | 77 00 100 066 / 77 00 101 681 / 77 00 106 561 / 77 01 352 618 / 77 01 469 962  | 303072                               | 20968                                       | 574   |
| 17-0572 | RENAULT           | 77 00 100 068 / 77 00 101 679 / 77 00 106 559 / 77 01 352 619 / 77 01 469 965  | 303073                               | 20969                                       | 574   |
| 17-0573 | RENAULT           | 77 00 100 069 / 77 01 352 907  | 303074                               | 20970                                       | 574   |
| 17-0574 | RENAULT           | 77 01 352 622 / 77 01 469 966  | 303075                               | 20971                                       | 574   |
| 17-0579 | RENAULT           | 77 01 352 731  |                                      |   | 551-552, 575                                      |
| 17-0580 | RENAULT           | 77 01 352 732  |                                      |   | 551-552, 575                                      |
| 17-0585 | RENAULT           | 77 00 112 149  |                                      | 22089                                       | 578-579   |
| 17-0586 | RENAULT           | 82 00 231 949  |                                      | 22090                                       | 578-579   |
| 17-0587 | RENAULT           | 77 01 352 318  | 304365                               | 23783                                       | 578-579   |
| 17-0588 | RENAULT           | 77 01 352 319  |                                      |   | 578-579   |
| 17-0589 | RENAULT           | 77 01 354 993  |                                      |   | 536-537, 539                                      |
| 17-0590 | RENAULT           | -  | 303624                               | 22134                                       | 536-537, 539                                      |
| 17-0591 | RENAULT           | 77 00 111 916  |                                      |   | 545-546, 548-549,<br>551-552, 554,<br>575-576     |
| 17-0592 | RENAULT           | 77 00 111 914  | 303620                               | 20977 / 22322 /<br>20965                    | 545-546, 548-549,<br>551-552, 554,<br>575-576     |
| 17-0593 | RENAULT           | 82 00 087 857  |                                      |   | 545, 552, 554, 575                                |
| 17-0594 | RENAULT           | 77 00 111 920 / 77 00 112 116 / 77 01 352 414 / 77 01 352 730 / 77 01 468 838 / 77 01<br>470 617 / 77 11 134 941 / 82 00 064 731 / 82 00 110 754 | 303623 / 303066 /<br>303078 / 303616 | 20962 / 20964 /<br>20974 / 22318 /<br>22325 | 545-549, 552-555,<br>575                          |
| 17-0595 | RENAULT           | 77 00 111 918 / 77 01 352 421 / 77 01 352 729 / 77 01 468 842 / 77 01 470 616 / 77 11<br>135 206 / 82 00 173 584                                 | 303456                               | 20963 / 20975 /<br>21565                    | 545-549, 552-555,<br>575                          |
| 17-0596 | RENAULT           | 82 00 087 859 / 82 00 095 539  | 303615                               | 22317                                       | 545-547, 552-555, 575                             |
| 17-0597 | RENAULT           | -  | 303076                               | 20972                                       | 544-545, 547-548,<br>550-553, 574                 |
| 17-0598 | RENAULT           | 77 00 105 485 / 77 00 105 487 / 77 00 111 809 / 77 00 111 811 / 77 00 111 813 / 77 00<br>111 820 / 77 00 875 247                                 | 302849 / 303077 /<br>303457          | 21566                                       | 544-545, 547-548,<br>550-553, 574                 |
| 17-0599 | RENAULT           | 77 00 111 079 / 77 01 352 471 / 82 00 090 175  | 303621 / 303064 /<br>303613          | 20960 / 22315 /<br>22323                    | 544-545, 547-548,<br>550-553, 574-575             |
| 17-0600 | RENAULT           | 77 00 111 077 / 82 00 168 513 / 82 00 236 089  | 303622 / 303455 /<br>303065          | 21564 / 22324                               | 544-545, 547-548,<br>550-553, 574-575,<br>578-579 |
| 17-0602 | RENAULT           | 82 00 087 856  |                                      |   | 575   |
| 17-0603 | AUDI / VOLKSWAGEN | 8D0 407 271AH / 8D0 407 271DT  | 300834                               | 22825                                       | 68-69, 739  |
| 17-0604 | AUDI / VOLKSWAGEN | 8D0 407 272DT / 8D0 407 452EV  | 300835                               | 22824                                       | 68-69, 739  |
| 17-0605 | VOLKSWAGEN LCV    | 701 407 271M / 701 407 451X  | 302376 / 302380 /<br>303166          | 20598 / 20600 /<br>21024 / 21025            | 781-787   |
| 17-0606 | VOLKSWAGEN LCV    | 701 407 271P   | 303164 / 302375                      | 20599 / 21022                               | 781-787   |
| 17-0607 | VOLKSWAGEN        | -  | 304352                               | 23770                                       | 708   |

\* =OE Semiassa/ Driveshaft/ Trasmissione/ Achswelle/ Semieje  
# =OE Giunto senza KIT/ CVJ w/o KIT/ Joint sans Kit/ Gelenk Ohne Satz/ Junta sin Kit

| METELLI<br>ref. | MARCA<br>MAKE                       | ADATTABILE A OES<br>ADAPTABLE FOR OES  | ADATTABILE A<br>ADAPTABLE FOR<br>GKN/LÖBRO | ADATTABILE A<br>ADAPTABLE FOR<br>SPIDAN | PAGINA<br>PAGE                                     |
|-----------------|-------------------------------------|--|--|---|--|
| 17-0608         | VOLKSWAGEN LCV                      | 7D0 407 271A   | 304360                                     | 23778                                   | 787  |
| 17-0609         | AUDI / VOLKSWAGEN                   | 8D0 407 271BQ / 8D0 407 271EB / 8D0 407 271EK / 8D0 407 451NX  |  |   | 67, 739-740  |
| 17-0610         | AUDI / VOLKSWAGEN                   | 8D0 407 272BQ / 8D0 407 272EK / 8D0 407 452MX  | 300832 / 303925                            | 22256 / 22826                           | 67, 739-740  |
| 17-0611         | SEAT / SKODA / VOLKSWAGEN           | 6Q0 407 271AS / 6Q0 407 271AT / 6Q0 407 451DX / 6Q0 407 451EX  | 304443 / 305049                            | 24096 / 24777                           | 621-622, 636-638,<br>646-647, 754-756              |
| 17-0612         | AUDI / SEAT / SKODA / VOLKSWAGEN    | 6Q0 407 272BC / 6Q0 407 272BD / 6Q0 407 272BE / 6Q0 407 452EX / 6Q0 407 452FX<br>/ 6Q0 407 452GX / 8Z0 407 272AM / 8Z0 407 272AP               | 304444                                     | 24097                                   | 57, 621-622,<br>636-638, 646-647,<br>754-756       |
| 17-0613         | SEAT / SKODA / VOLKSWAGEN           | 6Q0 407 271BE / 6Q0 407 271BS / 6Q0 407 271DB / 6Q0 407 451FX  | 304445                                     | 24098                                   | 621, 636-638,<br>755-756                           |
| 17-0614         | SEAT / SKODA / VOLKSWAGEN           | 6Q0 407 272BK / 6Q0 407 452HX  | 304446                                     | 24099                                   | 621, 636-637,<br>755-756                           |
| 17-0615         | SEAT / VOLKSWAGEN / VOLKSWAGEN LCV  | 191 407 272AF / 191 407 272AG / 191 407 272BD / 191 407 272CV / 191 407 272CX /<br>191 407 272F / 191 407 272H / 191 407 274CX / 191 407 274DX | 301718 / 301714                            | 22437                                   | 612-613, 618-620,<br>629-631, 690,<br>722-723, 774 |
| 17-0616         | PEUGEOT                             | 3273.23 / 3273.24  | 301790                                     | 21619                                   | 475  |
| 17-0617         | NISSAN                              | 39101-70N00 / 39101-73J00 / 39101-73J05  | 301374                                     | 24411                                   | 400-401  |
| 17-0618         | NISSAN                              | 39100-70N00 / 39100-73J00  | 301375                                     | 24410                                   | 400-401  |
| 17-0619         | NISSAN                              | 39101-73J20  | 301376                                     | 24415                                   | 400-401  |
| 17-0620         | NISSAN                              | 39100-73J20  | 301377                                     | 24414                                   | 400-401  |
| 17-0621         | OPEL                                | 374077 / 7837456   | 301501 / 300656                            | 21430                                   | 431-432  |
| 17-0622         | OPEL                                | 374078 / 7837457   | 300657 / 301502                            | 21431                                   | 431-432  |
| 17-0623         | OPEL                                | 374178 / 90350865  |  |   | 420-423, 448                                       |
| 17-0624         | OPEL                                | 374137 / 374188 / 90348317   |  |   | 420-423, 448                                       |
| 17-0628         | RENAULT                             | 77 01 349 940 / 77 01 351 841 / 77 01 352 021  | 302435                                     | 22131                                   | 529, 570-571                                       |
| 17-0629         | SMART                               | 0003234V010 / 0003234V011  | 304582                                     | 24262                                   | 650-651  |
| 17-0630         | SMART                               | 0003233V011  | 304583                                     | 24263                                   | 650-651  |
| 17-0631         | FIAT / FIAT LCV                     | 46801690   |  |   | 183, 257   |
| 17-0632         | FIAT / FIAT LCV                     | 46801689   |  |   | 183, 257   |
| 17-0633         | FIAT / FIAT LCV                     | 46307998   |  |   | 195, 236   |
| 17-0634         | FIAT / FIAT LCV                     | 46308347   |  |   | 195, 236   |
| 17-0635         | FIAT / FIAT LCV                     | 46307674   |  |   | 195-196, 236-237                                   |
| 17-0636         | FIAT / FIAT LCV                     | 46307678   |  |   | 195-196, 236-237                                   |
| 17-0637         | DACIA                               | 60 01 548 102 / 82 00 444 438  | 304507 / 304508                            | 24160 / 24161                           | 170-171  |
| 17-0638         | DACIA                               | 60 01 548 103 / 82 00 484 373  | 304509 / 304510                            | 24162 / 24163                           | 170-171  |
| 17-0639         | CITROËN / CITROËN LCV / PEUGEOT LCV | 3272.Z7  |  |   | 119, 157, 517                                      |
| 17-0640         | CITROËN / CITROËN LCV / PEUGEOT LCV | 3273.9Z  |  |   | 119, 157, 517                                      |
| 17-0641         | CITROËN / CITROËN LCV / PEUGEOT LCV | 3272.8S  |  |   | 119, 157, 517                                      |
| 17-0642         | CITROËN / CITROËN LCV / PEUGEOT LCV | 3273.9Z  |  |   | 119, 157, 517                                      |

|         |                          |   |                                   |                       |                          |
|---------|--------------------------|---|-----------------------------------|-----------------------|--------------------------|
| 17-0643 | VOLKSWAGEN LCV           | 7H0 407 271AH   |                                   |                       | 777, 788                 |
| 17-0645 | ALFA ROMEO               | 46307653  |                                   | 23794                 | 4                        |
| 17-0646 | ALFA ROMEO               | 46307654  |                                   |                       | 4                        |
| 17-0647 | ALFA ROMEO               | 46307651  | 304376                            | 23794                 | 3-5                      |
| 17-0648 | ALFA ROMEO               | 46307650  | 304377                            | 23795                 | 3-5                      |
| 17-0649 | FIAT                     | 46307506  |                                   |                       | 207-208                  |
| 17-0650 | FIAT                     | 46307508  |                                   |                       | 207-208                  |
| 17-0651 | FIAT                     | 46307864 / 46307910   |                                   |                       | 223                      |
| 17-0652 | FIAT                     | 46307863 / 46307909   |                                   |                       | 223                      |
| 17-0653 | FIAT                     | 46307666 / 46307900   |                                   |                       | 223-224                  |
| 17-0654 | FIAT                     | 46307667 / 46307904   |                                   |                       | 223-224                  |
| 17-0655 | FIAT                     | 46307851 / 46307852   |                                   |                       | 223                      |
| 17-0656 | FIAT                     | 46307989 / 46308034 / 46308035                                |                                   |                       | 223                      |
| 17-0657 | FIAT / FIAT LCV          | 46307368  | 304374                            | 23792                 | 222, 256                 |
| 17-0658 | FIAT / FIAT LCV          | 46307369  | 304375                            | 23793                 | 222, 256                 |
| 17-0659 | FIAT / FIAT LCV          | 46307428  |                                   |                       | 222, 256                 |
| 17-0660 | FIAT / FIAT LCV          | 46307429  |                                   |                       | 222, 256                 |
| 17-0665 | FIAT                     | 46307642 / 46307785 / 46308158                                | 304372                            | 23790                 | 215                      |
| 17-0666 | FIAT                     | 46307471 / 46307786 / 46308156                                | 304373                            | 23791                 | 215                      |
| 17-0669 | FIAT / FIAT LCV          | 46307360  |                                   |                       | 201-204, 251             |
| 17-0670 | FIAT / FIAT LCV          | 46307351  |                                   |                       | 201-204, 251             |
| 17-0671 | FIAT                     | 46307408  |                                   |                       | 186-187                  |
| 17-0672 | FIAT / FIAT LCV / LANCIA | 1481450080 / 1481452080                                       | 303679                            | 22869                 | 233, 255, 351            |
| 17-0673 | FIAT / FIAT LCV / LANCIA | 1481449080 / 1481451080                                       | 303680                            | 22680 / 22870         | 233, 255, 351            |
| 17-0674 | FIAT / LANCIA            | 46308079  |                                   |                       | 199, 343                 |
| 17-0675 | FIAT / LANCIA            | 40608080 / 46308080   |                                   |                       | 199, 343                 |
| 17-0676 | MERCEDES BENZ            | 124 350 29 10 / 124 350 30 10 / 129 350 40 10 / 134 350 88 10 | 300749 / 300690 / 300702          | 22695 / 22697 / 22710 | 370, 372, 374            |
| 17-0682 | AUDI                     | 893 407 271P / 895 407 271 / 8A0 407 271AT                    | 301263                            | 22540                 | 49-50, 52, 55, 91, 93-94 |
| 17-0683 | AUDI                     | 893 407 272P / 895 407 272 / 8A0 407 272AT                    | 301319                            | 22636                 | 49-50, 52, 55, 91, 93-94 |
| 17-0684 | AUDI                     | 4A0 407 272AS / 4A0 407 272BD / 4A0 407 272CR / 4A0 407 272DF | 300821 / 301217 / 301274 / 301277 | 22589                 | 33-34, 79-80             |
| 17-0685 | AUDI                     | 4A0 407 272BA / 4A0 407 272BH / 4A0 407 272DC / 4A0 407 272DE | 301278 / 300822 / 301275          | 22448                 | 34                       |
| 17-0686 | AUDI                     | 8A0 501 203E / 8A0 501 203J                                   | 301618 / 301617 / 301616          | 22749 / 22758 / 22761 | 51-53, 65-69             |
| 17-0691 | AUDI                     | 4B0 407 271AP / 4B0 407 271F                                  | 303314 / 304861                   | 21173                 | 84                       |
| 17-0692 | AUDI                     | 4B0 407 272AP / 4B0 407 272F / 4B0 407 418E                   | 303315                            | 21174                 | 84                       |
| 17-0693 | AUDI / SEAT              | 8E0 407 271AT / 8E0 407 271S / 8E0 407 451GX / 8E0 407 451JX  | 304291 / 305070                   | 23628 / 24798         | 69-76, 615               |
| 17-0694 | AUDI / SEAT              | 8E0 407 272AT / 8E0 407 272S / 8E0 407 452GX / 8E0 407 452JX  | 305079 / 304292                   | 23629 / 24820         | 69-76, 615               |
| 17-0695 | AUDI                     | 4B0 407 271C  | 303312                            | 21171                 | 83-85                    |
| 17-0696 | AUDI                     | 4B0 407 272C  | 303313                            | 21172                 | 83-85                    |
| 17-0697 | BMW                      | 33 21 1 229 587   | 300645                            | 21998                 | 100-103                  |
| 17-0698 | BMW                      | 33 21 1 229 588   | 304622                            | 24306                 | 100-103                  |

| <b>METELLI</b><br>ref. | <b>MARCA</b><br><b>MAKE</b> | <b>ADATTABILE A OES</b><br><b>ADAPTABLE FOR OES</b> | <b>ADATTABILE A</b><br><b>ADAPTABLE FOR</b><br><b>GKN/LÖBRO</b> | <b>ADATTABILE A</b><br><b>ADAPTABLE FOR</b><br><b>SPIDAN</b> | <b>PAGINA</b><br><b>PAGE</b> |
|------------------------|-----------------------------|---|---|--|------------------------------|
| <b>17-0699</b>         | BMW                         | 33 21 1 227 912 / 33 21 1 229 235                   |   |  | 100, 106                     |
| <b>17-0706</b>         | CITROËN                     | 3272.EX / 9641777180                                | 303469  | 22117  | 125-126                      |
| <b>17-0707</b>         | CITROËN                     | 3273.EX / 9639508780                                | 303470  | 22118  | 125-126                      |
| <b>17-0708</b>         | CITROËN                     | 3272.7S / 3272.ES / 3272.ET / 9638226480            | 303467  | 22115  | 124-125                      |
| <b>17-0709</b>         | CITROËN                     | 3273.ES / 3273.ET / 9638226380                      | 303468  | 22116  | 124-125                      |
| <b>17-0710</b>         | FIAT                        | 46308227  |   |  | 210                          |
| <b>17-0711</b>         | FIAT                        | 46308229  |   |  | 210                          |
| <b>17-0712</b>         | FIAT                        | 46308112 / 46308115                                 |   |  | 222                          |
| <b>17-0713</b>         | LANCIA                      | 46548056  |   |  | 342                          |
| <b>17-0714</b>         | LANCIA                      | 46548055 / 46548165                                 |   |  | 342                          |
| <b>17-0715</b>         | LANCIA                      | 46307553  |   |  | 348                          |
| <b>17-0716</b>         | LANCIA                      | 46307288 / 46307558                                 |   |  | 348                          |
| <b>17-0717</b>         | NISSAN                      | 39101-70J00 / 39101-71N01                           | 301391  | 24423  | 400                          |
| <b>17-0718</b>         | NISSAN                      | 39101-70J10   | 301393  |  | 400                          |
| <b>17-0719</b>         | NISSAN                      | 39100-71J10   | 301379 / 301394   | 24420 / 24426  | 400                          |
| <b>17-0720</b>         | OPEL                        | 90512387  | 304409  | 24061  | 450-451                      |
| <b>17-0721</b>         | OPEL / OPEL LCV             | 374327 / 90539771 / 9117413                         | 304418  | 24071  | 425, 454, 456                |
| <b>17-0722</b>         | OPEL / OPEL LCV             | 374328 / 90539783 / 9117414                         | 304419  | 24072  | 425, 454, 456                |
| <b>17-0723</b>         | OPEL                        | 374317  |   |  | 433                          |
| <b>17-0724</b>         | OPEL                        | 374318  |   |  | 433                          |
| <b>17-0728</b>         | PEUGEOT                     | 3272.5X / 3272.6X / 9636786780                      | 303574  | 21733  | 482-483                      |
| <b>17-0729</b>         | PEUGEOT                     | 3273.AH / 3273.AJ / 9636786880                      | 303575  | 21734  | 482-483                      |
| <b>17-0730</b>         | PEUGEOT                     | 3272.8W / 3272.9W                                   | 303570  | 21729  | 483-484                      |
| <b>17-0731</b>         | PEUGEOT                     | 3273.AC / 3273.AE / 9637117880                      | 303571  | 21730  | 483-484                      |
| <b>17-0732</b>         | PEUGEOT                     | 3272.1X / 3272.2X / 9637117780                      | 303572  | 21731  | 483-484                      |
| <b>17-0733</b>         | PEUGEOT                     | 3272.8N / 3272.9N                                   | 303488  | 21955  | 498-499                      |
| <b>17-0734</b>         | PEUGEOT                     | 3273.6T / 3273.6V                                   | 303489  | 21956  | 498-501                      |
| <b>17-0735</b>         | PEUGEOT                     | 3272.1P / 3272.2P                                   | 303490  | 21957  | 500-501                      |
| <b>17-0736</b>         | PEUGEOT                     | 3272.5P / 3272.6P                                   | 303493  | 21960  | 500-501                      |
| <b>17-0737</b>         | PEUGEOT                     | 3273.6Y / 3273.6Z                                   | 303494  | 21961  | 500-501                      |
| <b>17-0739</b>         | RENAULT                     | 77 00 112 688 / 77 00 115 005                       | 303617  | 22319  | 575-576                      |
| <b>17-0740</b>         | RENAULT                     | 77 00 112 689 / 77 00 115 958                       | 303619  | 22321  | 575-576                      |
| <b>17-0741</b>         | SEAT / SKODA                | 6Q0 407 271J  |   |  | 622, 637                     |
| <b>17-0742</b>         | SEAT / SKODA                | 6Q0 407 272CL / 6Q0 407 272J                        |   |  | 622, 637                     |
| <b>17-0743</b>         | SKODA / SKODA LCV           | 6Q0 407 272BH / 6Q0 407 272S                        |   |  | 635-636, 649                 |
| <b>17-0747</b>         | SKODA / VOLKSWAGEN          | -   | 303159  | 21018  | 643, 678, 706, 709           |
| <b>17-0748</b>         | SKODA / VOLKSWAGEN          | 1J0 407 272CT                                       | 303160  | 21019  | 643, 678, 706, 709           |

|         |   |   |                                   |                       |                                    |
|---------|---|---|-----------------------------------|-----------------------|------------------------------------|
| 17-0749 | VOLKSWAGEN LCV                            | 701 407 271K  | 302378                            | 20602                 | 783-787                            |
| 17-0750 | VOLKSWAGEN LCV                            | 701 407 271G / 701 407 271L                                   | 301324 / 301325 / 302377          | 20594 / 20603 / 20593 | 783-787                            |
| 17-0751 | VOLKSWAGEN                                | 1H0 407 271N / 1H0 407 271P / 1H0 407 417 / 357 407 271Q      | 300838 / 301619                   | 22931 / 22933         | 693-696, 698-699, 701-702, 704-705 |
| 17-0752 | VOLKSWAGEN                                | 1H0 407 272N / 1H0 407 418                                    | 301620 / 301720 / 300839 / 301722 | 22930 / 22932         | 693-696, 698-699, 701-702, 704-705 |
| 17-0755 | VOLKSWAGEN LCV                            | -   | 303167                            | 21025                 | 783-788                            |
| 17-0757 | VOLKSWAGEN LCV                            | 701 407 271AC   | 302379 / 303165                   | 20601 / 21023         | 783-788                            |
| 17-0758 | SEAT / VOLKSWAGEN                         | 1J0 407 272GE / 1J0 407 272JC                                 |                                   |                       | 624, 705                           |
| 17-0759 | AUDI / VOLKSWAGEN                         | 1K0 407 271AT / 1K0 407 271CP / 1K0407451CX                   | 304746                            |                       | 60, 711, 714, 767                  |
| 17-0760 | AUDI / VOLKSWAGEN                         | 1K0 407 272CC / 1K0 407 272FR / 1K0 407 272GK / 1K0 407 272GM | 304750                            |                       | 60, 711, 714, 767                  |
| 17-0761 | AUDI / VOLKSWAGEN                         | 1K0 407 271BJ   | 304748                            |                       | 61, 712, 715, 743, 762, 768        |
| 17-0762 | AUDI / VOLKSWAGEN                         | 1K0 407 272EN / 1K0 407 272NJ                                 | 304752                            |                       | 61, 712, 715, 743, 762, 768        |
| 17-0763 | AUDI / VOLKSWAGEN                         | 1K0 407 271DJ   | 304749                            |                       | 60, 710, 714                       |
| 17-0764 | AUDI / VOLKSWAGEN                         | 1K0 407 272HK / 1K0 407 272JT                                 | 304753                            | 24480                 | 60, 710, 714                       |
| 17-0765 | OPEL / OPEL LCV                           | 26076879 / 26076883 / 374371 / 374373                         | 304398 / 304400                   | 24052 / 23999         | 435, 459                           |
| 17-0766 | OPEL / OPEL LCV                           | 26076878 / 26076882 / 374370 / 374372                         | 304399 / 304401                   | 24053 / 24000         | 435, 459                           |
| 17-0767 | OPEL / OPEL LCV                           | 26076892 / 374375   | 304402                            | 24054                 | 436-437, 460                       |
| 17-0768 | OPEL / OPEL LCV                           | 26092313 / 374413   | 304403                            | 24055                 | 436-437, 460                       |
| 17-0769 | OPEL / OPEL LCV                           | 26094867 / 374466   | 304404                            | 24056                 | 435-437, 458, 460                  |
| 17-0770 | OPEL / OPEL LCV                           | 26095017 / 374468   | 304405                            | 24057                 | 435-437, 458, 460                  |
| 17-0771 | AUDI                                      | 4A0 407 271AS / 4A0 407 271CR                                 | 301306 / 301276 / 300809 / 301273 |                       | 33-34, 79-80                       |
| 17-0773 | FIAT                                      | 46308116  |                                   |                       | 222                                |
| 17-0774 | NISSAN                                    | 39100-71J00   | 300792 / 300793 / 301378 / 301392 | 24416 / 24424         | 400                                |
| 17-0775 | OPEL                                      | 90511447  |                                   |                       | 450-451                            |
| 17-0777 | SKODA / SKODA LCV                         | 6Q0 407 271BB / 6Q0 407 271BC / 6Q0 407 271S                  |                                   |                       | 635-636, 649                       |
| 17-0779 | SEAT / VOLKSWAGEN                         | 1J0 407 271JL   |                                   |                       | 624, 705                           |
| 17-0780 | DACIA                                     | 82 00 388 903   |                                   |                       | 171                                |
| 17-0781 | DACIA                                     | 82 00 388 900   |                                   |                       | 171                                |
| 17-0782 | NISSAN                                    | 39101-2F000 / 39101-2F001                                     |                                   |                       | 401-402                            |
| 17-0783 | NISSAN                                    | 39100-2F000   |                                   |                       | 401-402                            |
| 17-0784 | HONDA                                     | 44011-S04-951   |                                   |                       | 311                                |
| 17-0785 | HONDA                                     | 44010-S04-951   |                                   |                       | 311                                |
| 17-0786 | NISSAN LCV / RENAULT / RENAULT LCV, TRUCK | 82 00 236 092 / 82 00 240 425                                 | 304689 / 304566                   | 24246 / 24377         | 414-415, 523-526, 532-534, 578-583 |
| 17-0787 | NISSAN LCV / RENAULT / RENAULT LCV, TRUCK | 82 00 240 430   | 304973                            |                       | 414-415, 523-526, 532-534, 580-583 |
| 17-0788 | HONDA                                     | 44011-SR3-020   |                                   |                       | 309-310                            |
| 17-0789 | HONDA                                     | 44010-SR3-020   |                                   |                       | 309-310                            |

\* =OE Semiasse/ Driveshaft/ Trasmission/ Achswelle/ Semieje  
# =OE Giunto senza KIT/ CVJ w/o KIT/ Joint sans Kit/ Gelenk Ohne Satz/ Junta sin Kit



| <b>METELLI</b><br>ref. | <b>MARCA</b><br><b>MAKE</b>          | <b>ADATTABILE A OES</b><br><b>ADAPTABLE FOR OES</b>     | <b>ADATTABILE A</b><br><b>ADAPTABLE FOR</b><br><b>GKN/LÖBRO</b> | <b>ADATTABILE A</b><br><b>ADAPTABLE FOR</b><br><b>SPIDAN</b> | <b>PAGINA</b><br><b>PAGE</b>      |
|------------------------|--------------------------------------|---|---|--|-----------------------------------|
| <b>17-0790</b>         | FORD EUROPE                          | 1S7W3B437DA / 2S7W3B437CA / 4106380 / 4372692 / 4398073 |   |  | 286-287                           |
| <b>17-0791</b>         | FORD EUROPE                          | 1132508 / 1S7W3B436EB / 2S713B436BA / 4132634 / 4398072 |   |  | 286-287                           |
| <b>17-0792</b>         | DACIA                                | 60 01 548 659 / 82 00 503 358                           | 304511 / 304512   | 24164 / 24165  | 170                               |
| <b>17-0793</b>         | DACIA                                | 60 01 548 661 / 82 00 503 359                           | 304513 / 304514   | 24166 / 24167  | 170                               |
| <b>17-0796</b>         | PEUGEOT                              | 3273.31 / 3273.Q0                                       |   |  | 476, 479                          |
| <b>17-0797</b>         | FIAT                                 | 51754514 / 55700560                                     |   |  | 197-198                           |
| <b>17-0798</b>         | FIAT                                 | 51754513 / 55700557                                     |   |  | 197-198                           |
| <b>17-0799</b>         | ALFA ROMEO / FIAT                    | 55700562  |   |  | 24, 197                           |
| <b>17-0800</b>         | ALFA ROMEO / FIAT                    | 55700559  |   |  | 24, 197                           |
| <b>17-0801</b>         | FIAT                                 | 51785204 / 51808107                                     | 304524  | 24177  | 198                               |
| <b>17-0802</b>         | FIAT                                 | 46308524 / 51785203                                     | 304525  | 24178  | 198                               |
| <b>17-0803</b>         | FIAT                                 | 51808106 / 55700561                                     | 304655  | 24343  | 198                               |
| <b>17-0804</b>         | FIAT                                 | 46308522 / 55700558                                     | 304656  | 24344  | 198                               |
| <b>17-0805</b>         | CITROËN / CITROËN LCV / PEUGEOT LCV  | -   |   |  | 118-119, 150,<br>155-157, 516-517 |
| <b>17-0806</b>         | CITROËN / CITROËN LCV / PEUGEOT LCV  | 3273.JY   |   |  | 118-119, 150,<br>155-157, 516-517 |
| <b>17-0807</b>         | CITROËN                              | -   |   |  | 147                               |
| <b>17-0808</b>         | CITROËN                              | -   |   |  | 147                               |
| <b>17-0809</b>         | CITROËN                              | 3272.FT / 3272.FV                                       | 304685  | 24373  | 129                               |
| <b>17-0810</b>         | CITROËN                              | 3273.CY / 3273.CZ                                       | 304686  | 24374  | 129                               |
| <b>17-0811</b>         | CITROËN                              | 3272.EX / 3272.EY                                       |   |  | 124-125                           |
| <b>17-0812</b>         | CHEVROLET / DAEWOO                   | 96298502  |   |  | 110, 174                          |
| <b>17-0813</b>         | CHEVROLET / DAEWOO                   | 96287813  |   |  | 110, 174                          |
| <b>17-0814</b>         | CHEVROLET / DAEWOO                   | 96287814  |   |  | 110, 174                          |
| <b>17-0815</b>         | CITROËN LCV / FIAT LCV / PEUGEOT LCV | 1491237080 / 1491239080 / 1495541080 / 3272.J1          | 303046  | 20944  | 163-167, 243-244,<br>247, 510-513 |
| <b>17-0816</b>         | CITROËN LCV / FIAT LCV / PEUGEOT LCV | 1491234080 / 1491238080 / 1495542080 / 3273.Q6          | 303047  | 20945  | 163-167, 243-244,<br>247, 510-513 |
| <b>17-0817</b>         | FIAT                                 | 46307703  |   |  | 222                               |
| <b>17-0818</b>         | FIAT                                 | 46307707  |   |  | 222                               |
| <b>17-0819</b>         | FIAT LCV                             | 46307691  |   |  | 257                               |
| <b>17-0820</b>         | FIAT LCV                             | 46307805  |   |  | 257                               |
| <b>17-0821</b>         | FIAT                                 | 46308274  |   |  | 209-210                           |
| <b>17-0822</b>         | FIAT                                 | 46308008 / 46308259                                     |   |  | 209-210                           |
| <b>17-0823</b>         | FIAT                                 | 46308178 / 46308179                                     |   |  | 223-224                           |
| <b>17-0824</b>         | FIAT                                 | 46308066 / 46308180                                     |   |  | 223-224                           |
| <b>17-0825</b>         | FIAT / LANCIA                        | 46308093 / 46308094 / 51753392                          |   |  | 199-200, 349-350                  |

|         |  |   |                 |               |                       |
|---------|--|---|-----------------|---------------|-----------------------|
| 17-0826 | FIAT / LANCIA                              | 46308147  |                 |               | 199-200, 349-350      |
| 17-0827 | FIAT                                       | 46307994 / 46308262 / 46308275  |                 |               | 210                   |
| 17-0828 | FIAT                                       | 46303261 / 46308218 / 46308221  |                 |               | 210                   |
| 17-0829 | FIAT                                       | 46307976 / 46308100   |                 |               | 210                   |
| 17-0830 | FIAT                                       | 46307975 / 46308106   |                 |               | 210                   |
| 17-0831 | CITROËN / FIAT / PEUGEOT                   | 3272.GY / 3272.RL / 9645248880  | 305065          | 24793         | 132, 234, 507         |
| 17-0832 | CITROËN / FIAT / PEUGEOT                   | 3273.GQ / 3273.TF / 9645248980  | 305064          | 24792         | 132, 234, 507         |
| 17-0833 | FIAT                                       | 46538019  |                 |               | 206                   |
| 17-0834 | FIAT                                       | 51787863  |                 |               | 183                   |
| 17-0835 | FIAT                                       | 51787861  |                 |               | 183                   |
| 17-0836 | FIAT / LANCIA                              | -   |                 |               | 188, 224, 341         |
| 17-0837 | FIAT / LANCIA                              | -   |                 |               | 188, 224, 341         |
| 17-0838 | FORD EUROPE                                | 1142794 / 1359345 / 1468576 / 1506722 / 2S613B437AB / 2S613B437AC / 2S613B437AD               | 304537          | 24190         | 272, 279              |
| 17-0839 | FORD EUROPE                                | 1142790 / 1359342 / 1468572 / 1506723 / 2S613B436AB / 2S613B436AC / 2S613B436AD / 2S613B436AE | 304538          | 24191         | 272, 279              |
| 17-0840 | FORD LCV, TRUCK                            | 1451466 / 2T143B437CD   |                 |               | 296                   |
| 17-0841 | FORD LCV, TRUCK                            | 1501261 / 2T143B436CC   |                 |               | 296                   |
| 17-0842 | FORD LCV, TRUCK                            | 2T143B436CE / 6087660   |                 |               | 296                   |
| 17-0843 | FORD LCV, TRUCK                            | 2T143B437FC   | 305037          | 24765         | 296                   |
| 17-0844 | LANCIA                                     | -   |                 |               | 350                   |
| 17-0845 | LANCIA                                     | -   |                 |               | 350                   |
| 17-0846 | FIAT / LANCIA                              | -   |                 |               | 199, 343              |
| 17-0847 | FIAT / LANCIA                              | -   |                 |               | 199, 343              |
| 17-0848 | OPEL / OPEL LCV                            | -   |                 |               | 437, 458              |
| 17-0849 | OPEL / OPEL LCV                            | -   |                 |               | 437, 458              |
| 17-0850 | NISSAN LCV / OPEL LCV / RENAULT LCV, TRUCK | 82 00 169 164 / 82 00 485 590 / 93850891  |                 |               | 415, 464, 590         |
| 17-0851 | NISSAN LCV / OPEL LCV / RENAULT LCV, TRUCK | 82 00 169 163 / 93850890  |                 |               | 415, 464, 590         |
| 17-0852 | OPEL                                       | 13136379 / 374545   | 304426          | 24079         | 426-428, 455          |
| 17-0853 | OPEL                                       | 24462241 / 374548   | 304427          | 24080         | 426-428, 455          |
| 17-0854 | OPEL                                       | 13191326 / 374601   |                 |               | 427                   |
| 17-0855 | OPEL                                       | 13136382 / 374547   | 304428          | 24081         | 427-428, 455          |
| 17-0856 | OPEL                                       | 13191328 / 374591   | 304429          | 24082         | 428, 455              |
| 17-0857 | CITROËN / PEUGEOT / TOYOTA                 | 3272.JZ / 43420-0H020   | 304786          | 24513         | 123, 466, 662         |
| 17-0858 | CITROËN / PEUGEOT / TOYOTA                 | 3273.JS / 43410-0H020   | 304787          | 24514         | 123, 466, 662         |
| 17-0859 | RENAULT                                    | 82 00 264 667 / 82 00 379 236 / 82 00 432 514 / 82 00 432 515 / 82 00 511 122 / 82 00 626 043 | 304725 / 304899 | 24453 / 24628 | 555-556               |
| 17-0860 | RENAULT                                    | 82 00 264 668 / 82 00 379 235 / 82 00 626 038   | 304856          | 24583         | 555-556               |
| 17-0861 | NISSAN LCV / OPEL LCV / RENAULT LCV, TRUCK | 82 00 178 624 / 82 00 485 578   | 303505          | 21551         | 413-414, 462, 584-585 |
| 17-0862 | NISSAN LCV / OPEL LCV / RENAULT LCV, TRUCK | 82 00 169 288   | 303506          | 21552         | 413-414, 462, 584-585 |
| 17-0863 | RENAULT                                    | 82 00 014 111   | 303629          | 22331         | 541-543               |
| 17-0864 | RENAULT                                    | 82 00 035 673   | 303631          | 22333         | 541-543               |
| 17-0865 | NISSAN LCV / RENAULT / RENAULT LCV, TRUCK  | -   |                 |               | 415, 524, 534, 581    |

| <b>METELLI</b><br>ref. | <b>MARCA</b><br><b>MAKE</b>                | <b>ADATTABILE A OES</b><br><b>ADAPTABLE FOR OES</b> | <b>ADATTABILE A</b><br><b>ADAPTABLE FOR</b><br><b>GKN/LÖBRO</b> | <b>ADATTABILE A</b><br><b>ADAPTABLE FOR</b><br><b>SPIDAN</b> | <b>PAGINA</b><br><b>PAGE</b> |
|------------------------|--|---|---|--|------------------------------|
| 17-0866                | NISSAN LCV / RENAULT / RENAULT LCV, TRUCK  | 82 00 236 116                                       | 304972  | 24700  | 415, 524, 534, 581           |
| 17-0867                | NISSAN LCV / OPEL LCV / RENAULT LCV, TRUCK | 77 11 135 530 / 82 00 052 421                       | 303497  | 21055  | 413, 461, 583                |
| 17-0868                | NISSAN LCV / OPEL LCV / RENAULT LCV, TRUCK | 77 01 473 010 / 82 00 052 420                       | 303499  | 21057  | 413, 461, 583                |
| 17-0869                | NISSAN LCV / OPEL LCV / RENAULT LCV, TRUCK | 77 11 135 532 / 82 00 169 273                       | 303498  | 21056  | 413, 461, 583                |
| 17-0870                | NISSAN LCV / OPEL LCV / RENAULT LCV, TRUCK | 77 01 473 013 / 82 00 169 272                       | 303500  | 21058  | 413, 461, 583                |
| 17-0871                | RENAULT                                    | 82 00 079 913                                       | 303625  | 22327  | 541-543                      |
| 17-0872                | RENAULT                                    | 82 00 079 912                                       | 303626  | 22328  | 541                          |
| 17-0873                | RENAULT                                    | 82 00 169 176 / 82 00 387 466                       |   |  | 541-543                      |
| 17-0874                | SEAT                                       | 6Q0 407 271CE                                       |   |  | 622                          |
| 17-0875                | SEAT / VOLKSWAGEN                          | 6Q0 407 271DJ                                       | 304619  | 24303  | 621, 755                     |
| 17-0876                | SEAT / VOLKSWAGEN                          | 6Q0 407 272DM                                       | 304826  | 24553  | 621, 755                     |
| 17-0877                | AUDI / VOLKSWAGEN                          | 1K0 407 271DH                                       | 304761  | 24488  | 60, 711, 714                 |
| 17-0878                | AUDI / VOLKSWAGEN                          | 1K0 407 272HB                                       |   |  | 60, 711, 714                 |
| 17-0879                | VOLKSWAGEN                                 | -   |   |  | 681                          |
| 17-0880                | VOLKSWAGEN                                 | -   |   |  | 681                          |
| 17-0881                | VOLKSWAGEN                                 | 1K0 407 271AP                                       | 304755  | 24482  | 710, 713                     |
| 17-0882                | VOLKSWAGEN                                 | 1K0 407 272DM                                       | 304425  | 24078  | 710, 713                     |
| 17-0883                | VOLKSWAGEN LCV                             | 2K0 407 271E  |   |  | 776                          |
| 17-0884                | VOLKSWAGEN LCV                             | 2K0 407 272E  |   |  | 776                          |
| 17-0885                | FORD EUROPE / VOLVO                        | 3M513B436BAE  |   |  | 272-277, 797                 |
| 17-0886                | FORD EUROPE / VOLVO                        | -   |   |  | 272-273, 275, 277, 797       |
| 17-0887                | HYUNDAI                                    | 49507-02A10   |   |  | 320-321                      |
| 17-0888                | HYUNDAI                                    | 49508-02A10   |   |  | 320-321                      |
| 17-0889                | HYUNDAI                                    | 49507-02A00   |   |  | 320-321                      |
| 17-0890                | HYUNDAI                                    | 49508-02A00   |   |  | 320-321                      |
| 17-0891                | OPEL                                       | 13124676 / 374544                                   | 304425  | 24078  | 428                          |
| 17-0892                | TOYOTA                                     | 43420-0D170 / 43420-52180                           |   |  | 674                          |
| 17-0893                | TOYOTA                                     | 43410-0D170 / 43410-52180                           |   |  | 674                          |
| 17-0894                | TOYOTA                                     | 43420-0D180   |   |  | 675                          |
| 17-0895                | TOYOTA                                     | 43410-0D180   |   |  | 675                          |
| 17-0896                | RENAULT                                    | 82 00 264 665 / 82 00 613 827                       | 304339  | 23740  | 556                          |
| 17-0897                | RENAULT                                    | 82 00 472 158                                       | 304719  | 24447  | 556                          |
| 17-0898                | AUDI                                       | 8Z0 407 271AR                                       |   |  | 58                           |
| 17-0899                | AUDI                                       | 8Z0 407 272AR                                       |   |  | 58                           |
| 17-0900                | AUDI                                       | 8Z0 407 271AL / 8Z0 407 271AN / 8Z0 407 271AP       |   |  | 58                           |
| 17-0901                | AUDI                                       | 8Z0 407 272AC                                       |   |  | 58                           |
| 17-0902                | AUDI                                       | 8Z0 407 271AM / 8Z0 407 271AQ                       |   |  | 57                           |

|         |                              |   |        |                       |                        |
|---------|------------------------------|---|--------|-----------------------|------------------------|
| 17-0903 | RENAULT                      | 82 00 356 803 / 82 00 388 506 / 82 00 511 116   |        |                       | 556                    |
| 17-0904 | DACIA / RENAULT              | 82 00 440 187 / 82 00 499 585   |        |                       | 170-171, 527, 558-559  |
| 17-0905 | DACIA / RENAULT              | 82 00 330 413   | 304716 | 24444                 | 556                    |
| 17-0906 | RENAULT                      | 82 00 310 122 / 82 00 376 094   | 304895 | 24624                 | 576                    |
| 17-0907 | FORD EUROPE / VOLVO          | 3M513B437BAE  |        |                       | 272-277, 797           |
| 17-0908 | RENAULT                      | 82 00 499 586   | 304710 | 24398                 | 170-171, 527, 558-559  |
| 17-0909 | RENAULT                      | 82 00 327 707 / 82 00 376 095   | 304778 | 24505                 | 576                    |
| 17-0910 | ALFA ROMEO                   | 46308023 / 46308071   | 303532 | 21578                 | 3-5, 22                |
| 17-0911 | ALFA ROMEO                   | 46308024 / 46308072   | 303533 | 21579                 | 3-5, 22                |
| 17-0912 | FORD EUROPE / VOLVO          | -   |        |                       | 272-273, 275, 277, 797 |
| 17-0913 | OPEL                         | 13124675 / 374543   | 304424 | 24077                 | 428                    |
| 17-0914 | BMW                          | 33 21 1 229 495 / 33 21 1 229 497 / 33 21 1 229 591 / 33 21 1 229 707 / 33 21 7 518 431 | 304740 | 24467                 | 100-103, 106           |
| 17-0915 | BMW                          | 33 21 1 229 496 / 33 21 1 229 498 / 33 21 1 229 592 / 33 21 1 229 708 / 33 21 7 518 432 | 304682 | 24370                 | 100-103, 106           |
| 17-0916 | BMW                          | 31 60 7 524 045 / 31 60 7 529 201   |        |                       | 104                    |
| 17-0917 | BMW                          | 31 60 7 524 046 / 31 60 7 529 202   |        |                       | 104                    |
| 17-0918 | RENAULT / RENAULT LCV, TRUCK | 82 00 045 471 / 82 00 144 781 / 82 00 331 639   | 304005 | 21599                 | 534, 582               |
| 17-0919 | RENAULT / RENAULT LCV, TRUCK | 82 00 144 764 / 82 00 144 765   | 304004 | 21598                 | 534, 582               |
| 17-0920 | CITROËN / PEUGEOT / TOYOTA   | 3272.JY / 43420-0H010   | 304784 | 24511                 | 123, 466, 662          |
| 17-0921 | CITROËN / PEUGEOT / TOYOTA   | 3273.JR / 43410-0H010   | 304785 | 24512                 | 123, 466, 662          |
| 17-0922 | FIAT / FIAT LCV              | -   |        |                       | 216, 253               |
| 17-0923 | FIAT / FIAT LCV              | -   |        |                       | 216, 253               |
| 17-0924 | BMW                          | 31 60 7 505 003 / 31 60 7 505 005   | 304495 | 24148                 | 105-106                |
| 17-0925 | BMW                          | 31 60 7 505 004 / 31 60 7 505 006   | 304496 | 24149                 | 105-106                |
| 17-0926 | FIAT                         | -   |        |                       | 194-195                |
| 17-0927 | FIAT                         | -   |        |                       | 194-195                |
| 17-0934 | ALFA ROMEO / LANCIA          | -   |        |                       | 9, 342                 |
| 17-0935 | ALFA ROMEO / LANCIA          | -   |        |                       | 9, 342                 |
| 17-0938 | AUDI                         | 8Z0 407 271AK   |        |                       | 57                     |
| 17-0939 | AUDI                         | 8Z0 407 272AL   |        |                       | 57                     |
| 17-0940 | AUDI                         | 8E0 407 271BE / 8E0 407 271T / 8E0 407 451HX  | 304617 | 24301 / 24800 / 24814 | 69-72                  |
| 17-0941 | AUDI                         | 8E0 407 271AA   |        |                       | 70, 72                 |
| 17-0942 | AUDI                         | 8E0 407 272AA   |        | 24823                 | 70, 72                 |
| 17-0943 | AUDI                         | 4B0 407 271AS / 4B0 407 271BB   | 304844 | 24571                 | 84                     |
| 17-0944 | MINI                         | 31 60 7 518 237   | 304212 | 23277                 | 377                    |
| 17-0945 | MINI                         | 31 60 7 518 238   | 304213 | 23278                 | 377                    |
| 17-0951 | CITROËN                      | 3272.JA / 3272.JC / 9650624280  | 304541 | 24194                 | 124-125                |
| 17-0952 | CITROËN                      | 3273.HS / 3273.HT / 9650624180  | 304542 | 24195                 | 124-125                |
| 17-0953 | DAEWOO                       | 96298502  |        |                       | 174                    |
| 17-0954 | FIAT LCV                     | 46307796  |        |                       | 236                    |
| 17-0955 | FIAT LCV                     | 46307797  |        |                       | 236                    |

| METELLI<br>ref. | MARCA<br>MAKE                 | ADATTABILE A OES<br>ADAPTABLE FOR OES | ADATTABILE A<br>ADAPTABLE FOR<br>GKN/LÖBRO | ADATTABILE A<br>ADAPTABLE FOR<br>SPIDAN | PAGINA<br>PAGE |
|-----------------|-------------------------------|---------------------------------------|--|---|----------------|
| 17-0956         | FIAT / FIAT LCV / LANCIA      | 1481452080                            | 303681                                     | 22871                                   | 233, 255, 351  |
| 17-0957         | FIAT / FIAT LCV / LANCIA      | 1481451080                            | 303682                                     | 22872                                   | 233, 255, 351  |
| 17-0962         | FIAT                          | -                                     |  |   | 217            |
| 17-0963         | FIAT                          | -                                     |  |   | 217            |
| 17-0964         | FIAT                          | 1497187088                            |  |   | 255            |
| 17-0965         | FIAT / FIAT LCV               | 1497188088 / 71792564                 |  |   | 255            |
| 17-0970         | FORD EUROPE / FORD LCV, TRUCK | 1059528 / R97FX-3220-DA               |  |   | 270-271, 295   |
| 17-0971         | FORD EUROPE / FORD LCV, TRUCK | 1059520 / R97FX-3219-DA               |  |   | 270-271, 295   |
| 17-0972         | FORD LCV, TRUCK               | 1417762                               |  |   | 296            |
| 17-0973         | FORD LCV, TRUCK               | 4615961                               |  |   | 296            |
| 17-0974         | FORD EUROPE                   | 4187268                               | 304236                                     | 23302                                   | 274            |
| 17-0975         | FORD EUROPE                   | 4166907                               | 304237                                     | 23303                                   | 274            |
| 17-0976         | FORD LCV, TRUCK               | 1C153B437CG / 4602016                 |  |   | 297            |
| 17-0977         | FORD LCV, TRUCK               | 1C153B436CG                           |  |   | 297            |
| 17-0978         | FORD LCV, TRUCK               | 1C153B437CG                           |  |   | 296            |
| 17-0979         | FORD LCV, TRUCK               | 1C153B436CG                           |  |   | 296            |
| 17-0980         | FORD LCV, TRUCK               | 1C153B437CF                           |  | 24065                                   | 296            |
| 17-0981         | FORD LCV, TRUCK               | 1C153B436CE / 1C153B436CF             |  |   | 296            |
| 17-0982         | FIAT / LANCIA                 | 51813089                              |  |   | 200, 343       |
| 17-0983         | FIAT / LANCIA                 | 51813090                              |  |   | 200, 343       |
| 17-0988         | MERCEDES BENZ                 | 168 360 31 72                         | 304378                                     | 23796                                   | 367            |
| 17-0989         | MERCEDES BENZ                 | 168 360 33 72                         | 304379                                     | 23797                                   | 367            |
| 17-0990         | MERCEDES BENZ                 | 169 360 11 72                         |  |   | 368-369        |
| 17-0991         | MERCEDES BENZ                 | 169 360 12 72                         |  |   | 368-369        |
| 17-0996         | MERCEDES BENZ                 | 169 360 71 72                         |  |   | 368-369        |
| 17-0997         | MERCEDES BENZ                 | 169 360 52 72                         |  |   | 368-369        |
| 17-1013         | OPEL                          | 374791                                | 305054                                     | 24782                                   | 437-438        |
| 17-1014         | OPEL                          | 374790                                | 305053                                     | 24781                                   | 437-438        |
| 17-1017         | OPEL                          | 26119530 / 374633                     | 305052                                     | 24780                                   | 437            |
| 17-1018         | OPEL                          | 26119529 / 374632                     | 305057                                     | 24785                                   | 437            |
| 17-1019         | OPEL                          | 13150502 / 374792                     | 305055                                     | 24783                                   | 438            |
| 17-1020         | OPEL                          | 13150503 / 374793                     | 305056                                     | 24784                                   | 438            |
| 17-1021         | PEUGEOT                       | -                                     |  |   | 471-472        |
| 17-1022         | PEUGEOT                       | -                                     |  |   | 471-472        |
| 17-1023         | PEUGEOT                       | 3272.GL / 3272.GN                     |  |   | 502            |
| 17-1024         | PEUGEOT                       | 3273.GC / 3273.GE                     |  |   | 502            |
| 17-1025         | PEUGEOT                       | 3272.CS / 3272.CT                     |  |   | 470            |

|                |  |   |        |       |                   |
|----------------|--|---|--------|-------|-------------------|
| <b>17-1026</b> | PEUGEOT                                    | 3273.CS / 3273.CT   |        |       | 470               |
| <b>17-1027</b> | OPEL LCV / RENAULT LCV, TRUCK              | 4401946 / 77 11 135 531 / 82 00 169 279 / 9109946                 | 303501 | 21059 | 461, 583          |
| <b>17-1028</b> | OPEL LCV / RENAULT LCV, TRUCK              | 4502441 / 77 01 473 014 / 82 00 026 791 / 82 00 169 277 / 9198695 | 303502 | 21060 | 461, 583          |
| <b>17-1029</b> | OPEL LCV / RENAULT LCV, TRUCK              | 4415628 / 82 00 299 844 / 82 00 477 656                           | 303507 | 21553 | 463, 585          |
| <b>17-1030</b> | OPEL LCV / RENAULT LCV, TRUCK              | 4415354 / 82 00 164 149 / 82 00 477 655                           | 303508 | 21554 | 463, 585          |
| <b>17-1031</b> | RENAULT                                    | 82 00 014 107 / 82 00 232 886                                     | 304562 | 24242 | 541-542           |
| <b>17-1032</b> | RENAULT                                    | 82 00 030 619 / 82 00 107 530 / 82 00 232 883                     | 304563 | 24243 | 541-542           |
| <b>17-1035</b> | RENAULT                                    | 82 00 065 334   | 304301 | 23664 | 524, 534          |
| <b>17-1036</b> | RENAULT                                    | 82 00 114 426   | 304303 | 23666 | 524, 534          |
| <b>17-1037</b> | NISSAN LCV / OPEL LCV / RENAULT LCV, TRUCK | 39101-00Q2E / 4417083 / 82 00 414 939                             | 305191 | 24942 | 414, 461, 584-585 |
| <b>17-1038</b> | RENAULT                                    | 82 00 535 798 / 82 00 535 799 / 82 00 543 868                     | 305186 | 24937 | 527, 533, 581     |
| <b>17-1039</b> | RENAULT                                    | 82 00 535 800 / 82 00 535 802                                     | 305187 | 24938 | 527, 533, 581     |
| <b>17-1040</b> | RENAULT                                    | 82 00 341 698   | 304712 | 24400 | 526, 558          |
| <b>17-1041</b> | RENAULT                                    | 82 00 378 880   | 304724 | 24452 | 526, 558          |
| <b>17-1044</b> | LAND ROVER                                 | TDB104020   |        |       | 352-353           |
| <b>17-1045</b> | LAND ROVER                                 | TDB104030   |        |       | 352-353           |
| <b>17-1046</b> | LAND ROVER                                 | TDB104980   |        |       | 352-353           |
| <b>17-1047</b> | LAND ROVER                                 | TDB104990   |        |       | 352-353           |
| <b>17-1048</b> | LAND ROVER                                 | TDB000360 / TDB103520   |        |       | 352               |
| <b>17-1049</b> | LAND ROVER                                 | TDB000070   |        |       | 352-353           |
| <b>17-1050</b> | TOYOTA                                     | 43420-52120   |        |       | 673-674           |
| <b>17-1051</b> | TOYOTA                                     | 43410-52120   |        |       | 673-674           |
| <b>17-1052</b> | TOYOTA                                     | 43420-0D020   |        |       | 673-674           |
| <b>17-1053</b> | TOYOTA                                     | 43420-52070   |        |       | 674               |
| <b>17-1054</b> | TOYOTA                                     | 43410-52070   |        |       | 674               |
| <b>17-1064</b> | AUDI / VOLKSWAGEN                          | 1K0 407 272CR   | 304767 | 24494 | 61-62, 711-712    |
| <b>17-1067</b> | NISSAN LCV / OPEL LCV / RENAULT LCV, TRUCK | 39101-00Q0D / 4417084 / 82 00 414 937                             | 304845 |       | 414, 461, 584-585 |
| <b>17-1068</b> | TOYOTA                                     | 43410-0D020   |        |       | 673-674           |
| <b>21-0001</b> | TOYOTA                                     | 43470-09L30   |        |       | 675               |
| <b>21-0002</b> | TOYOTA                                     | 43460-09M60   |        |       | 675               |