

general
catalog

A dark blue horizontal bar containing the AJUSA logo on the left and the text "general catalog" on the right. The logo consists of the word "AJUSA" in a stylized, italicized font within a white rectangular frame.

19

A large, white, stylized number "19" set against a dark blue background, positioned to the right of the "general catalog" text.

RVI

A dark blue horizontal bar at the bottom of the page containing the text "RVI" in a white, serif font.

Attention

AJUSA will not be held responsible for later changes and modifications after the launching of this catalogue.

The sale and reproduction, in whole or in part, of this catalogue is expressly forbidden.

AJUSA no se responsabiliza de los cambios y modificaciones posteriores al lanzamiento de este catálogo.

Prohibida su venta, así como la reproducción total o parcial.

AJUSA ne se responsabilise pas des changements te/ou modifications après le lancement de ce catalogue.

Vente interdite ainsi que sa reproduction totale ou partielle.

AJUSA übernimmt keine Verantwortung über Veränderungen nach Erscheinung des Kataloges. Der Verkauf sowie die Reproduktion des Kataloges, ganz oder in Teilen, ist ausdrücklich verboten.

AJUSA não se responsabiliza pelas trocas e modificações posteriores a publicação deste catálogo. Proibida a sua venda, assim como a sua reprodução total o parcial.

AJUSA не несет ответственности за изменения, и изменения после выпуска каталога. Запрещена их продажа, а также его частичное или полное репродукции.

HOW TO USE THE CATALOGUE

EXPLICACIÓN, MANEJO DEL CATÁLOGO
EXPLICATIONS, USAGE DU CATALOGUE
UNTERRICHT FÜR GEBRAUCH DES KATALOGS
EXPLICAÇÃO SOBRE A UTILIZAÇÃO DO CATÁLOGO

	Sorted by Ordenado por ↓	(CV) (HP)				SETS - JUEGOS				 (mm) X (mm)	
						50	51	52	53		54
DIESEL 159 JTD 16 V 159 JTD 16V 159 SW JTDM 16V 159 SW JTDM 16V (DOHC) (No: 5192517>)	93	1910 1910 1910 1910	136 150 136 150	937A8.000 939A2.000 939A8.000 939A2.000	9 9 3 3	2005 2005 2006 2006	82 82 82 82	51040400 53034400 54150600 81033400	10174000 10174010 10174020	0 1 2	
MAKE, VEHICLE DETAILS MARCA, DETALLES DEL VEHÍCULO MARQUE, DETAILS DU VEHICULE FABRIKAT, FAHRZEUG MARCA, DETALHES DO VEICULO	BOX Nr. BLOQUE No. BLOC No. BLOCK Nr. BLOCO No.	POWER POTENCIA PUISSANCE LEISTUNG POTÊNCIA	ENGINE MOTOR MOTEUR MOTOREN MOTOR	YEAR OF MANUFACTURE AÑOS DE FABRICACIÓN ANNEE DE FABRICATION BAUJAHR ANOS DE FABRICAÇÃO	CYLINDER BORE DIÁMETRO PISTÓN ALESAGE ZYLINDERBOHRUNG DIÂMETRO DO PISTÃO	CYLINDER HEAD BOLTS SET JUEGO TORNILLOS CULATA POCHETTE VIS CULASSE SCHRAUBENSATZ JOGO PARAFUSOS CABEÇOTE	SETS JUEGOS POCHETTES SÄTZE JOGOS	PISTON-BLOCK HEIGHT ALTURA PISTÓN-BLOQUE HATEUR PISTON-BLOC KOLBENÜBERSTAND ALTURA PISTÃO-BLOCO	NOTCHES MUESCAS ENCOCHES KERBEN MOSSAS	CYLINDER HEAD GASKET JUNTA CULATA JOINT DE CULASSE ZYLINDERKOPFDICHTUNG JUNTA CABEÇOTE	THICKNESS ESPESOR EPAISSEUR DICKE MOSSAS
NEW MODELS MODELOS NUEVOS NOUVEAU MODELES NEU MODELL MODELOS NOVOS	DISPLACEMENT (cm³) CILINDRADA (cm³) CYLINDREE (cm³) HUBRAUM (cm³) CILINDRADA (cm³)			CYLINDER HEAD GASKET JUNTA CULATA JOINT DE CULASSE ZYLINDERKOPFDICHTUNG JUNTA CABEÇOTE	THICKNESS ESPESOR EPAISSEUR DICKE MOSSAS						

FIRST TWO DIGITS DOS PRIMEROS DIGITOS DEUX PREMIERS CHIFFRES BEIDE STÜLINGSZAHLEN DOIS PRIMEIROS DIGITOS	DESCRIPTION	DESCRIPCIÓN	DESCRIPTION	BESCHREIBUNG	DESCRIÇÃO
10	CYL. HEAD GASKET	JUNTA CULATA	JOINT DE CULASSE	ZYLINDERKOPFDICHTUNG	JUNTA CABEÇOTE
11	ROCKER COVER GASKET	JUNTA TAPA CULATA	JOINT COUVRE CULBUTEURS	ZYLINDERKOPFHÄUBENDICHTUNG	JUNTA TAMPÁ CABEÇOTE
12	VALVE STEM SEAL	RETÉN VÁLVULA	BAGUE SOUPAPE	VENTILSCHAFTDICHTUNG	RETENTOR VALVULA
13	MANIFOLD GASKET	JUNTA COLECTORES	COLLECTEURS	KRÜMMERDICHTUNG	JUNTA COLETOR
14	OIL PAN (SUMP) GASKET	JUNTA CÁRTER ACEITE	CARTER HUILE	ÖLWANNENDICHTUNG	JUNTA CARTER OLEO
15	OIL SEAL	RETÉN ACEITE	BAGUE D'HUILE	WELLENDICHTUNG	RETENTOR OLEO
16	O RINGS	TÓRICAS	TORIQUES	O RING	JUNTA O'RING
18	MTP WASHER	ARANDELAS DE MTP	RONDELLES METALLOPLASTIQUE	MTP RING	ARRUELAS DE MTP
19	SPIROMETALIC WASHER	ARANDELAS ESPIROMETÁLICAS	RONDELLES SP.	FEDER RING	ARRUELA ESPIROMETALICA
20	METAL RUBBER WASHER	ARANDELAS DE HGS	RONDELLES ACIER-CAUTOCHOUQ	METALLGUMMIRING	ARRUELA DE HGS
21	COPPER WASHER	ARANDELAS DE COBRE	RONDELLES CUIVRE	KUPFERRING	ARRUELA DE COBRE
22	ALU WASHER	ARANDELAS DE ALUMINIO	RONDELLES ALUMINIUM	ALUMINIUMRING	ARRUELA DE ALUMINIO
23	FIBRE WASHER	ARANDELAS DE FIBRA	RONDELLES FIBRE	FASERRING	ARRUELA DE FIBRA
24	FLAT WASHER	ARANDELAS PLANAS	RONDELLES PLATES	WEICHER GUMMRING	ARRUELA LISA
29	NYLON WASHER	ARANDELAS DE NYLON	RONDELLES NYLON	NYLONRING	ARRUELA DE NYLON
50	FULL SET	JUEGO COMPLETO	POCHETTE COMPLETE	VOLLSATZ	JOGO COMPLETO
51	FULL SET W/O CYL. HEAD GASKET	JUEGO COMPLETO SIN CULATA	POCHETTE COMPLETE SANS CULASSE	VOLLSATZ OHNE ZYLINDERKOPFDICHTUNG	JOGO COMPLETO SEM J. DO CABEÇOTE/JOGO SUPERIOR COM J. DO CABEÇOTE
52	HEAD SET	JUEGO DESCARBONIZACIÓN	POCHETTE RODAGE	ZYLINDERKOPFSATZ	JOGO SUPERIOR SEM J. DO CABEÇOTE
53	HEAD SET W/O CYL. HEAD GASKET	JUEGO DESCARBONIZACIÓN SIN CULATA	POCHETTE RODAGE SANS CULASSE	ZYLINDERKOPFSATZ OHNE ZYL.	JOGO SUPERIOR SEM J. DO CABEÇOTE
54	CONVERSION SET	JUEGO COMPLEMENTO	POCHETTE COMPLEMENT	KURBELGEHAUSESATZ	JOGO BLOCO
55	CYL. HEAD GASKET	JUNTA CULATA	JOINT DE CULASSE	ZYLINDERKOPFDICHTUNG	JUNTA CABEÇOTE
56	ROCKER COVER GASKET	JUNTA TAPA CULATA	JOINT COUVRE CULBUTEURS	VENTILSCHAFTDICHTUNG	JUNTA TAMPÁ VALVULA
57	VALVE STEM SEAL SET	JUEGO RETÉN VÁLVULA	POCHETTE BAGUE SOUPAPE	VENTILSCHAFTABDICHTUNGSSATZ	JOGO RETENTOR VALVULA
59	OIL PAN SET	JUEGO CÁRTER ACEITE	POCHETTE CARTER HUILE	ÖLWANNENSATZ	JOGO CARTER OLEO
60	CYL. SLEEVE (LINERS) SET	JUEGO CAMISAS	POCHETTE CHEMISES	ZYLINDERLAUFBUCHESENSATZ	JOGO CAMISAS
61	OIL SEAL SET	JUEGO RETÉN ACEITE	POCHETTE BAGUE D'HUILE	WELLENDICHTUNGSSATZ	JOGO RETENTOR OLEO
71	OIL SEAL WITH COVER	RETÉN ACEITE CON TAPA	BAGUE ANTIFUITE AVEC COUVERCLE	RADIALWELLENDICHTUNG MIT DECKEL	RETENTOR OLEO COM TAMPÁ
72	VALVE COVER WITH GASKET	TAPA CULATA CON JUNTA	COUVRE CULBUTEURS AVEC JOINT	ZYLINDERKOPFHÄUBEN MIT DICHTUNG	TAMPÁ VALVULA COM JUNTA
75	SILICONE SEALANT	SELLANTE DE SILICONA	PÂTE À JOINT SILICONE	SILIKON DICHTMASSE	SILICONE SIGILANTE
81	CYLINDER HEAD BOLTS SET	JUEGO TORNILLOS CULATA	POCHETTE VIS DE CULASSE	SCHRAUBENSATZ	JOGO PARAFUSOS CABEÇOTE
85	HYDRAULIC LIFTERS	TAQUÉS HIDRÁULICOS	POUSSOIRS HYDRAULIQUES	HYDRÖSTOSSEL	TUCHOS HIDRÁULICOS
93	CAMSHAFT	ÁRBOL DE LEVAS	ARBRE Á CAMES	NOCKENWELLE	COMANDO DE VALVULAS
JTC	TURBO FITTING KIT	JUEGO DE REPARACIÓN TURBO	TURBO KIT DE REPARATION	TURBOLADER MONTAGESATZ	JOGO DE JUNTAS DO TURBO
OP	OIL FEED PIPE	TUBO DE ENGRASE	TUBE GRAISSE	ÖLZULAUFLÉITUNG	TUBO DE GRAXA

HOW TO USE THE CATALOGUE
 EXPLICACIÓN, MANEJO DEL CATÁLOGO
 EXPLICATIONS, USAGE DU CATALOGUE
 UNTERRICHT FÜR GEBRAUCH DES KATALOGS
 EXPLICAÇÃO SOBRE A UTILIZAÇÃO DO CATÁLOGO

11095300	13186000	13117000	75000100 ▲ 75000200 ▲	57053000 12027500 (x16) 4x9.6x15.3	15082000 30x45x7 C 15055200 ← 31x41x7 C 71000800 ⇒▲	OP10133	85009000 (x16)	93131800 (ADM-IN) 93131700 (ESC-EX)
ROCKER COVER GASKET JUNTA TAPA CULATA JOINT COUVRE CULBUTEURS ZYLINDERKOPFHAUBENDICHTUNG JUNTA DA TAMPA DO CABEÇOTE	EXHAUST MANIFOLD GASKET JUNTA COLECTOR ESCAPE JOINT DE COLLECTEUR D'ÉCHAPPEMENT AUSPUFFKRÜMMERDICHTUNG JUNTA DO COLETOR DE ESCAPE	EXHAUST MANIFOLD GASKET JUNTA COLECTOR ESCAPE JOINT DE COLLECTEUR D'ÉCHAPPEMENT AUSPUFFKRÜMMERDICHTUNG JUNTA DO COLETOR DE ESCAPE	VALVE STEM SEAL RETÉN VÁLVULA BAGUE SOUPAPE VENTILSCHAFTDICHTUNG RETENTOR VALVULA	VALVE STEM SEAL SET JUEGO RETENES VÁLVULA POCHETTE BAGUE SOUPAPE VELTILSCHAFTABDICHTUNGSSATZ JOGO RETENTORES VALVULA	CRANKSHAFT SEAL RETÉN ACEITE CIGÜENAL BAGUE BILEBREQUIN KURBELWELLENDICHTUNG RETENTOR VIRABREQUIM	CAMSHAFT SEAL RETÉN ACEITE ÁRBOL LEVAS BAGUE ARBRE A CAMES NOCKENWELLENDICHTUNG RETENTOR EIXO VALVULAS	CAMSHAFT SEAL RETÉN ACEITE ÁRBOL LEVAS BAGUE ARBRE A CAMES NOCKENWELLENDICHTUNG RETENTOR EIXO VALVULAS	CAMSHAFT ÁRBOL DE LEVAS ARBRE A CAMES NOCKENWELLE COMANDO VALVULAS
INTAKE MANIFOLD GASKET JUNTA COLECTOR ADMISIÓN JOINT DE COLLECTEUR D'ADMISSION ANSAUGKRÜMMERDICHTUNG JUNTA DO COLETOR DE ADMISSÃO	EXHAUST PIPE GASKET JUNTA TUBO ESCAPE JOINT DE TUYAU D'ÉCHAPPEMENT AUSPUFFROHRDICHTUNG JUNTA DO TUBO DO ESCAPAMENTO	EXHAUST PIPE GASKET JUNTA TUBO ESCAPE JOINT DE TUYAU D'ÉCHAPPEMENT AUSPUFFROHRDICHTUNG JUNTA DO TUBO DO ESCAPAMENTO	OIL DRAIN PLUG TAPÓN ACEITE BOUCHON VINDAGE HUILE ÖLABLAßSCHRAUBE BUJÃO DE OLEO	OIL PAN (SUMP) GASKET JUNTA CÁRTER ACEITE JOINT CARTER D'HUILE ÖLWANNENDICHTUNG JUNTA DO CARTER	OIL PAN (SUMP) GASKET JUNTA CÁRTER ACEITE JOINT CARTER D'HUILE ÖLWANNENDICHTUNG JUNTA DO CARTER	OIL FEED PIPE TUBO DE ENGRASE TUBE GRAISSE ÖLZULAUFLICHTUNG TUBO DE GRAXA	OIL FEED PIPE TUBO DE ENGRASE TUBE GRAISSE ÖLZULAUFLICHTUNG TUBO DE GRAXA	HYDRAULIC LIFTERS TAQUÉS HIDRÁULICOS POUSOIRS HYDRAULIQUES HYDRÖSTOSSEL TUCHOS HIDRÁULICOS

	Set does not include cylinder head gasket El juego no incluye junta de culata La pochette ne contient pas le joint de culasse Satz ohne zylinderkopfdichtung O jogo não inclui junta do cabeçote	For one cylinder Para un cilindro Pour un cylindre Für ein zylinder Para um cilindro
#	Set does not include exhaust pipe gasket El juego no incluye tubos de escape La pochette ne contient pas les joints tuyeau echappement Satz ohne auspuffrohrdichtung O jogo não inclui tubos de escape	For one cylinder liner Para una camisa Pour une chemise Für eine zylinderlaufbuchse Para uma camisa
◇	Set does not include valve stem seals El juego no incluye retenes de válvula La pochette ne contient pas de bagues de soupape Satz ohne ventilschaftabdichtung O jogo não inclui retentores de válvulas	Left side Lado izquierdo Cote gauche Linke seite Curva esquerda
▲	Not included in the set No incluido en el juego Non inclus dans la pochette Nicht im satz Não incluso no jogo	Right side Lado derecho Cote droit Rechte seite Curva direita
(MLS)	MLS cylinder head gasket Junta de culata MLS Joint de culasse MLS AZylinderkopfdichtung Junta do cabeçote MLS	Complete Completo Complete Vollsatz Completo
	See specific catalogue of turbo components Ver catálogo específico de componentes de turbo Voir le catalogue spécifique aux composants turbos Siehe im Turboladerkomponenten-Katalog Consulte catálogo específico para componentes de turbo.	Intake and Exhaust Admisión y escape Admission et Échappement Ansaug- und Auspuff Admissão e Escape

ISTRUZIONI PER USO DEL CATALOGO КАК ПОЛЬЗОВАТЬСЯ КАТАЛОГОМ - ПОЯСНЕНИЯ

目录注释与使用说明

شرح ، إستعمال الكاتالوج

	Sorted by Ordeneado por ↓	(CV) (HP)						(mm) X 		
									c.c.	
DIESEL 159 JTD 16 V 159 JTD 16V 159 SW JTDM 16V 159 SW JTDM 16V (DOHC) (No: 5192517>)	93 	1910 1910 1910 1910	136 150 136 150	937A8.000 939A2.000 939A8.000 939A2.000	9 9 3 3	2005 2005 2006 2006	82 82 82 82	51040400 53034400 54150600 8103400	10174000 ▲ (MLS) 0.795-0.881 (0.80) 10174010 ▲ (MLS) 0.882-0.986 (0.90) 10174020 ▲ (MLS) 0.987-1.055 (1.00)	0 1 2

BLOCCO No. БЛОК
组号
مجموعة رقم

POTENZA МОЩНОСТЬ
功率
قوة

MOTORE ДВИГАТЕЛЬ
发动机型号
لحرك (الموتو)

ANNO DI FABBRICAZIONE ГОД ИЗГОТОВЛЕНИЯ
制造年份
سنوات الصنع

SERIE BULLONI TESTATA КОМПЛЕКТ БОЛТОВ ГБЦ
气缸盖螺栓组
طقم براغي رأس السيليندير

SPORGENZA PISTONE-BLOCCO
Высота выступания поршня над блоком
تفاع أسطوانة - اعت اص

TASCHE ПРОСЕЧКИ
标记孔
حزانات

MARCA, DETAGLI DEL VEICOLO
МОДЕЛЬ, ДАННЫЕ АВТОМОБИЛЯ
品牌及车辆细节信息
نوع، تفصيلات السيارة

CILINDRATA (cm³)
РАБОЧИЙ ОБЪЕМ ДВИГАТЕЛЯ
排量 (cm³)
سيليندير (سم³)

ALESAGIO
ДИАМЕТР ПОРШНЯ
活塞直径
قطر البيستون

SERIE
КОМПЛЕКТЫ
اطقام

GUARNIZIONE TESTA CILINDRI
ПРОКЛАДКА ГБЦ
مجمع رأس السيليندير

SPESORE
ТОЛЩИНА
السماعة

NUOVO MODELLO
НОВЫЕ МОДЕЛИ
新产品型号
انواع جديدة

DEI PRIMI NUMERI ПЕРВЫЕ ДВЕ ЦИФРЫ 头两位数字 أول بييجتين	DESCRIZIONE	ОПИСАНИЕ	描写	وصف
10	GUARNIZIONE TESTA CILINDRI	ПРОКЛАДКА ГБЦ	气缸垫片	مجمع رأس السيليندير
11	GUARNIZIONE COPERCHIO VALVOLE	ПРОКЛАДКА КЛАПАННОЙ КРЫШКИ	气门室盖垫	مجمع ستانة فطاء السيليندير
12	CAPUCCI VALVOLE	САЛЬНИК КЛАПАНА	气门油封	حابس الصمام
13	COLLETTORI	ПРОКЛАДКИ КОЛЛЕКТОРОВ	排/进气歧管垫片	للجمعات
14	COPPA OLIO	ПРОКЛАДКА ПОДДОНА	油底壳垫片	علبة (كارتر) الزيت
15	PARAOILIO	САЛЬНИК	油封	حافظ الزيت
16	O-RING	КРУГОВЫЕ УПЛОТНИТЕЛЬНЫЕ КОЛЬЦА	O型密封圈	لحلقة O (رافعة)
18	RONDELLE RAME E FIBRA	ШАЙБЫ МТР	纤维金属复合垫圈	روندالات (MTR)
19	RONDELLE RAME FIBRA E FERRO	ДИСОВЫЕ ПРУЖИНЫ	石墨金属复合垫圈	روندالات معدنية لولبية
20	RONDELLE GOMMA E FERRO	ШАЙБЫ HGS	橡胶金属复合垫圈	روندالات (HGS)
21	RONDELLE RAME	ШАЙБЫ МЕДНЫЕ	铜垫圈	روندالات النحاس
22	RONDELLE ALLUMINIO	ШАЙБЫ АЛЮМИНИЕВЫЕ	铝垫圈	روندالات الالمنيوم
23	RONDELLE FIBRA	ШАЙБЫ ВОЛОКОННЫЕ	纤维垫圈	روندالات النسيج
24	RONDELLE GOMMA	ШАЙБЫ ПЛОСКИЕ	橡胶垫圈	روندالات صمغيات
29	RONDELLE NYLON	ШАЙБЫ НЕЙЛОНОВЫЕ	尼龙垫圈	روندالات النيلون
50	SERIE MOTORE	ПОЛНЫЙ КОМПЛЕКТ	全套发动机大修包	طقم كامل
51	SERIE MOTORE SENZA TESTA CILINDRI	ПОЛНЫЙ КОМПЛЕКТ БЕЗ ПРОКЛАДКИ ГБЦ	全套发动机大修包 (不含气缸垫片)	طقم كامل بدون رأس السيليندير
52	SERIE SMERIGLIO	ПОЛНЫЙ КОМПЛЕКТ ПРОКЛАДОК ДЛЯ ГБЦ	气缸盖大修包	طقم عدم التفحيم
53	SERIE SMERIGLIO SENZA TESTA CILINDRI	ПОЛНЫЙ КОМПЛЕКТ ПРОКЛАДОК ДЛЯ ГБЦ БЕЗ ПРОКЛАДКИ ГБЦ	气缸盖大修包 (不含气缸垫片)	طقم عدم التفحيم بدون رأس السيليندير
54	SERIE COMPLEMENTARE	КОМПЛЕКТ ПРОКЛАДОК ДЛЯ КАРТЭРА	气缸体大修包	طقم متمم
55	GUARNIZIONE TESTA CILINDRI	ПРОКЛАДКА ГБЦ В КОМПЛЕКТЕ	气缸垫片	مجمع رأس السيليندير
56	GUARNIZIONE COPERCHIO VALVOLE	ПРОКЛАДКА КЛАПАННОЙ КРЫШКИ В КОМПЛЕКТЕ	气门室盖垫(组合式)	مجمع ستانة رأس السيليندير
57	SERIE CAPUCCI VALVOLE	САЛЬНИКИ КЛАПАНА В КОМПЛЕКТЕ	气门油封组	طقم حافظ الصمام
59	SERIE COPPA OLIO	ПРОКЛАДКА ПОДДОНА В КОМПЛЕКТЕ	油底壳修理包	طقم علبة (كارتر) الزيت
60	SERIE CANNE CILINDRI	КОМПЛЕКТ ЗАГЛЕШЕК	气缸衬套修理包	طقم قمصان
61	SERIE PARAOILIO	КОМПЛЕКТ МАСЛЯНЫХ САЛЬНИКОВ	油封组	مجموعة أنظمة حفظ الزيت
71	PARAOILIO CON COPERTINA	МАСЛЯНЫЙ САЛЬНИК С КРЫШКОЙ	外骨架油封	حافظ الزيت مع ستانة
72	COPERCHIO VALVOLE CON GUARNIZIONE	КРЫШКА ГОЛОВКИ ЦИЛИНДРОВ С ПРОКЛАДКОЙ	带密封垫气门室盖	ستانة رأس السيليندير مع مجمع
75	SILICONE SIGILLANTE	СИЛИКОНОВЫЙ ГЕРМЕТИК	硅氧树脂密封胶	غراء
81	SERIE BULLONI TESTATA	КОМПЛЕКТ БОЛТОВ ГБЦ	气缸盖螺栓组	طقم براغي رأس السيليندير
85	BICCHIERINI IDRAULICI	ГИДРАВЛИЧЕСКИЕ ТОЛКАТЕЛИ	液压挺柱	مغارة صمام هيدروليكي
93	ALBERO A CAMME	РАСПРЕДЕЛИТЕЛЬНЫЙ ВАЛ	凸轮轴	(كاشفات) شجرة التوزيع
JTC	KIT GIARNIZIONI TURBO	набор для ремонта турбины	涡轮增压器修理包	توربو كيت إصلاح
OP	TUBO ALIMENTAZIONE OLIO	трубка для смазки	机油油管	أنبوب الشحوم

ISTRUZIONI PER USO DEL CATALOGO
КАК ПОЛЬЗОВАТЬСЯ КАТАЛОГОМ - ПОЯСНЕНИЯ

解释, 目录的使用
شرح ، إستعمال الكاتالوج

11095300	13186000	13117000 01147000 01147100	75000100 75000200 00545800	57053000 12027500 (x16) 4x9.6x15.3	15082800 30x45x7 15055200 31x41x7 71000800	OP10133	85009000 (x16)	93131800 (ADM-IN) 93131700 (ESC-EX)	
GUARNIZIONE COPERCHIO VALVOLE ПРОКЛАДКА КЛАПАННОЙ КРЫШКИ 气门室盖垫 مجمع سداة رأس السيليندير	GUARNIZIONE COLLETORE SCARICO ПРОКЛАДКА ВЫПУСКНОГО КОЛЛЕКТОРА 排气歧管垫片 مفصل مُجمع الاوكزوزت	GUARNIZIONE COLLETORE ASPIRAZIONE ПРОКЛАДКА ВПУСКНОГО КОЛЛЕКТОРА 进气歧管垫片 مفصل مُجمع القبول	GUARNIZIONE COPPA OLIO ПРОКЛАДКА ПОДДОНА 油底壳垫片 مفصل علبة الزيت (الكارتير)	TAPPO COPPA OLIO ПРОБКА СЛИВНОГО ОТВЕРСТИЯ МАСЛА 油底壳放油塞密封垫圈 غطاء الزيت	SAPPUCCI VALVOLE САЛЬНИК КЛАПАНА 气门油封 حابس الصمام	PARAOILIO ALBERO A GOMITI САЛЬНИК КОЛЕНВАЛА 曲轴油封 حافظ زيت ال (كراشكشافت)	PARAOILIO ALBERO A SAMME САЛЬНИК РАСПРЕДЕЛИТЕЛЬНОГО ВАЛА 凸轮轴油封 حافظ شجرة التوزيع (كاششافت)	ALBERO A SAMME РАСПРЕДЕЛИТЕЛЬНЫЙ ВАЛ 液压挺柱 مغازة صمام هيدروليكيه	BISCCHIERINI IDRAULICI ГИДРАВЛИЧЕСКИЕ ТОЛКАТЕЛИ 凸轮轴 مغازة صمام هيدروليكيه
					SERIE SAPPUCCI VALVOLE САЛЬНИК КЛАПАНА В КОМПЛЕКТЕ 气门油封组 طقم حافظ الصمام	TUBO ALIMENTAZIONE OLIO трубка для смазки 机油油管 أنبوب الشحوم			







	Serie senza testa cilindri Комплект не включает прокладку ГБЦ 此修理包无气缸垫片 الطقم لا يحتوي على مفصل مجمع رأس السيليندير		Per un cilindre Для одного цилиндра 适用于单个气缸	للسيليندير
	Serie senza tubo scarico Комплект не включает прокладку выхлопной трубы 此修理包无排气管 الطقم لا يحتوي على الاوكزوزت		Per una canne Для одной заглушки 适用于单个衬套	للقميص
	Serie senza cappucci valvole Комплект не включает сальники клапана 此修理包无气门油封 الطقم لا يحتوي على حافظات الصمامات		Lato sinistro Левая сторона 左侧	الجانب الايسر
	Fuori dela serie Не включено в комплекте 不包括在修理包内 غير مشمول في الطقم		Lato destro Правая сторона 右侧	الجانب الايمن
	Guarnizioni testa cilindri MLS (MLS) Прокладка ГБЦ (MLS) MLS 多层钢垫片 نوعيته خياره لمفصل رأس السيليندير		Completo Полный 全套大修包	تام (بشكل كامل)
	Vedere specifiche catalogo dei componenti turbo Смотрите отдельный каталог компонентов для турбин. 详情请参阅涡轮增压器安装组件目录 وبروت تانوكم على! ددحمل اجول اتكلل رظنا		Aspirazione e Scarico Впускной и выпускной 進氣和排氣	العادم و

ENGINE INDEX ÍNDICE POR MOTOR

	c.c.				Cyl	Pag	Block
		→	←				
798	5490	1978	1986	DIESEL	6	12	12
A-23	2505			DIESEL	3	10	1
A-24	3340			DIESEL	4	10	3
A26	5010			DIESEL	6	10	10
A90	5010			DIESEL	6	10	10
B-24	6786			DIESEL	4	14	20
B-24	6786			DIESEL	4	14	21
B-26	10179			DIESEL	6	16	34
B-26	10179			DIESEL	6	18	36
B-36	11946			DIESEL	6	18	40
BH-26	10179			DIESEL	6	16	35
BS-16	9348			DIESEL	6	16	28
BS-16	9348			DIESEL	6	16	29
BS-36	11946			DIESEL	6	18	41
BSS-36	11946			DIESEL	6	18	42
D-24	3545			DIESEL	4	10	4
D-34	3545			DIESEL	4	10	5
D-34	3545			DIESEL	4	10	6
D-36	5320			DIESEL	6	10	11
D-90	3545			DIESEL	4	10	4
DCI16W220	6177	2001		DIESEL	6	12	17
DCI4B150	4100	1 2000	8 2001	DIESEL	4	10	8
DCI4B150	4100	8 2001	12 2006	DIESEL	4	10	9
DCI4C180	4100	8 2001	12 2006	DIESEL	4	10	9
DCI6A270	6177	2001		DIESEL	6	12	17
DX111	10800	10 2004		DIESEL	4	18	37
DX111	10800	10 2005		DIESEL	6	18	38
DX111	10800	10 2005		DIESEL	6	18	39
DX112	12130	10 2004	4 2006	DIESEL	6	20	51
DX113	12800	3 2006		DIESEL	4	20	52
DX113	12800	3 2009		DIESEL	4	20	52
DX113	12800	5 2006		DIESEL	4	20	52
DX113	12800	5 2009		DIESEL	4	20	52
DX113	12800	8 2009		DIESEL	4	20	52
DX113	12800	5 2006		DIESEL	6	20	53
DX13	2953	3 2007		DIESEL	4	10	2
DX17	7200	5 2006		DIESEL	6	14	22
DX17	7200	10 2006		DIESEL	6	14	22
DX17	7200	5 2006		DIESEL	4	14	23
EB-3	2505			DIESEL	3	10	1
EB-4	3340			DIESEL	4	10	3
EB6	5010			DIESEL	6	10	10
M635.40AD	12000			DIESEL	6	18	43
M635.40AD	12000		11 1979	DIESEL	6	18	46
M635.40AP	12000			DIESEL	6	18	43
M635.40C	12000		11 1979	DIESEL	6	18	46
M635.40CD	12000		11 1979	DIESEL	6	18	46
M635.40CZ	12000		11 1979	DIESEL	6	18	46
M635.40ET	12000		11 1979	DIESEL	6	18	46
MD04.20.30	5880	1978		DIESEL	4	12	16
MD06.35.40	12000	11 1980		DIESEL	6	18	44
MD06.35.40	12000	12 1979	10 1980	DIESEL	6	18	45
MD06.35.40	12000		11 1979	DIESEL	6	18	46
MDR06.35.40	12000		11 1979	DIESEL	6	20	47
MDR06.35.40	12000	12 1979	10 1980	DIESEL	6	20	48
MDS06.35.40	12000	11 1980		DIESEL	6	18	44
MDS06.35.40	12000		11 1979	DIESEL	6	20	47
MDS06.35.40	12000	12 1979	10 1980	DIESEL	6	20	48
MDX16	6328	1970		DIESEL	4	14	19
MDX24	6328	1970		DIESEL	4	14	19
MDX26	6328	1970		DIESEL	4	14	19
MDX44	6328	1970		DIESEL	4	14	19
MDX46M	6328	1970		DIESEL	4	14	19
MID06.20.30	8820	6 1988		DIESEL	6	14	26
MID06.20.30G	8820	1980	5 1988	DIESEL	6	16	27
MIDR040226	4100	5 1996	1 2004	DIESEL	4	10	7
MIDR06.02.12	5490	1986	6 1993	DIESEL	6	12	13
MIDR06.02.12D	5490	1986		DIESEL	6	12	12
MIDR06.02.12D	5490	1986	6 1993	DIESEL	6	12	13
MIDR06.02.26H	6179	1989	1993	DIESEL	6	12	18
MIDR06.02.26Q	6179	1989	1993	DIESEL	6	12	18
MIDR06.02.26U	6179	1993		DIESEL	6	12	18
MIDR06.02.26V	6179	1993		DIESEL	6	12	18
MIDR06.02.26W	6179		3 1994	DIESEL	6	12	18
MIDR06.02.26W	6179	6 1979		DIESEL	6	12	18
MIDR06.02.26X	6179	1993		DIESEL	6	12	18
MIDR06.20.30	8820	6 1988		DIESEL	6	14	26
MIDR06.20.45	9839	7 1990		DIESEL	6	16	31
MIDR06.20.45A	9839	11 1985	5 1988	DIESEL	6	16	30
MIDR06.20.45A	9839	1980	10 1985	DIESEL	6	16	32
MIDR06.20.45D	9839	11 1985	5 1988	DIESEL	6	16	30
MIDR06.20.45D	9839	6 1988		DIESEL	6	16	31
MIDR06.20.45D	9839	1980	10 1985	DIESEL	6	16	32
MIDR06.20.4S	9839	4 1996		DIESEL	4	16	33
MIDR06.35.40	12000	11 1980		DIESEL	6	18	44
MIDR06.35.40	12000		11 1979	DIESEL	6	20	47
MIDR06.35.40	12000	12 1979	10 1980	DIESEL	6	20	48
MIDR06.35.40	12000	4 1986		DIESEL	6	20	50
MIDR06.35.40G	12000	11 1980		DIESEL	6	18	44

ENGINE INDEX ÍNDICE POR MOTOR

	c.c.				Cyl	Pag	Block
		→	←				
MIDR06.35.40G	12000	6	1988	DIESEL	6	20	50
MIDR06.35.40H	12000	11	1980	DIESEL	6	18	44
MIDR06.35.40J	12000		1992	DIESEL	6	20	49
MIDR06.35.40J1	12000		1992	DIESEL	6	20	49
MIDR06.35.40J3	12000		1992	DIESEL	6	20	49
MIDR06.35.40L	12000		1992	DIESEL	6	20	49
MIDR06.35.40L1	12000		1992	DIESEL	6	20	49
MIDR06.35.40M	12000		1992	DIESEL	6	20	49
MIDR06.35.40M3	12000		1992	DIESEL	6	20	49
MIDR06.35.40N	12000		1992	DIESEL	6	20	49
MIDR06.35.40N3	12000		1992	DIESEL	6	20	49
MIDS06.02.12	5490		1986 6 1993	DIESEL	6	12	13
MIDS06.02.12B	5490		1986	DIESEL	6	12	12
MIDS06.02.12B	5490	9 1990	6 1993	DIESEL	6	12	13
MIDS06.02.12C	5490	9 1990	6 1993	DIESEL	6	12	13
MIDS06.02.12D3	5490	4 1994		DIESEL	6	12	14
MIDS06.02.26D	6179		1989 1996	DIESEL	6	12	18
MIDS06.20.30	8820	6 1988		DIESEL	6	14	26
MIDS06.20.30	8820	12 1984	10 1985	DIESEL	6	16	27
MIDS06.20.30N	8820	11 1985	5 1988	DIESEL	6	14	25
MIDS06.20.30N	8820	6 1988		DIESEL	6	14	26
MIDS06.20.30N	8820	12 1984	10 1985	DIESEL	6	16	27
MIDS06.20.30P	8820	11 1985	5 1988	DIESEL	6	14	25
MIDS06.20.30P	8820	6 1988		DIESEL	6	14	26
MIDS06.20.45	8820	12 1984	10 1985	DIESEL	6	16	27
MIDS06.20.45A	9839		1983	DIESEL	6	16	31
MIDS06.20.45A	9839	1980	10 1985	DIESEL	6	16	32
MIDS06.20.45B	9839	11 1985	5 1988	DIESEL	6	16	30
MIDS06.20.45B	9839	6 1988		DIESEL	6	16	31
MIDS06.20.45B	9839		1980 10 1985	DIESEL	6	16	32
MIDS06.20.45D	9839	11 1985	5 1988	DIESEL	6	16	30
MIDS06.20.45D	9839	6 1988		DIESEL	6	16	31
MIDS06.35.40	12000	11 1980		DIESEL	6	18	44
MIDS06.35.40	12000		11 1979	DIESEL	6	20	47
MIDS06.35.40	12000	4 1986	10 1980	DIESEL	6	20	48
MIDS06.35.40	12000	11 1980		DIESEL	6	20	50
MIDS06.35.40D	12000		5 1988	DIESEL	6	18	44
MIDS06.35.40D	12000	6 1988		DIESEL	6	20	50
MIDS06.35.40G	12000	6 1988		DIESEL	6	20	50
MIP06.20.30	8820			DIESEL	6	14	24
MIPR06.20.45	9839	11 1983		DIESEL	6	16	31
MIPS06.20.30	8820			DIESEL	6	14	24
MIPS06.20.45	9839	11 1985	5 1988	DIESEL	6	16	30
MS635T	12000		11 1979	DIESEL	6	20	47
MWM	5655			DIESEL	6	12	15

MODEL INDEX ÍNDICE POR MODELO							MODEL INDEX ÍNDICE POR MODELO									
	c.c.				Cyl	Pag	Block		c.c.				Cyl	Pag	Block	
		→	←							→	←					

	Sorted by Ordenado por ↓ C.C.	(CV) (HP)							SETS - JUEGOS		
DIESEL 4000 4000 4045 4045 R335 R335 R350 R350 (TRACTORES)	1 1	2505 2505 2505 2505 2505 2505 2505 2505	A-23 EB-3 EB-3 A-23 EB-3 A-23 A-23 EB-3					50000700 52010400 54023800		 10003500 ø93	
DIESEL MAXITY 16V	2 2	2953	150	DX13	3	2007		96	51031400 ☒ 53025800 ☒ 54156300 81032800	 10150300 ▲ (MLS) <0.078 (0.65) 1 10150310 ▲ (MLS) >0.078 (0.70) 2 ø97	
DIESEL 42.35 42.35 5000 5000 R440 R440 R500 R500 (TRACTORES Y CAMIONES)	3 3	3340 3340 3340 3340 3340 3340 3340 3340	EB-4 A-24 EB-4 A-24 A-24 A-24 EB-4 EB-4 A-24					50000800 52000300 54023900		 10003600 ø93	
DIESEL 5500 5500 (TRACTORES)	4 4	3545 3545	D-24 D-90					50001600 52024500 54024000		 10004100 ø104	
DIESEL 42.45 42.55 (CAMIONES)	5 5	3545 3545	D-34 D-34					50001700 52024600 54024100		 10004200 ø102	
DIESEL 7000 7070 (TRACTORES)	6 6	3545 3545	D-34 D-34					50013300 52024800 54024000		 10004200 ø102	
DIESEL MIDLINER MIDLUM	7 7	4100 4100	136/152 136/152	MIDR040226 MIDR040226	5 5	1996 1996	1 1	2004 2004	102 102	50315700 52344700 54180000 60006000 ①	 10198600 ø112
DIESEL MIDLUM	8 8	4100	152	DCI4B150	1	2000	8	2001	102	50315800 52344700 54180200 60006000 ①	 10198600 ø112
DIESEL MIDLUM MIDLUM	9 9	4100 4100	152 152	DCI4B150 DCI4C180	8 8	2001 2001	12 12	2006 2006	102 102	50315900 52344700 54180300 60006000 ①	 10198600 ø112
DIESEL 42.65 42.65 42.65 42.70 42.70 42.70 (CAMIONES)	10 10	5010 5010 5010 5010 5010 5010	A26 EB6 A90 A26 EB6 A90						50000900 52000400 54024200	 10003700 ø93.5	
DIESEL 42.14 D135 4600 (CAMIONES Y AUTOBUS)	11 11	5320 5320 5320	127	D-36 D-36 D-36					97 97 97	50001800 52024700 54024300	 10006800 ø102

11022100	13015600 x2	13012000 x2 00007500	59000200		15026100 ⇐ 51.4x70x10			
11112700	13184000	13218900	 75000100 ▲ 75000200 ▲	57021600 12008100 x16 6x10.7x11.5	15081300 ⇐ 52x66x7 ⤵ 71006600 ⇨ ▲			
11023100	13019100	00007400 13012000 x2 00007500	59000300		15026100 ⇐ 51.4x70x10			
11013000	13024100 x2 13034600	13012800 x2 13056000 x2 00014500	14043500		15032900 ⇐ 70x90x10 15042800 ⇨ ⤵ 133.3x160x16 ⤵			
11013000	13024100 x2 13034600	13012800 x2 00014500	14044300		15032900 ⇐ 70x90x10 15042800 ⇨ ⤵ 133.3x160x16 ⤵			
11013000	13024100 x2 13034600	13012800 x2 13056000 x2 00014500	14043500		15032900 ⇐ 70x90x10 15042800 ⇨ ⤵ 133.3x160x16 ⤵			
11124600	13241700	13153400 x4		57064600 12030800 x8 8.9x12.7x10.7	15075100 ⇐ 80x100x13 ⤵ 15066600 ⇨ ⤵ 110x130x13 ⤵			
11124600	13241700	13153400 x4	14096700	57064600 12030800 x8 8.9x12.7x10.7	15075100 ⇐ 80x100x13 ⤵ 15066600 ⇨ ⤵ 110x130x13 ⤵			
11124600	13241700	13153400 x4	14096800	57064600 12030800 x8 8.9x12.7x10.7	15075100 ⇐ 80x100x13 ⤵ 15066600 ⇨ ⤵ 110x130x13 ⤵			
11023500	13015600 x2	13012000 x3 00007400	59000400		15026100 ⇐ 51.4x70x10			
11017200	13024100 x2 13034600	13012800 x4 00014500	14044500		15032900 ⇐ 70x90x10 15042800 ⇨ ⤵ 133.3x160x16 ⤵			

● = For one cylinder - Para un cilindro
 ○ = For one cylinder liner - Para una camisa
 ▲ = Left side - Lado izquierdo
 ▼ = Right side - Lado derecho

⊙ = Complete - Completo
 ⊕ = Intake/exhaust manifold - Colector admisión/escape
 ⊞ = See specific catalogue of turbo components - Ver catálogo específico de componentes de turbo

	Sorted by Ordenado por ↓	(CV) (HP)					SETS - JUEGOS						 (mm) X (mm) 	
				c.c.	→		←	50	51	52	53	54		60
DIESEL 110, 150, 150B, 95, 130 GF151D, JP13B, JP13C JP14, JP19, JR21T S150, SM7P, SMSP, SM8T, SM8TU G170, S170, S170FPT PS150, S150TI	12	5490 5490 5490 5490 5490 5490	149 149 149 149 170 170	798 798 798 798 MIDR06.02.12D MIDS06.02.12B	1978 1978 1978 1978 1986 1986	1986 1986 1986 1986	102 102 102 102 102 102	50189700 52176200 54098800 60006000 [Ⓢ]					 10130000 Ø112	
DIESEL 85, 150, 110 (4x4), 150 (4x4) 5150, MACK MS200, MACK MS250 G170.11, G170.13, G170.15, G170.17A G270.110 (4x4), 170 (4x4) G230TI, ME180, PP180 M140, S140 PP160, PS160, S160, SE160, SE180 PS160, CE160, M160, ME160	13	5490 5490 5490 5490 5490 5490 5490 5490 5490 5490	150 170 170 170 180 140 160 160	MIDS06.02.12 MIDR06.02.12 MIDR06.02.12 MIDR06.02.12 MIDR06.02.12D MIDS06.02.12C MIDS06.02.12B MIDS06.02.12B	1986 1986 1986 1986 1986 1990 1990 1990	6 6 6 6 6 6 6 6	1993 1993 1993 1993 1993 1993 1993 1993	102 102 102 102 102 102 102 102	50189800 52176300 54098900 60006000 [Ⓢ]				 10130000 Ø112	
DIESEL S150	14	5490	150	MIDS06.02.12D3	4	1994			102	50189900 52176400 54098900 60006000 [Ⓢ]				 10130100 Ø112
DIESEL C14 C16 D14 D16 (CAMIONES)	15	5655 5655 5655 5655		MWM MWM MWM MWM						51004700 [⊠] 53000100 [⊠] 54024400 55005300 (1.20) [⬆] 55005800 (1.30) [⬆] 55006600 (1.40) [⬆]				 10013400 x6 [⬆] 0.10-0.20 (1.20) 10013410 x6 [⬆] 0.21-0.31 (1.30) 10013420 x6 [⬆] 0.32-0.42 (1.40) Ø110
DIESEL 20T, 20TA, 30T 600K, 600KB 620KB, 620KBA 700K, 700KB, 771K, 771KB 880K, 880KB 950KB GAK55 GAK60, GAK60C GAK65, GAK70 GBK80, GL900, GL900E LE420/30, PR1, PR250 Stradair 10-50, 20K, 30K TAKS, TAK70, TAK70S, TAK75	16	5880 5880 5880 5880 5880 5880 5880 5880 5880 5880 5880 5880 5880 5880 5880		MD04.20.30 MD04.20.30 MD04.20.30 MD04.20.30 MD04.20.30 MD04.20.30 MD04.20.30 MD04.20.30 MD04.20.30 MD04.20.30 MD04.20.30 MD04.20.30 MD04.20.30 MD04.20.30 MD04.20.30	1978 1978 1978 1978 1978 1978 1978 1978 1978 1978 1978 1978 1978 1978 1978			120 120 120 120 120 120 120 120 120 120 120 120 120 120 120	50207500 52191500 54112900				 10137600 x2 Ø124	
DIESEL MIDLUM MIDLUM	17	6177 6177	215 265	DCI16W220 DCI6A270	2001 2001				102 102	50316100 52344900 54180600 60006000 [Ⓢ]				 10130100 Ø112
DIESEL S150 G210, G210 Manager, M210 G200, M200 G200, M200 C230, CLR230, G230TI M230, S220 M150, PS150 M180, PP180, S180 G230TI, M230TI	18	6179 6179 6179 6179 6179 6179 6179 6179 6179 6179	205 196 196 226 226 150 175 226	MIDR06.02.26W MIDR06.02.26W MIDR06.02.26H MIDR06.02.26Q MIDS06.02.26D MIDS06.02.26D MIDR06.02.26U MIDR06.02.26V MIDR06.02.26X	6 6 6 6 6 6 6 6	1979 1989 1989 1989 1989 1989 1993 1993 1993	3 3 3 3 3 3 3 3	1994 1993 1993 1996 1996 1996 1996 1996 1996	102 102 102 102 102 102 102 102 102	50189900 52176400 54098900 60006000 [Ⓢ]				 10130100 Ø112

- 12 -

RVI

■ = New models - Modelos nuevos
▲ = Not included in the set - No incluido en el juego
 (MLS) = MLS cylinder head gasket - Junta de culata MLS
⊠ = Set does not include cylinder head gasket - El juego no incluye junta de culata
= Set does not include exhaust pipe gasket - El juego no incluye junta tubo de escape
◇ = Set does not include valve stem seals - El juego no incluye retenes de válvula

11081600	13153300 x2	13153400 x6	14078400		15065300 ⇐ 60x75x10 ⇄ 15066600 ⇒ 110x130x13 ↘			
 11081600 (<02/1990) 11081700 (03/1990>)					15075100 ⇐ 80x100x13 ⇄ 15066600 ⇒ 110x130x13 ↘			
					15075100 ⇐ 80x100x13 ⇄ 15066600 ⇒ 110x130x13 ↘			
					15035300 ⇐ 78x100x15 ⇄ 15041700 ⇒ 110x130x13 ↘			
					00971200			
			 	57064900 12030800 x12 8.9x12.7x10.7	15075100 ⇐ 80x100x13 ⇄ 15066600 ⇒ 110x130x13 ↘			
 11081600 (<02/1990) 11081700 (03/1990>)					15075100 ⇐ 80x100x13 ⇄ 15066600 ⇒ 110x130x13 ↘			

= For one cylinder - Para un cilindro
 = For one cylinder liner - Para una camisa
 = Left side - Lado izquierdo
 = Right side - Lado derecho

= Complete - Completo
 = Intake/exhaust manifold - Colector admisión/escape
 = See specific catalogue of turbo components - Ver catálogo específico de componentes de turbo

11087300 x2	13168500 x4	13168600 x4	14086500	A B A x B x H	00971200	NEW		
11023800 x2	13041000 x4 13068300 x2	13047800 x2 00043800	14046200	57005300 12001900 x8 10x14x13.5	15034500 ⇐ 75x100x10 15042900 ⇨ 155x180x14.5 ↷			
11023800 x2	13041000 x4	13047800 x2 00043800	14047300	57005300 12001900 x8 10x14x13.5	15034500 ⇐ 75x100x10 15042900 ⇨ 155x180x14.5 ↷			
11128900		13246100 x3		57068000 12021200 x24 6.5x11.5x9.5				
11128900		13246100 x3		57068000 12021200 x24 6.5x11.5x9.5	15102800 ⇐ 81x104x11 ⇐ 15102900 ⇨ 130x150x13 ↷			
11081800 x6	13153500 x6	13153600 x6	14078500	57033200 12015900 x12 8x12.5x11.3	15075100 ⇐ 80x100x13 ⇐ 15065500 ⇨ 150x172x13 ↷			
11081800 x6	13153500 x6	13153600 x6 13200200 x6 ▲	14078600	57033200 12015900 x12 8x12.5x11.3	15065700 ⇐ 85x110x13 ⇐ 15065800 ⇐ 90x110x11 ⇐ 15065500 ⇨ 150x172x13 ↷			
11081800 x6	13153500 x6	13153600 x6 13200200 x6 ▲ 13200300 x6 ▲	14078600	57033200 12015900 x12 8x12.5x11.3	15065800 ⇐ 90x110x11 ⇐ 15065500 ⇨ 150x172x13 ↷			

= For one cylinder - Para un cilindro
 = For one cylinder liner - Para una camisa
 = Left side - Lado izquierdo
 = Right side - Lado derecho

= Complete - Completo
 = Intake/exhaust manifold - Colector admisión/escape
 = See specific catalogue of turbo components - Ver catálogo específico de componentes de turbo

	Sorted by Ordenado por ↓ c.c.	(CV) (HP)					SETS - JUEGOS				 (mm) X (mm)
				→	←		50	51	52	53	
DIESEL 770GB, 770GSP 950KBG, 950KBGA, 950KBT G100A, GF190, GF191 G105, G45, GB190 GB191, GC190, GC191 GLR190, GPR190 HB15, HB19, HB26, PG60 G230, G270 G230, G270 G230, G270	27	8820 8820 8820 8820 8820 8820 8820 8820 8820 8820 8820	MID06.20.30G MID06.20.30G MID06.20.30G MID06.20.30G MID06.20.30G MID06.20.30G MID06.20.30G MID06.20.30G MID06.20.30G MIDS06.20.30 MIDS06.20.30N MIDS06.20.30P	1980 1980 1980 1980 1980 1980 1980 1980 1980 12 1984 12 1984 12 1984	5 5 5 5 5 5 5 5 5 10 10 10	1988 1988 1988 1988 1988 1988 1988 1988 1988 1985 1985 1985	120 120 120 120 120 120 120 120 120 120 120 120	50190500 52176500 52176600 54099300 60006100			 10130200 x6 (MLS) Ø127.5
DIESEL 26.62 26.64 C20A 9348 C20E (CAMIONES) (TURBO 200)	28	9348 9348 9348 9348	BS-16 BS-16 BS-16 BS-16				115 115 115 115	50015000 52024100 54024800 60001800			 10007400 x3 Ø128
DIESEL 26.62 26.64 C20A C20E (CAMIONES) (TURBO 200)	29	9348 9348 9348 9348	BS-16 BS-16 BS-16 BS-16				115 115 115 115	50015400 52024300 54024800 60001800			 10007600 x3 Ø124
DIESEL C260 (4x2), C280 C260 (6x4), G290VTL C290 (4x2), G260 G280 PR100.2, PR180.21 C290 (6x4), C300 G260 G290, G300	30	9839 9839 9839 9839 9839 9839 9839 9839 9839 9839	234 234 234 234 234 234 302 302 302	MIDS06.20.45B MIDS06.20.45D MIDS06.20.45B MIDS06.20.45B MIPS06.20.45 MIDR06.20.45D MIDR06.20.45A MIDR06.20.45D	11 11 11 11 11 11 11 11 11	1985 1985 1985 1985 1985 1985 1985 1985 1985	5 5 5 5 5 5 5 5 5	1988 1988 1988 1988 1988 1988 1988 1988 1988	120 120 120 120 120 120 120 120 120	50190300 52176700 52176800 54099100 60006100	 10130200 x6 (MLS) Ø127.5
DIESEL C260, C290, G260, G280, PR1802, R312 FR1, G260, G290, G320, G330, R330 C260 (4x2), C280, C290 (4x2) C260 (4x2), C280, C290 (4x2) G260, G280, G300, C260 (6x4) G260, G280, G300, C260 (6x4) C290, C300, G300, G220BOM C340TI, G340TI, R330, G330 G260, G270, G270BOM, G270SP FR1, G260, G280, G290	31	9839 9839 9839 9839 9839 9839 9839 9839 9839 9839 9839 9839 9839	234 234 234 234 234 234 338 338 338 338 302	MIDS06.20.45 MIPR06.20.45 MIDS06.20.45B MIDS06.20.45D MIDS06.20.45B MIDS06.20.45D MIDR06.20.45D MIDR06.20.45D MIDS06.20.45B MIDR06.20.45D MIDR06.20.45	11 6 6 6 6 6 6 6 6 6 6 7	1983 1983 1988 1988 1988 1988 1988 1988 1988 1988 1988 1990		120 120 120 120 120 120 120 120 120 120 120 120	50190400 52176700 52176800 54099200 60006200	 10130200 x6 (MLS) Ø127.5	
DIESEL C260 (6x4), G290VTL C260 (4x2) C280, C290 G260, G280 C290 (6x4) C300 G260 G290, G300	32	9839 9839 9839 9839 9839 9839 9839 9839	234 234 234 234 302 302 302 302	MIDS06.20.45A MIDS06.20.45B MIDS06.20.45B MIDS06.20.45B MIDR06.20.45D MIDR06.20.45D MIDR06.20.45A MIDR06.20.45D	1980 1980 1980 1980 1980 1980 1980 1980	10 10 10 10 10 10 10 10	1985 1985 1985 1985 1985 1985 1985 1985	120 120 120 120 120 120 120 120	50190600 52176700 52176800 54099300 60006100	 10130200 x6 (MLS) Ø127.5	
DIESEL ROUTE 340.18 ROUTE 340.18T ROUTE 340.26	33	9839 9839 9839	339 339 339	MIDR06.20.4S MIDR06.20.4S MIDR06.20.4S	4 4 4	1996 1996 1996		120 120 120	50335900 52373000 54194300	 10130200 x6 (MLS) Ø127.5	
DIESEL 42.20 C17A C17E C20A C20E (CAMIONES)	34	10179 10179 10179 10179 10179	170 170 170 170 170	B-26 B-26 B-26 B-26 B-26				120 120 120 120 120	50001300 52179000 54024800 60001800	 10131500 x3 Ø128	
DIESEL 42.20 53.10 6000 (CAMIONES Y AUTOBUS)	35	10179 10179 10179	170 170 170	BH-26 BH-26 BH-26				120 120 120	50001500 52023500 54024900 60001800	 10007400 x3 Ø128	

				A B A x B x H		NEW		
 11081800x6	 13153500x6	 13153600x6 13200200x6▲	 14078600	 57033200 12015900x12 8x12.5x11.3	 15075100↔ 80x100x13↺ 15065500⇒ 150x172x13↻			
 16048600x3	 13041100x6	 13047900x3 00043800	 14047700	 57003100 12001900x12 10x14x13.5	 15034500↔ 75x100x10↺ 15042900⇒ 155x180x14.5↻			
 16048600x3	 13041100x6	 13047900x3 00043800	 14047700	 57003100 12001900x12 10x14x13.5	 15034500↔ 75x100x10↺ 15042900⇒ 155x180x14.5↻			
 11081800x6	 13153700x2	 13153600x6 13200200x6▲ 13200300x6▲	 14078600	 57033200 12015900x12 8x12.5x11.3	 15065700↔ 85x110x13↺ 15065800↔ 90x110x11↺ 15065500⇒ 150x172x13↻			
 11081800x6	 13153700x2	 13153600x6 13200200x6▲ 13200300x6▲	 14078600	 57033200 12015900x12 8x12.5x11.3	 15065800↔ 90x110x11↺ 15065500⇒ 150x172x13↻			
 11081800x6	 13153700x2	 13153600x6 13200200x6▲ 13200300x6▲	 14078600	 57033200 12015900x12 8x12.5x11.3	 15075100↔ 80x100x13↺ 15065500⇒ 150x172x13↻			
 11081800x6	 13251800x2 13153700x2	 19006700x6 13153600x6 13200200x6▲	 14097900	 57033200 12015900x12 8x12.5x11.3	 15065800↔ 90x110x11↺ 15065500⇒ 150x172x13↻			
 16048600x3	 13068300x3 13153700x2	 13047800x3 00043800	 14047700	 57003100 12001900x12 10x14x13.5	 15034500↔ 75x100x10↺ 15042900⇒ 155x180x14.5↻			
 16048600x3	 13068300x3	 13047800x3 00043800	 14043400	 57003100 12001900x12 10x14x13.5	 15034500↔ 75x100x10↺ 15042900⇒ 155x180x14.5↻			

● = For one cylinder - Para un cilindro
 ○ = For one cylinder liner - Para una camisa
 ◀ = Left side - Lado izquierdo
 ▶ = Right side - Lado derecho

⊙ = Complete - Completo
 ⊕ = Intake/exhaust manifold - Colector admisión/escape
 ⊞ = See specific catalogue of turbo components - Ver catálogo específico de componentes de turbo

	Sorted by Ordenado por ↓	c.c.	(CV) (HP)					SETS - JUEGOS				 (mm) X (mm) 	
					→	←		50	51	52	53		54
DIESEL 42.20 C17A C17E C20A C20E (CAMIONES)	36	10179 10179 10179 10179 10179	170 170 170 170 170	B-26 B-26 B-26 B-26 B-26			120 120 120 120 120	50014800 52023700 54024800 60001800 ^①					 10007600x3 Ø124
DIESEL DISTRIBUTION 430.18 DISTRIBUTION 430.19 DISTRIBUTION 430.26	37	10800 10800 10800	430 430 430	DXI11 DXI11 DXI11	10 10 10	2004 2004 2004	123 123 123	52373100					 10203300 Ø136
DIESEL PREMIUM 2 ROUTE 24V KERAX 24V PREMIUM 2 DISTRIBUTION 24V PREMIUM 2 LANDER 24V (CARTER PLASTICO)	38	10800 10800 10800 10800	330-460 370-450 370-460 381-460	DXI11 DXI11 DXI11 DXI11	10 10 10 10	2005 2005 2005 2005	123 123 123 123	50368700 52406700 54194400 60010800 ^{①▲}					 10203300 Ø136
DIESEL PREMIUM 2 ROUTE 24V KERAX 24V PREMIUM 2 DISTRIBUTION 24V PREMIUM 2 LANDER 24V (CARTER ACERO)	39	10800 10800 10800 10800	330-460 370-450 370-460 381-460	DXI11 DXI11 DXI11 DXI11	10 10 10 10	2005 2005 2005 2005	123 123 123 123	50368800 52406700 54211500 60010800 ^{①▲}					 10203300 Ø136
DIESEL 30.64 42.20 (CAMIONES)	40	11946 11946		B-36 B-36				50001900 52024900 54025000 60001700 ^①					 10005000x3 Ø144
DIESEL 26.26,34.64 35.82 37.84,42.38 64.34,84.37 C36,C36T (CAMIONES) (TURBO 300)	41	11946 11946 11946 11946 11946	275 275 275 275 275	BS-36 BS-36 BS-36 BS-36 BS-36			130 130 130 130 130	50012300 52025300 54025200 60001700 ^①					 10005000x3 Ø144
DIESEL C38T D38T D38TR (CAMIONES) (TURBO 350)	42	11946 11946 11946	320 320 320	BSS-36 BSS-36 BSS-36			130 130 130	50014100 52025200 54025100 60001700 ^①					 10004900x3 Ø144
DIESEL GBH12 GF12 GLM12 PM6.12A TLM12 TLR12 TR12 TR250	43	12000 12000 12000 12000 12000 12000 12000 12000		M635.40AD M635.40AP M635.40AD M635.40AD M635.40AD M635.40AD M635.40AD M635.40AP			135 135 135 135 135 135 135 135	52177300					 10130400x2 Ø138
DIESEL AE380,R310,R340,R350,R380,RI357 AE380,R310,R340,R350,R380,RI357 GBH12,GBH260,GR260,LE635 GBH280,CBH280,CLM280 GBH280,CBH280,CLM280 GLM280,GBH260,TBH280 GLM280,GBH260,TBH280 GR305,GR305A,GR305B GRH305,PX30V,TR305 LE635,LES635,GR280,PX28,TLR280 LES635,TBH280,TLM12,TR250 TLM280,TB30J TLM280,TB30J	44	12000 12000 12000 12000 12000 12000 12000 12000 12000 12000 12000 12000 12000		MIDR06.35.40G MIDR06.35.40H MD06.35.40 MIDS06.35.40 MIDS06.35.40C MIDS06.35.40 MIDS06.35.40C MIDR06.35.40 MIDR06.35.40 MDS06.35.40 MD06.35.40 MIDS06.35.40 MIDS06.35.40C	11 11 11 11 11 11 11 11 11 11 11 11 11	1980 1980 1980 1980 1980 1980 1980 1980 1980 1980 1980 1980 1980	135 135 135 135 135 135 135 135 135 135 135 135 135	50190700 52176900 54099400				 10130300x2 (MLS) Ø138	
DIESEL GBH12 GBH260 GR260 LE635 LES635 TBH280 TLM12 TR250 TR280	45	12000 12000 12000 12000 12000 12000 12000 12000 12000		MD06.35.40 MD06.35.40 MD06.35.40 MD06.35.40 MD06.35.40 MD06.35.40 MD06.35.40 MD06.35.40 MD06.35.40	12 12 12 12 12 12 12 12 12	1979 1979 1979 1979 1979 1979 1979 1979 1979	10 10 10 10 10 10 10 10 10	1980 1980 1980 1980 1980 1980 1980 1980 1980	135 135 135 135 135 135 135 135 135	50190800 52177000 54099400			 10130400x2 Ø138
DIESEL GBH12 GBH12,GBH260,GR260,LE635 GLM12,GR250,PHM12,TLR255 GLM12,GR250A,GR250B GLM12,PM112,TLM12 GPR250,TLM12,TR250 GR260,TR260 LES635,TBH280,TLM12,TR250 PM612,TR250TS	46	12000 12000 12000 12000 12000 12000 12000 12000		M635.40CZ MD06.35.40 M635.40CD M635.40C M635.40AD M635.40CD M635.40ET MD06.35.40 M635.40C	11 11 11 11 11 11 11 11	1979 1979 1979 1979 1979 1979 1979 1979	135 135 135 135 135 135 135 135	50190900 52177000 54099500					 10130400x2 Ø138

						NEW		
 16048600 x3	 13068300 x3	 13047800 x3 00043800	 14047700	57003100 12001900 x12 10x14x13.5	15034500 ⇐ 75x100x10 15042900 ⇨ 155x180x14.5 ↷			
 11132400		 13242900 x6		57065700 12031500 x24 6.6x11.7x11				
 11132400		 13245900 x6	 14099700 (PLASTICO)	57065700 12031500 x24 6.6x11.7x11	15099300 ⇐ 136x159x13 ↻ 15102700 ⇨ 150x180x15 ↷			
 11132400		 13245900 x6	 14101100	57065700 12031500 x24 6.6x11.7x11	15092300 ⇐ 38x55x6 ↻ 15102700 ⇨ 150x180x15 ↷			
 16048900 x3	 13033600 x3 13041100 x6	 13033500 x3	 14047900	57003100 12001900 x12 10x14x13.5	15037400 ⇐ 84x100x10 15043100 ⇨ 170x200x18 ↷			
 16048900 x3	 13041100 x6	 13033500 x3	 14047900	57003100 12001900 x12 10x14x13.5	15037400 ⇐ 84x100x10 15043100 ⇨ 170x200x18 ↷			
 16048900 x3	 13042500 x6 13041100 x6	 13033500 x3	 14047900	57003100 12001900 x12 10x14x13.5	15037400 ⇐ 84x100x10 15043100 ⇨ 170x200x18 ↷			
 11081900 x2	 13154400 x6	 13154500 x2 13154600 x2						
 11081900 x2	 13153800 x6	 13153900 x2 13154000 13154100	 14078700	57033300 12016000 x12 11x16.5x14.5	15066000 10x30x10 15075100 ⇐ 80x100x13 ↻ 15066100 ⇨ 130x150x13 ↷ 00892400 ⇨			
 11081900 x2	 13153800 x6	 13153900 x2 13154000 x2	 14078700	57033400 12016100 x12 10x16.5x14.5	15066000 10x30x10 15075100 ⇐ 80x100x13 ↻ 15066100 ⇨ 130x150x13 ↷ 00892400 ⇨			
 11081900 x2	 13153800 x6	 13153900 x2 13154000 x2	 14078800	57033400 12016100 x12 10x16.5x14.5	15033300 ⇐ 70x90x10 ↻ 00892400 ⇨			

● = For one cylinder - Para un cilindro
 ○ = For one cylinder liner - Para una camisa
 ⇐ = Left side - Lado izquierdo
 ⇨ = Right side - Lado derecho

⊙ = Complete - Completo
 ⊕ = Intake/exhaust manifold - Colector admisión/escape
 ⊞ = See specific catalogue of turbo components - Ver catálogo específico de componentes de turbo

	Sorted by Ordenado por		(CV) (HP)						SETS - JUEGOS																					
	↓	c.c.			→	←																								
DIESEL APLICACIÓN INDUSTRIAL APLICACIÓN INDUSTRIAL APLICACIÓN INDUSTRIAL APLICACIÓN INDUSTRIAL GR280 GR280A GR280B TR250	12000		MDR06.35.40				11	1979	135	50191000 52177100 54099500		10130400x2 Ø138																		
	12000												MDS06.35.40	11	1979	135														
	12000												MIDR06.35.40	11	1979	135														
	12000												MIDS06.35.40	11	1979	135														
	12000												MS635T	11	1979	135														
	12000												MS635T	11	1979	135														
DIESEL APLICACIÓN INDUSTRIAL APLICACIÓN INDUSTRIAL APLICACIÓN INDUSTRIAL APLICACIÓN INDUSTRIAL	12000		MDR06.35.40	12	1979	10	1980	135	50191100 52177100 54099400		10130400x2 Ø138																			
	12000											MDS06.35.40	12	1979	10	1980	135													
	12000											MIDR06.35.40	12	1979	10	1980	135													
	12000											MIDS06.35.40	12	1979	10	1980	135													
DIESEL AE385,R385,R385TI AE385,R385,R385TI AE385TI AE385TI AE420TI,R420TIR AE420TI,R420TIR AE420TI,R6X4TS,R420R AE420TI,R6X4TS,R420R CBH320,CLM320 CBH320,CLM320 CBH385 CBH385 CLM385 CLM385 CLM385 R385TI R385TI	12000		MIDR06.35.40L						1992		135	50191200 52177200 54099600		10130500x2 (MLS) Ø142																
	12000														MIDR06.35.40L1	1992	135													
	12000														MIDR06.35.40N	1992	135													
	12000														MIDR06.35.40N3	1992	135													
	12000														MIDR06.35.40J	1992	135													
	12000														MIDR06.35.40J3	1992	135													
	12000														MIDR06.35.40J1	1992	135													
	12000														MIDR06.35.40M	1992	135													
	12000														MIDR06.35.40M3	1992	135													
	12000														MIDR06.35.40N	1992	135													
	12000														MIDR06.35.40N3	1992	135													
	12000														MIDR06.35.40N	1992	135													
	12000														MIDR06.35.40N3	1992	135													
	12000														MIDR06.35.40N	1992	135													
	12000														MIDR06.35.40N3	1992	135													
	12000														MIDR06.35.40N	1992	135													
	12000														MIDR06.35.40N3	1992	135													
	DIESEL CBH280 CLM280 APLICACIÓN INDUSTRIAL APLICACIÓN INDUSTRIAL 280 340,350 R340 R350														12000		MIDS06.35.40D				4	1986	135	50191300 52177400 54099400		10130300x2 (MLS) Ø138				
															12000												MIDS06.35.40D	4	1986	135
															12000												MIDR06.35.40	4	1986	135
12000		MIDS06.35.40	6	1988	135																									
12000		MIDS06.35.40D	6	1988	135																									
12000		MIDR06.35.40G	6	1988	135																									
12000		MIDS06.35.40G	6	1988	135																									
DIESEL MAGNUM 24V	12130	441-480	DXI12	10	2004	4	2006	131	50369000 52406900 54211700 60006000		10175000 (MLS) Ø147																			
DIESEL 480.19 480.26 460.18T 460.24 460.25 460.26 460.26T 500.18T 500.24 500.25 500.26 500.26T 440.19 520.18 520.19 520.24 520.25 520.26	12800		DXI13	3	2006				131	50336000 52356300 54194200		10201800 (MLS) Ø147.5																		
	12800												DXI13	3	2006	131														
	12800												DXI13	5	2006	131														
	12800												DXI13	5	2006	131														
	12800												DXI13	5	2006	131														
	12800												DXI13	5	2006	131														
	12800												DXI13	5	2006	131														
	12800												DXI13	5	2006	131														
	12800												DXI13	5	2006	131														
	12800												DXI13	5	2006	131														
	12800												DXI13	5	2006	131														
	12800												DXI13	5	2006	131														
	12800												DXI13	5	2006	131														
	12800												DXI13	5	2006	131														
	12800												DXI13	5	2006	131														
	12800												DXI13	5	2006	131														
	12800												DXI13	5	2006	131														
	12800												DXI13	5	2006	131														
	12800												DXI13	5	2006	131														
	12800												DXI13	5	2006	131														
DIESEL KERAX 24V (OHV)	12800	440-500	DXI13	5	2006				131	50368900 52406800 54211600		10215700 Ø147																		

		 		 11x16.5x14.5 	 	NEW		
		 		 11x16.5x14.5	 			
		 		 10x16.5x14.5	 			
				 6.6x11.7x11				
				 6.6x11.7x11	 			
				 6.6x11.7x11	 			

= For one cylinder - Para un cilindro
 = For one cylinder liner - Para una camisa
 = Left side - Lado izquierdo
 = Right side - Lado derecho

= Complete - Completo
 = Intake/exhaust manifold - Colector admisión/escape
 = See specific catalogue of turbo components - Ver catálogo específico de componentes de turbo

TRAINING & TECHNICAL ASSISTANCE DEPARTMENT

DEPARTAMENTO DE FORMACIÓN Y ASISTENCIA TÉCNICA
DEPARTEMENT DE FORMATION ET ASSISTANCE TECHNIQUE
TECHNISCHE UNTERSTÜTZUNG UND AUSBILDUNGABTEILUNG
DEPARTAMENTO DO FORMAÇÃO Y ASSJSTÊNCIA TECNICA
ОТДЕЛ ОБУЧЕНИЯ И ТЕХНИЧЕСКОЙ ПОДДЕРЖКИ
培訓和技術支持部門

+34 - 967 216 212 (Albacete - España)

e-mail: customerservice@ajusa.es



Worldwide Headquarters

Parque Empresarial Ajusa, Calle 1, nº 1 - CM 332, Km. 2,2 - 02006 ALBACETE (Spain)

Apdo. / P.O. Box 415 (02080)

Tel: + 34 - 967 216 212 - Fax: +34 - 967 216 214 - 967 240 499 - e-mail: ajusa@ajusa.es



Brazil

Ajusa Brazil

Rua Conselheiro Amaral, 90 - Vila Jaguara - Cep 05116-80 - SAO PAULO, SP (Brasil)

Tel: +55(11) 3622 5353 - Fax: +55(11) 3622 5353 - e-mail: ajusadobrasil@ajusa.com.br

www.ajusa.com.br



Russia

Ajusa Russia

p/o Voskresenskoe, a/ya. 19 - Leninsky rayon - 142791 Moscovskaya oblast (Russia)

Tel: + 7 (499) 608-06 81 - Tel / Fax: + 7 (495) 933-80 11 - e-mail: ajusa@inbox.ru

www.ajusa.ru



Mexico

Ajusa Mexico

Calle Lago Ladoga, 295-A - Colonia Anahuac, Deleg. Miguel Hidalgo MÉXICO, D.F. CP 11320 (México)

Tel / Fax: + 52 - 55 5254 2332 - e-mail: ajusamexico@ajusa.com.mx

www.ajusa.com.mx



Northamerica

Ajusa Northamerica

Partnership CRP Industries Inc

35 Commerce Drive - Cranbury, NJ 08512 - Toll Free 800 526-4066

Tel: 609 578-4100 - Fax: 609 655-5300 - e-mail: info@crpindustries.com

www.ajusaparts.com



United Kingdom

Ajusa United Kingdom

Unit 36, Hortonwood 33, Telford, TF1 7EX, United Kingdom

Tel: +44 (0)1952 608 771 - e-mail: info@ajusa.co.uk

www.ajusa.co.uk

www.ajusa.es

www.ajusa.es

