

ajusa general catalog

19



DAF

Attention

AJUSA will not be held responsible for later changes and modifications after the launching of this catalogue.

The sale and reproduction, in whole or in part, of this catalogue is expressly forbidden.

AJUSA no se responsabiliza de los cambios y modificaciones posteriores al lanzamiento de este catálogo.

Prohibida su venta, así como la reproducción total o parcial.

AJUSA ne se responsabilise pas des changements te/ou modifications après le lancement de ce catalogue.

Vente interdite ainsi que sa reproduction totale ou partielle.

AJUSA übernimmt keine Verantwortung über Veränderungen nach Erscheinung des Kataloges. Der Verkauf sowie die Reproduktion des Kataloges, ganz oder in Teilen, ist ausdrücklich verboten.

AJUSA não se responsabiliza pelas trocas e modificações posteriores a publicação deste catálogo. Proibida a sua venda, assim como a sua reprodução total o parcial.

AJUSA не несет ответственности за изменения, и изменения после выпуска каталога. Запрещена их продажа, а также его частичное или полное репродукции.

HOW TO USE THE CATALOGUE

EXPLICACIÓN, MANEJO DEL CATÁLOGO
EXPLICATIONS, USAGE DU CATALOGUE
UNTERRICHT FÜR GEBRAUCH DES KATALOGS
EXPLICAÇÃO SOBRE A UTILIZAÇÃO DO CATÁLOGO

 Sorted by Ordenado por ↓ c.c.	(CV) (HP)	 	 		 	SETS - JUEGOS				 (mm) X (mm)
			50	51		52	53	54	60	
DIESEL 159 JTD 16 V 159 JTD 16V 159 SW JTDM 16V 159 SW JTDM 16V (DOHC) (No: 5192517>)	1910 1910 1910 1910	136 150 136 150	937A8.000 939A2.000 939A8.000 939A2.000	9 9 3 3	2005 2005 2006 2006	82 82 82 82	51040400 53034400 54150600 81033400	10174000 10174010 10174020	0 1 2	
MAKE, VEHICLE DETAILS MARCA, DETALLES DEL VEHÍCULO MARQUE, DETAILS DU VEHICULE FABRIKAT, FAHRZEUG MARCA, DETALHES DO VEICULO	DISPLACEMENT (cm³) CILINDRADA (cm³) CYLINDREE (cm³) HUBRAUM (cm³) CILINDRADA (cm³)	POWER POTENCIA PUISSANCE LEISTUNG POTÊNCIA	ENGINE MOTOR MOTEUR MOTOREN MOTOR	YEAR OF MANUFACTURE AÑOS DE FABRICACIÓN ANNEE DE FABRICATION BAUJAHR ANOS DE FABRICAÇÃO	CYLINDER BORE DIÁMETRO PISTÓN ALESAGE ZYLINDERBOHRUNG DIÂMETRO DO PISTÃO	CYLINDER HEAD BOLTS SET JUEGO TORNILLOS CULATA POCHETTE VIS CULASSE SCHRAUBENSATZ JOGO PARAFUSOS CABEÇOTE	SETS JUEGOS POCHETTES SÄTZE JOGOS	PISTON-BLOCK HEIGHT ALTURA PISTÓN-BLOQUE HATEUR PISTON-BLOC KOLBENÜBERSTAND ALTURA PISTÃO-BLOCO	NOTCHES MUESCAS ENCOCHES KERBEN MOSSAS	
NEW MODELS MODELOS NUEVOS NOUVEAU MODELES NEU MODELL MODELOS NOVOS	CYLINDER HEAD GASKET JUNTA CULATA JOINT DE CULASSE ZYLINDERKOPFDICHTUNG JUNTA CABEÇOTE	THICKNESS ESPESOR EPAISSEUR DICKE MOSSAS								

FIRST TWO DIGITS DOS PRIMEROS DIGITOS DEUX PREMIERS CHIFFRES BEIDE STÜLINGSZAHLEN DOIS PRIMEIROS DIGITOS	DESCRIPTION	DESCRIPCIÓN	DESCRIPTION	BESCHREIBUNG	DESCRIÇÃO
10	CYL. HEAD GASKET	JUNTA CULATA	JOINT DE CULASSE	ZYLINDERKOPFDICHTUNG	JUNTA CABEÇOTE
11	ROCKER COVER GASKET	JUNTA TAPA CULATA	JOINT COUVRE CULBUTEURS	ZYLINDERKOPFHÄUBENDICHTUNG	JUNTA TAMPA CABEÇOTE
12	VALVE STEM SEAL	RETÉN VÁLVULA	BAGUE SOUPAPE	VENTILSCHAFTDICHTUNG	RETENTOR VALVULA
13	MANIFOLD GASKET	JUNTA COLECTORES	COLLECTEURS	KRÜMMERDICHTUNG	JUNTA COLETOR
14	OIL PAN (SUMP) GASKET	JUNTA CÁRTER ACEITE	CARTER HUILE	ÖLWANNENDICHTUNG	JUNTA CARTER OLEO
15	OIL SEAL	RETÉN ACEITE	BAGUE D'HUILE	WELLENDICHTUNG	RETENTOR OLEO
16	O RINGS	TÓRICAS	TORIQUES	O RING	JUNTA O'RING
18	MTP WASHER	ARANDELAS DE MTP	RONDELLES METALLOPLASTIQUE	MTP RING	ARRUELAS DE MTP
19	SPIROMETALIC WASHER	ARANDELAS ESPIROMETÁLICAS	RONDELLES SP.	FEDER RING	ARRUELA ESPIROMETALICA
20	METAL RUBBER WASHER	ARANDELAS DE HGS	RONDELLES ACIER-CAUTOCHOUQ	METALLGUMMIRING	ARRUELA DE HGS
21	COPPER WASHER	ARANDELAS DE COBRE	RONDELLES CUIVRE	KUPFERRING	ARRUELA DE COBRE
22	ALU WASHER	ARANDELAS DE ALUMINIO	RONDELLES ALUMINIUM	ALUMINIUMRING	ARRUELA DE ALUMINIO
23	FIBRE WASHER	ARANDELAS DE FIBRA	RONDELLES FIBRE	FASERRING	ARRUELA DE FIBRA
24	FLAT WASHER	ARANDELAS PLANAS	RONDELLES PLATES	WEICHER GUMMRING	ARRUELA LISA
29	NYLON WASHER	ARANDELAS DE NYLON	RONDELLES NYLON	NYLONRING	ARRUELA DE NYLON
50	FULL SET	JUEGO COMPLETO	POCHETTE COMPLETE	VOLLSATZ	JOGO COMPLETO
51	FULL SET W/O CYL. HEAD GASKET	JUEGO COMPLETO SIN CULATA	POCHETTE COMPLETE SANS CULASSE	VOLLSATZ OHNE ZYLINDERKOPFDICHTUNG	JOGO COMPLETO SEM J. DO CABEÇOTE/J. DO SUPERIOR COM J. DO CABEÇOTE-
52	HEAD SET	JUEGO DESCARBONIZACIÓN	POCHETTE RODAGE	ZYLINDERKOPFSATZ	JOGO SUPERIOR SEM J. DO CABEÇOTE
53	HEAD SET W/O CYL. HEAD GASKET	JUEGO DESCARBONIZACIÓN SIN CULATA	POCHETTE RODAGE SANS CULASSE	ZYLINDERKOPFSATZ OHNE ZYL.	JOGO SUPERIOR SEM J. DO CABEÇOTE
54	CONVERSION SET	JUEGO COMPLEMENTO	POCHETTE COMPLEMENT	KURBELGEHAUSESATZ	JOGO BLOCO
55	CYL. HEAD GASKET	JUNTA CULATA	JOINT DE CULASSE	ZYLINDERKOPFDICHTUNG	JUNTA CABEÇOTE
56	ROCKER COVER GASKET	JUNTA TAPA CULATA	JOINT COUVRE CULBUTEURS	VENTILSCHAFTDICHTUNG	JUNTA TAMPA VALVULA
57	VALVE STEM SEAL SET	JUEGO RETÉN VÁLVULA	POCHETTE BAGUE SOUPAPE	VENTILSCHAFTDICHTUNGSSATZ	JOGO RETENTOR VALVULA
59	OIL PAN SET	JUEGO CÁRTER ACEITE	POCHETTE CARTER HUILE	ÖLWANNENSATZ	JOGO CARTER OLEO
60	CYL. SLEEVE (LINERS) SET	JUEGO CAMISAS	POCHETTE CHEMISES	ZYLINDERLAUFBUCHESENSATZ	JOGO CAMISAS
61	OIL SEAL SET	JUEGO RETÉN ACEITE	POCHETTE BAGUE D'HUILE	WELLENDICHTUNGSATZ	JOGO RETENTOR OLEO
71	OIL SEAL WITH COVER	RETÉN ACEITE CON TAPA	BAGUE ANTIFUITE AVEC COUVERCLE	RADIALWELLENDICHTUNG MIT DECKEL	RETENTOR OLEO COM TAMPA
72	VALVE COVER WITH GASKET	TAPA CULATA CON JUNTA	COUVRE CULBUTEURS AVEC JOINT	ZYLINDERKOPFHÄUBEN MIT DICHTUNG	TAMPA VALVULA COM JUNTA
75	SILICONE SEALANT	SELLANTE DE SILICONA	PÂTE À JOINT SILICONE	SILIKON DICHTMASSE	SILICONE SIGILANTE
81	CYLINDER HEAD BOLTS SET	JUEGO TORNILLOS CULATA	POCHETTE VIS DE CULASSE	SCHRAUBENSATZ	JOGO PARAFUSOS CABEÇOTE
85	HYDRAULIC LIFTERS	TAQUÉS HIDRÁULICOS	POUSSOIRS HYDRAULIQUES	HYDRÖSTOSSEL	TUCHOS HIDRAULICOS
93	CAMSHAFT	ÁRBOL DE LEVAS	ARBRE Á CAMES	NOCKENWELLE	COMANDO DE VALVULAS
JTC	TURBO FITTING KIT	JUEGO DE REPARACIÓN TURBO	TURBO KIT DE REPARATION	TURBOLADER MONTAGESATZ	JOGO DE JUNTAS DO TURBO
OP	OIL FEED PIPE	TUBO DE ENGRASE	TUBE GRAISSE	ÖLZULAUFLEITUNG	TUBO DE GRAXA

HOW TO USE THE CATALOGUE EXPLICACIÓN, MANEJO DEL CATÁLOGO EXPLICATIONS, USAGE DU CATALOGUE UNTERRICHT FÜR GEBRAUCH DES KATALOGS EXPLICAÇÃO SOBRE A UTILIZAÇÃO DO CATÁLOGO

11095300	13186000	13117000 01147000 01137100	75000100 ▲ 75000200 ▲ 00545800	57053000 12027500 (x16) 4x9.6x15.3	15082000 30x45x7 C 15055200 ← 31x41x7 C 71000800 →▲	OP10133	85009000 (x16)	93131800 (ADM-IN) 93131700 (ESC-EX)
ROCKER COVER GASKET JUNTA TAPA CULATA JOINT COUVRE CULBUTEURS ZYLINDERKOPFHAUBENDICHTUNG JUNTA DA TAMPA DO CABEÇOTE	EXHAUST MANIFOLD GASKET JUNTA COLECTOR ESCAPE JOINT DE COLLECTEUR D'ÉCHAPPEMENT AUSPUFFKRÜMMERDICHTUNG JUNTA DO COLETOR DE ESCAPE	EXHAUST PIPE GASKET JUNTA TUBO ESCAPE JOINT DE TUYAU D'ÉCHAPPEMENT AUSPUFFROHRDICHTUNG JUNTA DO TUBO DO ESCAPAMENTO	OIL DRAIN PLUG TAPÓN ACEITE BOUCHON VINDAGE HUILE ÖLABLAßSCHRAUBE BUJÃO DE ÓLEO	VALVE STEM SEAL RETÉN VÁLVULA BAGUE SOUPAPE VENTILSCHAFTDICHTUNG RETENTOR VALVULA	CRANKSHAFT SEAL RETÉN ACEITE CIGÜENAL BAGUE BILEBREQUIN KURBELWELLENDICHTUNG RETENTOR VIRABREQUIM	CAMSHAFT SEAL RETÉN ACEITE ÁRBOL LEVAS BAGUE ARBRE A CAMES NOCKENWELLENDICHTUNG RETENTOR EIXO VALVULAS	CAMSHAFT ÁRBOL DE LEVAS ARBRE A CAMES NOCKENWELLE COMANDO VALVULAS	HYDRAULIC LIFTERS TAQUÉS HIDRÁULICOS POUSOIRS HYDRAULIQUES HYDRÖSTOSSEL TUCHOS HIDRÁULICOS
INTAKE MANIFOLD GASKET JUNTA COLECTOR ADMISIÓN JOINT DE COLLECTEUR D'ADMISSION ANSAUGKRÜMMERDICHTUNG JUNTA DO COLETOR DE ADMISSÃO	EXHAUST PIPE GASKET JUNTA TUBO ESCAPE JOINT DE TUYAU D'ÉCHAPPEMENT AUSPUFFROHRDICHTUNG JUNTA DO TUBO DO ESCAPAMENTO	OIL PAN (SUMP) GASKET JUNTA CÁRTER ACEITE JOINT CARTER D'HUILE ÖLWANNENDICHTUNG JUNTA DO CARTER	VALVE STEM SEAL SET JUEGO RETENES VÁLVULA POCHETTE BAGUE SOUPAPE VELTILSCHAFTABDICHTUNGSSATZ JOGO RETENTORES VALVULA	OIL FEED PIPE TUBO DE ENGRASE TUBE GRAISSE ÖLZULAUFLICHTUNG TUBO DE GRAXA				

	Set does not include cylinder head gasket El juego no incluye junta de culata La pochette ne contient pas le joint de culasse Satz ohne zylinderkopfdichtung O jogo não inclui junta do cabeçote	1	For one cylinder Para un cilindro Pour un cylindre Für ein zylinder Para um cilindro
#	Set does not include exhaust pipe gasket El juego no incluye tubos de escape La pochette ne contient pas les joints tuyeau echappement Satz ohne auspuffrohrdichtung O jogo não inclui tubos de escape	1	For one cylinder liner Para una camisa Pour une chemise Für eine zylinderlaufbuchse Para uma camisa
◇	Set does not include valve stem seals El juego no incluye retenes de válvula La pochette ne contient pas de bagues de soupape Satz ohne ventilschaftabdichtung O jogo não inclui retentores de válvulas		Left side Lado izquierdo Cote gauche Linke seite Curva esquerda
▲	Not included in the set No incluido en el juego Non inclus dans la pochette Nicht im satz Não incluso no jogo		Right side Lado derecho Cote droit Rechte seite Curva direita
(MLS)	MLS cylinder head gasket Junta de culata MLS Joint de culasse MLS AZylinderkopfdichtung Junta do cabeçote MLS		Complete Completo Complete Vollsatz Completo
	See specific catalogue of turbo components Ver catálogo específico de componentes de turbo Voir le catalogue spécifique aux composants turbos Siehe im Turboladerkomponenten-Katalog Consulte catálogo específico para componentes de turbo.		Intake and Exhaust Admisión y escape Admission et Échappement Ansaug- und Auspuff Admissão e Escape

ISTRUZIONI PER USO DEL CATALOGO КАК ПОЛЬЗОВАТЬСЯ КАТАЛОГОМ - ПОЯСНЕНИЯ

目录注释与使用说明

شرح ، إستعمال الكاتالوج

	Sorted by Ordeneado por ↓	(CV) (HP)							
				c.c.	→				←
DIESEL 159 JTD 16 V 159 JTD 16V 159 SW JTDM 16V 159 SW JTDM 16V (DOHC) (No: 5192517>)		1910 1910 1910 1910	136 150 136 150	937A8.000 939A2.000 939A8.000 939A2.000	9 2005 9 2005 3 2006 3 2006	82 82 82 82	52 53 54 60 81		
MARCA, DETAGLI DEL VEICOLO МОДЕЛЬ, ДАННЫЕ АВТОМОБИЛЯ 品牌及车辆细节信息 نوع، تفصيلات السيارة	BLOCCO No. БЛОК 组号 مجموعة رقم	POTENZA МОЩНОСТЬ 功率 قوة	MOTORE ДВИГАТЕЛЬ 发动机型号 محرك (الموتو)	ANNO DI FABBRICAZIONE ГОД ИЗГОТОВЛЕНИЯ 制造年份 سنوات الصنع	SERIE BULLONI TESTATA КОМПЛЕКТ БОЛТОВ ГБЦ 气缸盖螺栓组 طقم براغي رأس السيليندير	ALESAGIO ДИАМЕТР ПОРШНЯ 活塞直径 قطر البيستون	SERIE КОМПЛЕКТЫ 修理包 اطقام	SPORGENZA PISTONE-BLOCCO ВЫСОТА ВЫСТУПАЮЩИХ ПОРШНЕЙ НАД БЛОКОМ 活塞上止点和缸体之间的平距离 تفاءع أسطه انة - اعت اضع	TASCHE ПРОСЕЧКИ 标记孔 حنايا
NUOVO MODELLO НОВЫЕ МОДЕЛИ 新产品型号 انواع جديدة	CILINDRATA (cm³) РАБОЧИЙ ОБЪЕМ ДВИГАТЕЛЯ 排量 (cm³) سيليندير (سم³)	ALFA ROMEO	SPESORE ТОЛЩИНА 厚度 السماكة	GUARNIZIONE TESTA CILINDRI ПРОКЛАДКА ГБЦ 气缸垫片 مجمع رأس السيليندير	10174000 ▲ (MLS) 0.795-0.881 (0.80) 0 10174010 ▲ (MLS) 0.882-0.986 (0.90) 1 10174020 ▲ (MLS) 0.987-1.055 (1.00) 2				

DEI PRIMI NUMERI ПЕРВЫЕ ДВЕ ЦИФРЫ 头两位数字 أول بييجتين	DESCRIZIONE	ОПИСАНИЕ	描写	وصف
10	GUARNIZIONE TESTA CILINDRI	ПРОКЛАДКА ГБЦ	气缸垫片	مجمع رأس السيليندير
11	GUARNIZIONE COPERCHIO VALVOLE	ПРОКЛАДКА КЛАПАННОЙ КРЫШКИ	气门室盖垫	مجمع سنادة فطاء السيليندير
12	CAPPUCCI VALVOLE	САЛЬНИК КЛАПАНА	气门油封	حنايس الصمام
13	COLLECTORI	ПРОКЛАДКИ КОЛЛЕКТОРОВ	排/进歧管垫片	للجمعات
14	COPPA OLIO	ПРОКЛАДКА ПОДДОНА	油底壳垫片	علبة (كارتر) الزيت
15	PARAOILIO	САЛЬНИК	油封	حافظ الزيت
16	O-RING	КРУГОВЫЕ УПЛОТНИТЕЛЬНЫЕ КОЛЬЦА	O型密封圈	لحلقة O (رافعة)
18	RONDELLE RAME E FIBRA	ШАЙБЫ МТР	纤维金属复合垫圈	روندالات (MTR)
19	RONDELLE RAME FIBRA E FERRO	ДИСКОВЫЕ ПРУЖИНЫ	石墨金属复合垫圈	روندالات معدنية لولبية
20	RONDELLE GOMMA E FERRO	ШАЙБЫ HGS	橡胶金属复合垫圈	روندالات (HGS)
21	RONDELLE RAME	ШАЙБЫ МЕДНЫЕ	铜垫圈	روندالات النحاس
22	RONDELLE ALLUMINIO	ШАЙБЫ АЛЮМИНИЕВЫЕ	铝垫圈	روندالات الالمنيوم
23	RONDELLE FIBRA	ШАЙБЫ ВОЛОКОННЫЕ	纤维垫圈	روندالات النسيج
24	RONDELLE GOMMA	ШАЙБЫ ПЛОСКИЕ	橡胶垫圈	روندالات صفحات
29	RONDELLE NYLON	ШАЙБЫ НЕЙЛОНОВЫЕ	尼龙垫圈	روندالات النيلون
50	SERIE MOTORE	ПОЛНЫЙ КОМПЛЕКТ	全套发动机大修包	طقم كامل
51	SERIE MOTORE SENZA TESTA CILINDRI	ПОЛНЫЙ КОМПЛЕКТ БЕЗ ПРОКЛАДКИ ГБЦ	全套发动机大修包 (不含气缸垫片)	طقم كامل بدون رأس السيليندير
52	SERIE SMERIGLIO	ПОЛНЫЙ КОМПЛЕКТ ПРОКЛАДОК ДЛЯ ГБЦ	气缸盖大修包	طقم عدم التفحيم
53	SERIE SENZA TESTA CILINDRI	ПОЛНЫЙ КОМПЛЕКТ ПРОКЛАДОК ДЛЯ ГБЦ БЕЗ ПРОКЛАДКИ ГБЦ	气缸盖大修包 (不含气缸垫片)	طقم عدم التفحيم بدون رأس السيليندير
54	SERIE COMPLEMENTARE	КОМПЛЕКТ ПРОКЛАДОК ДЛЯ КАРТЭРА	气缸体大修包	طقم متمم
55	GUARNIZIONE TESTA CILINDRI	ПРОКЛАДКА ГБЦ В КОМПЛЕКТЕ	气缸垫片	مجمع رأس السيليندير
56	GUARNIZIONE COPERCHIO VALVOLE	ПРОКЛАДКА КЛАПАННОЙ КРЫШКИ В КОМПЛЕКТЕ	气门室盖垫(组合式)	مجمع سنادة رأس السيليندير
57	SERIE CAPPUCCI VALVOLE	САЛЬНИКИ КЛАПАНА В КОМПЛЕКТЕ	气门油封组	طقم حافظ الصمام
59	SERIE COPPA OLIO	ПРОКЛАДКА ПОДДОНА В КОМПЛЕКТЕ	油底壳修理包	طقم علبة (كارتر) الزيت
60	SERIE CANNE CILINDRI	КОМПЛЕКТ ЗАГЛЕШЕК	气缸衬套修理包	طقم قمصان
61	SERIE PARAOILIO	КОМПЛЕКТ МАСЛЯНЫХ САЛЬНИКОВ	油封组	مجموعة أنظمة حفظ الزيت
71	PARAOILIO CON COPERTINA	МАСЛЯНЫЙ САЛЬНИК С КРЫШКОЙ	外骨架油封	حافظ الزيت مع سنادة
72	COPERCHIO VALVOLE CON GUARNIZIONE	КРЫШКА ГОЛОВКИ ЦИЛИНДРОВ С ПРОКЛАДКОЙ	带密封垫气门室盖	سنادة رأس السيليندير مع مجمع
75	SILICONE SIGILLANTE	СИЛИКОНОВЫЙ ГЕРМЕТИК	硅氧树脂密封胶	غراء
81	SERIE BULLONI TESTATA	КОМПЛЕКТ БОЛТОВ ГБЦ	气缸盖螺栓组	طقم براغي رأس السيليندير
85	BICCHIERINI IDRAULICI	ГИДРАВЛИЧЕСКИЕ ТОЛКАТЕЛИ	液压挺柱	مغارة صمام هيدروليكي
93	ALBERO A CAMME	РАСПРЕДЕЛИТЕЛЬНЫЙ ВАЛ	凸轮轴	(كاشفات) شجرة التوزيع
JTC	KIT GIARNIZIONI TURBO	набор для ремонта турбины	涡轮增压器修理包	توربو كيت إصلاح
OP	TUBO ALIMENTAZIONE OLIO	трубка для смазки	机油油管	أنبوب الشحوم

ISTRUZIONI PER USO DEL CATALOGO
КАК ПОЛЬЗОВАТЬСЯ КАТАЛОГОМ - ПОЯСНЕНИЯ

解释, 目录的使用
شرح ، إستعمال الكاتالوج

11095300	13186000	13117000 01147000 01147100	75000100 75000200 00545800	57053000 12027500 (x16) 4x9.6x15.3	15082800 30x45x7 C 15055200 31x41x7 C 71000800	OP10133	85009000 (x16)	93131800 (ADM-IN) 93131700 (ESC-EX)			
GUARNIZIONE COPERCHIO VALVOLE ПРОКЛАДКА КЛАПАННОЙ КРЫШКИ 气门室盖垫 مجمع سداة رأس السيليندير	GUARNIZIONE COLLETORE SCARICO ПРОКЛАДКА ВЫПУСКНОГО КОЛЛЕКТОРА 排气歧管垫片 مفصل مُجمع الاوكزوزت	GUARNIZIONE COLLETORE ASPIRAZIONE ПРОКЛАДКА ВПУСКНОГО КОЛЛЕКТОРА 进气歧管垫片 مفصل مُجمع القبول	GUARNIZIONE COPPA OLIO ПРОКЛАДКА ПОДДОНА 油底壳垫片 مفصل علبة الزيت (الكارتير)	TAPPO COPPA OLIO ПРОБКА СЛИВНОГО ОТВЕРСТИЯ МАСЛА 油底壳放油塞密封垫圈 غطاء الزيت	SAPPUCCI VALVOLE САЛЬНИК КЛАПАНА 气门油封 حابس الصمام	SERIE SAPPUCCI VALVOLE САЛЬНИК КЛАПАНА В КОМПЛЕКТЕ 气门油封组 طقم حافظ الصمام	TUBO ALIMENTAZIONE OLIO трубка для смазки 机油油管 أنبوب الشحوم	PARAOILIO ALBERO A GOMITI САЛЬНИК КОЛЕНВАЛА 曲轴油封 حافظ زيت ال (كراكتشافت)	PARAOILIO ALBERO A SAMME САЛЬНИК РАСПРЕДЕЛИТЕЛЬНОГО ВАЛА 凸轮轴油封 حافظ شجرة التوزيع (كاشافات)	ALBERO A SAMME РАСПРЕДЕЛИТЕЛЬНЫЙ ВАЛ 液压挺柱 مغازة صمام هيدروليكيه	BISCHERINI IDRAULICI ГИДРАВЛИЧЕСКИЕ ТОЛКАТЕЛИ 凸轮轴 مغازة صمام هيدروليكيه

	Serie senza testa cilindri Комплект не включает прокладку ГБЦ 此修理包无气缸垫片 الطقم لا يحتوي على مفصل مجمع رأس السيليندير		Per un cilindre Для одного цилиндра 适用于单个气缸 للسيليندير
	Serie senza tubo scarico Комплект не включает прокладку выхлопной трубы 此修理包无排气管 الطقم لا يحتوي على الاوكزوزت		Per una canne Для одной заглушки 适用于单个衬套 للقميص
	Serie senza cappucci valvole Комплект не включает сальники клапана 此修理包无气门油封 الطقم لا يحتوي على حافظات الصمامات		Lato sinistro Левая сторона 左侧 الجانب الايسر
	Fuori dela serie Не включено в комплекте 不包括在修理包内 غير مشمول في الطقم		Lato destro Правая сторона 右侧 الجانب الايمن
	Guarnizioni testa cilindri MLS (MLS) Прокладка ГБЦ (MLS) MLS 多层钢垫片 نوعيه خياره لمفصل رأس السيليندير		Completo Полный 全套大修包 تام (بشكل كامل)
	Vedere specifiche catalogo dei componenti turbo Смотрите отдельный каталог компонентов для турбин. 详情请参阅涡轮增压器安装组件目录 وبروت تانوكم على! ددحمل اجول اتكلل رظنا		Aspirazione e Scarico Впускной и выпускной 进气和排气 العادم و

ENGINE INDEX ÍNDICE POR MOTOR

	c.c.	1 2			Cyl	Pag	Block		
		→	←						
BE99C	3920	12	2005		DIESEL	4	8	5	
BM74	12580	1	1997		DIESEL	6	14	31	
BN52	2494		1983		DIESEL	4	8	2	
CB108	5880	5	1987		DIESEL	6	10	11	
CD85	5880	12	1986		DIESEL	6	10	11	
CE136C	5880	5	2006			6	8	9	
CE162C	5880	5	2006			6	8	9	
CE184C	5880	5	2006			6	8	9	
CN96	5880	12	1986		DIESEL	6	10	11	
CS10 M	5880	5	1991		DIESEL	6	10	11	
CS119	5880	5	1991		DIESEL	6	10	11	
CS133M	5880	5	1995		DIESEL	6	10	11	
CS158M	5880	5	1995		DIESEL	6	8	10	
CS158M	5880	11	1995		DIESEL	6	8	10	
CS173M	5880	5	1995		DIESEL	6	8	10	
CS97M	5880	5	1991		DIESEL	6	10	11	
CT108	5880	5	1987		DIESEL	6	10	11	
CT119	5880	5	1991		DIESEL	6	10	11	
CT97	5880	5	1991		DIESEL	6	10	11	
DA475	4769		1971	1982	DIESEL	6	8	7	
DD475	4769		1971	1982	DIESEL	6	8	7	
DD575	5756		1971	1982	DIESEL	6	8	8	
DD575	5756		1977	1982	DIESEL	6	8	8	
DD75	4769		1971	1982	DIESEL	6	8	7	
DF615	6176		1973	1979	DIESEL	6	10	12	
DH825	8268		1973	1987	DIESEL	6	10	16	
DHB825	8268		1971	1981	DIESEL	6	12	17	
DHR825	8268		1971	1981	DIESEL	6	12	17	
DHS825	8268		1982		DIESEL	6	12	18	
DHT825	8268		1982		DIESEL	6	12	18	
DHTD825	8268		1982		DIESEL	6	12	18	
DHV825	8268		1971	1981	DIESEL	6	12	17	
DK1160	11630				DIESEL	6	14	25	
DKA1160	11630				DIESEL	6	14	25	
DKS	11630				DIESEL	6	14	26	
DKT	11630				DIESEL	6	14	26	
DKTD	11630				DIESEL	6	14	26	
DKV	11630				DIESEL	6	14	26	
DKVL	11630				DIESEL	6	14	26	
DKX	11630				DIESEL	6	14	26	
DKZ	11630				DIESEL	6	14	26	
DNS620	6240	12	1986	2	1995	DIESEL	6	10	13
DNT620	6240	12	1986	2	1995	DIESEL	6	10	13
DNTD620	6240	12	1986	2	1995	DIESEL	6	10	13
DV825	8268		1971	1981	DIESEL	6	12	17	
EN55	2498		1989		DIESEL	4	8	3	
ET70	2498	4	1989	8	1993	DIESEL	4	8	4
FR103S1	4461	5	2006		DIESEL	4	8	6	
FR118S1	4461	5	2006		DIESEL	4	8	6	
FR136S1	4461	5	2006		DIESEL	4	8	6	
GR165S1	6691	5	2006		DIESEL	6	10	14	
GR184S1	6691	3	2006		DIESEL	6	10	14	
GR210S1	6691	5	2006		DIESEL	6	10	14	
HS825	8250	1	1990	10	1993	DIESEL	6	10	15
HT825	8250	1	1990	10	1993	DIESEL	6	10	15
KS1160	11600	1	1990	10	1993	DIESEL	6	12	23
KV1160	11600	1	1990	10	1993	DIESEL	6	12	23
MX265	12900	10	2006		DIESEL	6	16	36	
MX300	12900	10	2005		DIESEL	4	16	35	
MX300	12900	10	2005		DIESEL	6	16	36	
MX340	12900	10	2005		DIESEL	4	16	35	
MX340	12900	10	2005		DIESEL	6	16	36	
MX375	12900	10	2005		DIESEL	4	16	35	
MX375	12900	10	2005		DIESEL	6	16	36	
NS133M	6240	3	1993	2	1998	DIESEL	6	10	13
NS156	6240	12	1986	9	1993	DIESEL	6	10	13
NS156L	6240	3	1993	2	1998	DIESEL	6	10	13
NS156M	6240	3	1993	2	1998	DIESEL	6	10	13
NS177M	6240	5	1996		DIESEL	6	10	13	
NT116	6240	12	1986	9	1993	DIESEL	6	10	13
NT133	6240	12	1986	9	1993	DIESEL	6	10	13
NT133L	6240	3	1993	2	1998	DIESEL	6	10	13
PE183C	9200	1	2001		DIESEL	4	12	21	
PE228C	9200	1	2001		DIESEL	4	12	21	
PE265C	9200	1	2001		DIESEL	4	12	21	
PF183M	9200	2	1998	2001	DIESEL	6	12	20	
PF212M	9200	2	1998	2001	DIESEL	6	12	20	
PF235M	9200	2	1998	2001	DIESEL	6	12	20	
PR183S	9200	10	2006		DIESEL	6	12	22	
PR228S	9200	10	2006		DIESEL	6	12	22	
PR265S	9200	10	2005		DIESEL	6	12	22	
PR265S	9200	10	2006		DIESEL	6	12	22	
RS180	8650	7	1992	2	1998	DIESEL	6	12	19
RS180L	8650	7	1992	2	1998	DIESEL	6	12	19
RS180M	8650	7	1992	2	1998	DIESEL	6	12	19
RS200	8650	7	1992	2	1998	DIESEL	6	12	19
RS200L	8650	7	1992	2	1998	DIESEL	6	12	19
RS200M	8650	7	1992	2	1998	DIESEL	6	12	19
RS222	8650	7	1992	2	1998	DIESEL	6	12	19

ENGINE INDEX ÍNDICE POR MOTOR

	c.c.	1 2			Cyl	Pag	Block		
		→	←						
RS222L	8650	7	1992	2	1998	DIESEL	6	12	19
RS222M	8650	7	1992	2	1998	DIESEL	6	12	19
TN44	1994		1986		DIESEL	4	8	1	
VF373M	14000	2	1994	1	1998	DIESEL	6	16	37
VF390M	14000	1	1997		DIESEL	6	16	37	
WS1160	11630				DIESEL	6	14	27	
WS225	11630				DIESEL	6	14	27	
WS242	11630				DIESEL	6	14	27	
WS259	11630				DIESEL	6	14	27	
WS268	11630				DIESEL	6	14	27	
WS282	11630				DIESEL	6	14	27	
WS295	11630				DIESEL	6	14	27	
WS315	11600	2	1992	1	1998	DIESEL	6	12	24
WS315G	11600	2	1992	1	1998	DIESEL	6	12	24
WS315L	11600	2	1992	1	1998	DIESEL	6	12	24
WS315M	11600	2	1992	1	1998	DIESEL	6	12	24
XE250C	12580	1	2001		DIESEL	4	14	28	
XE250C	12580	1	2001		DIESEL	6	16	33	
XE250C	12580	1	2001		DIESEL	6	16	34	
XE280C	12580	1	2001		DIESEL	4	14	28	
XE280C	12580	1	2001		DIESEL	6	16	33	
XE280C	12580	1	2001		DIESEL	6	16	34	
XE315C	12580	1	2001		DIESEL	4	14	28	
XE315C	12580	1	2001		DIESEL	6	16	33	
XE315C	12580	1	2001		DIESEL	6	16	34	
XE355C	12580	1	2001		DIESEL	4	14	28	
XE355C	12580	1	2001		DIESEL	6	16	33	
XE355C	12580	1	2001		DIESEL	6	16	34	
XE390C	12580	1	2001		DIESEL	6	16	33	
XE390C	12580	1	2001		DIESEL	6	16	34	
XF250M	12580	2	1998		DIESEL	6	14	29	
XF280M	12580	1	1997		DIESEL	6	14	31	
XF280M	12580	2	1998		DIESEL	6	14	31	
XF315M	12580	2	1998		DIESEL	6	14	30	
XF315M	12580	1	1997		DIESEL	6	16	32	
XF355M	12580	1	1997		DIESEL	6	14	31	

MODEL INDEX ÍNDICE POR MODELO

	c.c.	1 2		Cyl	Pag	Block
		→	←			
1100 DA	4769	1971	1982	DIESEL	6 8	7
1300 DA	4769	1971	1982	DIESEL	6 8	7
1600 DA	4769	1971	1982	DIESEL	6 8	7
95 XF 530	14000	1 1997		DIESEL	6 16	37
CF65 24V	6691	3 2006		DIESEL	6 10	14
CF65 24V	6691	5 2006		DIESEL	6 10	14
CF75 24V	9200	10 2006		DIESEL	6 12	22
CF85	12580	1 2001		DIESEL	6 16	33
CF85	12580	1 2001		DIESEL	6 16	34
CF85 24V	9200	10 2005		DIESEL	6 12	22
CF85 24V	12900	10 2005		DIESEL	6 16	36
CF85 24V	12900	10 2006		DIESEL	6 16	36
F 1000	5880	5 1987		DIESEL	6 10	11
F 1000	5880	12 1986		DIESEL	6 10	11
F 1100	4769	1971	1982	DIESEL	6 8	7
F 1100	6176	1973	1979	DIESEL	6 10	12
F 1100	6240	12 1986	2 1995	DIESEL	6 10	13
F 1200	4769	1971	1982	DIESEL	6 8	7
F 1200	6176	1973	1979	DIESEL	6 10	12
F 1300	6176	1973	1979	DIESEL	6 10	12
F 1300	6240	12 1986	2 1995	DIESEL	6 10	13
F 1300	6240	12 1986	9 1993	DIESEL	6 10	13
F 1400	5756	1977	1982	DIESEL	6 8	8
F 1400	6176	1973	1979	DIESEL	6 10	12
F 1500	6176	1973	1979	DIESEL	6 10	12
F 1600	6176	1973	1979	DIESEL	6 10	12
F 1700	6240	12 1986	2 1995	DIESEL	6 10	13
F 1700	6240	12 1986	9 1993	DIESEL	6 10	13
F 1900	6240	12 1986	2 1995	DIESEL	6 10	13
F 1900	6240	12 1986	9 1993	DIESEL	6 10	13
F 2000	6176	1973	1979	DIESEL	6 10	12
F 2000	8268	1973	1987	DIESEL	6 10	16
F 2000	8268	1971	1981	DIESEL	6 12	17
F 2005	6176	1973	1979	DIESEL	6 10	12
F 2005	8268	1973	1987	DIESEL	6 10	16
F 2005	8268	1971	1981	DIESEL	6 12	17
F 2100	6176	1973	1979	DIESEL	6 10	12
F 2100	8268	1973	1987	DIESEL	6 10	16
F 2100	8268	1971	1981	DIESEL	6 12	17
F 2100	8268	1982		DIESEL	6 12	18
F 2105	6176	1973	1979	DIESEL	6 10	12
F 2105	8268	1973	1987	DIESEL	6 10	16
F 2105	8268	1982		DIESEL	6 12	18
F 2200	8268	1973	1987	DIESEL	6 10	16
F 2200	8268	1971	1981	DIESEL	6 12	17
F 2205	8268	1973	1987	DIESEL	6 10	16
F 2205	8268	1971	1981	DIESEL	6 12	17
F 2300	8250	1 1990	10 1993	DIESEL	6 10	15
F 2300	8268	1973	1987	DIESEL	6 10	16
F 2300	8268	1971	1981	DIESEL	6 12	17
F 2300	8268	1982		DIESEL	6 12	18
F 2305	8268	1973	1987	DIESEL	6 10	16
F 2305	8268	1971	1981	DIESEL	6 12	17
F 2305	8268	1982		DIESEL	6 12	18
F 2400	11630			DIESEL	6 14	25
F 2500	8268	1982		DIESEL	6 12	18
F 2505	8268	1982		DIESEL	6 12	18
F 2525	8268	1982		DIESEL	6 12	18
F 2600	11630			DIESEL	6 14	25
F 2600	11630			DIESEL	6 14	26
F 2605	11630			DIESEL	6 14	26
F 2700	8250	1 1990	10 1993	DIESEL	6 10	15
F 2800	11630			DIESEL	6 14	25
F 2805	11630			DIESEL	6 14	26
F 2900	11600	1 1990	10 1993	DIESEL	6 12	23
F 3200	11600	1 1990	10 1993	DIESEL	6 12	23
F 3300	11630			DIESEL	6 14	26
F 3305	11630			DIESEL	6 14	26
F 3605	11630			DIESEL	6 14	26
F 45	5880	5 1995		DIESEL	6 8	10
F 45	5880	5 1987		DIESEL	6 10	11
F 45	5880	5 1991		DIESEL	6 10	11
F 45	5880	5 1995		DIESEL	6 10	11
F 45	5880	12 1986		DIESEL	6 10	11
F 500	5756	1971	1982	DIESEL	6 8	8
F 55	5880	5 1995		DIESEL	6 8	10
F 55	5880	11 1995		DIESEL	6 8	10
F 55	5880	5 1991		DIESEL	6 10	11
F 55	5880	5 1995		DIESEL	6 10	11
F 600	5880	12 1986		DIESEL	6 10	11
F 700	4769	1971	1982	DIESEL	6 8	7
F 75	8650	7 1992	2 1998	DIESEL	6 12	19
F 800	5880	5 1987		DIESEL	6 10	11
F 800	5880	12 1986		DIESEL	6 10	11
F 85 CF	12580	2 1998		DIESEL	6 14	29
F 85 CF	12580	2 1998		DIESEL	6 14	30
F 85 CF	12580	2 1998		DIESEL	6 14	31
F 900	4769	1971	1982	DIESEL	6 8	7
F 900	6176	1973	1979	DIESEL	6 10	12

MODEL INDEX ÍNDICE POR MODELO


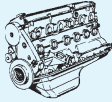



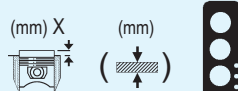













	c.c.	1 2		Cyl	Pag	Block
		→	←			
F 95	11600	2 1992	1 1998	DIESEL	6 12	24
F 95 XF	12580	1 1997		DIESEL	6 14	31
F 95 XF	12580	1 1997		DIESEL	6 16	32
F2800	11630			DIESEL	6 14	26
FA 105.410	12900	10 2005		DIESEL	4 16	35
FA 105.460	12900	10 2005		DIESEL	4 16	35
FA 105.510	12900	10 2005		DIESEL	4 16	35
FA 65	6240	3 1993	2 1998	DIESEL	6 10	13
FA 65	6240	5 1996		DIESEL	6 10	13
FA 65 CF	6240	5 1996		DIESEL	6 10	13
FA 75 CF	9200	2 1998	2001	DIESEL	6 12	20
FA 95	11630			DIESEL	6 14	27
FAD 105.410	12900	10 2005		DIESEL	4 16	35
FAD 105.460	12900	10 2005		DIESEL	4 16	35
FAD 105.510	12900	10 2005		DIESEL	4 16	35
FAK 105.410	12900	10 2005		DIESEL	4 16	35
FAK 105.460	12900	10 2005		DIESEL	4 16	35
FAV 1800	8268	1973	1987	DIESEL	6 10	16
FT 75.250	9200	1 2001		DIESEL	4 12	21
FT 75.310	9200	1 2001		DIESEL	4 12	21
FT 75.360	9200	1 2001		DIESEL	4 12	21
FT 85.340	12580	1 2001		DIESEL	4 14	28
FT 85.430	12580	1 2001		DIESEL	4 14	28
FT 85.480	12580	1 2001		DIESEL	4 14	28
FT 95.500	14000	2 1994	1 1998	DIESEL	6 16	37
FTT 95	12580	1 1997		DIESEL	6 14	31
LF45 16V	3920	12 2005		DIESEL	4 8	5
LF45 16V	4461	5 2006		DIESEL	4 8	6
LF45 24V	6691	3 2006		DIESEL	6 10	14
LF45 24V	6691	5 2006		DIESEL	6 10	14
LF55 16V	4461	5 2006		DIESEL	4 8	6
LF55 24V	5880	5 2006		DIESEL	6 8	9
LF55 24V	6691	3 2006		DIESEL	6 10	14
LF55 24V	6691	5 2006		DIESEL	6 10	14
MB 200	11630			DIESEL	6 14	26
MB 230	11630			DIESEL	6 14	26
N 2800	11630			DIESEL	6 14	25
SB 1602	8268	1971	1981	DIESEL	6 12	17
SB 2305	8268	1982		DIESEL	6 12	18
TFT 85.380	12580	1 2001		DIESEL	4 14	28
VA 200	1994	1986		DIESEL	4 8	1
VA 400	2494	1983		DIESEL	4 8	2
VA 400	2498	1989		DIESEL	4 8	3
VA 400 TD	2498	4 1989	8 1993	DIESEL	4 8	4
VD 400	2498	1989		DIESEL	4 8	3
VD 400 TD	2498	4 1989	8 1993	DIESEL	4 8	4
VH 400	2494	1983		DIESEL	4 8	2
VH 400	2498	1989		DIESEL	4 8	3
VH 400 TD	2498	4 1989	8 1993	DIESEL	4 8	4
VS 200	1994	1986		DIESEL	4 8	1
VS 400	2494	1983		DIESEL	4 8	2
VS 400	2498	1989		DIESEL	4 8	3
VS 400 TD	2498	4 1989	8 1993	DIESEL	4 8	4
XF 380	12580	1 1997		DIESEL	6 14	31
XF105 24V	12900	10 2005		DIESEL	6 16	36
XF95	12580	1 2001		DIESEL	6 16	33
XF95	12580	1 2001		DIESEL	6 16	34



	Sorted by Ordenado por ↓	C.C.	(CV) (HP)						SETS - JUEGOS				 (mm) X (mm) 	
					50	51	52		53	54	60	81		
DIESEL VA 200 VS 200	1	1994 1994	58 58	TN44 TN44	1986 1986			84.4 84.4	50115100 52101800 54059800 81011800					 10075200 ø86
DIESEL VA 400 VH 400 VS 400	2	2494 2494 2494	70 70 70	BN52 BN52 BN52	1983 1983 1983			90.5 90.5 90.5	50043100 52036700 54008700					 10002900 ø92.5
DIESEL VA 400 VD 400 VH 400 VS 400	3	2498 2498 2498 2498	71 71 71 71	EN55 EN55 EN55 EN55	1989 1989 1989 1989			94 94 94 94	51003000 ☒ 53001100 ☒ 54021500 81014300					 10046720 ▲ <0.79 (1.53) 2 10046700 ▲ (1.53) 0.79-0.89 (1.60) 3 10046710 ▲ (1.60) >0.89 (1.70) 4 ø96
DIESEL VA 400 TD VD 400 TD VH 400 TD VS 400 TD	4	2498 2498 2498 2498	97 97 97 97	ET70 ET70 ET70 ET70	4 1989 8 1993 4 1989 8 1993 4 1989 8 1993 4 1989 8 1993			94 94 94 94	51003600 ☒ 53001900 ☒ 54021600 81014300					 10046720 ▲ <0.79 (1.53) 2 10046700 ▲ (1.60) 0.79-0.89 (1.60) 3 10046710 ▲ (1.70) >0.89 (1.70) 4 ø96
DIESEL LF45 16V (OHV)	5	3920	135	BE99C	12 2005			102	50380400 52417700 54173900					 10192810 (MLS) (1.20) 10192800 ▲ (1.10) ø107.5
DIESEL LF45 16V LF45 16V LF55 16V LF45 16V LF55 16V (SOHC/OHC)	6	4461 4461 4461 4461 4461	140 160 160 185 185	FR103S1 FR118S1 FR118S1 FR136S1 FR136S1	5 2006 5 2006 5 2006 5 2006 5 2006			107 107 107 107 107	50380500 52417800 54216500					 10216800 (MLS) ø109.5
DIESEL F 1100 F 1200 F 700 F 900 1100 DA 1300 DA 1600 DA	7	4769 4769 4769 4769 4769 4769 4769	110 110 110 110 90 90 90	DD75 DD475 DD75 DD75 DA475 DA475 DA475	1971 1971 1971 1971 1971 1971 1971	1982	100.6 100.6 100.6 100.6 100.6 100.6 100.6	50131700 52118200 54069100						 10085700 ø104
DIESEL F 500 F 1400	8	5756 5756	110 110	DD575 DD575	1971 1977	1982	100.6 100.6	50131700 52118200 54069100						 10085700 ø104
LF55 24V LF55 24V LF55 24V (OHV)	9	5880 5880 5880	185 220 250	CE136C CE162C CE184C	5 2006 5 2006 5 2006			102 102 102	50374700 52413800 54184300					 10201700 (MLS) (1.05) 10201710 ▲ (MLS) (1.15) ø107
DIESEL F 45 F 55 F 55	10	5880 5880 5880	215 235 215	CS158M CS173M CS158M	5 1995 5 1995 11 1995			102 102 102	50197100 52182100 54104600					 10132800 ø106




	 13084400 ⊕		 14038000	 57009300 12005000x8 6.5x11.5x9	 15021200 45x60x7 ↵ 15016900 40x52x7 ⚡ 15012300 ⇐ 35x45x7 ⚡ 15038800 ⇒ 88.9x104.7x9.5 ↵	NEW		93067600
 11012600	 13046500 ⊕		 14035400	 57000400 12000400x4 7x12.5x10.5 (ADM-IN) 12000300x4 7.5x13x10.5 (ESC-EX)	 15017000 40x52x7 ⚡ 15024500 ⇐ 48.67x63.5x9.5 ⚡ 15041200 ⇒ 100x120x12 ↵			
 11024400	 13012100x2	 13025800x2 00230400	 14035900 18001200	 57001400 24001500x8 7x14x3	 15019900 ⇐ 42x60x10 ⚡ 00503800x2 ⇒			93067700
 11024400	 13013600 13136000x2	 13047400x2 00294100	 14035900 18001200	 57001400 24001500x8 7x14x3	 15021300 ⇐ 45x60x7 ⚡ 00503800x2 ⇒			93067800
 56059300		 13232400x4	 14096300	 57066000 12030400x8 6.25x12.6x14 (ADM-IN) 12030300x8 6.5x12.6x14 (ESC-EX)	 15096800 ⇐ 70x100x12.5/16 ⚡ 15096700 ⇒ 130x155x12.5/16 ↵			
 56059300		 13232400x4	 14096300	 57068900 12031700x16 6.5x12.4x15.85	 15096800 ⇐ 70x100x12.5/16 ⚡ 15106700 ⇒ 128x150x9.5 ↵			
 11053000 11053100 11053200	 13098000x2 ⊕	 00669300	 14045900		 15043300 ⇐ 63.5x88.9x12.7 ⚡ 15049900 ⇒ 79x96.5x9 ↵			
 11053000 11053100 11053200	 13098000x2 ⊕	 00669300	 14045900		 15043300 ⇐ 63.5x88.9x12.7 ⚡ 15049900 ⇒ 79x96.5x9 ↵			
 56050900		 13232400x6	 14097300	 57069000 12031700x24 6.5x12.4x15.85	 15096800 ⇐ 70x100x12.5/16 ⚡ 15096700 ⇒ 130x155x12.5/16 ↵			
 11083500x6	 13158700	 13157800x6	 14081000	 57034200 12013200x12 7.2x11.7x12.5	 15068800 ⇐ 62x79.5x8 ⚡ 15068900 ⇒ 128.5x150x14.5 ↵			

① = For one cylinder - Para un cilindro
 ⊕ = For one cylinder liner - Para una camisa
 ⇐ = Left side - Lado izquierdo
 ⇒ = Right side - Lado derecho

⊕ = Complete - Completo
 ⊕ = Intake/exhaust manifold - Colector admisión/escape
 ⊕ = See specific catalogue of turbo components - Ver catálogo específico de componentes de turbo

		Sorted by Ordenado por ↓	(CV) (HP)					SETS - JUEGOS		 (mm) X (mm) 	
					C.C.				      		
DIESEL	11										
F 45	5880	116	CD85	12	1986		102	50197200		 10132800 ø106	
F 600	5880	116	CD85	12	1986		102	52182200			
F 1000	5880	131	CN96	12	1986		102	54104700			
F 45	5880	131	CN96	12	1986		102				
F 800	5880	131	CN96	12	1986		102				
F 1000	5880	147	CT108	5	1987		102				
F 1000	5880	147	CB108	5	1987		102				
F 45	5880	147	CB108	5	1987		102				
F 45	5880	147	CT108	5	1987		102				
F 800	5880	147	CT108	5	1987		102				
F 800	5880	147	CB108	5	1987		102				
F 45	5880	132	CT97	5	1991		102				
F 45	5880	132	CS97M	5	1991		102				
F 45	5880	147	CS10 M	5	1991		102				
F 55	5880	147	CS10 M	5	1991		102				
F 45	5880	162	CT119	5	1991		102				
F 45	5880	162	CS119	5	1991		102				
F 45	5880	181	CS133M	5	1995		102				
F 55	5880	181	CS133M	5	1995		102				
DIESEL	12										
F 1100	6176	130	DF615		1973		104	50131800			 10085800 ø107
F 1200	6176	130	DF615		1973	1979	104	52118300			
F 1300	6176	130	DF615		1973	1979	104	54069100			
F 1400	6176	130	DF615		1973	1979	104				
F 1500	6176	130	DF615		1973	1979	104				
F 1600	6176	130	DF615		1973	1979	104				
F 2000	6176	130	DF615		1973	1979	104				
F 2005	6176	130	DF615		1973	1979	104				
F 2100	6176	130	DF615		1973	1979	104				
F 2105	6176	130	DF615		1973	1979	104				
F 900	6176	130	DF615		1973	1979	104				
DIESEL	13										
F 1300	6240	158/181	NT116	12	1986	9	1993	104.2	50197300	 10132900 ø107	
F 1300	6240	158/181	NT133	12	1986	9	1993	104.2	52118300		
F 1700	6240	158/181	NT133	12	1986	9	1993	104.2	54104800		
F 1700	6240	158/181	NT116	12	1986	9	1993	104.2			
F 1900	6240	158/181	NT116	12	1986	9	1993	104.2			
F 1900	6240	158/181	NT133	12	1986	9	1993	104.2			
F 1100	6240	181/158	DNTD620	12	1986	2	1995	104.2			
F 1100	6240	181/158	DNT620	12	1986	2	1995	104.2			
F 1300	6240	181/158	DNT620	12	1986	2	1995	104.2			
F 1300	6240	181/158	DNT620	12	1986	2	1995	104.2			
F 1700	6240	181/158	DNTD620	12	1986	2	1995	104.2			
F 1700	6240	181/158	DNTD620	12	1986	2	1995	104.2			
F 1700	6240	181/158	DNT620	12	1986	2	1995	104.2			
F 1900	6240	181/158	DNT620	12	1986	2	1995	104.2			
F 1900	6240	181/158	DNT620	12	1986	2	1995	104.2			
F 1700	6240	212	DNS620	12	1986	2	1995	104.2			
F 1900	6240	212	NS156	12	1986	9	1993	104.2			
F 1900	6240	212	DNS620	12	1986	2	1995	104.2			
FA 65	6240	181	NT133L	3	1993	2	1998	104.2			
FA 65	6240	181	NS133M	3	1993	2	1998	104.2			
FA 65	6240	212	NS156L	3	1993	2	1998	104.2			
FA 65	6240	212	NS156M	3	1993	2	1998	104.2			
FA 65 CF	6240	241	NS177M	5	1996			104.2			
FA 65 CF	6240	241	NS177M	5	1996			104.2			
DIESEL CF65 24V LF45 24V LF55 24V CF65 24V LF45 24V LF55 24V CF65 24V LF55 24V (SOHC/OHC)	14										
6691	250		GR184S1	3	2006		107	50380600			 10216900 (MLS) ø109.5
6691	250		GR184S1	3	2006		107	52417900			
6691	250		GR184S1	3	2006		107	54216600			
6691	224		GR165S1	5	2006		107				
6691	224		GR165S1	5	2006		107				
6691	224		GR165S1	5	2006		107				
6691	286		GR210S1	5	2006		107				
6691	286		GR210S1	5	2006		107				
DIESEL	15										
F 2300	8250	228	HT825	1	1990	10	1993	118	50197400	 10133000x2 ø120	
F 2700	8250	272	HS825	1	1990	10	1993	118	52182400 54104900		
DIESEL	16										
F 2000	8268	156	DH825		1973		118	50131900		 10085900x2 ø122	
F 2005	8268	156	DH825		1973		118	52118400			
F 2100	8268	156	DH825		1973		118	54069200			
F 2105	8268	156	DH825		1973		118				
F 2200	8268	156	DH825		1973		118				
F 2205	8268	156	DH825		1973		118				
F 2300	8268	156	DH825		1973		118				
F 2305	8268	156	DH825		1973		118				
FAV 1800	8268	156	DH825		1973		118				

 = New models - Modelos nuevos
 = Not included in the set - No incluido en el juego
 (MLS) = MLS cylinder head gasket - Junta de culata MLS

 = Set does not include cylinder head gasket - El juego no incluye junta de culata
 = Set does not include exhaust pipe gasket - El juego no incluye junta tubo de escape
 = Set does not include valve stem seals - El juego no incluye retenes de válvula

 11083500x6	 13158700	 13157900x6	 14081100	 57034200 12013200x12 7.2x11.7x12.5	 15068800 ⇐ 62x79.5x8 ⇌ 15068900 ⇒ 128.5x150x14.5 ↘	NEW		
 11053000 11053100 11053200	 13098000x2 ⊕	 00669300	 14045900		 15043300 ⇐ 63.5x88.9x12.7 ⇌ 15049900 ⇒ 79x96.5x9 ↘			
 11083600	 13158100x6	 13158000x8	 14081200		 15069000 ⇐ 80x100x12 ⇌ 15069100 ⇒ 110x140x13 ↘			
 56050900		 13232400x6	 14097300 14102100	 57069000 12031700x24 6.5x12.4x15.85	 15096800 ⇐ 70x100x12.5/16 ⇌ 15106800 ⇒ 128.5x150x14.5 ↘			
 11053300x2	 13158200x4 13158300x2	 13158400 13167800 13158500x4	 14061100		 15033300 ⇐ 70x90x10 ⇌ 15050000 ⇒ 125x150x12 ↘			
 11053300x2	 13098100x6	 13098200x6	 14061100		 15033300 ⇐ 70x90x10 ⇌ 15050000 ⇒ 125x150x12 ↘			

① = For one cylinder - Para un cilindro
 ⊕ = For one cylinder liner - Para una camisa
 ⇐ = Left side - Lado izquierdo
 ⇌ = Right side - Lado derecho

⊙ = Complete - Completo
 ⊕ = Intake/exhaust manifold - Colector admisión/escape
 ⊞ = See specific catalogue of turbo components - Ver catálogo específico de componentes de turbo

	Sorted by Ordenado por ↓	(CV) (HP)					SETS - JUEGOS		 (mm) X (mm)
				c.c.	→		←	50 51 - 52 53 - 54 60 81	
DIESEL F 2000 F 2005 F 2100 F 2200 F 2205 F 2300 F 2305 SB 1602	17	8268 192 8268 192 8268 192 8268 192 8268 192 8268 192 8268 192 8268 192 8268 192 8268 192	DV825 DV825 DV825 DHB825 DHB825 DHB825 DHB825 DHV825 DHR825	1971 1971 1971 1971 1971 1971 1971 1971 1971	1981 1981 1981 1981 1981 1981 1981 1981 1981	118	50132000 52118500 54069200	 10085900x2 Ø122	
DIESEL F 2100 F 2105 F 2300 F 2305 F 2500 F 2505 F 2525 SB 2305	18	8268 250 8268 250 8268 250 8268 250 8268 250 8268 250 8268 250 8268 250 8268 250	DHS825 DHS825 DHS825 DHTD825 DHTD825 DHTD825 DHT825 DHT825	1982	1982	118	50132100 52118600 54069200	 10085900x2 Ø122	
DIESEL F 75 F 75 F 75 F 75 F 75 F 75 F 75 F 75 F 75	19	8650 245 8650 245 8650 245 8650 272 8650 272 8650 272 8650 302 8650 302 8650 302	RS180 RS180L RS180M RS200 RS200L RS200M RS222 RS222L RS222M	7 1992 7 1992 7 1992 7 1992 7 1992 7 1992 7 1992 7 1992 7 1992	2 1998 2 1998 2 1998 2 1998 2 1998 2 1998 2 1998 2 1998 2 1998	118	50197900 52182800 54105300	 10133000x2 Ø120	
DIESEL FA 75 CF FA 75 CF FA 75 CF	20	9200 249 9200 288 9200 320	PF183M PF212M PF235M	2 1998 2 1998 2 1998	2001 2001 2001	118	50198000 52182900 54105400	 10133000x2 Ø120	
DIESEL FT 75.250 FT 75.310 FT 75.360 (DOHC)	21	9200 249 9200 310 9200 360	PE183C PE228C PE265C	1 2001 1 2001 1 2001		118	50335700 52372900 54105400	 10133000x2 Ø120	
DIESEL CF85 24V CF75 24V CF75 24V CF75 24V (SOHC/OHC)	22	9200 360 9200 249 9200 310 9200 360	PR265S PR183S PR228S PR265S	10 2005 10 2006 10 2006 10 2006		118	50380700 52418000 54216700	 10217000x2 (MLS) Ø120	
DIESEL F 2900 F 3200	23	11600 288 11600 324	KV1160 KS1160	1 1990 1 1990	10 1993 10 1993	130	50198100 52118800 54105500	 10086000x2 (MLS) Ø132	
DIESEL F 95 F 95 F 95 F 95	24	11600 428 11600 428 11600 428 11600 428	WS315 WS315G WS315L WS315M	2 1992 2 1992 2 1992 2 1992	1 1998 1 1998 1 1998 1 1998	130	50198200 521183000 54105600	 10133200x2 Ø132	

■ = New models - Modelos nuevos
▲ = Not included in the set - No incluido en el juego
 (MLS) = MLS cylinder head gasket - Junta de culata MLS
⊗ = Set does not include cylinder head gasket - El juego no incluye junta de culata
= Set does not include exhaust pipe gasket - El juego no incluye junta tubo de escape
◇ = Set does not include valve stem seals - El juego no incluye retenes de válvula

 11053300x2	 13098100x6	 13098200x4 13098300x2	 14061100	 A x B x H	 15033300 ← 70x90x10 C 15050000 → 125x150x12 ↷	NEW		
 11053300x2	 13098400x6	 13098500x4 13098600x2	 14061100		 15033300 ← 70x90x10 C 15050000 → 125x150x12 ↷			
 11053300x2	 13158200x4 13158300x2	 13158400 13167800 13158500x4	 14081400		 15069200 ← 90x105x11 C 15050000 → 125x150x12 ↷			
 11083700x2 11083800x2	 13158800x2	 13158900x6	 14081500		 15069300 ← 105.5x125x8 15050000 → 125x150x12 ↷			
 11083700x2 11083800x2	 13158800x2 13251800x2	 13158900x6	 14081500		 15069300 ← 105.5x125x8 15050000 → 125x150x12 ↷			
 11138500x2 11083800x2	 13251800x2	 13158900x6	 14081500	 57071700 12011500x24 7.6x12.1x10	 15069200 ← 90x105x11 C 15106900 → 127x150x12 ↷			
 11053400x2 11053500x2	 13098700x2 13098800x4	 13099100x4	 14061200		 15033300 ← 70x90x10 C 15069400 → 154x180x12 ↷			
 11053500x2	 13099300x5 13099400	 13099500x6	 14061600		 15072100 ← 100x124x12 C 15069400 → 154x180x12 ↷			

= For one cylinder - Para un cilindro
 = For one cylinder liner - Para una camisa
 = Left side - Lado izquierdo
 = Right side - Lado derecho

= Complete - Completo
 = Intake/exhaust manifold - Colector admisión/escape
 = See specific catalogue of turbo components - Ver catálogo específico de componentes de turbo

	Sorted by Ordenado por ↓	(CV) (HP)					SETS - JUEGOS			
				c.c.				50		
DIESEL F 2400 F 2400 F 2600 F 2600 F 2800 F 2800 N 2800 N 2800 (No: F24001>)	25	11630 11630 11630 11630 11630 11630 11630 11630	230 230 230 230 230 230 230	DK1160 DKA1160 DK1160 DKA1160 DK1160 DKA1160 DK1160 DKA1160				130 130 130 130 130 130 130	50132200 52118700 54069300	 10086000 x2 (MLS) Ø132
DIESEL F 2600 F 2600 F 2605 F 2605 F 2805 F 2805 F 3300 F 3300 F 3305 F 3305 F 3605 F 3605 F2800 F2800 MB 200 MB 230 (No: F24001>)	26	11630 11630 11630 11630 11630 11630 11630 11630 11630 11630 11630 11630 11630 11630 11630 11630 11630	230 230 230 230 230 230 230 230 230 230 230 230 230 230 230 230	DKS DKT DKT DKS DKV DKX DKX DKV DKV DKX DKZ DKT DKS DKTD DKVL				130 130 130 130 130 130 130 130 130 130 130 130 130	50132300 52118800 54069300	 10086000 x2 (MLS) Ø132
DIESEL FA 95 FA 95 FA 95 FA 95 FA 95 FA 95 FA 95	27	11630 11630 11630 11630 11630 11630 11630	306/383 306/383 306/383 306/383 306/383 306/383 306/383	WS1160 WS225 WS242 WS259 WS268 WS282 WS295				130 130 130 130 130 130	50132400 52118900 54069400	 10086100 x2 (MLS) Ø132
DIESEL FT 85.340 TFT 85.380 FT 85.430 FT 85.480 (OHV)	28	12580 12580 12580 12580	340 381 428 483	XE250C XE280C XE315C XE355C	1 1 1 1	2001 2001 2001 2001		130 130 130 130	52372800	 10208600 x2 (MLS) Ø132
DIESEL F 85 CF	29	12580	340	XF250M	2	1998		130	50198300 52183100 54105700	 10133200 x2 Ø132
DIESEL F 85 CF	30	12580	428	XF315M	2	1998		130	50198300 52183100 54105700	 10133200 x2 Ø132
DIESEL F 95 XF FTT 95 XF 380 F 95 XF F 85 CF	31	12580 12580 12580 12580 12580	381 381 381 483 381	XF280M BM74 BM74 XF355M XF280M	1 1 1 1 2	1997 1997 1997 1997 1998		130 130 130 130 130	50198400 52183200 54105700	 10133200 x2 Ø132

 11053400 x2 11053500 x2	 13098700 x2 13098800 x2 13098900 x2 13099000 x2	 13099100 x4 13099200 x2	 14061200		 NEW		
 11053400 x2 11053500 x2	 13098700 x2 13098800 x4	 13099100 x4	 14061200		 NEW		
 11053500 x2	 13099300 x5 13099400	 13099500 x6	 14061600		 NEW		
 11083900 x2 11132300 x2	 13159000 x2	 13158900 x6					
 11083900 x2 11084000 x2	 13159000 x2	 13158900 x6	 14081600		 NEW		
 11083900 x2 11084000 x2	 13159000 x2	 13158900 x6	 14081600		 NEW	OP10497	
 11083900 x2 11084100 x2	 13159000 x2	 13158900 x6	 14081600		 NEW		

= For one cylinder - Para un cilindro
 = For one cylinder liner - Para una camisa
 = Left side - Lado izquierdo
 = Right side - Lado derecho

= Complete - Completo
 = Intake/exhaust manifold - Colector admisión/escape
 = See specific catalogue of turbo components - Ver catálogo específico de componentes de turbo

	Sorted by Ordenado por ↓	c.c.	(CV) (HP)					SETS - JUEGOS				
					50	51		52	53	54	60	
DIESEL F 95 XF	32	12580	428	XF315M	1	1997		130	50198400 52183200 54105700		 10133200 x2 Ø132	
DIESEL CF85 CF85 XF95 CF85 XF95 CF85 XF95 XF95 (OHV) (No.<0E581145)	33	12580 12580 12580 12580 12580 12580 12580 12580 12580	340 381 381 428 428 483 483 530	XE250C XE280C XE280C XE315C XE315C XE355C XE355C XE390C	1 1 1 1 1 1 1 1	2001 2001 2001 2001 2001 2001 2001		130 130 130 130 130 130 130	50198400 52183200 54105700		 10133200 x2 Ø132	
DIESEL CF85 CF85 XF95 CF85 XF95 CF85 XF95 XF95 (OHV) (No.0E581146>)	34	12580 12580 12580 12580 12580 12580 12580 12580	340 381 381 428 428 483 483 530	XE250C XE280C XE280C XE315C XE315C XE355C XE355C XE390C	1 1 1 1 1 1 1	2001 2001 2001 2001 2001 2001 2001		130 130 130 130 130 130 130	50380800 52418100 54105700		 10208600 x2 (MLS) Ø132	
DIESEL FA 105.410 FAD 105.410 FAK 105.410 FA 105.460 FAD 105.460 FAK 105.460 FA 105.510 FAD 105.510 (OHV)	35	12900 12900 12900 12900 12900 12900 12900 12900	408 408 408 462 462 462 510 510	MX300 MX300 MX300 MX340 MX340 MX340 MX375 MX375	10 10 10 10 10 10 10 10	2005 2005 2005 2005 2005 2005 2005 2005		130 130 130 130 130 130 130 130	50335800 52358600 54185900		 10203700 (MLS) Ø142.5	
DIESEL CF85 24V XF105 24V CF85 24V XF105 24V CF85 24V XF105 24V CF85 24V (OHV)	36	12900 12900 12900 12900 12900 12900 12900	408 408 462 462 510 510 360	MX300 MX300 MX340 MX340 MX375 MX375 MX265	10 10 10 10 10 10 10	2005 2005 2005 2005 2005 2005 2006		130 130 130 130 130 130 130	50380900 52418200 54185900 60011100▲		 10203700 (MLS) Ø142.5	
DIESEL FT 95.500 95 XF 530	37	14000 14000	507 530	VF373M VF390M	2 1	1994 1997	1	1998	140 140	50198500 52183300 54105900		 10133300 x3 (MLS) Ø157

 11083900 x2 11084100 x2	 13159000 x2	 13158900 x6	 14081600	 A x B x H	 15072100 ⇐ 100x124x12 ⇌ 15069300 ⇐ 105.5x125x8 ⇌ 15069400 ⇐⇒ 154x180x12 ⇌	NEW OP10497		
 11083900 x2 11084100 x2	 13159000 x2	 13158900 x6	 14081600		 15072100 ⇐ 100x124x12 ⇌ 15069300 ⇐ 105.5x125x8 ⇌ 15069400 ⇐⇒ 154x180x12 ⇌			
 11132300 x2 11083900 x2	 13159000 x2	 13158900 x6	 14081600	 57064900 12030800 x12 8.9x12.7x10.7	 15072100 ⇐ 100x124x12 ⇌ 15069300 ⇐ 105.5x125x8 ⇌ 15069400 ⇐⇒ 154x180x12 ⇌			
 11128800		 13252600 x6	 14098400	 57035800 12017700 x24 8.8x12.5x10	 15100600 ⇐ 136x161x12 ⇌ 15100500 ⇐⇒ 165x191x12 ⇌			
 11128000		 13252600 x6	 14098400	 57071800 12035000 x24 8x14.75x13.5	 15100600 ⇐ 136x161x12 ⇌ 15100500 ⇐⇒ 165x191x12 ⇌			
 11084200 x3	 13159200 x3	 13159100 x6	 14082000		 15069900 ⇐ 90x121x12.5 ⇌ 15070000 ⇐⇒ 150.5x171x11 ⇌			

= For one cylinder - Para un cilindro
 = For one cylinder liner - Para una camisa
 = Left side - Lado izquierdo
 = Right side - Lado derecho

= Complete - Completo
 = Intake/exhaust manifold - Colector admisión/escape
 = See specific catalogue of turbo components - Ver catálogo específico de componentes de turbo

TRAINING & TECHNICAL ASSISTANCE DEPARTMENT

DEPARTAMENTO DE FORMACIÓN Y ASISTENCIA TÉCNICA
DEPARTEMENT DE FORMATION ET ASSISTANCE TECHNIQUE
TECHNISCHE UNTERSTÜTZUNG UND AUSBILDUNGABTEILUNG
DEPARTAMENTO DO FORMAÇÃO Y ASSJSTÊNCIA TECNICA
ОТДЕЛ ОБУЧЕНИЯ И ТЕХНИЧЕСКОЙ ПОДДЕРЖКИ

培训和技術支持部門

+34 - 967 216 212 (Albacete - España)

e-mail: customerservice@ajusa.es



Worldwide Headquarters

Parque Empresarial Ajusa, Calle 1, nº 1 - CM 332, Km. 2,2 - 02006 ALBACETE (Spain)

Apdo. / P.O. Box 415 (02080)

Tel: + 34 - 967 216 212 - Fax: +34 - 967 216 214 - 967 240 499 - e-mail: ajusa@ajusa.es



Brazil

Ajusa Brazil

Rua Conselheiro Amaral, 90 - Vila Jaguara - Cep 05116-80 - SAO PAULO, SP (Brasil)

Tel: +55(11) 3622 5353 - Fax: +55(11) 3622 5353 - e-mail: ajusadobrasil@ajusa.com.br

www.ajusa.com.br



Russia

Ajusa Russia

p/o Voskresenskoe, a/ya. 19 - Leninsky rayon - 142791 Moscovskaya oblast (Russia)

Tel: + 7 (499) 608-06 81 - Tel / Fax: + 7 (495) 933-80 11 - e-mail: ajusa@inbox.ru

www.ajusa.ru



Mexico

Ajusa Mexico

Calle Lago Ladoga, 295-A - Colonia Anahuac, Deleg. Miguel Hidalgo MÉXICO, D.F. CP 11320 (México)

Tel / Fax: + 52 - 55 5254 2332 - e-mail: ajusamexico@ajusa.com.mx

www.ajusa.com.mx



Northamerica

Ajusa Northamerica

Partnership CRP Industries Inc

35 Commerce Drive - Cranbury, NJ 08512 - Toll Free 800 526-4066

Tel: 609 578-4100 - Fax: 609 655-5300 - e-mail: info@crpindustries.com

www.ajusaparts.com



United Kingdom

Ajusa United Kingdom

Unit 36, Hortonwood 33, Telford, TF1 7EX, United Kingdom

Tel: +44 (0)1952 608 771 - e-mail: info@ajusa.co.uk

www.ajusa.co.uk

www.ajusa.es

www.ajusa.es

