

SWAG[®]
GERMANY

Wheel Bearing/ Wheel Hubs Car



Edition 2009/2010

Radlager/Radnaben PKW
Roulement de Roue/Moyeux de Roue V.L.
Rodamiento de Rueda/Cubos de Rueda Coche
Подшипники ступицы колеса /
ступицы колес легковых ТС

Best Choice for Spare Parts



More than 50 years of experience in the automobile industry

SWAG is one of the leading global wholesale partners with manufacturer competence for automotive wear parts on the free spare parts market. SWAG has been a synonym for high quality with extremely short delivery times since 1954.

We are a strategic partner of leading manufacturers of the automobile supplier industry and a distributor of high-quality spare parts for motor vehicles.

„Best Choice for Spare Parts“

This motto is an obligation for us – and your benefit. Because SWAG stands for

- > Market-oriented packaging units
- > More than 13.000 common wear parts for German, European and Asian vehicle types

High availability from stock – short delivery times

Our high availability from stock and short delivery times give our customers and partners a maximum in planning reliability.



Über 50 Jahre automobile Erfahrung

SWAG gehört zu den weltweit führenden Großhandelspartnern mit Herstellerkompetenz für automotiv Verschleißteile im freien Ersatzteilmarkt. Bereits seit 1954 steht SWAG für hochwertige Qualität bei kürzesten Lieferzeiten.

Wir sind strategischer Partner führender Hersteller der Automobilzuliefererindustrie und Distributor hochwertiger Ersatzteile für Kraftfahrzeuge.

„Best Choice for Spare Parts“

Dieses Motto ist für uns eine Verpflichtung – und Ihr Vorteil. Denn SWAG steht für

- > marktgerechte Verpackungseinheiten
- > über 13.000 gängige Verschleißteile für alle deutschen, europäischen und asiatischen Fahrzeugtypen

Hohe Lagerverfügbarkeit – kurze Lieferzeiten

Unsere hohe Lagerverfügbarkeit und kurze Lieferzeiten geben unseren Kunden und Partnern ein Höchstmaß an Planungssicherheit.



Plus de 50 ans d'expérience dans le secteur automobile

SWAG est un des partenaires de commerce en gros leaders dans le monde entier et compétent en matière de fabrication de pièces d'usure automobiles sur le marché libre des pièces de rechange. Depuis 1954, la société SWAG est réputée pour sa qualité haut de gamme avec de brefs délais de livraison.

Nous sommes le partenaire stratégique pour les fabricants leaders dans le secteur de l'industrie des matériels automobiles additionnels et le distributeur de pièces de rechange de qualité élevée pour automobiles.

„Best Choice for Spare Parts“

Cette devise est contraignante pour nous – et vous en profitez. En effet, SWAG est synonyme de

- > unités d'emballage conformes aux exigences sur le marché
- > plus de 13.000 pièces d'usure usuelles pour tous les types allemands, européens et asiatiques de véhicules

Haute disponibilité en stock – brefs délais de livraison

Notre haute disponibilité en stock et nos brefs délais de livraison offrent un degré très élevé de sécurité de planification à nos clients.



Más de 50 años de experiencia en el sector del automóvil

SWAG es uno de los mayoristas líderes a escala internacional de piezas de desgaste para el automóvil dentro del mercado libre de las piezas de repuesto. Además, su grado de competencia y conocimientos es igual al de los propios fabricantes. Ya desde 1954, SWAG es símbolo de alta calidad con reducidos plazos de entrega.

Somos socios estratégicos de los fabricantes líderes del sector de suministros para el automóvil y distribuidores de piezas de repuesto de alta calidad para automóviles.

„Best Choice for Spare Parts“

Hemos hecho de ese eslogan nuestro objetivo principal... ¡Y usted sacará partido! Y es que SWAG equivale a lo siguiente:

- > embalajes concordes con las exigencias del mercado
- > más de 13.000 piezas de desgaste para todos los tipos de vehículos habituales alemanes, europeos y asiáticos

Alta disponibilidad de almacenamiento y plazos de entrega cortos

Nuestra alta disponibilidad de almacenamiento y los cortos plazos de entrega que tenemos ofrecen a nuestros clientes y socios un alto grado de seguridad en la planificación.



Более чем 50-летний опыт в автомобильной промышленности

SWAG – один из мировых лидеров в области оптовой торговли с опытом производства изнашиваемых автомобильных запасных частей на свободном рынке запасных деталей. С 1954 SWAG ручается за высокое качество при кратчайших сроках поставки.

Мы являемся стратегическим партнером ведущих производителей индустрии автомобильных комплектующих и дистрибьютором высококачественных запасных частей для автомобилей.

„Best Choice for Spare Parts“

Этот девиз для нас – обязательство, а для Вас – преимущество. Ведь SWAG – это

- > удовлетворяющие требованиям рынка упаковочные единицы
- > более 13.000 ходовых изнашиваемых деталей для немецких, европейских и азиатских марок автомобилей

Высокая степень полноты комплектации складов – короткие сроки поставки

Наша комплектация складов и сроки поставки обеспечивают нашим клиентам и партнерам максимальную надежность планирования.



Catalogue Service



SWAG catalogues Clearly and efficiently structured for you.

You will find everything you need in our catalogues. Clear structure, exact descriptions and numerous figures.

Send for our catalogues and CD.

- > Engine controller
- > Cylinder head components
- > Wheel bearings and wheel hubs
- > Electric
- > Axle and steering boots
- > Water pumps
- > Liquids
- > Glow plugs
- > Wheel mounting elements
- > Steering and suspension
- > Rubber metal parts for chassis
- > Drive shaft accessories
- > Protection kits
- > Engine and transmission bearings
- > SWAG Extra
- > SWAG CD ROM

Download your SWAG pdf-catalogue from your website www.swag.de



SWAG Kataloge: klar und übersichtlich für Sie gegliedert.

In unseren Katalogen finden Sie alles, was Sie benötigen. Übersichtlich gegliedert, genau beschrieben und mit zahlreichen Abbildungen.

Fordern Sie unsere Kataloge und CD an.

- > Motorsteuerung
- > Zylinderkopfkomponenten
- > Radlager und Radnaben
- > Elektrik
- > Achs- und Lenkmanschetten
- > Wasserpumpen
- > Flüssigkeiten
- > Glühkerzen
- > Radbefestigung
- > Lenkung und Aufhängung
- > Gummimetallteile für Fahrwerke
- > Kardanwellenzubehör
- > Protection Kits
- > Motorlager und Getriebelager
- > SWAG Extra
- > SWAG CD-Rom

Alle Kataloge zum downloaden als PDF's unter www.swag.de



Catalogues SWAG : à structuration claire et nette pour les clients.

Dans nos catalogues vous trouverez tout ce dont vous avez besoin. Structure nette, description précise et avec de nombreuses illustrations.

Demandez nos catalogues et CD.

- > Commande du moteur
- > Composants de culasse
- > Roulements et moyeux de roue
- > Electrique
- > Soufflets de cardan et de direction
- > Pompes à eau
- > Liquides
- > Bougies incandescentes
- > Fixation de roue
- > Direction et suspension
- > Pièces en métal caoutchouté pour châssis
- > Accessoires d'arbres de cardan
- > Kits de protection
- > Supports de moteur et supports de boîte
- > SWAG-Extra
- > CD SWAG

Tous nos catalogues peuvent être téléchargés sous www.swag.de



Catálogos de SWAG: claros y bien estructurados para que le resulten cómodos.

En nuestros catálogos encontrará todo aquello que necesite. Están bien estructurados, redactados con gran precisión y complementados por numerosas imágenes.

Solicite nuestros catálogos y nuestro CD.

- > Control del motor
- > Componentes de culata
- > Cojinetes de ruedas y bujes
- > Sistema eléctrico
- > Manguitos guardapolvo y de dirección
- > Bombas de agua
- > Fluidos y líquidos
- > Bujías de precalentamiento
- > Elementos de sujeción de las ruedas
- > Dirección y suspensión
- > Piezas de caucho-metal para chásis
- > Accesorios para los árboles de cardán
- > Kits de protección
- > Soportes de motor y soportes de cambios
- > SWAG Extra
- > CD-Rom de SWAG

Para descargar catálogos como archivo PDF ir a www.swag.de



Каталоги SWAG: Ясно и наглядно структурированы для Вас.

В наших каталогах Вы найдете все, что Вам необходимо. Структурированные, точные описания с многочисленными иллюстрациями.

Спрашивайте наши каталоги и компакт- диски.

- > механизм газораспределения
- > компоненты головок цилиндров
- > подшипники и ступицы колес
- > электрооборудование
- > осевые манжеты и манжеты рулевого управления
- > водяные насосы
- > жидкости
- > Свечи накалывания
- > крепления колес
- > рулевое управление и подвеска
- > резина - металлические детали ходовой части
- > комплектующие карданных валов
- > средства защиты
- > подвеска мотора и коробки передач
- > дополнительные части SWAG
- > SWAG CD-Rom

Все каталоги можно скачать в формате PDF на сайте www.swag.de

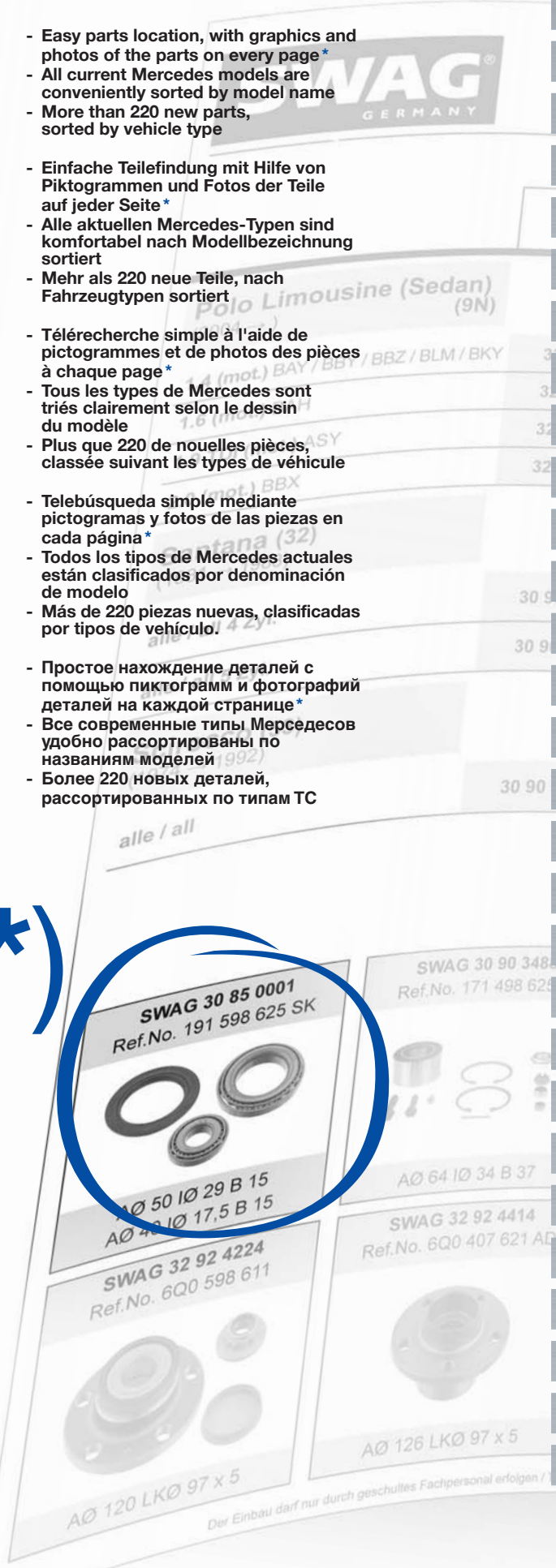


Advantages of this Catalogue

- Easy parts location, with graphics and photos of the parts on every page*
- All current Mercedes models are conveniently sorted by model name
- More than 220 new parts, sorted by vehicle type
- Einfache Teilefindung mit Hilfe von Piktogrammen und Fotos der Teile auf jeder Seite*
- Alle aktuellen Mercedes-Typen sind komfortabel nach Modellbezeichnung sortiert
- Mehr als 220 neue Teile, nach Fahrzeugtypen sortiert
- Télérecherche simple à l'aide de pictogrammes et de photos des pièces à chaque page*
- Tous les types de Mercedes sont très clairement selon le dessin du modèle
- Plus que 220 de nouvelles pièces, classée suivant les types de véhicule
- Telebúsqueda simple mediante pictogramas y fotos de las piezas en cada página*
- Todos los tipos de Mercedes actuales están clasificados por denominación de modelo
- Más de 220 piezas nuevas, clasificadas por tipos de vehículo
- Простое нахождение деталей с помощью пиктограмм и фотографий деталей на каждой странице*
- Все современные типы Мерседесов удобно рассортированы по названиям моделей
- Более 220 новых деталей, рассортированных по типам ТС



| | | |
|---------------------|------|---------|
| Alfa Romeo | Page | 001 |
| Audi | Page | 002-018 |
| BMW | Page | 019-034 |
| Citroën | Page | 035-041 |
| Chevrolet | Page | 042 |
| Dacia | Page | 043 |
| Fiat | Page | 044-057 |
| Ford | Page | 058-076 |
| Hyundai | Page | 077-079 |
| Kia | Page | 080 |
| Lancia | Page | 081-083 |
| Lexus | Page | 084-085 |
| Mazda | Page | 086 |
| Mercedes Benz | Page | 087-124 |
| Mini | Page | 125 |
| Nissan | Page | 126-127 |
| Opel | Page | 128-148 |
| Peugeot | Page | 149-158 |
| Renault | Page | 159-177 |
| Saab | Page | 178 |
| Seat | Page | 179-184 |
| Škoda | Page | 185-187 |
| Smart | Page | 188 |
| Suzuki | Page | 189 |
| Toyota | Page | 190-197 |
| Vauxhall | Page | 198-218 |
| Volkswagen | Page | 219-242 |
| Volvo | Page | 243-248 |
| ref. no. > SWAG no. | Page | 249-262 |
| SWAG no. > ref. no. | Page | 263-277 |



Graphical Part Search

We show you all the parts as they are installed in the vehicle. SWAG does not use outline drawings, but photographs of the parts. You know the installation location and will find the appropriate SWAG part – guaranteed. This guarantee applies to all common vehicle types.

Please refer to the wheel suspension (Fig. 1) and steering (Fig. 2) sections for the graphical display of installation situations which are identified by the word “graphics” in brackets after the assembly.

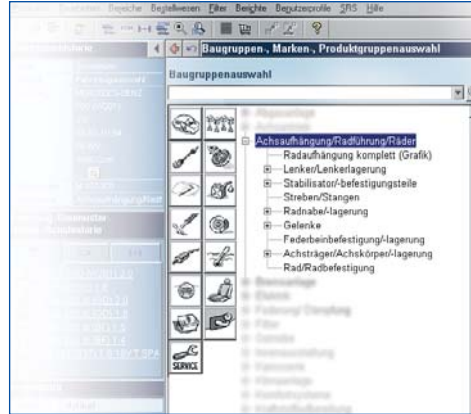


Fig. 1/Abb. 1

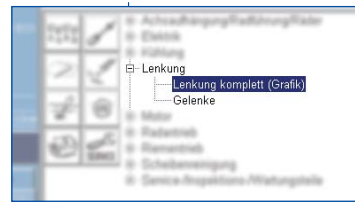


Fig. 2/Abb. 2

If you click one of the parts (Fig. 3, 3a) you will instantly receive information about the item number and type of the spare part.

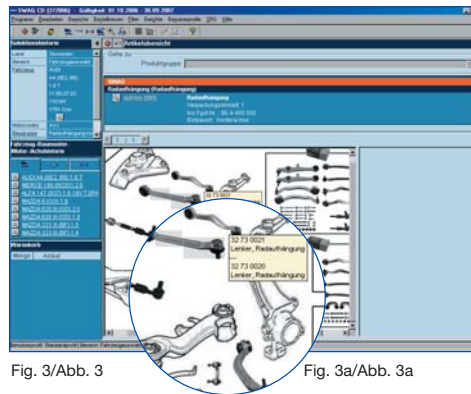


Fig. 3/Abb. 3

Fig. 3a/Abb. 3a

Klicken Sie mit der Maus auf eines der Teile (Abb. 3, 3a), erhalten Sie direkt eine Information über Artikelnummer und Art des Ersatzteils.

Complete repair and add-on kits are identified by the joint illustration with the SWAG box (Fig. 4a).

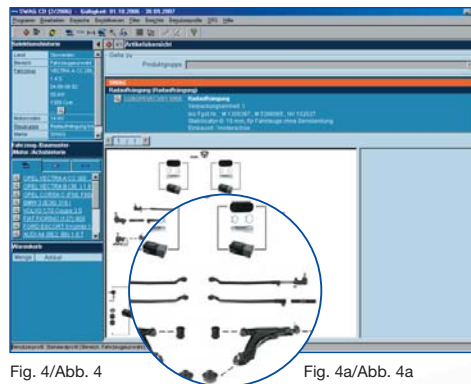


Fig. 4/Abb. 4

Fig. 4a/Abb. 4a

Komplette Reparatur- und Anbau-Sätze werden durch die gemeinsame Abbildung mit dem SWAG-Karton (Abb. 4a) gekennzeichnet.





passend für / to fit

Alfa Romeo

| | |
|-----|-----|
| 145 | 001 |
| 146 | 001 |
| 156 | 001 |

passend für / to fit

Audi

| | |
|-----------------------|----------|
| 50 | 002 |
| 80 / Avant / Quattro | 002-005 |
| 90 / Quattro | 003, 004 |
| 100 / Avant / Quattro | 006, 007 |
| 200 | 008 |
| A 2 | 009 |
| A 3 / S3 / Quattro | 009, 010 |
| A 3 Cabrio | 010 |
| A 4 / Avant / Quattro | 011, 012 |
| A 6 / Avant / Quattro | 012, 013 |
| A 8 | 014 |
| Cabrio | 014 |
| Coupe Quattro | 015-017 |
| TT / Coupe / Quattro | 018 |

passend für / to fit

BMW

| | |
|--------------------|-----|
| 1502 - 2002 | 019 |
| 1xx (E81/82/87/88) | 019 |
| 3xx (E21) | 019 |
| 3xx (E30) | 020 |
| 3xx (E36) | 021 |
| 3xx (E46) | 022 |
| 3xx (E90) | 023 |
| 3xx Coupe (E92) | 024 |
| 3xx Touring (E91) | 025 |
| 5xx (E28) | 025 |
| 5xx (E34) | 026 |
| 5xx (E39) | 027 |
| 5xx (E60) | 028 |
| 5xx Touring (E61) | 028 |
| 6xx (E63) | 029 |
| 6xx (E64) | 029 |



| | |
|--------------|-----|
| 7xx (E32) | 029 |
| 7xx (E38) | 030 |
| 7xx (E65) | 030 |
| 7xx (E66) | 030 |
| 8xx (E31) | 031 |
| X 3 (E83) | 031 |
| X 5 I (E53) | 032 |
| X 5 II (E70) | 032 |
| X 6 (E71) | 032 |
| Z1 | 033 |
| Z3 | 033 |
| Z4 (E85) | 034 |
| Z8 (E52) | 034 |

passend für / to fit

CITROEN

| | |
|-----------------|----------|
| AX | 035 |
| Berlingo | 035 |
| Berlingo III | 035 |
| C 2 | 036 |
| C 3 / Pluriel | 036 |
| C 4 / Picasso | 036, 037 |
| C 5 | 037 |
| C 5 II | 037 |
| C 8 | 037 |
| C 15 | 037 |
| C 25 | 037 |
| Evasion | 038 |
| Jumper | 038 |
| Jumper II | 038 |
| Jumpy | 039 |
| Saxo | 039 |
| Xantia | 040 |
| Xsara / Picasso | 041 |
| ZX | 041 |

passend für / to fit

CHEVROLET

| | |
|--------|-----|
| Espero | 042 |
| Lanos | 042 |
| Nexia | 042 |



passend für / to fit

CHEVROLET

| | |
|--------|-----|
| Nubria | 042 |
|--------|-----|

passend für / to fit

DACIA

| | |
|-------|-----|
| Logan | 043 |
|-------|-----|

| | |
|---------|-----|
| Sandero | 043 |
|---------|-----|

passend für / to fit

Fiat

| | |
|-----------|-----|
| Barchetta | 044 |
|-----------|-----|

| | |
|-------|-----|
| Brava | 045 |
|-------|-----|

| | |
|-------|-----|
| Bravo | 045 |
|-------|-----|

| | |
|-----------|-----|
| Cinquento | 046 |
|-----------|-----|

| | |
|-------|-----|
| Coupé | 046 |
|-------|-----|

| | |
|-------|-----|
| Croma | 046 |
|-------|-----|

| | |
|--------------|-----|
| Ducato 1 / 2 | 047 |
|--------------|-----|

| | |
|--------------|-----|
| Grande Punto | 048 |
|--------------|-----|

| | |
|------|-----|
| Idea | 048 |
|------|-----|

| | |
|-------|-----|
| Marea | 049 |
|-------|-----|

| | |
|----------|-----|
| Multipla | 049 |
|----------|-----|

| | |
|-------|-----|
| Palio | 050 |
|-------|-----|

| | |
|-------------|-----|
| Panda 1 / 2 | 050 |
|-------------|-----|

| | |
|---------|-----|
| Punto 1 | 051 |
|---------|-----|

| | |
|---------|-----|
| Punto 2 | 052 |
|---------|-----|

| | |
|-------|-----|
| Scudo | 053 |
|-------|-----|

| | |
|----------|-----|
| Seicento | 053 |
|----------|-----|

| | |
|--------|----------|
| Strada | 053, 054 |
|--------|----------|

| | |
|-------|-----|
| Stilo | 054 |
|-------|-----|

| | |
|---------|-----|
| Talento | 054 |
|---------|-----|

| | |
|--------|-----|
| Tempra | 055 |
|--------|-----|

| | |
|------|-----|
| Tipo | 056 |
|------|-----|

| | |
|----------|-----|
| Ulysse I | 057 |
|----------|-----|

| | |
|-----------|-----|
| Ulysse II | 057 |
|-----------|-----|

| | |
|-----|-----|
| Uno | 057 |
|-----|-----|

| | |
|-----|-----|
| 500 | 057 |
|-----|-----|

passend für / to fit

FORD

| | |
|----------|-----|
| Capri 73 | 058 |
|----------|-----|

| | |
|----------|-----|
| Capri 75 | 058 |
|----------|-----|



| | |
|-----------|-----|
| Consul 72 | 058 |
|-----------|-----|

| | |
|-----------|-----|
| Cougar 98 | 058 |
|-----------|-----|

| | |
|-----------|-----|
| Escort 81 | 058 |
|-----------|-----|

| | |
|-----------|-----|
| Escort 86 | 059 |
|-----------|-----|

| | |
|-----------|----------|
| Escort 91 | 060, 061 |
|-----------|----------|

| | |
|-----------|-----|
| Escort 95 | 062 |
|-----------|-----|

| | |
|-----------|-----|
| Fiesta 76 | 063 |
|-----------|-----|

| | |
|-----------|-----|
| Fiesta 84 | 063 |
|-----------|-----|

| | |
|-----------|-----|
| Fiesta 87 | 063 |
|-----------|-----|

| | |
|-----------|-----|
| Fiesta 89 | 064 |
|-----------|-----|

| | |
|-----------|-----|
| Fiesta 96 | 064 |
|-----------|-----|

| | |
|-----------|-----|
| Fiesta 02 | 065 |
|-----------|-----|

| | |
|----------|-----|
| Focus 99 | 065 |
|----------|-----|

| | |
|----------|-----|
| Focus 04 | 065 |
|----------|-----|

| | |
|----------------|-----|
| Focus C-Max 03 | 065 |
|----------------|-----|

| | |
|--------|-----|
| Fusion | 066 |
|--------|-----|

| | |
|-----------|-----|
| Galaxy 95 | 066 |
|-----------|-----|

| | |
|-----------|-----|
| Galaxy 00 | 066 |
|-----------|-----|

| | |
|------------|-----|
| Granada 72 | 066 |
|------------|-----|

| | |
|------------|-----|
| Granada 76 | 066 |
|------------|-----|

| | |
|------------|-----|
| Granada 78 | 067 |
|------------|-----|

| | |
|------------|-----|
| Granada 82 | 067 |
|------------|-----|

| | |
|---------|-----|
| Granada | 067 |
|---------|-----|

| | |
|-------|-----|
| KA 97 | 068 |
|-------|-----|

| | |
|-----------|-----|
| Mondeo 93 | 068 |
|-----------|-----|

| | |
|-----------|-----|
| Mondeo 97 | 068 |
|-----------|-----|

| | |
|-----------|-----|
| Mondeo 01 | 069 |
|-----------|-----|

| | |
|----------|-----|
| Orion 83 | 069 |
|----------|-----|

| | |
|----------|-----|
| Orion 91 | 070 |
|----------|-----|

| | |
|---------|-----|
| Puma 97 | 071 |
|---------|-----|

| | |
|------------|-----|
| Scorpio 85 | 071 |
|------------|-----|

| | |
|------------|-----|
| Scorpio 97 | 071 |
|------------|-----|

| | |
|-----------|-----|
| Sierra 83 | 072 |
|-----------|-----|

| | |
|-----------|-----|
| Sierra 87 | 073 |
|-----------|-----|

| | |
|--------------|-----|
| Street KA 03 | 074 |
|--------------|-----|

| | |
|------------|-----|
| Transit 71 | 074 |
|------------|-----|

| | |
|------------|-----|
| Transit 76 | 074 |
|------------|-----|

| | |
|------------|-----|
| Transit 78 | 074 |
|------------|-----|

| | |
|------------|-----|
| Transit 82 | 074 |
|------------|-----|



passend für / to fit

FORD

| | |
|------------|-----|
| Transit 84 | 074 |
| Transit 86 | 074 |
| Transit 92 | 075 |
| Transit 95 | 075 |
| Transit 00 | 076 |
| Transit 06 | 076 |

passend für / to fit

HYUNDAI

| | |
|---------------|-----|
| Accent I / II | 077 |
| Accent III | 077 |
| Atos | 077 |
| Coupe | 077 |
| Elantra | 078 |
| Excel | 078 |
| Lantra I / II | 078 |
| Pony | 078 |
| S-Coupe | 079 |
| Sonata IV | 079 |
| Sonata V | 079 |

passend für / to fit

KIA

| | |
|----------|-----|
| Magentis | 080 |
| Optima | 080 |

passend für / to fit

LANCIA

| | |
|---------|-----|
| Dedra | 081 |
| Delta 2 | 081 |
| Lybra | 081 |
| Musa | 082 |
| Phedra | 082 |
| Y | 082 |
| Y 10 | 083 |
| Ypsilon | 083 |
| Ypsilon | 083 |
| Zeta | 083 |



passend für / to fit

LEXUS

| | |
|-------|-----|
| V21 | 084 |
| V10 | 084 |
| V20 | 084 |
| V30 | 084 |
| MCU10 | 085 |
| MCU15 | 085 |

passend für / to fit

MAZDA

| | |
|----------|-----|
| 121 (JA) | 086 |
|----------|-----|

passend für / to fit

MERCEDES BENZ

| | |
|---------------------|----------|
| BM 110 (Heckflosse) | 087 |
| BM 111 (Heckflosse) | 087 |
| BM 114 („/8“) | 087 |
| BM 115 („/8“) | 087 |
| BM 123 | 088 |
| BM 124 | 089-092 |
| 190xx (BM 201) | 093, 094 |
| A-Klasse (BM 168) | 095 |
| A-Klasse (BM 169) | 095 |
| B-Klasse (BM 245) | 095 |
| C-Klasse (BM 202) | 096 |
| C-Klasse (BM 203) | 097, 098 |
| C-Klasse (BM 204) | 098, 099 |
| CL (BM 215) | 099 |
| CL (BM 216) | 099 |
| CLK (BM 208) | 100 |
| CLK (BM 209) | 100, 101 |
| CLS (BM 219) | 102 |
| E-Klasse (BM 210) | 103-107 |
| E-Klasse (BM 211) | 108-110 |
| G-Klasse (BM 460) | 111 |
| G-Klasse (BM 461) | 111 |
| G-Klasse (BM 463) | 111 |
| M-Klasse (BM 163) | 112 |
| MB 100 (BM 631) | 112 |
| S-Klasse (BM 108) | 113 |



passend für / to fit

MERCEDES BENZ

| | |
|-------------------------|-----|
| S-Klasse (BM 109) | 113 |
| S-Klasse (BM 116) | 113 |
| S-Klasse (BM 126) | 114 |
| S-Klasse (BM 140) | 115 |
| S-Klasse (BM 220) | 116 |
| S-Klasse (BM 221) | 117 |
| SL (BM 113) | 118 |
| SL (BM 107) | 118 |
| SL (BM 129) | 119 |
| SL (BM 230) | 119 |
| SLK (BM 170) | 120 |
| SLK (BM 171) | 120 |
| Sprinter (BM 901) | 121 |
| Sprinter (BM 902) | 121 |
| Sprinter (BM 903) | 122 |
| 207 D → 210 D (BM 601) | 123 |
| 307 D → 310 D (BM 602) | 123 |
| 407 D → 510 (BM 611) | 124 |
| 507 D → 510 (BM 667) | 124 |

passend für / to fit

MINI

| | |
|---------|-----|
| MINI II | 125 |
|---------|-----|

passend für / to fit

NISSAN

| | |
|-------------|-----|
| Interstar | 126 |
| Kubistar | 126 |
| Micra | 126 |
| Note | 127 |
| Primastar | 127 |
| Sunny | 127 |
| Sunny Wagon | 127 |

passend für / to fit

Opel

| | |
|----------|-----------|
| Ascona C | 128 |
| Astra F | 129 - 131 |
| Astra G | 132 |
| Astra H | 133 |



| | |
|-----------|----------|
| Calibra | 134 |
| Corsa A | 135 |
| Corsa B | 135 |
| Corsa C | 135, 136 |
| Kadett C | 137 |
| Kadett D | 137 |
| Kadett E | 138 |
| Manta B | 138 |
| Meriva | 139 |
| Movano | 139 |
| Omega A | 139 |
| Omega B | 140 |
| Rekord E | 140 |
| Senator B | 140 |
| Signum | 141 |
| Tigra A | 141 |
| Tigra B | 141 |
| Vectra A | 142, 143 |
| Vectra B | 144, 145 |
| Vectra C | 146 |
| Vivarior | 146 |
| Zafira A | 147 |
| Zafira B | 148 |

passend für / to fit

PEUGEOT

| | |
|-------------------|----------|
| 1007 | 149 |
| 106 | 149 |
| 205 | 150 |
| 206 | 151 |
| 207 | 151 |
| 306 | 152 |
| 307 | 153 |
| 308 | 153 |
| 309 | 154 |
| 405 | 155 |
| 406 | 155 |
| 806 | 155 |
| 807 Expert I / II | 156 |
| Boxer I / II | 156, 157 |



passend für / to fit

PEUGEOT

| | |
|----------------|-----|
| J 5 | 157 |
| Partner I / II | 158 |
| Partner III | 158 |

passend für / to fit

RENAULT

| | |
|--------------------------|----------|
| Avantime | 159 |
| Clio 1 | 159 |
| Clio 2 | 160 |
| Clio 3 | 161 |
| Espace 1 | 162 |
| Espace 3 | 162 |
| Kangoo 1 | 163, 164 |
| Laguna 1 | 164, 165 |
| Laguna 2 | 166 |
| Master 1 | 166 |
| Master 2 | 166 |
| Megane 1 | 167 |
| Megane Classic / Break | 167 |
| Megane Coach / Cabrio | 167 |
| Megane 1 Scenic | 168 |
| Megane 2 | 169, 170 |
| Megane 2 Coupe-Cabriolet | 170 |
| Megane 2 Grandtour | 171 |
| Megane 2 Classic | 172 |
| Modus | 173 |
| Rapid | 174 |
| R5 | 174 |
| R9 | 174 |
| R11 | 174 |
| R19 | 175 |
| R19 Cabrio | 175 |
| R21 | 175 |
| Safrane | 175 |
| Scenic 2 | 176 |
| Trafic 1 | 176 |
| Trafic 2 | 176 |
| Twingo 1 | 177 |



| | |
|----------|-----|
| Twingo 2 | 177 |
|----------|-----|

| | |
|-----------|-----|
| Vel Satis | 177 |
|-----------|-----|

passend für / to fit

SAAB

| | |
|--------|-----|
| 900 I | 178 |
| 900 II | 178 |
| 9-3 I | 178 |
| 9-3 II | 178 |
| 9-5 | 178 |

passend für / to fit

SEAT

| | |
|---------------|----------|
| Alhambra | 179 |
| Altea | 179 |
| Arosa | 179 |
| Cordoba | 180 |
| Ibiza | 180, 181 |
| Inca | 181 |
| Leon | 181, 182 |
| Malaga | 182 |
| Ronda | 182 |
| Toledo I / II | 183 |
| Toledo III | 184 |

passend für / to fit

SKODA

| | |
|---------|-----|
| Fabia | 185 |
| Octavia | 186 |
| Superb | 187 |

passend für / to fit

SMART

| | |
|-------|-----|
| Smart | 188 |
|-------|-----|

passend für / to fit

SUZUKI

| | |
|-----------|-----|
| Swift III | 189 |
| SX4 | 189 |

passend für / to fit

TOYOTA

| | |
|---------|----------|
| Avalon | 190 |
| Avensis | 190 |
| Camry | 190, 191 |



passend für / to fit

TOYOTA

| | |
|--------------|----------|
| Carina 2 | 192 |
| Carina E | 192 |
| Celica | 192, 193 |
| Corolla | 193, 194 |
| Corona | 195 |
| Dyna 100 | 195 |
| Hiace | 195 |
| Hilux | 195 |
| Echo Verso | 195 |
| MR2 | 196 |
| Paseo | 196 |
| RAV 4 | 196 |
| Scion | 196 |
| Solara | 197 |
| Soluna | 197 |
| Stralet | 197 |
| Yaris | 197 |

passend für / to fit

VAUXHALL

| | |
|-------------------------|----------|
| Astra | 198 |
| Astra Mk II | 198 |
| Astra Mk III | 199-201 |
| Astra Mk IV | 202 |
| Astra Mk V | 203 |
| Calibra | 204 |
| Carlton | 205 |
| Kadett C Chevette | 206 |
| Ascona C Cavalier MK II | 206 |
| Vectra A Cavalier III | 207, 208 |
| Corsa | 209 |
| Corsa Mk II | 209, 210 |
| Corsa MK III | 210 |
| Meriva | 211 |
| Movano | 211 |
| Nova | 212 |
| Omega | 212 |



| | |
|--------------|----------|
| Senator | 212 |
| Signum | 213 |
| Tigra | 213 |
| Tigra B | 213 |
| Vectra | 214, 215 |
| Vectra Mk II | 216 |
| Vivario | 216 |
| Zafira | 217 |
| Zafira Mk II | 218 |

passend für / to fit

VOLKSWAGEN

| | |
|---------------|----------|
| Bora | 219 |
| Caddy I | 219 |
| Caddy II | 219 |
| Caddy III | 220 |
| Corrado | 221 |
| Derby 1 | 221 |
| Derby 2 | 221 |
| Eos | 222 |
| Fox | 222 |
| Golf 1 | 222 |
| Golf 1 Cabrio | 223 |
| Golf 2 | 223 |
| Golf 3 | 224 |
| Golf 4 | 225 |
| Golf 5 / Plus | 226 |
| Jetta 1 | 227 |
| Jetta 2 | 227 |
| Jetta 3 | 228 |
| Lupo | 228 |
| LT | 229 |
| New Beetle | 230 |
| Passat 1 | 231 |
| Passat 2 | 231 |
| Passat 3 | 232, 233 |
| Passat 4 | 234-238 |
| Passat 5 | 239 |
| Polo 1 | 239 |
| Polo 2 | 239 |
| Polo 3 | 239 |

english

deutsch

français

español

русский

Searching for a part using the
Reference number:

Sie suchen ein Teil über die
Referenznummer:

Vous recherchez une pièce
à l'aide de la référence :

Si busca usted una pieza
conforme al
número de referencia:

Вы ищите деталь по
оригинальному номеру:

Ref. - No.



Ref. - No.



Ref. - No.



passend für / to fit

AUDI

| | | |
|---------------|-------------------|-------------------------|
| 893 498 625 B | 30 90 3625 | 003, 004, 005, 016, 017 |
| 893 498 625 C | 30 91 7550 | 003, 005, 014, 016, 017 |
| 893 498 625 D | 30 90 3625 | 003, 004, 005, 016, 017 |
| 893 498 625 E | 30 91 7550 | 003, 005, 014, 016, 017 |
| 8A0 498 625 | 30 91 7534 | 003, 004, 014, 016 |
| 8D0 498 625 | 32 92 4366 | 011, 013 |
| 8D0 498 625 A | 32 92 7363 | 011, 012, 014 |

| | | |
|---------------|-------------------|---------------|
| 8L0 498 625 | 32 92 3370 | 009, 018 |
| 4A0 407 615 B | 32 91 8344 | 013 |
| 4A0 407 615 D | 32 91 8344 | 013 |
| 4A0 407 615 F | 32 91 8344 | 013 |
| 4A0 407 615 G | 32 91 8344 | 013 |
| 1J0 501 477 A | 99 90 9521 | 009 |
| 1J0 598 477 | 32 92 4236 | 009, 018 |
| 1K0 598 611 | 32 92 6380 | 010 |
| 1T0 598 611 | 32 92 3320 | 010 |
| 1T0 598 611 B | 32 92 3320 | 010 |
| 6Q0 598 611 | 32 92 4224 | 009 |
| 191 598 625 | 99 90 3674 | 002, 003, 015 |

You find the following reference lists on **page 247** following:

Reference no. → SWAG no.

The list is sorted alphabetically by vehicle type.

The sorting of the reference numbers corresponds to the sorting sequence used by the manufacturer.

SWAG-no. → Reference-no.

This list is sorted by SWAG no. in ascending order.

You will also find details of the page on which the part is illustrated.

Ab **Seite 247** finden Sie folgende Referenz-Listen:

Referenz-Nr. → SWAG-Nr.

Die Liste ist nach Fahrzeugtypen alphabetisch aufsteigend sortiert.

Die Sortierung der Referenznummern entspricht der Sortierreihenfolge der Fahrzeughersteller.

SWAG-Nr. → Referenz-Nr.

Diese Liste ist nach SWAG-Nr. aufsteigend sortiert.

Zusätzlich finden Sie Seitenangaben, auf denen die Teile abgebildet sind.

A partir de la **page 247** vous trouverez la liste des références suivantes :

Référence → N° SWAG

La liste est classée alphabétiquement de A à Z suivant les types de véhicule.

Le classement des références correspond à l'ordre de classement du constructeur de véhicules.

N° SWAG → Référence

Cette liste est classée par N° SWAG croissants

En outre, vous trouvez les indications des pages sur lesquelles la pièce est représentée.

Sabe usted cuál es el tipo de vehículo y tiene un número de referencia del fabricante del vehículo:

A partir de la **página 247** encontrará una lista de referencias

Núm. de referencia → Núm. SWAG

La lista está clasificada en orden alfabético ascendente, conforme a los tipos de vehículo.

La clasificación de los números de referencia corresponden al orden de clasificación de los fabricantes de vehículos.

Adicionalmente se incluyen los números de las páginas en las cuales está ilustrada la pieza.

Начиная со **страницы 247** вы найдёте перечень оригинальных номеров

оригинальный N° SWAG → N°

Марки автомобилей представлены в алфавитном порядке.

Оригинальные номера расположены в соответствии с порядком, указанным производителем автомобилей.

SWAG → N° оригинальный N°

Сортировка SWAG N° в этом перечне идет по возрастающей.

дополнительную информацию вы можете получить на странице, где находится

english

Searching for a part using
vehicle data:

Please scroll through the upper
outer corners of the catalogue
pages. In this way, you will
quickly find the following infor-
mation:

1. **Vehicle type**
(alphabetically sorted)
2. **Model**
(alphabetically sorted)
3. **Model year**
4. **Version**
(please find the
corresponding applications,
for example: with / without
ABS in this column)

These four criteria are used
to sort the main section of the
catalogue.

The following details will help
you in the parts search:

5. **Photo with SWAG no.**

Reference number

Dimensions



passend für / to fit
VOLKSWAGEN 1



2
3 **Passat 4 / 4-motion (3B)**
(1998 → 2001)

| | | | | |
|--|--------------------------|------------|--------------|--------------|
| 1.6 (ex.) (mot.) ALZ | 32 92 4366 | 30 92 4947 | - | - |
| 1.6 (mot.) ALZ | - | 30 92 4947 | - | - |
| 1.8 (ex.) (mot.) AWM | 99 90 5222 32 92 4366 | 30 92 4947 | - | - |
| 1.8 (mot.) AWM | 99 90 5913 | - | - | - |
| 1.9 TDI (ex.) (mot.) AFN / AJM / ATJ / AVF / AWX | 99 90 5222 32 92 4366 | 30 92 4947 | - | - |
| 1.9 TDI (mot.) AFN | 99 90 5913 | 32 91 8344 | - | - |
| 1.9 TDI (mot.) AVF / AWX | 99 90 5913 | - | 30 92 4947 ① | 32 92 6376 ② |
| 1.9 TDI (mot.) AJM / ATJ | (ch.) → 3-B-Y-390000 | - | 30 92 4947 ① | 32 92 6376 ② |
| | (ch.) 3B-WE113561 → | - | 32 91 8344 | 30 92 4947 ① |



① **Bremsscheiben Ø / brake disc Ø**
245 x 10 15" / 256 x 22 16"
PR-1KD / 1KF / 1KE
2001 → 2002
→ 2000 alle / all / 2003 → 6Zyl.

② **4-motion**
2003 →

5



deutsch

Sie suchen ein Teil an Hand von **Fahrzeugdaten**:

Bitte blättern Sie die obere, äußere Ecke des Kataloges durch. Sie finden auf diese Weise sehr schnell:

1. Fahrzeugtyp
(alphabetisch aufsteigend sortiert)

2. Modell
(alphabetisch aufsteigend sortiert)

3. Modelljahr

4. Variante
(In dieser Spalte finden Sie die entsprechenden Abgrenzungen zB. mit ABS und ohne ABS)

Diese vier Kriterien sortieren den Hauptteil des Kataloges.

Bei der Teilefindung helfen Ihnen die folgende Angaben:

5. Foto mit SWAG-Nr.

Referenznummer

Abmessungen

france

Vous recherchez une pièce à l'aide des **données de véhicule**:

Veillez feuilleter le coin supérieur, extérieur du catalogue. Cela vous permettra de trouver très rapidement :

1. Type de véhicule
(classement alphabétique, de A à Z)

2. Modèle
(classement alphabétique, de A à Z)

3. Année-modèle

4. Modèles
(Sur cette colonne veuillez trouver les limitations correspondantes par exemple avec ABS ou sans ABS)

Ces quatre critères classent la partie principale du catalogue.

Les détails suivantes vous aident dans la recherche :

5. Photo avec le n° .

N° SWAG

Référence

Dimensions

espanol

Busca usted una pieza basándose en los **datos del vehículo**:

Sírvase hojear en la esquina superior externa del catálogo. Así encontrará muy rápidamente los datos siguientes:

1. años de construcción
(clasificado en orden alfabético ascendente)

2. modelo
(clasificado en orden alfabético ascendente)

3. año del modelo

4. Variantes

La parte principal del catálogo está clasificada conforme a estos cuatro criterios

Para la búsqueda de piezas le serán útiles los siguientes datos:

5. Foto con n° de SWAG

número de referencia

Dimensiones

русский

Вы ищите деталь по данным автомобиля:

Пожалуйста, пролистайте верхний внешний угол каталога. Так Вы быстро найдете:

1. марка автомобиля
(расположение в алфавитном порядке по возрастанию)

2. модель
(расположение в алфавитном порядке по возрастанию)

3. год выпуска

4. вариант
(в данной колонке Вы найдете уточнения, например, с ABS или без ABS)

Основная часть каталога распределена в соответствии с этими 4 критериям.

Для поиска детали Вам помогут следующие данные:

5. фотография со SWAG-номером

оригинальный номер

размеры



145 / 146

(1994 → 1996)

| | | | | | |
|----------------------------|-----------|---|---|---|------------|
| 1.3 / 1.6 / 1.7 / 1.9 D | ABS | - | - | - | 70 91 2117 |
| | (ex.) ABS | - | - | - | 70 91 2116 |
| 2.0 | ABS | - | - | - | 70 91 2118 |

145 / 146

(1997 → 2001)

| | | | | | |
|---|-----------|--------------|---|---|------------|
| alle / all | ABS | - | - | - | 70 91 2118 |
| 1.4 TS 16 V 1999 → 2000 1.6 TS 16 V (mot.) AR67601/AR32102 1.8 TS 16 V 2.0 TS 16 V | | 70 92 8142 ① | - | - | - |
| alle / all → 10/98 | (ex.) ABS | - | - | - | 70 91 2116 |

156

(1997 →)

| | | | | | |
|------------|--|---|---|---|------------|
| alle / all | | - | - | - | 74 91 9114 |
|------------|--|---|---|---|------------|



① ABS / 1999 → 2000

SWAG 70 91 2116
Ref.No. 464 538 87



AØ 118 IØ 30 B 60,5

SWAG 70 91 2117
Ref.No. 608 114 81



AØ 118 IØ 30 B 60,5

SWAG 70 91 2118
Ref.No. 077 699 02



AØ 116 IØ 30 B 63

SWAG 70 92 8142
Ref.No. 717 144 57

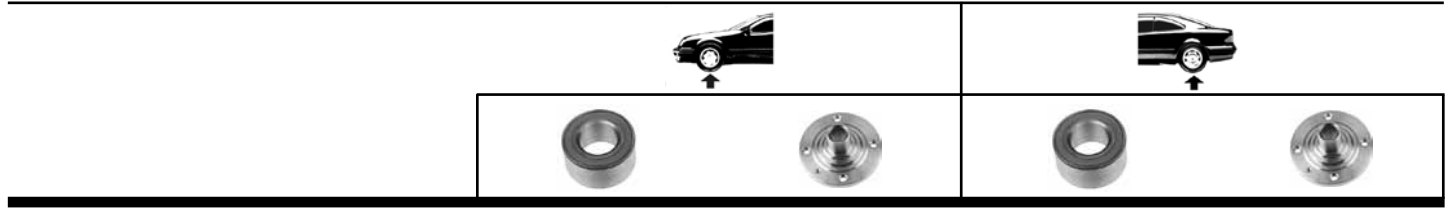


AØ 37 IØ 72 B 37

SWAG 74 91 9114
Ref.No. 606 520 14



5 x 94



| | | | | | |
|---------------------------------|------------|-------------------|-------------------|--|---|
| 50 (86) (1975 → 1978) | | | | | |
| alle / all | ABS | 30 90 3624 | 32 90 1424 | 99 90 3674 30 85 0001 | - |

| | | | | | |
|---|------------|-------------------|-------------------|--|---|
| 80 (82 / 83 / 84) (1973 → 1978) | | | | | |
| alle / all | ABS | 30 90 3620 | 32 90 2231 | 99 90 3674 30 85 0001 | - |

| | | | | | |
|---------------------------------|--|-------------------|-------------------|--|---|
| 80 (81) (1979 → 1987) | | | | | |
| alle / all | | 30 90 3620 | 32 90 2231 | 99 90 3674 30 85 0001 | - |

SWAG 30 85 0001
Ref.No. 191 598 625 SK

AØ 50 IØ 29 B 15
AØ 40 IØ 17,5 B 15

SWAG 30 90 3620
Ref.No. 321 498 625 E

AØ 68 IØ 39 B 37

SWAG 30 90 3624
Ref.No. 871 498 625 A

AØ 62 IØ 34 B 37

SWAG 32 90 1424
Ref.No. 861 407 615 A

AØ 34 LKØ 100 x 4

SWAG 32 90 2231
Ref.No. 823 407 615 A

AØ 39 LKØ 100 x 4

SWAG 99 90 3674
Ref.No. 191 598 625

AØ 50 IØ 29 B 15
AØ 40 IØ 17,5 B 15



80 / 90 (89 / 8A)

(1988 → 1991)

(ch.) → 89-J 371 598

30 90 3620

99 90 8949

99 90 3674
30 85 0001

-

(ch.) 89-J 371 599 →

30 90 3625

32 90 3617

99 90 3674

-

80 / Avant (8C)

(1992 → 1996)

(ex.) 6 Zyl (ch.) → 8C-P 244 839.

30 90 3625

32 91 7756

30 85 0008

-

(ex.) 6 Zyl (ch.) 8C-P 244 840 →

30 91 7534

32 91 7756

30 85 0008

-

6 Zyl (ch.) 8C-P 244 840 →

30 91 7550

-

30 85 0008

-

SWAG 30 85 0001

Ref.No. 191 598 625 SK



AØ 50 IØ 29 B 15
AØ 40 IØ 17,5 B 15

SWAG 30 85 0008

Ref.No. 4A0 598 625 A



AØ 50 IØ 29 B 16
AØ 45 IØ 19 B 15

SWAG 30 90 3620

Ref.No. 321 498 625 E



AØ 68 IØ 39 B 37

SWAG 30 90 3625

Ref.No. 893 498 625 D



AØ 75 IØ 39 B 37

SWAG 30 91 7534

Ref.No. 8A0 498 625



AØ 75 IØ 39 B 37

SWAG 30 91 7550

Ref.No. 893 498 625 E



AØ 82 IØ 45 B 37

SWAG 32 90 3617

Ref.No. 8A0 407 615



AØ 39 LKØ 108 x 4

SWAG 32 91 7756

Ref.No. 8A0 407 615 C



AØ 127 LKØ 108 x 4

SWAG 99 90 3674

Ref.No. 191 598 625



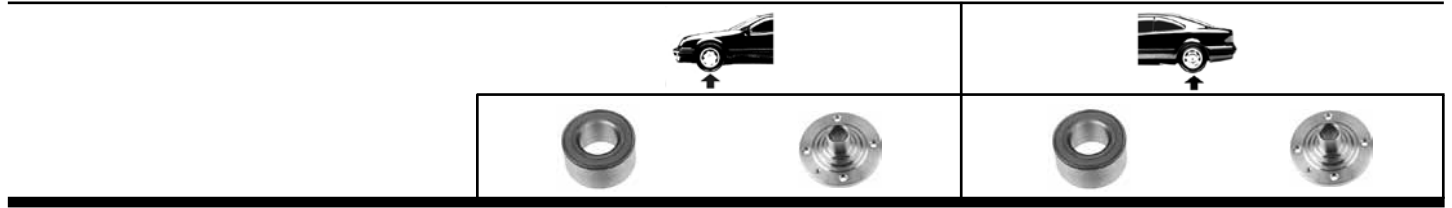
AØ 50 IØ 29 B 15
AØ 40 IØ 17,5 B 15

SWAG 99 90 8949

Ref.No. 893 407 615 A



AØ 128 LKØ 108 x 4



| | | | | |
|--|-------------------|-------------------|-------------------|-------------------|
| 80 / 90 / Quattro (89/8A) (1987 → 1991) | | | | |
| alle / all (ex.) 5 Zyl. (ch.) → 89-J 351 000 (ex.) AC | 30 90 3625 | 32 90 3617 | 30 90 3622 | 32 90 3493 |
| 5 Zyl. (ch.) 89-H 450 000 → 89-J 351 000 AC | 30 91 7534 | 32 90 3617 | 30 90 3622 | 32 90 3493 |
| (ch.) 89-J 351 001 → | 30 91 7534 | 32 90 3617 | 30 90 3625 | 32 90 3617 |

SWAG 30 90 3622
Ref.No. 443 498 625

AØ 75 IØ 42 B 37

SWAG 30 90 3625
Ref.No. 893 498 625 D

AØ 75 IØ 39 B 37

SWAG 30 91 7534
Ref.No. 8A0 498 625

AØ 75 IØ 39 B 37

SWAG 32 90 3493
Ref.No. 443 407 615 A













AØ 42 LKØ 108 x 4

SWAG 32 90 3617
Ref.No. 8A0 407 615

AØ 39 LKØ 108 x 4



80 / Avant / Quattro / RS2 (8C) (1992 → 1996)

| | | | | |
|---|--|------------|--|------------|
| Limousine  15 4+5 Zyl. | 30 90 3625 30 91 7550  | 32 91 7756 | 99 90 5222 99 90 5918  | 32 90 3617 |
| Limousine  15 6 Zyl. | 30 90 3625 30 91 7550  | - | 99 90 5222 99 90 5918  | 32 90 3617 |
| Avant  15 4+5 Zyl. | 30 90 3625 30 91 7550  | 32 91 7756 | 99 90 5222 99 90 5918  | - |
| Avant  16 5+6 Zyl. | 30 90 3625 30 91 7550  | - | 99 90 5222 99 90 5918  | - |
| RS2 | 30 91 7550 | - | 99 90 5918 | - |



 Abmessung beachten / Please note dimensions

SWAG 32 90 3617
Ref.No. 8A0 407 615



AØ 39 LKØ 108 x 4

SWAG 32 91 7756
Ref.No. 8A0 407 615 C



AØ 127 LKØ 108 x 4

SWAG 30 90 3625
Ref.No. 893 498 625 D



AØ 75 IØ 39 B 37

SWAG 30 91 7550
Ref.No. 893 498 625 E



AØ 82 IØ 45 B 37

SWAG 99 90 5222
Ref.No. 893 407 625 C




AØ 75 IØ 39 B 37

SWAG 99 90 5918
Ref.No. 4D0 407 625 E



AØ 82 IØ 45 B 37



| | | | | |
|--|------------|------------|------------|---|
| 100 / Avant (43) (1977 → 1982) | | | | |
| alle / all | 30 90 3622 | 32 90 3493 | 30 85 0008 | - |

| | | | | |
|---|------------|------------|------------|---|
| 100 / Avant (44) (1983 → 1991) | | | | |
| (ch.) → 44-G 033 840 ❶ | 30 90 3622 | 32 90 3493 | 30 85 0008 | - |
| (ch.) 44-G 033 841 → 44-J- 200 099 ❶ | 30 90 3623 | 32 90 3493 | 30 85 0008 | - |
| (ch.) 44-J 200 100 → 44-M- 050 000 ❶ (ex.) 3 | 99 90 5913 | 32 90 3493 | 30 85 0008 | - |
| (ch.) 44-J 200 100 → 44-M- 050 000 ❶ (ex.) 3 | 30 90 3623 | 32 90 3493 | 30 85 0008 | - |



❶ (ex.) 5 loch Felge / 5 hole rim

SWAG 30 85 0008
Ref.No. 4A0 598 625 A

AØ 50 IØ 29 B 16
AØ 45 IØ 19 B 15

SWAG 30 90 3622
Ref.No. 443 498 625

AØ 75 IØ 42 B 37

SWAG 30 90 3623
Ref.No. 443 498 625 C

AØ 82 IØ 42 B 37

SWAG 32 90 3493
Ref.No. 443 407 615 A

AØ 42 LKØ 108 x 4

SWAG 99 90 5913
Ref.No. 4A0 498 625

AØ 82 IØ 43 B 37



100 Quattro / Avant (44) (1983 → 1991)

| | | | | |
|---|------------|------------|------------|------------|
| 4 Zyl. (ch.) → 44-G 031 043 | 30 90 3622 | 32 90 3493 | 30 90 3623 | 32 90 3493 |
| 4 Zyl (ch.) 44-G 033 841 → 44-J- 200 099 | 30 90 3623 | 32 90 3493 | 30 90 3623 | 32 90 3493 |
| 4 Zyl. (ch.) 44-J 200 100 → | 99 90 5913 | 32 90 3493 | 30 90 3623 | 32 90 3493 |
| 5 Zyl. (ch.) → 44-G 031 043 | 30 90 3622 | - | 30 90 3623 | - |
| 5 Zyl (ch.) 44-G 033 841 → 44-J- 200 099 | 30 90 3623 | - | 30 90 3623 | - |
| 5 Zyl. (ch.) 44-J 200 100 → | 99 90 5913 | 32 91 8344 | - | 32 91 8344 |

100 / Avant / Quattro (4A) (1991 → 1994)

| | | | | |
|--|------------|------------|------------|---|
| alle / all (ex.) Quattro | 99 90 5913 | 32 91 8344 | 30 85 0008 | - |
| Quattro / Avant Quattro (ex.) 2.2 Turbo | 99 90 5913 | 32 91 8344 | - | - |

SWAG 30 85 0008
Ref.No. 4A0 598 625 A



AØ 50 IØ 29 B 16
AØ 45 IØ 19 B 15

SWAG 30 90 3622
Ref.No. 443 498 625



AØ 75 IØ 42 B 37

SWAG 30 90 3623
Ref.No. 443 498 625 C



AØ 82 IØ 42 B 37

SWAG 32 90 3493
Ref.No. 443 407 615 A



AØ 42 LKØ 108 x 4

SWAG 32 91 8344
Ref.No.4A0 407 615 G

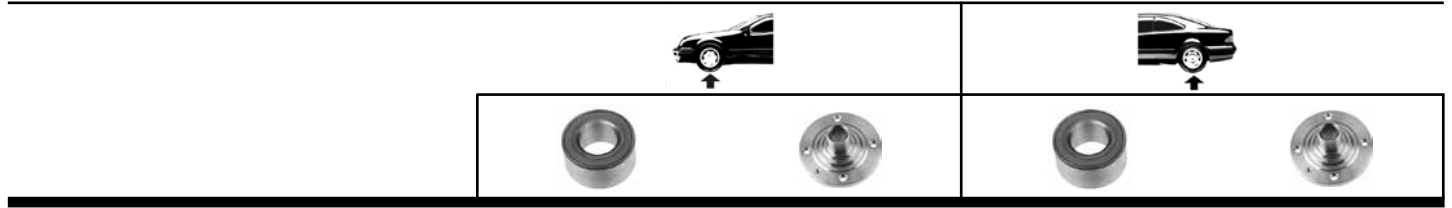


AØ 130 LKØ 112 x 5

SWAG 99 90 5913
Ref.No. 4A0 498 625



AØ 82 IØ 43 B 37



| | | | | |
|-------------------------------------|-------------------|---|-------------------|---|
| 200 (43/44) (1980 → 1991) | | | | |
| (ch.) → 44-G 031 043 | 30 90 3622 | - | 30 85 0008 | - |
| (ch.) 44-G 031 044 → 44-J-200 099 | 30 90 3623 | - | 30 85 0008 | - |
| (ch.) → 44-G 031 043 | 99 90 5913 | - | 30 85 0008 | - |
| (ch.) → 44-G 031 043 | 30 90 3623 | - | 30 85 0008 | - |

| | | | | |
|--|-------------------|-------------------|-------------------|-------------------|
| 200 (43/44) (1980 → 1991) | | | | |
| (ch.) → 44-G 031 043 | 30 90 3622 | - | 30 90 3623 | - |
| (ch.) 44-G 001 001 → 44-J-200 099 | 30 90 3623 | - | 30 90 3623 | - |
| (ch.) → 44-J 200 100 (ex.) (mot.) 3B 2.2 20V Turbo | 99 90 5913 | 32 91 8344 | - | 32 91 8344 |
| (ch.) → 44-J 200 100 (mot.) 3B 2.2 20V Turbo | 99 90 5913 | - | - | 32 91 8344 |

SWAG 30 85 0008
Ref.No. 4A0 598 625 A

AØ 50 IØ 29 B 16
AØ 45 IØ 19 B 15

SWAG 30 90 3622
Ref.No. 443 498 625

AØ 75 IØ 42 B 37

SWAG 30 90 3623
Ref.No. 443 498 625 C

AØ 82 IØ 42 B 37

SWAG 32 91 8344
Ref.No.4A0 407 615 G

AØ 130 LKØ 112 x 5

SWAG 99 90 5913
Ref.No. 4A0 498 625

AØ 82 IØ 43 B 37



A 2 (8Z)

(1999 → 2005)

1.2 TDI (mot.) ANY

-

-

32 92 4224 ①

32 92 4224 ①

1.4 16 V (mot.) AUA / BBY

32 92 4414

32 92 4414

32 92 4224 ①

32 92 4224 ①

1.4 TDI (mot.) AMF / BHC / ATL

32 92 4414

32 92 4414

32 92 4224 ①

32 92 4224 ①

1.4 FSI (mot.) BAD

32 92 4414

32 92 4414

32 92 4224 ①

32 92 4224 ①

A 3 (8L)

(1997 → 2003)

alle / all

30 91 4250

32 92 2512

-

99 90 9521
32 92 4236

A 3 Quattro / S3 (8L)

(1997 → 2003)

alle / all

30 91 4250

32 92 2512

-

32 92 2512

S3 1.8 (mot.) AMK / AUL / BAM

32 92 3370

-

-

-



① PR 0N1

SWAG 30 91 4250
Ref.No.1J0 498 625



AØ 74 IØ 40 B 40

SWAG 32 92 2512
Ref.No. 1J0 407 613 G



AØ 120 LKØ 100 x 5

SWAG 32 92 3370
Ref.No.8L0 498 625



AØ 74 IØ 40 B 40

SWAG 32 92 4414
Ref.No. 6Q0 407 621 AD



AØ 126 LKØ 97 x 5

SWAG 32 92 4224
Ref.No. 6Q0 598 611



AØ 120 LKØ 97 x 5

SWAG 32 92 4236
Ref.No. 1J0 598 477




AØ 120 LKØ 100 x 5

SWAG 99 90 9521
Ref.No. 1J0 501 477 A



AØ 120 LKØ 100 x 5



A 3 (8P)
(2004 →)

| | | | | |
|--|---|--------------------------|--------------------------|--------------------------|
| (mod.) 2004 (ch.) → 8P-4-162 000 | - | - | 32 92 3320 | 32 92 3320 |
| (ch.) → 8P-4-162 001 Sportback | - | - | 32 92 6380 | 32 92 6380 |
| (ch.) 8P-6A-000 001 → (ch.) 8P-6B-000 001 → | ❶ | 32 92 6378 30 92 7342 | 32 92 6378 30 92 7342 | 32 92 6380 32 92 6380 |
| (ch.) → 8P-5A200000 (ch.) → 8P-5B050000 | ❷ | 32 92 6377 30 92 7317 | 32 92 6377 30 92 7317 | 32 92 6380 32 92 6380 |
| | ❸ | 32 92 6377 30 92 7317 | 32 92 6377 30 92 7317 | 32 92 6380 32 92 6380 |

A 3 Cabrio (8P)
(2008 →)

| | | | | |
|------------|--------------------------|--------------------------|------------|------------|
| alle / all | 32 92 6378 30 92 7342 | 32 92 6378 30 92 7342 | 32 92 6380 | 32 92 6380 |
|------------|--------------------------|--------------------------|------------|------------|

❶ Bremsscheibenabmessung / Brake disc diameter :
280 x 22mm (PR-1ZM/1ZF)

❷ Bremsscheibenabmessung / Brake disc diameter :
Ⓜ 15 : 280 x 22mm (PR-1ZF)

❸ Bremsscheibenabmessung / Brake disc diameter : Ⓜ 15 / 16 / 17
288 x 25mm / (Alufelge / alu rim) 312 x 25mm / 345 x 30mm
(PR-1ZE/1ZM/1ZP/1ZD/1LK/1LJ)





A 4 / Avant (8D)

(1995 → 2001)

| | | | | |
|---|--------------------------|------------|------------|------------|
| 4 Zyl. (ch.) → 8D-V 152 676 | - | - | 30 85 0008 | 32 92 2512 |
| 6 Zyl. (ch.) → 8D-V 152 676 | - | 32 91 8344 | 30 85 0008 | 32 92 2512 |
| (ch.) 8D-V 152 677 → | - | - | 30 92 6568 | 32 92 2512 |
| 1.6 (mot.) ADP / AHL / ARM / ANA / ALZ | 99 90 5222 32 92 4366 | 30 92 4947 | 30 92 6568 | 32 92 2512 |
| 1.8 (mot.) ADR / AEB / AFY / APT / APU / ANB / ARG / AVV / AWT | 99 90 5222 32 92 4366 | 30 92 4947 | 30 92 6568 | 32 92 2512 |
| 1.9 TDI (mot.) 1Z / AFN / AFF / AHU / AHH / AVG / AJM | 99 90 5222 32 92 4366 | 30 92 4947 | 30 92 6568 | 32 92 2512 |
| 2.4 V6 (mot.) AFM (ch.) → 8D-T 160 955 → 1996 | 32 92 7363 | - | - | 32 92 2512 |
| 2.6 V6 (mot.) ABC (ch.) → 8D-T 160 955 → 1996 | 32 92 7363 | - | - | 32 92 2512 |
| 2.8 V6 (mot.) AAH (ch.) → 8D-T 160 955 → 1996 | 32 92 7363 | - | - | 32 92 2512 |

SWAG 30 85 0008

Ref.No. 4A0 598 625 A



AØ 50 IØ 29 B 16
AØ 45 IØ 19 B 15

SWAG 30 92 4947

Ref.No. 8D0 407 615 E



AØ 130 LKØ 108 x 5

SWAG 30 92 6568

Ref.No. 8D0 598 625



AØ 50 IØ 29 B 17
AØ 45 IØ 19 B 15

SWAG 32 91 8344

Ref.No. 4A0 407 615 G



AØ 130 LKØ 112 x 5

SWAG 32 92 2512

Ref.No. 1J0 407 613 G



AØ 120 LKØ 100 x 5

SWAG 32 92 4366

Ref.No. 4B0 498 625



AØ 75 IØ 39 B 37

SWAG 32 92 7363

Ref.No. 8D0 498 625 A




AØ 85 IØ 43 B 37

SWAG 99 90 5222

Ref.No. 893 407 625 C



AØ 75 IØ 39 B 37



A 4 Quattro / Avant Quattro (8D)
(1995 → 2001)

| | | | | |
|--|-------------------|-------------------|--|---|
| 1.6 (mot.) ADP / AHL / ARM / ANA / ALZ | - | 30 92 4947 | 99 90 5222 30 92 8192 | - |
| 2.4 V6 (mot.) AFM (ch.) → 8D-T 160 955 → 1996 | 32 92 7363 | - | 99 90 5222 30 92 8192 | - |
| 2.6 V6 (mot.) ABC (ch.) → 8D-T 160 955 → 1996 | 32 92 7363 | - | 99 90 5222 30 92 8192 | - |
| 2.8 V6 (mot.) AAH (ch.) → 8D-T 160 955 → 1996 | 32 92 7363 | - | 99 90 5222 30 92 8192 | - |

A 6 / Avant (4A)
(1995 → 1997)

| | | | | |
|-------------------|-------------------|-------------------|-------------------|---|
| alle / all | 99 90 5913 | 32 91 8344 | 30 85 0008 | - |
|-------------------|-------------------|-------------------|-------------------|---|

SWAG 30 85 0008
Ref.No. 4A0 598 625 A

AØ 50 IØ 29 B 16
AØ 45 IØ 19 B 15

SWAG 30 92 4947
Ref.No. 8D0 407 615 E

AØ 130 LKØ 108 x 5

SWAG 30 92 8192
Ref.No. 8D0 598 625 A

AØ 75 IØ 39 B 37

SWAG 32 91 8344
Ref.No. 4A0 407 615 G

AØ 130 LKØ 112 x 5

SWAG 32 92 7363
Ref.No. 8D0 498 625 A

AØ 85 IØ 43 B 37

SWAG 99 90 5222
Ref.No. 893 407 625 C

AØ 75 IØ 39 B 37

SWAG 99 90 5913
Ref.No. 4A0 498 625


AØ 82 IØ 43 B 37



A 6 Quattro / Avant Quattro (1995 → 1997) (4A)

| | | | | |
|-------------------------------------|------------|------------|---|---|
| alle / all (ex.) 2.2 Turbo / 4.2 V8 | 99 90 5913 | 32 91 8344 | - | - |
| 2.2 Turbo / 4.2 V8 | 99 90 5913 | - | - | - |

A 6 Quattro / Avant Quattro (1998 → 2005) (4B)

| | | | | |
|---|--------------------------|------------|------------|------------|
| 1996 | 99 90 5222 32 92 4366 | 32 91 8344 | - | 32 91 8344 |
| 1.8 (mot.) AFY / AJP / AQE / ARH → 2001 | 99 90 5222 32 92 4366 | 30 92 4947 | - | 32 91 8344 |
| 1.8 (mot.) AEB / ANB / APU / AWT  5 Gang / Gear | 99 90 5222 32 92 4366 | 30 92 4947 | - | 32 91 8344 |
| 6 Zylinder / 6 cylinder V 8 | - | - | 32 92 6376 | 32 91 8344 |

SWAG 30 92 4947

Ref.No. 8D0 407 615 E



AØ 130 LKØ 108 x 5

SWAG 32 91 8344

Ref.No.4A0 407 615 G



AØ 130 LKØ 112 x 5

SWAG 32 92 4366

Ref.No. 4B0 498 625



AØ 75 IØ 39 B 37

SWAG 32 92 6376

Ref.No. 4B0 498 625



AØ 85 IØ 45 B 37

SWAG 99 90 5222

Ref.No. 893 407 625 C




AØ 75 IØ 39 B 37

SWAG 99 90 5913

Ref.No. 4A0 498 625



AØ 82 IØ 43 B 37



A 8 (4D)
(1994 → 2003)

| | | | | |
|--|------------|---|------------|---|
| alle / all → 1999 | - | - | 99 90 5918 | - |
| (ch.) → 4D-T 007 000 → 1996 A 8 / S 8 quattro | 32 92 7363 | - | 99 90 5918 | - |
| alle / all 1999 → | - | - | 32 92 6376 | - |

Cabrio (8G)
(1992 → 2000)

| | | | | |
|------------------------------------|------------|------------|------------|---|
| 4 / 5 Zyl. (ch.) → 8G-V 004 799 | 30 91 7534 | 32 91 7756 | 30 85 0008 | - |
| 4 / 5 Zyl. (ch.) 8G-V 004 800 → | 30 91 7534 | 32 91 7756 | 30 92 6568 | - |
| 6 Zyl. (ch.) → 8G-V 004 799 | 30 91 7550 | - | 30 85 0008 | - |
| 6 Zyl. (ch.) 8G-V 004 800 → | 30 91 7550 | - | 30 92 6568 | - |
| (ch.) 8G-V 004 800 → | - | - | 30 92 6568 | - |

SWAG 30 85 0008
Ref.No. 4A0 598 625 A

AØ 50 IØ 29 B 16
AØ 45 IØ 19 B 15

SWAG 30 91 7534
Ref.No. 8A0 498 625

AØ 75 IØ 39 B 37

SWAG 30 91 7550
Ref.No. 893 498 625 E

AØ 82 IØ 45 B 37

SWAG 30 92 6568
Ref.No. 8D0 598 625

AØ 50 IØ 29 B 17
AØ 45 IØ 19 B 15

SWAG 32 91 7756
Ref.No. 8A0 407 615 C

AØ 127 LKØ 108 x 4

SWAG 32 92 6376
Ref.No. 4B0 498 625

AØ 85 IØ 45 B 37

SWAG 32 92 7363
Ref.No. 8D0 498 625 A

AØ 85 IØ 43 B 37

SWAG 99 90 5918
Ref.No. 4D0 407 625 E

AØ 82 IØ 45 B 37



Coupe (85)

(1981 → 1988)

alle / all
(ex.) (mot.) NG / KX / JL / HY / KV

30 90 3620

32 90 2231

99 90 3674
30 85 0001

-

(mot.) NG / KX / JL / HY / KV

30 90 3620

-

99 90 3674
30 85 0001

-

Coupe Quattro (85)

(1981 → 1988)

alle / all

30 90 3620

-

30 90 3622

-

SWAG 30 85 0001

Ref.No. 191 598 625 SK



AØ 50 IØ 29 B 15
AØ 40 IØ 17,5 B 15

SWAG 30 90 3620

Ref.No. 321 498 625 E



AØ 68 IØ 39 B 37

SWAG 30 90 3622

Ref.No. 443 498 625



AØ 75 IØ 42 B 37

SWAG 32 90 2231

Ref.No. 823 407 615 A




AØ 39 LKØ 100 x 4

SWAG 99 90 3674

Ref.No. 191 598 625



AØ 50 IØ 29 B 15
AØ 40 IØ 17,5 B 15



| Coupe (8B) (1989 → 1996) | | | | | |
|--|----------------------|-------------------|-------------------|-------------------|---|
| (ch.) → 8B-L 003 791 (ex.) 2.3 20 V | | 30 90 3625 | 32 91 7756 | 30 85 0008 | - |
| 1.8 (mot.) DZ | (ch.) → 8B-M 014 413 | 30 90 3625 | 32 91 7756 | 30 85 0008 | - |
| | (ch.) 8B-M 014 414 → | 30 91 7534 | 32 91 7756 | 30 85 0008 | - |
| 2.0 (mot.) 3A / AAD | (ch.) → 8B-M 014 413 | 30 90 3625 | 32 91 7756 | 30 85 0008 | - |
| | (ch.) 8B-M 014 414 → | 30 91 7534 | 32 91 7756 | 30 85 0008 | - |
| 2.0 (mot.) 3A / AAD | | 30 90 3625 | 32 91 7756 | 30 85 0008 | - |
| 2.0 / 2.0 16V (mot.) ABK 6A / ACE | (ch.) → 8B-M 014 413 | 30 90 3625 | 32 91 7756 | 30 85 0008 | - |
| | (ch.) 8B-M 014 414 → | 30 91 7534 | 32 91 7756 | 30 85 0008 | - |
| 2.2 (mot.) KV | (ch.) → 8B-M 014 413 | 30 90 3625 | 32 91 7756 | 30 85 0008 | - |
| | (ch.) 8B-M 014 414 → | 30 91 7534 | 32 91 7756 | 30 85 0008 | - |
| 2.3 20 V (mot.) 7A | | 30 91 7550 | - | 30 85 0008 | - |
| 2.6 (mot.) ABC | | 30 91 7550 | - | 30 85 0008 | - |
| 2.8 (mot.) AAH | | 30 91 7550 | - | 30 85 0008 | - |

SWAG 30 85 0008
Ref.No. 4A0 598 625 A

AØ 50 IØ 29 B 16
AØ 45 IØ 19 B 15

SWAG 30 90 3625
Ref.No. 893 498 625 D

AØ 75 IØ 39 B 37

SWAG 30 91 7534
Ref.No. 8A0 498 625

AØ 75 IØ 39 B 37

SWAG 30 91 7550
Ref.No. 893 498 625 E

AØ 82 IØ 45 B 37

SWAG 32 91 7756
Ref.No. 8A0 407 615 C

AØ 127 LKØ 108 x 4




Coupe Quattro (8B)

(1989 → 1996)

| | | | | | |
|---------------------------|----|------------|------------|------------|------------|
| 2.0 20 V (mot.) NM | | 30 90 3625 | 32 91 7756 | 30 90 3625 | 32 90 3617 |
| 2.2 (mot.) KV | | 30 90 3625 | 32 91 7756 | 30 90 3625 | 32 90 3617 |
| 2.2 20 V (mot.) 3B | | 30 90 3625 | 32 91 7756 | 30 90 3625 | - |
| 2.2 20 V Turbo (mot.) ABY | | 30 91 7550 | - | 30 90 3625 | - |
| 2.3 (mot.) NG | 15 | 30 90 3625 | 32 91 7756 | 30 90 3625 | 32 90 3617 |
| | 16 | 30 90 3625 | - | 30 90 3625 | - |
| 2.6 (mot.) ABC | 15 | 30 91 7550 | - | 30 90 3625 | 32 90 3617 |
| | 16 | 30 91 7550 | - | 30 90 3625 | - |
| 2.8 (mot.) AAH | 15 | 30 91 7550 | - | 30 90 3625 | 32 90 3617 |
| | 16 | 30 91 7550 | - | 30 90 3625 | - |






| | | | | |
|---------------------------------|---|---|------------|------------|
| TT (8N) (1999 → 2006) | | | | |
| alle / all | - | - | 32 92 4236 | 32 92 4236 |

| | | | | |
|--|------------|---|---|------------|
| TT Coupe (8N) (1999 → 2006) | | | | |
| alle / all (ex.) 3.2 (mot.) BHE / BPF (ch.) 8N-1 046001 → | - | - | - | 32 92 2512 |
| 3.2 (mot.) BHE / BPF (ch.) 8N-1 046001 → 2003 → | 32 92 3370 | - | - | - |

| | | | | |
|---|------------|---|---|------------|
| TT Quattro (8N) (1999 → 2006) | | | | |
| alle / all | - | - | - | 32 92 2512 |
| (ch.) 8N-1 046001 → 2001 → | 32 92 3370 | - | - | - |
| 3.2 (mot.) BHE / BPF 2003 → | 32 92 3370 | - | - | - |
| 4 Zyl. ⓘ 2003 → | 32 92 3370 | - | - | - |

ⓘ ⓘ MAN 5 Gang / Gear + Sportfahrwerk / sportchassis





1502 - 2002 Turbo

(1968 → 1977)

alle / all

20 85 0001

-

-

-

1xx (E81/E82/E 87/E88/LCI)

(2004 →)

116 i

20 92 4571
20 92 4572

20 92 4571
20 92 4572

20 92 6309
20 92 6310

-

118 d / i

20 92 4571
20 92 4572

20 92 4571
20 92 4572

20 92 6309
20 92 6310

-

120 d / i / 125 i / 128 i

20 92 4571
20 92 4572

20 92 4571
20 92 4572

20 92 6309
20 92 6310

-

123 d / 130 i / 135 i

20 92 4571
20 92 4572

20 92 4571
20 92 4572

20 92 6313
20 92 6314

-

3xx (E21)

(1975 → 1982)

315 → 320 - 4

20 85 0001

-

-

-

SWAG 20 85 0001

Ref.No. 31 21 1 107 447



AØ 50,5 IØ 29 B 14,7
AØ 36 IØ 17,5 B 14,7

SWAG 20 92 4571

Ref.No. 31 21 6 765 157



AØ 147 Lk 115 x 5

SWAG 20 92 4572

Ref.No. 31 21 6 765 157 S1



AØ 147 Lk 115 x 5

SWAG 20 92 6309

Ref.No. 33 41 6 762 317



AØ 75 IØ 42 B 37

SWAG 20 92 6310

Ref.No. 33 41 6 762 317 S1



AØ 75 IØ 42 B 37

SWAG 20 92 6313

Ref.No. 33 41 6 762 321



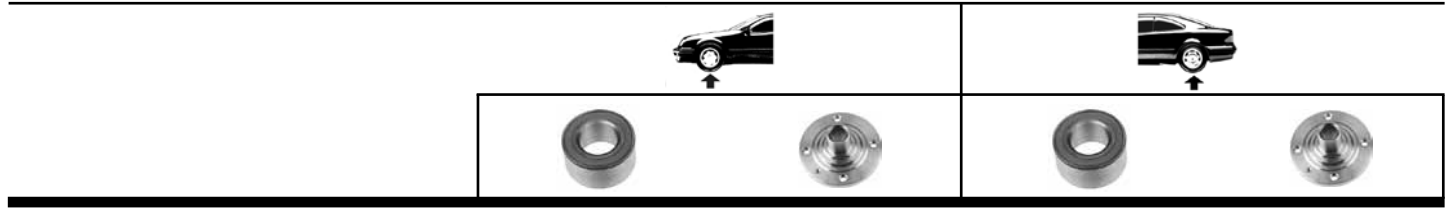
AØ 85 IØ 41 B 45

SWAG 20 92 6314

Ref.No. 33 41 6 762 321 S1



AØ 85 IØ 41 B 45



3xx (E30)
(1982 → 1991)

| | | | | | |
|----------------------|-----------|-------------------|-------------------|--|---|
| 316 → 318 i | (ex.) ABS | 20 90 4044 | 20 90 4044 | 20 97 3271 20 92 1954 | - |
| | ABS | 20 90 4044 | 20 90 4044 | 20 90 4526 20 92 1996 | - |
| 318 iS | ABS | 20 90 4044 | 20 90 4044 | 20 90 4526 20 92 1996 | - |
| 320 i / 323 i | → 09/85 | 20 90 4044 | 20 90 4044 | 20 97 3271 20 92 1954 | - |
| | 09/85 → | 20 90 4044 | 20 90 4044 | 20 90 4526 20 92 1996 | - |
| 320 iS → | | 20 90 4044 | 20 90 4044 | 20 90 4526 20 92 1996 | - |
| 324 d | (ex.) ABS | 20 90 4044 | 20 90 4044 | 20 97 3271 20 92 1954 | - |
| | ABS | 20 90 4044 | 20 90 4044 | 20 90 4526 20 92 1996 | - |
| 324 td | → 09/85 | 20 90 4044 | 20 90 4044 | 20 97 3271 20 92 1954 | - |
| | 09/85 → | 20 90 4044 | 20 90 4044 | 20 90 4526 20 92 1996 | - |
| 325 e / 325 i | → 09/85 | 20 90 4044 | 20 90 4044 | 20 97 3271 20 92 1954 | - |
| | 09/85 → | 20 90 4044 | 20 90 4044 | 20 90 4526 20 92 1996 | - |
| M3 | | - | - | 20 90 4526 20 92 1996 | - |

SWAG 20 90 4044
Ref.No. 31 21 1 131 297

AØ 120 Lk 100 x 4

SWAG 20 90 4526
Ref.No. 33 41 1 130 617

AØ 75 IØ 42 B 37

SWAG 20 92 1954
Ref.No. 33 41 1 124 358 S1

AØ 72 IØ 39 B 37

SWAG 20 92 1996
Ref.No. 33 41 1 130 617 S1

AØ 75 IØ 42 B 37

SWAG 20 97 3271
Ref.No. 33 41 1 124 358

AØ 72 IØ 39 B 37



3xx (E36) (1989 → 2000)

| | | | | | |
|-------------------------------------|---------|------------|------------|--|--------------|
| Compact 316 i / 318 iS/td | ABS | 20 91 8769 | 20 91 8769 | 20 97 3271 20 92 1954 | - |
| Limousine 316 i / 318 i | → 12/91 | 20 91 8769 | 20 91 8769 | 20 90 4526 20 92 1996 | 20 92 6234 ② |
| | 12/91 → | 20 91 8769 | 20 91 8769 | 20 97 3271 20 92 1954 | 20 92 6234 ② |
| Limousine 318 tds | ABS | 20 91 8769 | 20 91 8769 | 20 97 3271 20 92 1954 | 20 92 6234 ② |
| Limousine 320 i → 328 i | | 20 91 8769 | 20 91 8769 | 20 90 4526 20 92 1996 | 20 92 6234 ② |
| Coupe 316 i | ABS | 20 91 8769 | 20 91 8769 | 20 97 3271 20 92 1954 | 20 92 6234 ② |
| Coupe 318 iS → 328 iC | ABS | 20 91 8769 | 20 91 8769 | 20 90 4526 20 92 1996 | 20 92 6234 ② |
| M3 | | 20 91 8769 | 20 91 8769 | 20 90 9004 | 20 92 8132 |
| Cabrio 318 i → 328 i | | 20 91 8769 | 20 91 8769 | 20 97 3271 ① 20 92 1954 ① 20 90 4526 ② 20 92 1996 ② | 20 92 6234 ② |



① alle mit Trommelbremse /
all with brake drum

② alle mit Scheibenbremse /
all with brake disc

SWAG 20 90 4526

Ref.No. 33 41 1 130 617



AØ 75 IØ 42 B 37

SWAG 20 90 9004

Ref.No. 33 41 1 090 505



AØ 84 IØ 45 B 41

SWAG 20 91 8769

Ref.No. 31 22 6 757 024



AØ 143 Lk 115 x 5

SWAG 20 92 1954

Ref.No. 33 41 1 124 358 S1



AØ 72 IØ 39 B 37

SWAG 20 92 1996

Ref.No. 33 41 1 130 617 S1



AØ 75 IØ 42 B 37

SWAG 20 92 6234

Ref.No. 33 41 1 093 567



AØ 145 Lk 115 x 5

SWAG 20 92 8132

Ref.No. 33 41 1 095 774




AØ 145 Lk 115 x 5

SWAG 20 97 3271

Ref.No. 33 41 1 124 358



AØ 72 IØ 39 B 37



3xx (E46)
(1997 → 2005)

| | | | | | |
|--|---------|-------------------|-------------------|--|-------------------|
| 316 i → 328 i | → 05/01 | 20 90 4436 | 20 90 4436 | 20 90 4526 20 92 1996 | 20 92 6234 |
| ❶ | 05/01 → | 20 91 8769 | 20 91 8769 | 20 90 4526 20 92 1996 | 20 92 6234 |
| 316 i (mot.) M43/ N40/ N42/ N45/ N46 | | 20 91 8769 | 20 91 8769 | 20 90 4526 20 92 1996 | 20 92 6234 |
| 318 d (mot.) M47/ N/i/ M43/ N42/ N46 | | 20 91 8769 | 20 91 8769 | 20 90 4526 20 92 1996 | 20 92 6234 |
| 320 d / iC (mot.) M47/ N/ i/ M52/ M54 | | 20 91 8769 | 20 91 8769 | 20 90 4526 20 92 1996 | 20 92 6234 |
| 323 i / iC / 325 i / iC / 328 i | | 20 91 8769 | 20 91 8769 | 20 90 4526 20 92 1996 | 20 92 6234 |
| 325 xi / 330 xd / xi | | 20 92 9631 | - | 20 90 9004 | 20 92 8132 |
| 330 i | | 20 91 8769 | 20 91 8769 | 20 90 4526 20 92 1996 | 20 92 8132 |
| 330 d | → 05/01 | 20 90 4436 | 20 90 4436 | 20 90 9004 | 20 92 8132 |
| | 05/01 → | 20 91 8769 | 20 91 8769 | 20 90 9004 | 20 92 8132 |



❶ (ex.) X-drive - 4x4

SWAG 20 90 4436
Ref.No. 31 22 1 139 345



AØ 139 Lk 112 x 5

SWAG 20 90 4526
Ref.No. 33 41 1 130 617



AØ 75 IØ 42 B 37

SWAG 20 90 9004
Ref.No. 33 41 1 090 505



AØ 84 IØ 45 B 41

SWAG 20 91 8769
Ref.No. 31 22 6 757 024



AØ 143 Lk 115 x 5

SWAG 20 92 1996
Ref.No. 33 41 1 130 617 S1



AØ 75 IØ 42 B 37

SWAG 20 92 6234
Ref.No. 33 41 1 093 567



AØ 145 Lk 115 x 5

SWAG 20 92 8132
Ref.No. 33 41 1 095 774



AØ 145 Lk 115 x 5



3xx (E90)

(2005 →)

| | | | | |
|--|----------------------------|--------------------------|--------------------------|---|
| 316 i / 318 d / i | 20 92 4571 20 92 4572 | 20 92 4571 20 92 4572 | 20 92 6309 20 92 6310 | - |
| 320 i / 323 i / 328 i | 20 92 4571 20 92 4572 | 20 92 4571 20 92 4572 | 20 92 6309 20 92 6310 | - |
| 325 xi / 328 xi / 330 xi / xd / 335 xi | 20 92 3926 20 92 3928 | - | 20 92 6313 20 92 6314 | - |
| 325 i | 20 92 4571 20 92 4572 | 20 92 4571 20 92 4572 | 20 92 6313 20 92 6314 | - |
| 330 i / d | 20 92 4571 20 92 4572 | 20 92 4571 20 92 4572 | 20 92 6313 20 92 6314 | - |
| 320 d | ① 20 92 4571 20 92 4572 | 20 92 4571 20 92 4572 | 20 92 6309 20 92 6310 | - |
| | ② 20 92 4571 20 92 4572 | 20 92 4571 20 92 4572 | 20 92 6313 20 92 6314 | - |
| 325 i | ③ 20 92 4571 20 92 4572 | 20 92 4571 20 92 4572 | 20 92 6309 20 92 6310 | - |
| | ④ 20 92 4571 20 92 4572 | 20 92 4571 20 92 4572 | 20 92 6313 20 92 6314 | - |



① (ex.) Behördenfahrzeug /
authority vehicle

② Behördenfahrzeug /
authority vehicle

③ (ex.) erhöhte Nutzlast /
increased payload

④ erhöhte Nutzlast /
increased payload

SWAG 20 92 3926

Ref.No. 31 22 6 783 913



AØ 90 IØ 49 B 45

SWAG 20 92 3928

Ref.No. 31 22 6 783 913 S1



AØ 90 IØ 49 B 45

SWAG 20 92 4571

Ref.No. 31 21 6 765 157



AØ 147 Lk 115 x 5

SWAG 20 92 4572

Ref.No. 31 21 6 765 157 S1



AØ 147 Lk 115 x 5

SWAG 20 92 6309

Ref.No. 33 41 6 762 317



AØ 75 IØ 42 B 37

SWAG 20 92 6310

Ref.No. 33 41 6 762 317 S1



AØ 75 IØ 42 B 37

SWAG 20 92 6313

Ref.No. 33 41 6 762 321



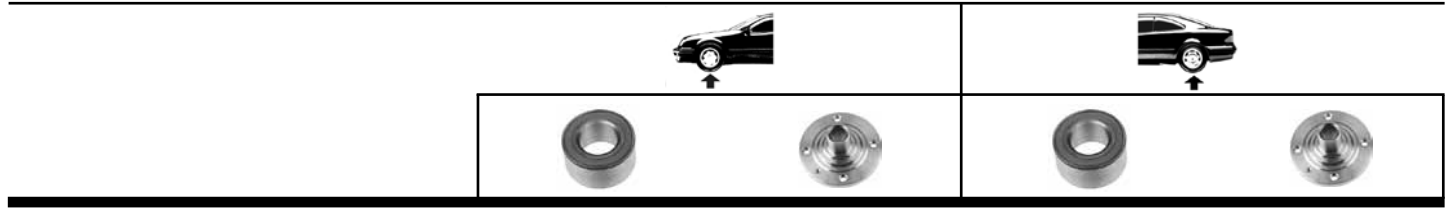
AØ 85 IØ 41 B 45

SWAG 20 92 6314

Ref.No. 33 41 6 762 321 S1



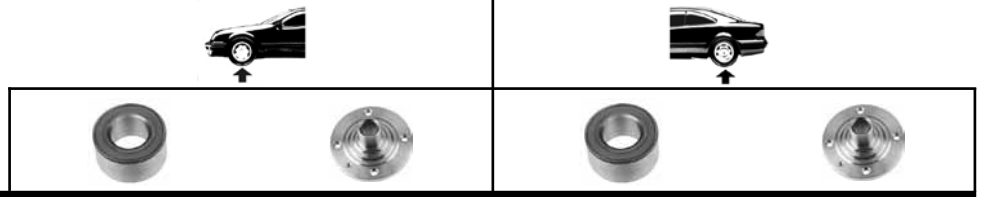
AØ 85 IØ 41 B 45



| 3xx Coupe (E92) (2006 →) | | | | |
|---|--------------------------|--------------------------|--------------------------|---|
| 316 i / 320 d / i / 325 i / 328 i | 20 92 4571 20 92 4572 | 20 92 4571 20 92 4572 | 20 92 6309 20 92 6310 | - |
| 325 d / 330 d / i / 335 i | 20 92 4571 20 92 4572 | 20 92 4571 20 92 4572 | 20 92 6313 20 92 6314 | - |
| 325 xi / 328 xi / 330 xi / xd / 335 xi | 20 92 3926 20 92 3928 | - | 20 92 6313 20 92 6314 | - |
| M 3 | - | - | 20 92 6313 20 92 6314 | - |

| 3xx Cabriolet (E93) (2007 →) | | | | |
|---|--------------------------|--------------------------|--------------------------|---|
| 320 d / 323 i / 325 i / 328 i | 20 92 4571 20 92 4572 | 20 92 4571 20 92 4572 | 20 92 6313 20 92 6314 | - |
| 330 d / i / 335 i | 20 92 4571 20 92 4572 | 20 92 4571 20 92 4572 | 20 92 6313 20 92 6314 | - |
| M 3 | - | - | 20 92 6313 20 92 6314 | - |





3xx Touring (E91)

(2005 →)

| | | | | |
|--|--------------------------|------------|----------------------------|---|
| 318 d / i / 320 d / i / 325 d / i | 20 92 4572 | 20 92 4572 | 20 92 6313 20 92 6314 ① | - |
| 323 i / 328 i | 20 92 4572 | 20 92 4572 | 20 92 6313 20 92 6314 ① | - |
| 325 xi / 328 xi / 330 xd / xi / 335 xi | 20 92 3926 20 92 3928 | - | 20 92 6313 20 92 6314 ① | - |
| 325 i / 330 d / i 335 d / i | 20 92 4572 | 20 92 4572 | 20 92 6313 20 92 6314 ① | - |

5xx (E28)

(1980 → 1987)

| | | | | |
|---------------|-------------|---|------------|---|
| 518 i / 520 i | - | - | 20 90 4529 | - |
| 524 d / td | (ex.) ABS | - | 20 90 4529 | - |
| | ABS 09/86 → | - | 20 90 4529 | - |
| 525 e | 04/86 → | - | 20 90 4529 | - |
| 525 i | - | - | 20 90 4529 | - |



① (ex.) X-drive - 4x4

SWAG 20 92 3926

Ref.No. 31 22 6 783 913



AØ 90 IØ 49 B 45
AØ 60 IØ 35 B 19

SWAG 20 92 3928

Ref.No. 31 22 6 783 913 S1



AØ 90 IØ 49 B 45

SWAG 20 90 4529

Ref.No. 33 41 1 123 415



AØ 74 IØ 37 B 45

SWAG 20 92 4572

Ref.No. 31 21 6 765 157 S1



AØ 147 Lk 115 x 5

SWAG 20 92 6313

Ref.No. 33 41 6 762 321



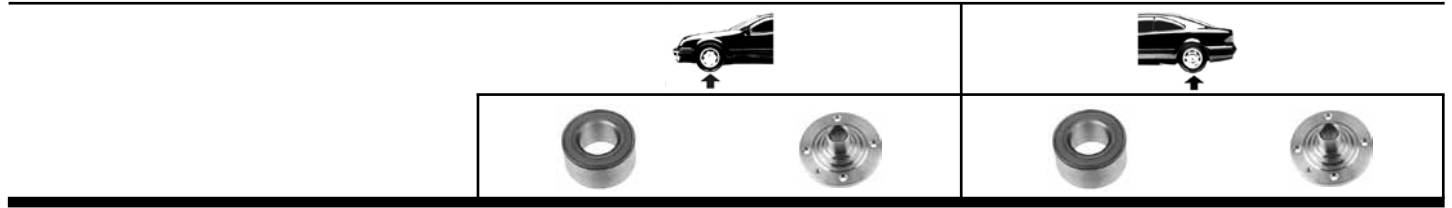
AØ 85 IØ 41 B 45

SWAG 20 92 6314

Ref.No. 33 41 6 762 321 S1



AØ 85 IØ 41 B 45



| 5xx (E34) (1987 → 1996) | | | | | |
|-----------------------------------|-------------------|------------|------------|--------------|---|
| 518 i / 520 i (ex.) (mot.) M50 | → 09/91 | 20 90 4043 | 20 90 4043 | 20 90 4529 ① | - |
| | 09/91 → | 20 90 4436 | 20 90 4436 | 20 90 4529 ① | - |
| 520 i (mot.) M50 | (ex.) ABS → 03/91 | 20 90 4043 | 20 90 4043 | 20 90 4529 ① | - |
| | (ex.) ABS → 03/91 | 20 90 4436 | 20 90 4436 | 20 90 4529 ① | - |
| | ABS 11/91 → | 20 90 4436 | 20 90 4436 | 20 90 4529 ① | - |
| 518 i / 520 i (ex.) (mot.) M50 | → 09/91 | 20 90 4043 | 20 90 4043 | 20 90 4529 ① | - |
| | 09/91 → | 20 90 4436 | 20 90 4436 | 20 90 4529 ① | - |
| 525 td | | - | - | 20 90 4529 ① | - |
| 525 i (ex.) (mot.) M50 | → 09/91 | 20 90 4043 | 20 90 4043 | 20 90 4529 ① | - |
| | 09/91 → | 20 90 4436 | 20 90 4436 | 20 90 4529 ① | - |
| 525 i (mot.) M50 | (ex.) ABS → 03/91 | 20 90 4043 | 20 90 4043 | 20 90 4529 ① | - |
| | (ex.) ABS → 03/91 | 20 90 4436 | 20 90 4436 | 20 90 4529 ① | - |
| | ABS 11/91 → | 20 90 4043 | 20 90 4043 | 20 90 4529 ① | - |
| 530 i → 540 i | → 09/91 | 20 90 4043 | 20 90 4043 | - | - |
| | 09/91 → | 20 90 4436 | 20 90 4436 | - | - |



① (ex.) Touring

SWAG 20 90 4043
Ref.No. 31 21 1 129 386



AØ 139 Lk 115 x 5
AØ 60 IØ 35 B 19

SWAG 20 90 4436
Ref.No. 31 22 1 139 345




AØ 139 Lk 112 x 5

SWAG 20 90 4529
Ref.No. 33 41 1 123 415



AØ 74 IØ 37 B 45



5xx (E39)

(1996 → 2004)

| | | | | |
|----------------------------------|--------------------------|--------------------------|--------------------------|---|
| 520 i / 520 d / 523 i | 20 91 2179 20 91 8397 | 20 91 2179 20 91 8397 | 20 91 2180 20 91 2202 | - |
| 525 i / 525 d / 525 td / 525 tds | 20 91 2179 20 91 8397 | 20 91 2179 20 91 8397 | 20 91 2180 20 91 2202 | - |
| 528 i / 530 i / 530 d | 20 91 2179 20 91 8397 | 20 91 2179 20 91 8397 | 20 91 2180 20 91 2202 | - |
| 535 i / 540 i | 20 91 2179 20 91 8397 | 20 91 2179 20 91 8397 | 20 91 2180 20 91 2202 | - |
| M 5 | - | - | 20 91 2180 20 91 2202 | - |

5xx (E60/LCI)

(2003 →)

| | | | | |
|-------------------------------|--------------------------|--------------------------|------------|------------|
| 520 d / i | 20 92 3369 20 92 3371 | 20 92 3369 20 92 3371 | 20 91 2180 | 20 92 8132 |
| 523 i (mot.) N 52 / N 53 | 20 92 3369 20 92 3371 | 20 92 3369 20 92 3371 | 20 91 2180 | 20 92 8132 |
| 525 xi | 20 92 3926 20 92 3928 | - | 20 91 2180 | - |
| 525 d / i | 20 92 3369 20 92 3371 | 20 92 3369 20 92 3371 | 20 91 2180 | 20 92 8132 |
| 528 i | 20 92 3369 20 92 3371 | 20 92 3369 20 92 3371 | 20 91 2180 | 20 92 8132 |
| 530 i (mot.) N 52 / N 53 | 20 92 3369 20 92 3371 | 20 92 3369 20 92 3371 | 20 91 2180 | 20 92 8132 |
| 528 xi / 530 xi / xd / 535 xi | 20 92 3926 20 92 3928 | - | 20 91 2180 | - |
| 530 d | 20 92 3369 20 92 3371 | 20 92 3369 20 92 3371 | 20 91 2180 | 20 92 8132 |

SWAG 20 91 2179

Ref.No. 31 22 1 093 427



AØ 139 Lk 112 x 5

SWAG 20 91 2180

Ref.No. 33 41 1 095 652



AØ 80 IØ 45 B 41

SWAG 20 91 2202

Ref.No. 33 41 1 095 652 S1



AØ 84 IØ 45 B 41

SWAG 20 91 8397

Ref.No. 31 22 1 093 427 S1



AØ 139 Lk 112 x 5

SWAG 20 92 3369

Ref.No. 31 22 6 765 601



AØ 143 Lk 115 x 5

SWAG 20 92 3371

Ref.No. 31 22 6 765 601 S1



AØ 143 Lk 115 x 5

SWAG 20 92 3928

Ref.No. 31 22 6 783 913 S1




AØ 90 IØ 49 B 45

SWAG 20 92 8132

Ref.No. 33 41 1 095 774



AØ 145 Lk 115 x 5



5xx (E60/LCI)
(2003 →)

| | | | | |
|--------------|--------------------------|--------------------------|------------|------------|
| 535 d | 20 92 3369 20 92 3371 | 20 92 3369 20 92 3371 | 20 91 2180 | 20 92 8132 |
| 540 i | 20 92 3369 20 92 3371 | 20 92 3369 20 92 3371 | 20 91 2180 | 20 92 8132 |
| 545 i | 20 92 3369 20 92 3371 | 20 92 3369 20 92 3371 | 20 91 2180 | 20 92 8132 |
| 550 i | 20 92 3369 20 92 3371 | 20 92 3369 20 92 3371 | 20 91 2180 | 20 92 8132 |

5xx Touring (E61/LCI)
(2004 →)

| | | | | |
|---------------------------------|--------------------------|--------------------------|------------|------------|
| 520 d | 20 92 3369 20 92 3371 | 20 92 3369 20 92 3371 | 20 92 1166 | 20 92 8132 |
| 523 i (mot.) N 52 / N 53 | 20 92 3369 20 92 3371 | 20 92 3369 20 92 3371 | 20 92 1166 | 20 92 8132 |
| 525 xi | 20 92 3926 20 92 3928 | - | 20 92 1166 | - |
| 525 d / i | 20 92 3369 20 92 3371 | 20 92 3369 20 92 3371 | 20 92 1166 | 20 92 8132 |
| 530 xi / xd | 20 92 3926 20 92 3928 | - | 20 92 1166 | - |
| 530 d | 20 92 3369 20 92 3371 | 20 92 3369 20 92 3371 | 20 92 1166 | 20 92 8132 |
| 535 xi | 20 92 3926 20 92 3928 | - | 20 92 1166 | - |
| 535 d | 20 92 3369 20 92 3371 | 20 92 3369 20 92 3371 | 20 92 1166 | 20 92 8132 |
| 545 i | 20 92 3369 20 92 3371 | 20 92 3369 20 92 3371 | 20 92 1166 | 20 92 8132 |
| 550 i | 20 92 3369 20 92 3371 | 20 92 3369 20 92 3371 | 20 92 1166 | 20 92 8132 |

SWAG 20 91 2180
Ref.No. 33 41 1 095 652

AØ 80 IØ 45 B 41,5

SWAG 20 92 1166
Ref.No. 33 41 1 095 238

AØ 80 IØ 45 B 41

SWAG 20 92 3369
Ref.No. 31 22 6 765 601

AØ 143 Lk 115 x 5

SWAG 20 92 3371
Ref.No. 31 22 6 765 601 S1

AØ 143 Lk 115 x 5

SWAG 20 92 3926
Ref.No. 31 22 6 783 913

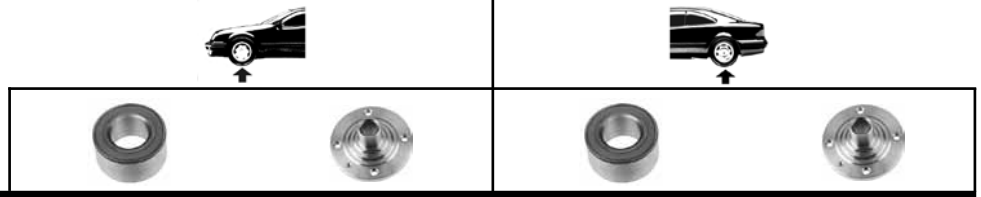
AØ 90 IØ 49 B 45

SWAG 20 92 3928
Ref.No. 31 22 6 783 913 S1

AØ 90 IØ 49 B 45

SWAG 20 92 8132
Ref.No. 33 41 1 095 774

AØ 145 Lk 115 x 5



6xx (E63/64/LCI)

(2004 →)

| | | | | |
|-------------------|--------------------------|--------------------------|------------|------------|
| 630 i / Ci | 20 92 3369 20 92 3371 | 20 92 3369 20 92 3371 | 20 92 1166 | 20 92 8132 |
| 635 d | 20 92 3369 20 92 3371 | 20 92 3369 20 92 3371 | 20 92 1166 | 20 92 8132 |
| 645 i / Ci | 20 92 3369 20 92 3371 | 20 92 3369 20 92 3371 | 20 92 1166 | 20 92 8132 |
| 650 i | 20 92 3369 20 92 3371 | 20 92 3369 20 92 3371 | 20 92 1166 | 20 92 8132 |

7xx (E32)

(1986 → 1994)

| | | | | | |
|--|---------|------------|------------|---|---|
| 730 i / iL 735 i / iL | → 11/91 | 20 90 4043 | 20 90 4043 | - | - |
| | 11/91 → | 20 90 4436 | 20 90 4436 | - | - |
| 740 i / iL | 11/91 → | 20 90 4436 | 20 90 4436 | - | - |
| 750 i / iL | → 11/91 | 20 90 4043 | 20 90 4043 | - | - |
| | 11/91 → | 20 90 4436 | 20 90 4436 | - | - |

SWAG 20 90 4043

Ref.No. 31 21 1 129 386



AØ 139 Lk 115 x 5

SWAG 20 90 4436

Ref.No. 31 22 1 139 345



AØ 139 Lk 112 x 5

SWAG 20 92 1166

Ref.No. 33 41 1 095 238



AØ 80 IØ 45 B 41

SWAG 20 92 3369

Ref.No. 31 22 6 765 601



AØ 143 Lk 115 x 5

SWAG 20 92 3371

Ref.No. 31 22 6 765 601 S1




AØ 143 Lk 115 x 5

SWAG 20 92 8132

Ref.No. 33 41 1 095 774



AØ 145 Lk 115 x 5



7xx (E38)
(1994 → 2001)

| | | | | |
|-----------------------|-------------------|-------------------|-------------------|-------------------|
| 725 td / tds | 20 91 2178 | 20 91 2178 | 20 90 9004 | 20 92 8132 |
| 728 i / iL | 20 91 2178 | 20 91 2178 | 20 90 9004 | 20 92 8132 |
| 730 d / i / iL | 20 91 2178 | 20 91 2178 | 20 90 9004 | 20 92 8132 |
| 735 i / iL | 20 91 2178 | 20 91 2178 | 20 90 9004 | 20 92 8132 |
| 740 d / i / iL | 20 91 2178 | 20 91 2178 | 20 90 9004 | 20 92 8132 |
| 750 i / iL | 20 91 2178 | 20 91 2178 | 20 90 9004 | 20 92 8132 |

7xx (E65/66)
(2001 →)

| | | | | |
|---------------------------|--|--|-------------------|----------|
| 730 d / i / Li | 20 92 1167 20 92 1168 | 20 92 1167 20 92 1168 | 20 92 1166 | - |
| 735 i / Li | 20 92 1167 20 92 1168 | 20 92 1167 20 92 1168 | 20 92 1166 | - |
| 740 i / d | 20 92 1167 20 92 1168 | 20 92 1167 20 92 1168 | 20 92 1166 | - |
| 745 i / Li / d | 20 92 1167 20 92 1168 | 20 92 1167 20 92 1168 | 20 92 1166 | - |
| 750 i / 760 i / Li | 20 92 1167 20 92 1168 | 20 92 1167 20 92 1168 | 20 92 1166 | - |

SWAG 20 90 9004
Ref.No. 33 41 1 090 505

AØ 84 IØ 45 B 41

SWAG 20 91 2178
Ref.No. 31 22 1 092 519

AØ 139 Lk 115 x 5

SWAG 20 92 1166
Ref.No. 33 41 1 095 238

AØ 80 IØ 45 B 41

SWAG 20 92 1167
Ref.No. 312 26 750 217

AØ 145 Lk 115 x 5

SWAG 20 92 1168
Ref.No. 312 26 750 217 S1

AØ 145 Lk 115 x 5

SWAG 20 92 8132
Ref.No. 33 41 1 095 774

AØ 145 Lk 115 x 5



8xx (E31) (1990 → 1999)

| | | | | | |
|------------|---------|------------|------------|------------|------------|
| 840 i / Ci | 03/92 → | 20 90 4436 | 20 90 4436 | 20 90 9004 | 20 92 8132 |
| 850 i | → 03/92 | 20 90 4043 | 20 90 4043 | 20 90 9004 | - |
| | 03/92 → | 20 90 4436 | 20 90 4436 | 20 90 9004 | 20 92 8132 |
| 850 Ci | → 03/92 | - | - | 20 90 9004 | - |
| | 03/92 → | 20 90 4436 | 20 90 4436 | 20 90 9004 | 20 92 8132 |

X 3 (E83/LCI) (2004 →)

| | | | | | |
|----------------|--|--------------------------|---|------------|---|
| 2.0 i / d | | 20 92 3926 20 92 3928 | - | 20 90 9004 | - |
| 2.5 i / si | | 20 92 3926 20 92 3928 | - | 20 90 9004 | - |
| 3.0 i / si / d | | 20 92 3926 20 92 3928 | - | 20 90 9004 | - |

SWAG 20 90 4043

Ref.No. 31 21 1 129 386



AØ 139 Lk 115 x 5

SWAG 20 90 4436

Ref.No. 31 22 1 139 345



AØ 139 Lk 112 x 5

SWAG 20 90 9004

Ref.No. 33 41 1 090 505



AØ 84 IØ 45 B 41

SWAG 20 92 3926

Ref.No. 31 22 6 783 913



AØ 90 IØ 49 B 45

SWAG 20 92 3928

Ref.No. 31 22 6 783 913 S1



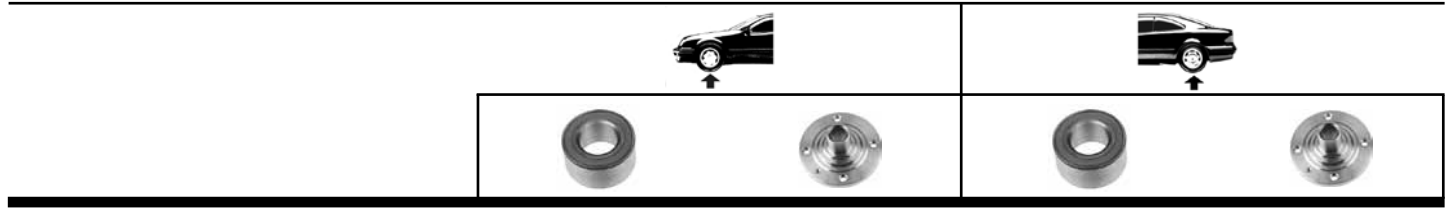
AØ 90 IØ 49 B 45

SWAG 20 92 8132

Ref.No. 33 41 1 095 774



AØ 145 Lk 115 x 5



| X 5 I (E53) (2000 → 2006) | | | | | |
|-------------------------------------|---------|--------------------------|------------|------------|---|
| 3.0 d (mot.) M 57 / N / i | → 08/03 | 20 92 3926 20 92 3928 | 20 92 8114 | 20 92 1166 | - |
| | 09/03 → | 20 92 3926 20 92 3928 | 20 92 8114 | 20 92 6312 | - |
| 3.0 i | → 08/03 | 20 92 3926 20 92 3928 | 20 92 8114 | 20 92 1166 | - |
| | 09/03 → | 20 92 3926 20 92 3928 | 20 92 8114 | 20 92 6312 | - |
| 4.4 i (mot.) M 62 / N 62 | → 08/03 | 20 92 3926 20 92 3928 | 20 92 8114 | 20 92 1166 | - |
| | 09/03 → | 20 92 3926 20 92 3928 | 20 92 8114 | 20 92 6312 | - |
| 4.6 iS / 4.8 iS | → 08/03 | 20 92 3926 20 92 3928 | 20 92 8114 | 20 92 1166 | - |
| | 09/03 → | 20 92 3926 20 92 3928 | 20 92 8114 | 20 92 6312 | - |

| X 5 II (E70) (2007 →) | | | | | |
|---------------------------------|--|---|------------|--------------------------|---|
| alle / all | | - | 20 92 8491 | 20 92 8506 20 92 8623 | - |

| X 6 (E71) (2008 →) | | | | | |
|------------------------------|--|---|------------|--------------------------|---|
| alle / all | | - | 20 92 8491 | 20 92 8506 20 92 8623 | - |





Z1

(1988 → 1991)

alle / all

20 90 4044

20 90 4044

20 90 4526

-

Z3

(1995 → 2003)

1.8

20 90 4436

20 90 4436

20 97 3271

-

→ 04/99

20 90 4436

20 90 4436

20 97 3271

-

1.9 (mot.) M43

04/99 → 05/01

20 90 4436

20 90 4436

20 90 4526

-

05/01 →

20 91 8769

20 91 8769

20 90 4526

-

1.9 (mot.) M44

→ 05/01

20 90 4436

20 90 4436

20 97 3271

-

05/01 →

20 91 8769

20 91 8769

20 97 3271

-

2.0 / 2.2 i / 2.8

20 90 4436

20 90 4436

20 90 4526

-

3.0 i

20 90 4436

20 90 4436

20 90 4526

-

3.2 (mot.) S50 / S52 / S54

20 90 4436

20 90 4436

20 90 9004

20 92 8132

SWAG 20 90 4044

Ref.No. 31 21 1 131 297



AØ 120 Lk 100 x 4

SWAG 20 90 4436

Ref.No. 31 22 1 139 345



AØ 139 Lk 112 x 5

SWAG 20 90 4526

Ref.No. 33 41 1 130 617



AØ 75 IØ 42 B 37

SWAG 20 90 9004

Ref.No. 33 41 1 090 505



AØ 84 IØ 45 B 41

SWAG 20 91 8769

Ref.No. 31 22 6 757 024



AØ 143 Lk 115 x 5

SWAG 20 92 8132

Ref.No. 33 41 1 095 774




AØ 145 Lk 115 x 5

SWAG 20 97 3271

Ref.No. 33 41 1 124 358



AØ 72 IØ 39 B 37



| | | | | |
|----------------------------------|---|---|--|-------------------|
| Z4 (E85) (2003 →) | | | 20 90 4526 20 92 1996 | - |
| 2.2 / 2.5 / 3.0 | - | - | | |
| Z8 (E52) (2000 → 2003) | | | | |
| alle / all | - | - | - | 20 92 8132 |





AX

(1986 → 1998)

1.4 (mot.) TU3

-

62 91 0223

62 91 1420 ①

-

1.4 (mot.) TU3JP

62 90 5542

62 91 9844 ②

62 91 1420 ①

-

1.4 D / 1.5 D

(mot.) TUD3 / (ch.) O 05278 → TUD5

62 90 5542

62 91 9844 ②

62 91 1420 ①

-

Berlingo

(1996 → 2008)

alle / all

62 90 5543

62 91 0224

62 92 9382 ③
62 92 8384 ④

62 92 9382 ③
62 92 8384 ④

Berlingo III

(2008 →)

alle / all

62 91 9574

62 91 0224

-

-



① 4-Lochfelge / 4 hole-rim
② alle / all 3-Lochfelge / 3 hole-rim
③ (ex.) ABS

④ ABS (ex.) ESP
11/2002 → / (ch.) → O 10219

SWAG 62 90 5542
Ref.No. 3350.17



AØ 72 IØ 35 B 34

SWAG 62 90 5543
Ref.No. 3350.16



AØ 82 IØ 42 B 36

SWAG 62 91 0223
Ref.No. 3307.49



AØ 130 LK Ø109 x 4

SWAG 62 91 0224
Ref.No. 3307.72



AØ 128 LK Ø108 x 4

SWAG 62 91 1420
Ref.No. 3748.17 SK



AØ 52 IØ 25 B 37

SWAG 62 91 9574
Ref.No. 3350.17



AØ 72 IØ 35 B 32

SWAG 62 91 9844
Ref.No. 3307.74




AØ 119 LKØ 85 x 3

SWAG 62 92 9382
Ref.No. 3748.43



AØ 129 LK Ø108 x 4



| | | | | |
|-----------------------|------------|------------|---|---|
| C2 (2003 →) | | | | |
| alle / all ABS | 64 92 4517 | 62 91 8285 | - | - |

| | | | | |
|-----------------------|------------|------------|---|---|
| C3 (2002 →) | | | | |
| alle / all ABS | 64 92 4517 | 62 91 8285 | - | - |

| | | | | |
|-------------------------------|------------|------------|---|---|
| C3 Pluriel (2003 →) | | | | |
| alle / all ABS | 64 92 4517 | 62 91 8285 | - | - |

| | | | | |
|----------------------------|------------|------------|---|---|
| C3 II (2005 →) | | | | |
| 1.6 16V (mot.) TU5JP4 AL4 | 62 91 9574 | 62 91 0224 | - | - |
| 1.6 HDI (mot.) DV6TED4 | 62 91 9574 | 62 91 0224 | - | - |

| | | | | |
|------------------------|------------|------------|--|--|
| C 4 (2004 →) | | | | |
| alle / all | 62 91 9574 | 62 91 0224 | 62 92 8264 ^① 62 92 7201 ^② | 62 92 8264 ^① 62 92 7201 ^② |

① (ch.) O 11018 (77) → ABS **②** BOSCH / TRW Lucas ABS
 (ch.) O 10647 UW →
 (ch.) O 100073 88 → 10884 88





C 4 Picasso

(2006 →)

alle / all

62 91 9574

62 91 0224

62 92 8264

62 92 8264

C 5

(2001 → 2004)

alle / all

62 91 9574

64 92 8497

-

-

C 5 II

(2004 →)

alle / all

62 91 9574

64 92 8497

-

-

C 8

(2002 →)

(ex.) 3.0 V 6 (mot.) ES9J4

62 92 4523

62 91 9842

-

-

C 15

(1984 → 1997)

1.1 / 1.3 / 1.8 D / 1.9 D

(mot.) E1 / G1 / XUD7 / DW8B

62 90 5542

62 91 0223

-

-

1.1 → 1.6 (mot.) TU (ch.) O 04222 →

62 90 5542

62 91 0223

-

-

C 25

(1985 → 1994)

(ch.) S604497 →

70 91 2691
70 91 2695

70 91 2573

-

-

SWAG 62 90 5542
Ref.No. 3350.17



AØ 72 IØ 35 B 34

SWAG 62 91 0223
Ref.No. 3307.49



AØ 130 LK Ø109 x 4

SWAG 62 91 9574
Ref.No. 3350.17



AØ 72 IØ 35 B 32

SWAG 62 92 4523
Ref.No. 3350.87



AØ 82,5 IØ 44 B 35

SWAG 62 92 8264
Ref.No. 3748.74



AØ 129 IØ 25 B 58,8

SWAG 64 92 8497
Ref.No. 3307.75



AØ 129 LK Ø108 x 4

SWAG 70 91 2573
Ref.No. 3307.60



AØ 50 LK Ø139 x 5

SWAG 70 91 2691
Ref.No. 3350.29



AØ 80 IØ 50 B 21,5
AØ 80 IØ 50 B 21,5

SWAG 70 91 2695
Ref.No. 3350.29 SK




AØ 80 IØ 50 B 21,5
AØ 80 IØ 50 B 21,5

SWAG 62 91 9842
Ref.No. 3307.64



AØ 122 LK Ø 95 x 5



Evasion (1994 → 2002)

| | | | | |
|------------|------------|------------|------------|------------|
| alle / all | 70 91 4538 | 62 91 9842 | 62 91 9295 | 70 91 4535 |
|------------|------------|------------|------------|------------|

Jumper (1994 → 2002)

| | | | | |
|--|--------------------------|------------|---|---|
| (ex.) | 70 91 2691 70 91 2695 | 70 91 4535 | - | - |
| 1 t / 1.4 t / 1.5 t (ch.) O 16205755 → | - | 70 92 8231 | - | - |
| | - | 70 92 8232 | - | - |

Jumper II (2002 → 2006)

| | | | | |
|---------------------------|------------|------------|---|---|
| 1 t / 1.4 t / 1.5 t (ex.) | 62 92 4519 | 70 92 8231 | - | - |
| | 62 92 4521 | 70 92 8232 | - | - |

SWAG 62 91 9295
Ref.No. 3350.25 SK

AØ 68 IØ 40 B 19
AØ 55 IØ 30 B 17

SWAG 62 91 9842
Ref.No. 3307.64

AØ 122 LK Ø 95 x 5

SWAG 62 92 4519
Ref.No. 3326.62

AØ 84 IØ 49 B 48

SWAG 62 92 4521
Ref.No. 3326.69

AØ 90 IØ 55 B 60

SWAG 70 91 2691
Ref.No. 3350.29

AØ 80 IØ 50 B 21,5
AØ 80 IØ 50 B 21,5

SWAG 70 91 2695
Ref.No. 3350.29 SK

AØ 80 IØ 50 B 21,5
AØ 80 IØ 50 B 21,5

SWAG 70 91 4535
Ref.No. 3307.65

AØ 139 LKØ 112 x 5

SWAG 70 91 4535
Ref.No. 3350.28 SK

AØ 120 LKØ 95 x 5

SWAG 70 91 4538
Ref.No. 3350.27

AØ 82 IØ 44 B 37

SWAG 70 92 8231
Ref.No. 3307.84

AØ 139 LKØ 113,5 x 5

SWAG 70 92 8232
Ref.No. 3307.83

AØ 156 LKØ 126 x 5



Jumpy (1994 →)

alle / all

70 91 4538

62 91 9842

-

-

Saxo (1996 → 2000)

1.0 (mot.) TU9M (ch.) O 08331 →

62 91 8191

62 91 9844

62 91 1420

-

(ch.) → O 08093

62 90 5542

62 91 9844

62 91 1420

-

1.4 (mot.) TU3JP

(ch.) O 08094 →

-

62 91 8285

62 91 1420

-

1.5 D / 1.6

(mot.) TU5JP /
TU5J4 / TUD5

(ch.) → O 08093

62 90 5542

62 91 0223

62 91 1420

-

(ch.) O 08094 →

62 91 8191

62 91 9844

-

-

SWAG 62 90 5542
Ref.No. 3350.17



AØ 72 IØ 35 B 34

SWAG 62 91 0223
Ref.No. 3307.49



AØ 130 LK Ø109 x 4

SWAG 62 91 1420
Ref.No. 3748.17 SK



AØ 52 IØ 25 B 37

SWAG 62 91 8191
Ref.No. 3350.32



AØ 72 IØ 37 B 33

SWAG 62 91 8285
Ref.No. 3307.76



AØ 130 LKØ 108 x 4

SWAG 62 91 9842
Ref.No. 3307.64



AØ 122 LK Ø 95 x 5

SWAG 62 91 9844
Ref.No. 3307.74



AØ 119 LKØ 85 x 3

SWAG 70 91 4538
Ref.No. 3350.27



AØ 82 IØ 44 B 37



Xantia (X1)

(1993 → 1998)

| | | | | |
|--|------------|------------|------------------------------|------------------------------|
| 1.6 / 1.8 (mot.) XU5JP / XU7JP XU7JB / XU7JP4 | 62 90 5543 | 62 91 0224 | 62 92 9382 ① 64 92 8498 ② | 62 92 9382 ① 64 92 8498 ② |
| 1.9 TD (mot.) XUD9TE | 62 90 5543 | 62 91 0224 | 62 92 9382 ① 64 92 8498 ② | 62 92 9382 ① 64 92 8498 ② |
| 2.0 (mot.) XU10J2 | 62 90 5543 | 62 91 0224 | 62 92 9382 ① 64 92 8498 ② | 62 92 9382 ① 64 92 8498 ② |
| 2.0 Turbo (mot.) XU10J2TE | 62 90 5543 | 64 92 8497 | 62 92 9382 ① 64 92 8498 ② | 62 92 9382 ① 64 92 8498 ② |
| 2.1 TD (mot.) XUD11BTE | 62 90 5543 | 64 92 8497 | 62 92 9382 ① 64 92 8498 ② | 62 92 9382 ① 64 92 8498 ② |
| 3.0 V6 (mot.) ES9J4 | 62 90 5543 | 64 92 8497 | 62 92 9382 ① 64 92 8498 ② | 62 92 9382 ① 64 92 8498 ② |

Xantia (X2)

(1998 → 2003)

| | | | | |
|---------------------------|------------|------------|------------------------------|------------------------------|
| 1.9 TD (mot.) XUD9TE AL4 | 62 90 5543 | 64 92 8497 | 62 92 9382 ① 64 92 8498 ② | 62 92 9382 ① 64 92 8498 ② |
| 1.9 D (mot.) XUD9DS | 62 90 5543 | 62 91 0224 | 62 92 9382 ① 64 92 8498 ② | 62 92 9382 ① 64 92 8498 ② |
| 2.0 D (mot.) DW10TD | 62 90 5543 | 62 91 0224 | 62 92 9382 ① 64 92 8498 ② | 62 92 9382 ① 64 92 8498 ② |
| 2.0 HDI (mot.) DW10ATED | 62 90 5543 | 64 92 8497 | 62 92 9382 ① 64 92 8498 ② | 62 92 9382 ① 64 92 8498 ② |
| 2.0 Turbo (mot.) XU10J2TE | 62 90 5543 | 64 92 8497 | 62 92 9382 ① 64 92 8498 ② | 62 92 9382 ① 64 92 8498 ② |
| 2.0 16V (mot.) XU10J4R | 62 90 5543 | 64 92 8497 | 62 92 9382 ① 64 92 8498 ② | 62 92 9382 ① 64 92 8498 ② |
| 2.1 TD (mot.) XUD11BTE | 62 90 5543 | 64 92 8497 | 62 92 9382 ① 64 92 8498 ② | 62 92 9382 ① 64 92 8498 ② |
| 3.0 V6 (mot.) ES9J4 | 62 90 5543 | 64 92 8497 | 62 92 9382 ① 64 92 8498 ② | 62 92 9382 ① 64 92 8498 ② |



① (ex.) ABS

② ABS

SWAG 62 91 0224
Ref.No. 3307.72



AØ 128 LK Ø108 x 4

SWAG 62 90 5543
Ref.No. 3350.16



AØ 82 IØ 42 B 36

SWAG 62 92 9382
Ref.No. 3748.43



AØ 129 LK Ø108 x 4

SWAG 64 92 8497
Ref.No. 3307.75



AØ 128 LK Ø108 x 4

SWAG 64 92 8498
Ref.No. 3748.29



AØ 128 LK Ø108 x 4



Xsara

(1997 →)

alle / all

62 90 5543

62 91 0224

-

-

Xsara Picasso

(2000 →)

alle / all

62 90 5543

62 91 0224

62 92 8384 ①
62 92 9382 ②

62 92 8384 ①
62 92 9382 ②

ZX

(1991 → 1997)

(mot.) TU
Benzin / Gasoline

(ex.) ABS

62 90 5542

62 91 0223

62 91 1420

-

ABS

62 90 5543

62 91 0224

62 91 1420

-

1.4 D / 1.5 D (mot.) TUD3 / TUD5

62 90 5542

62 91 0223

62 91 1420

-

(mot.) XU Injection / XUD

62 90 5543

62 91 0224

62 91 1420

-



① ABS (ex.) ESP (ch.) → O 10219

② (ex.) ABS

SWAG 62 90 5542
Ref.No. 3350.17



AØ 72 IØ 35 B 34

SWAG 62 90 5543
Ref.No. 3350.16



AØ 82 IØ 42 B 36

SWAG 62 91 0223
Ref.No. 3307.49



AØ 130 LK Ø109 x 4

SWAG 62 91 0224
Ref.No. 3307.72



AØ 128 LK Ø108 x 4

SWAG 62 91 1420
Ref.No. 3748.17 SK



AØ 52 IØ 25 B 37

SWAG 62 92 8384
Ref.No. 3748.44




AØ 129 LK Ø108 x 4

SWAG 62 92 9382
Ref.No. 3748.43



AØ 129 LK Ø108 x 4



| | | | | |
|--------------------------------|--------------------------|--------------------------|--------------------------|--------------------------|
| Espero (1991 → 1999) | | | | |
| alle / all | 20 97 3271 40 90 3189 | - | 40 85 0001 40 85 0002 | - |
| Lanos (1997 →) | | | | |
| 14 " alle / all (ex.) 1.5 | 20 97 3271 40 90 3189 | - | 40 85 0001 40 85 0002 | - |
| Nexia (1995 →) | | | | |
| alle / all | (ex.) ABS | 40 90 3270 40 90 3096 | - | 40 85 0001 40 85 0002 |
| | ABS | 20 97 3271 40 90 3189 | - | 40 85 0001 40 85 0002 |
| Nubira (1997 →) | | | | |
| alle / all (ex.) 1.5 / 1.8 | 20 97 3271 40 90 3189 | - | 40 85 0001 40 85 0002 | - |





Logan (2004 →)

alle / all

60 92 6887 ⓘ

-

60 90 5538

-

Sandero (2008 →)

alle / all

-

-

60 90 5538

-



ⓘ ABS

SWAG 60 90 5538

Ref.No. 77 01 205 812



AØ 52 IØ 25 B 37

SWAG 60 92 6887

Ref.No. 60 01 547 686




AØ 72 IØ 37 B 37



Barchetta
(1995 → 2004)

| | | | | | |
|---------------------|----------------------|-------------------|---|-------------------|-------------------|
| alle / all | ABS → 05/99 | - | - | 70 91 2118 | 70 91 2118 |
| | ABS 06/99 → | - | - | 70 91 9345 | 70 91 9345 |
| 1.8 16 V ABS | (ch.) 43319 → | 70 92 8142 | - | - | - |






Brava / Bravo (1995 → 2001)

| | | | | | |
|------------------|-----------------------------|--------------------------|------------|------------|------------|
| 1.2 / 1.6 | (ex.) ABS | 70 91 2520 70 91 2521 | 70 91 2572 | 70 91 2116 | 70 91 2116 |
| | ABS → 98 | 70 92 4524 | 70 91 2572 | 70 91 2118 | 70 91 2118 |
| | ABS 98 → | 70 92 4524 | 70 91 2572 | 70 91 9345 | 70 91 9345 |
| 1.4 | (ex.) ABS | 70 91 2520 70 91 2521 | 70 91 2572 | 70 91 2116 | 70 91 2116 |
| | ABS → 98 | - | 70 91 2572 | 70 91 2118 | 70 91 2118 |
| | ABS 98 → | - | 70 91 2572 | 70 91 9345 | 70 91 9345 |
| 1.8 | (ex.) ABS | - | - | 70 91 2116 | 70 91 2116 |
| | ABS → 98 | - | - | 70 91 2118 | 70 91 2118 |
| | ABS 98 → | - | - | 70 91 9345 | 70 91 9345 |
| 1.9 D / TD / JTD | (ex.) ABS | - | 70 91 2572 | 70 91 2116 | 70 91 2116 |
| | ABS → 98 | - | 70 91 2572 | 70 91 2118 | 70 91 2118 |
| | ABS 98 → (ch.) 5007495 → | 70 92 8142 | 70 91 2572 | 70 91 9345 | 70 91 9345 |
| 2.0 | (ex.) ABS | - | 70 91 2572 | 70 91 2116 | 70 91 2116 |
| | ABS → 98 | - | 70 91 2572 | 70 91 2118 | 70 91 2118 |
| | ABS 98 → | - | 70 91 2572 | 70 91 9345 | 70 91 9345 |





Cinquecento
(1993 → 1998)

| | | | | |
|-------------------|--|-------------------|-------------------|-------------------|
| alle / all | 70 91 2534 70 91 2536 | 70 91 2572 | 70 91 2370 | 70 91 2370 |
|-------------------|--|-------------------|-------------------|-------------------|

Coupé
(1993 → 2000)

| | | | | | |
|---|------------------|---|---|-------------------|-------------------|
| alle / all (ex.) Turbo | (ex.) ABS | - | - | 70 91 2116 | 70 91 2116 |
| | ABS | - | - | 70 91 2118 | 70 91 2118 |

Croma
(2005 →)

| | | | | |
|-------------------|-------------------|-------------------|-------------------|-------------------|
| alle / all | 70 92 8142 | 70 92 8142 | 40 92 6675 | 40 92 6675 |
|-------------------|-------------------|-------------------|-------------------|-------------------|

SWAG 40 92 6675
Ref.No. 5174 9115

AØ 140 LkØ 105 x 5

SWAG 70 91 2116
Ref.No. 4645 3887

AØ 118 LkØ 98 x 4

SWAG 70 91 2118
Ref.No. 0776 9902

AØ 116 LkØ 98 x 4

SWAG 70 91 2370
Ref.No. 0760 3485

AØ 117 LkØ 98 x 4

SWAG 70 91 2534
Ref.No. 0589 0991

AØ 66 IØ 35 B 33

SWAG 70 91 2536
Ref.No. 4642 3870

AØ 66 IØ 35 B 33

SWAG 70 91 2572
Ref.No. 0760 8131

AØ 35 LkØ 98 x 4


SWAG 70 92 8142
Ref.No. 5174 8680

AØ 137 LkØ 105 x 5



Ducato 1

(1982 → 1994)

alle / all (ex.)  / 4X4

70 91 2695


70 91 2573

62 91 9295

-

Ducato 2

(1994 → 2002)


alle / all (ex.) 4X4 (ex.) 

70 91 2695

70 91 4535

62 91 9295

-

alle / all (ex.) 4X4 (ex.) 

70 91 2695


70 91 4535

70 91 2695

-

Ducato 2

(2002 →)


1.1 t / 1.4 t (ex.) 

62 92 4519

70 92 8231

-

-

alle / all 

62 92 4521

70 92 8232

-

-

SWAG 62 91 9295

Ref.No. 0433 0648 SK



AØ 68 IØ 40 B 19
AØ 55 IØ 30 B 17

SWAG 62 92 4519

Ref.No. 13280 46080



AØ 84 IØ 49 B 48

SWAG 62 92 4521

Ref.No. 13280 54080



AØ 90 IØ 55 B 60

SWAG 70 91 2573

Ref.No. 0765 7422



AØ 50 LkØ 139 x 5

SWAG 70 91 2695

Ref.No. 7171 4450



AØ 80 IØ 50 B 21,5
AØ 80 IØ 50 B 21,5

SWAG 70 91 4535

Ref.No. 13004 72080



AØ 139 LkØ 112 x 5

SWAG 70 92 8231

Ref.No. 13466 53080




AØ 139 LkØ 113,5 x 5

SWAG 70 92 8232

Ref.No. 13466 52080



AØ 156 LkØ 126 x 5



Grande Punto
(2005 →)

| | | | | | |
|----------|------|--------------|------------|---|---|
| 1.2 8V | | 70 92 4524 | 70 92 8303 | - | - |
| 1.3 JTD | | 70 92 8142 ⓘ | 70 92 8300 | - | - |
| 1.4 8V | | 70 92 4524 | 70 92 8303 | - | - |
| 1.4 16 V | | 70 92 4524 | 70 92 8303 | - | - |
| 1.4 16 V | 88KW | 70 92 4524 | 70 92 8303 | - | - |
| 1.9 JTD | | 70 92 8142 ⓘ | 70 92 8300 | - | - |

Idea
(2003 →)

| | | | | | |
|---------|-----------|--------------|------------|---|---|
| 1.3 JTD | 09/2005 → | 70 92 8142 ⓘ | - | - | - |
| 1.4 | | 70 92 4524 | 70 91 2572 | - | - |



ⓘ alle mit / all with ABS

SWAG 70 91 2572
Ref.No. 0760 8131

AØ 35 LkØ 98 x 4

SWAG 70 92 4524
Ref.No. 7171 4459

AØ 72 IØ 35 B 33

SWAG 70 92 8142
Ref.No. 7174 5047

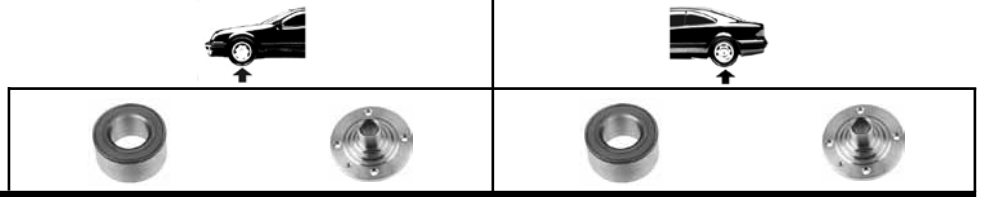
AØ 72 IØ 37 B 37

SWAG 70 92 8300
Ref.No. 5570 3557

AØ 120 LkØ 100 x 4

SWAG 70 92 8303
Ref.No. 5570 3556

AØ 120 LkØ 100 x 4



Marea

(1995 → 2002)

| | | | | | |
|---------------|------------|--------------------------|------------|------------|------------|
| 1.2 / 1.4 | (ex.) ABS | 70 91 2520 70 91 2521 | 70 91 2572 | 70 91 2116 | 70 91 2116 |
| | ABS | 70 92 4524 | 70 91 2572 | 70 91 2118 | 70 91 2118 |
| | ABS 1998 → | - | 70 91 2572 | 70 91 9345 | 70 91 9345 |
| 1.9 JTD | ABS | 70 92 8142 | - | - | - |
| Station Wagon | ABS → 1998 | - | 70 91 2572 | 70 91 2117 | 70 91 2117 |
| | ABS 1998 → | - | 70 91 2572 | 70 91 9345 | 70 91 9345 |

Multipla

(1999 →)

| | | | | | |
|--|-----------|------------|------------|------------|------------|
| alle / all (ex.) 1.6 16V / (ex.) 1.9 JTD | (ex.) ABS | - | - | 70 91 2116 | 70 91 2116 |
| | ABS | - | - | 70 91 9345 | 70 91 9345 |
| 1.6 16V 1.9 JTD | ABS | 70 92 8142 | 70 92 8142 | - | - |
| | ABS | 70 92 8142 | 70 92 8142 | - | - |

SWAG 70 91 2116
Ref.No. 4645 3887



AØ 118 LkØ 98 x 4

SWAG 70 91 2117
Ref.No. 6081 1481



AØ 118 LkØ 98 x 4

SWAG 70 91 2118
Ref.No. 0776 9902



AØ 116 LkØ 98 x 4

SWAG 70 91 2520
Ref.No. 0589 0990



AØ 72 IØ 35 B 32

SWAG 70 91 2572
Ref.No. 0760 8131



AØ 35 LkØ 98 x 4

SWAG 70 91 9345
Ref.No. 4651 9901



AØ 118 LkØ 98 x 4

SWAG 70 92 4524
Ref.No. 7171 4459




AØ 72 IØ 35 B 33

SWAG 70 92 8142
Ref.No. 7174 5047



AØ 72 IØ 37 B 37



Palio / Siena
(1998 →)

| | | | | | |
|--------------------|------------------|-------------------|---|-------------------|-------------------|
| alle / all | ABS → 2002 | - | - | 70 91 2118 | 70 91 2118 |
| alle / all | ABS 2002 → | - | - | 70 91 9345 | 70 91 9345 |
| 1.3 JTD ABS | (mot.) 9967853 → | 70 92 8142 | - | 70 91 9345 | 70 91 9345 |
| 1.9 JTD | ABS | 70 92 8142 | - | 70 91 9345 | 70 91 9345 |

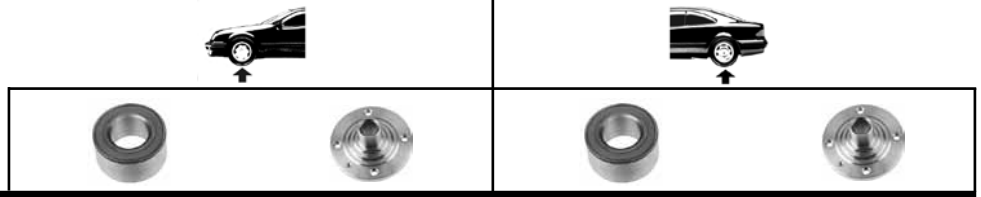
Panda 1
(1998 → 2003)

| | | | | | |
|-------------------|--|-------------------|-------------------|-------------------|-------------------|
| alle / all | | 70 91 4237 | 70 91 4237 | 70 91 2370 | 70 91 2370 |
|-------------------|--|-------------------|-------------------|-------------------|-------------------|

Panda 2
(2003 →)

| | | | | | |
|---------------------------------------|--|--|---|-------------------|-------------------|
| 1.1 8V / 1.2 8V | | 70 91 2534 70 91 2536 | - | 70 91 2370 | 70 91 2370 |
| 1.2 8V 4x4 / 1.3 JTP / 1.4 16V | | 70 92 8142 | - | - | - |





Punto 1

(1993 → 1999)

| | | | | | |
|-----------------|-----------|--------------------------|------------|------------|------------|
| 1.1 | (ex.) ABS | 70 91 2534 70 91 2536 | 70 91 2572 | 70 91 2116 | 70 91 2116 |
| | ABS | 70 91 2534 70 91 2536 | 70 91 2572 | 70 91 2118 | 70 91 2118 |
| 1.2 | (ex.) ABS | 70 91 2520 70 91 2521 | 70 91 2572 | 70 91 2116 | 70 91 2116 |
| | ABS | 70 91 2520 70 91 2521 | 70 91 2572 | 70 91 2118 | 70 91 2118 |
| 1.4 | (ex.) ABS | - | - | 70 91 2116 | 70 91 2116 |
| | ABS | - | - | 70 91 2118 | 70 91 2118 |
| 1.6 | (ex.) ABS | 70 91 2520 70 91 2521 | 70 91 2572 | 70 91 2116 | 70 91 2116 |
| | ABS | 70 91 2520 70 91 2521 | 70 91 2572 | 70 91 2118 | 70 91 2118 |
| 1.7 D / 1.7 TDS | (ex.) ABS | 70 91 2520 70 91 2521 | 70 91 2572 | 70 91 2116 | 70 91 2116 |
| | ABS | 70 91 2520 70 91 2521 | 70 91 2572 | 70 91 2118 | 70 91 2118 |

SWAG 70 91 2116
Ref.No. 4645 3887



AØ 118 LkØ 98 x 4

SWAG 70 91 2118
Ref.No. 0776 9902



AØ 116 LkØ 98 x 4

SWAG 70 91 2520
Ref.No. 0589 0990



AØ 72 IØ 35 B 32

SWAG 70 91 2521
Ref.No. 4652 8566



AØ 72 IØ 35 B 32

SWAG 70 91 2534
Ref.No. 0589 0991



AØ 66 IØ 35 B 33

SWAG 70 91 2536
Ref.No. 4642 3870




AØ 66 IØ 35 B 33

SWAG 70 91 2572
Ref.No. 0760 8131



AØ 35 LkØ 98 x 4



Punto 2
(1999 → 2005)

| | | | | | |
|----------------|-----------------------------------|--------------------------|------------|------------|------------|
| 1.2 | (ex.) ABS | 70 91 2520 70 91 2521 | 70 91 2572 | 70 91 2116 | 70 91 2116 |
| | ABS | 70 92 4524 | 70 91 2572 | 70 91 9345 | 70 91 9345 |
| 1.3 JTD ABS | (ch.) 5400187 → (ch.) 821790 → | 70 92 8142 | - | - | - |
| 1.8 | (ex.) ABS | - | - | 70 91 2116 | 70 91 2116 |
| | ABS | 70 92 8142 | - | 70 91 9345 | 70 91 9345 |
| 1.9 D | | 70 92 4524 | - | - | - |
| 1.9 JTD | ABS | 70 92 8142 | - | - | - |
| 2.0 D | (ex.) ABS | 70 91 2520 70 91 2521 | 70 91 2572 | 70 91 2116 | 70 91 2116 |
| | ABS | - | 70 91 2572 | 70 91 9345 | 70 91 9345 |





Scudo

(1995 → 2007)

alle / all

70 91 4538

62 91 9842

70 91 4535

70 91 4535

Seicento

(1998 →)

alle / all

70 91 2534
70 91 2536

70 91 2572

70 91 2370

70 91 2370

Strada

(1999 → 2005)

1.9 JTD

ABS

70 92 8142

-

-

-

SWAG 62 91 9842

Ref.No.13115 50 90 8080



AØ 122 LkØ 95 x 5

SWAG 70 91 2370

Ref.No. 0760 3485



AØ 117 LkØ 98 x 4

SWAG 70 91 2534

Ref.No. 0589 0991



AØ 66 IØ 35 B 33

SWAG 70 91 2536

Ref.No. 4642 3870



AØ 66 IØ 35 B 33

SWAG 70 91 2572

Ref.No. 0760 8131



AØ 35 LkØ 98 x 4

SWAG 70 91 4535

Ref.No.95672 17780 SK



AØ 120 LkØ 95 x 5

SWAG 70 91 4538

Ref.No. 7171 4473 SK




AØ 82 IØ 44 B 37

SWAG 70 92 8142

Ref.No. 7174 5047



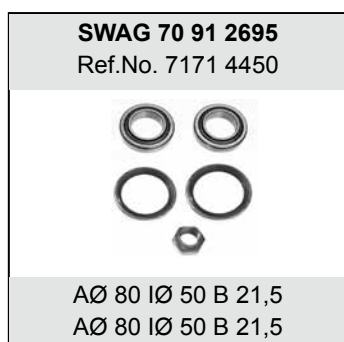
AØ 72 IØ 37 B 37




| | | | | | |
|---------------------------|-----|------------|---|---|---|
| Strada (2005 →) | | | | | |
| 1.3 JTD | ABS | 70 92 8142 | - | - | - |

| | | | | | |
|--------------------------|--|------------|------------|---|------------|
| Stilo (2001 →) | | | | | |
| 1.2 16V | | 70 92 4524 | 70 91 2572 | - | 70 91 9345 |

| | | | | | |
|---------------------------------|--|------------|------------|---|---|
| Talento (1986 → 1994) | | | | | |
| alle / all (ex.) | | 70 91 2695 | 70 91 2573 | - | - |





Tempra

(1988 → 1996)

| | | | | | |
|---|-------------------|--------------------------|------------|---|------------|
| 1.4 | (ex.) ABS | 70 91 2534 70 91 2536 | 70 91 2572 | - | 70 91 2116 |
| | ABS | 70 91 2534 70 91 2536 | 70 91 2572 | - | 70 91 2117 |
| 1.6  | (ex.) ABS | 70 91 2534 70 91 2536 | 70 91 2572 | - | 70 91 2116 |
| | 09/89 → 95 ABS | 70 91 2520 70 91 2521 | 70 91 2572 | - | 70 91 2117 |
| 1.6  | ABS → 1993 | - | - | - | 70 91 2117 |
| 1.8 | (ex.) ABS | - | - | - | 70 91 2116 |
| | ABS | - | - | - | 70 91 2117 |
| 1.9 D | (ex.) ABS | - | 70 91 2572 | - | 70 91 2116 |
| | ABS | - | 70 91 2572 | - | 70 91 2117 |
| 2.0 (ex.) Station Wagon 4X4 | (ex.) ABS | - | - | - | 70 91 2116 |
| | ABS | - | - | - | 70 91 2117 |

SWAG 70 91 2116
Ref.No. 4645 3887



AØ 118 LkØ 98 x 4

SWAG 70 91 2117
Ref.No. 6081 1481



AØ 118 LkØ 98 x 4

SWAG 70 91 2520
Ref.No. 0589 0990



AØ 72 IØ 35 B 32

SWAG 70 91 2521
Ref.No. 4652 8566



AØ 72 IØ 35 B 32

SWAG 70 91 2534
Ref.No. 0589 0991



AØ 66 IØ 35 B 33

SWAG 70 91 2536
Ref.No. 4642 3870

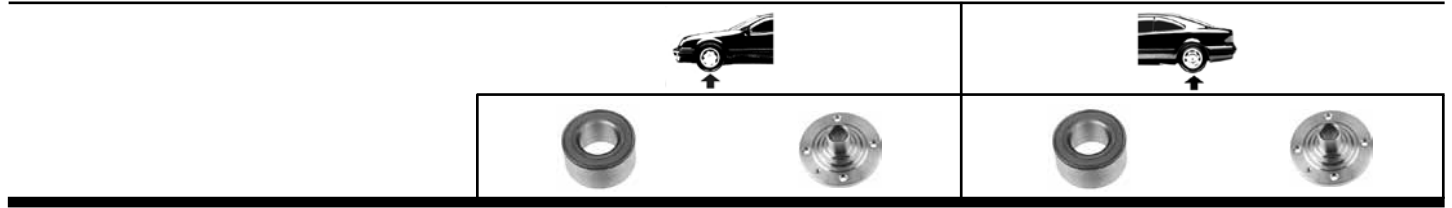


AØ 66 IØ 35 B 33

SWAG 70 91 2572
Ref.No. 0760 8131



AØ 35 LkØ 98 x 4



Tipo
(1988 → 1996)

| | | | | | |
|--------------------------|-----------|--------------------------|------------|---|------------|
| 1.1 / 1.4 | (ex.) ABS | 70 91 2534 70 91 2536 | 70 91 2572 | - | 70 91 2116 |
| | ABS | 70 91 2534 70 91 2536 | 70 91 2572 | - | 70 91 2117 |
| 1.6 09/89 → 95 | (ex.) ABS | 70 91 2534 70 91 2536 | 70 91 2572 | - | 70 91 2116 |
| | ABS | 70 91 2520 70 91 2521 | 70 91 2572 | - | 70 91 2117 |
| 1.9 D | (ex.) ABS | - | 70 91 2572 | - | 70 91 2116 |
| | ABS | - | 70 91 2572 | - | 70 91 2117 |

SWAG 70 91 2116
Ref.No. 4645 3887

AØ 118 LkØ 98 x 4

SWAG 70 91 2117
Ref.No. 6081 1481

AØ 118 LkØ 98 x 4

SWAG 70 91 2520
Ref.No. 0589 0990

AØ 72 IØ 35 B 32

SWAG 70 91 2521
Ref.No. 4652 8566

AØ 72 IØ 35 B 32

SWAG 70 91 2534
Ref.No. 0589 0991

AØ 66 IØ 35 B 33

SWAG 70 91 2536
Ref.No. 4642 3870

AØ 66 IØ 35 B 33

SWAG 70 91 2572
Ref.No. 0760 8131

AØ 35 LkØ 98 x 4



Ulysse I

(1994 → 2002)

alle / all

70 91 4538

62 91 9842

70 91 4535

70 91 4535

Ulysse II

(2002 →)

alle / all

62 92 4523 ⓘ

62 91 9842

-

-

Uno

(1984 → 1995)

alle / all (ex.) Turbo

-

-

70 91 2370

70 91 2370

500

(2007 →)

1.3 JTP / 1.4 16V

70 92 8142

-

-

-



ⓘ (ex.) 3.0 (mot.) ES9J4S

SWAG 62 91 9842

Ref.No.13115 50 90 8080



AØ 122 LkØ 95 x 5

SWAG 62 92 4523

Ref.No. 7173 1547



AØ 82,5 IØ 44 B 37

SWAG 70 91 2370

Ref.No. 0760 3485



AØ 117 LkØ 98 x 4

SWAG 70 91 4535

Ref.No.95672 17780 SK



AØ 120 LkØ 95 x 5

SWAG 70 91 4538

Ref.No. 7171 4473 SK




AØ 82 IØ 44 B 37

SWAG 70 92 8142

Ref.No. 7174 5047



AØ 72 IØ 37 B 37



| | | | | |
|---|------------|------------|-----------------------------------|---|
| Capri 73/75 (08/72 → 04/86) | | | | |
| 3.0 V6 | 50 85 0003 | - | - | - |
| Consul 72 (02/72 → 05/75) | | | | |
| 1.7 V4 2.0 / 2.0 V6 / 2.3 V6 / 2.6 V6 / 3.0 V6 | 50 85 0003 | - | - | - |
| Cougar 98 (08/98 → 12/01) | | | | |
| alle / all | 50 91 9265 | 50 91 9090 | - | - |
| Escort 81 (08/80 → 12/85) | | | | |
| 1.1 / 1.3 / 1.6 | 50 90 5397 | 50 90 5761 | 50 85 0003 i 50 85 0004 | - |
| 1.6 Diesel | 50 90 5398 | 50 90 5761 | 50 85 0003 i 50 85 0004 | - |



i (ex.) Express

| | | | |
|---|--|--|---|
| <p>SWAG 50 85 0003 Ref.No. 5 007 028</p> <p>AØ 50,3 IØ 29 B 14,75 AØ 39,9 IØ 17,5 B 14,5</p> | <p>SWAG 50 85 0004 Ref.No. 5 007 029</p> <p>AØ 59 IØ 32 B 17 AØ 45 IØ 19 B 17</p> | <p>SWAG 50 90 5397 Ref.No. 5 007 039</p> <p>AØ 60 IØ 35 B 19 AØ 60 IØ 35 B 19</p> | |
| <p>SWAG 50 90 5398 Ref.No. 5 007 040</p> <p>AØ 60 IØ 35 B 19 AØ 60 IØ 35 B 19</p> | <p>SWAG 50 90 5761 Ref.No. 1 644 842</p> <p>AØ 35 Lk 110 x 4</p> | <p>SWAG 50 91 9090 Ref.No. 7 346 525</p> <p>AØ 134 Lk 108 x 4</p> | <p>SWAG 50 91 9265 Ref.No. 5 027 620</p> <p>AØ 75 IØ 40 B 37</p> |



Escort 86 (ex.) Express (01/86 → 07/90)

1.1 / 1.3 / 1.4 / 1.6

50 90 5397

50 90 5761

50 90 5408 ①
50 90 5409 ②
50 85 0003

-

1.6 Diesel / 1.8 Diesel

50 90 5398

50 90 5761

50 90 5408 ①
50 90 5409 ②
50 85 0003

-

Escort 86 Express (01/86 → 07/90)

1.1 / 1.3

50 90 5397

50 90 5761

50 85 0004

-

1.6 Diesel / 1.8 Diesel

50 90 5398

50 90 5761

50 85 0004

-



① links / left

② rechts / right

SWAG 50 85 0003
Ref.No. 5 007 028



AØ 50,3 IØ 29 B 14,75
AØ 39,9 IØ 17,5 B 14,5

SWAG 50 85 0004
Ref.No. 5 007 029



AØ 59 IØ 32 B 17
AØ 45 IØ 19 B 17

SWAG 50 90 5397
Ref.No. 5 007 039



AØ 60 IØ 35 B 19
AØ 60 IØ 35 B 19

SWAG 50 90 5398
Ref.No. 5 007 040



AØ 60 IØ 35 B 19
AØ 60 IØ 35 B 19

SWAG 50 90 5408
Ref.No. 5 030 537



AØ 50 IØ 29 B 18

SWAG 50 90 5409
Ref.No. 5 030 538




AØ 50 IØ 29 B 18

SWAG 50 90 5761
Ref.No. 1 644 842



AØ 35 Lk 110 x 4



| Engine | Configuration | SWAG 50 90 5411 | SWAG 50 90 3991 | SWAG 50 90 5408 ① SWAG 50 90 5409 ② SWAG 50 90 8080 | SWAG 50 90 5762 |
|-----------|----------------------|-----------------|-----------------|---|-----------------|
| 1.1 / 1.3 | → 01/91 | 50 90 5411 | 50 90 3991 | 50 90 5408 ① 50 90 5409 ② 50 90 8080 | - |
| | 02/91 → | 50 90 5412 | 50 90 3991 | 50 90 5408 ① 50 90 5409 ② 50 90 8080 | - |
| 1.4 | (ex.) ABS → 01/91 | 50 90 5411 | 50 90 3991 | 50 90 5408 ① 50 90 5409 ② 50 90 8080 | - |
| | ABS 02/91 → | 50 90 5412 | 50 90 3991 | 50 90 5408 ① 50 90 5409 ② | - |
| 1.6 / 1.8 | (ex.) 4WD | 50 90 5412 | 50 90 3991 | 50 90 5408 ① 50 90 5409 ② 50 90 8080 | - |
| | 4WD | 50 90 5412 | 50 90 5762 | 50 90 5408 ① 50 90 5409 ② 50 90 8080 | - |
| 2.0 16 V | | 50 90 5412 | 50 90 3991 | 50 90 5408 ① 50 90 5409 ② 50 90 8080 | - |
| | 4WD | 50 90 5412 | 50 90 3991 | 50 90 5408 ① 50 90 5409 ② 50 90 8080 | 50 90 5762 |


① links / left **② rechts / right**





Escort 91 Express

(08/90 → 01/95)

| | | | | | |
|---|----------------------|------------|------------|------------|---|
| 1.1 / 1.3 | → 01/91 | 50 90 5411 | 50 90 3991 | 99 90 8132 | - |
| | 02/91 → | 50 90 5412 | 50 90 3991 | 99 90 8132 | - |
| 1.4  | (ex.) ABS → 01/91 | 50 90 5411 | 50 90 3991 | 99 90 8132 | - |
| | ABS 02/91 → | 50 90 5412 | 50 90 3991 | 99 90 8132 | - |
| 1.4  | | - | 50 90 3991 | 99 90 8132 | - |
| 1.6 / 1.8 | | 50 90 5412 | 50 90 3991 | 99 90 8132 | - |
| 2.0 16 V | | 50 90 5412 | 50 90 3991 | 99 90 8132 | - |

SWAG 50 90 3991
Ref.No. 3 903 036



AØ 39 Lk 110 x 4

SWAG 50 90 5411
Ref.No. 5 024 195



AØ 60 IØ 50 B 23

SWAG 50 90 5412
Ref.No. 1 141 771




AØ 72 IØ 39 B 37

SWAG 99 90 8132
Ref.No. 5 024 251



AØ 50 IØ 29 B 18



Escort 95 (ex.) Express
(01/95 → 02/99)

| | | | | | |
|------------|-----------|------------|------------|--|---|
| alle / all | (ex.) 4WD | 50 90 5412 | 50 90 3991 | 50 90 5408 ① 50 90 5409 ② 50 90 8080 | - |
| alle / all | 4WD | 50 90 5411 | 50 90 5762 | 50 90 5408 ① 50 90 5409 ② 50 90 8080 | - |


Escort 95 Express
(01/95 → 02/99)

| | | | | | |
|------------|--|------------|------------|------------|---|
| alle / all | | 50 90 5412 | 50 90 3991 | 99 90 8132 | - |
|------------|--|------------|------------|------------|---|



① links / left

② rechts / right





Fiesta 76

(08/76 → 07/83)

| | | | | | |
|-----------------|---------|------------|------------|------------|---|
| 0.9 / 1.0 / 1.1 | 09/80 → | 50 90 5397 | 50 90 5761 | - | - |
| 1.3 | | 50 90 5398 | 50 90 5761 | 50 90 5393 | - |
| 1.4 | | 50 90 5398 | - | - | - |
| 1.6 | | 50 90 5398 | - | - | - |

Fiesta 84

(08/83 → 01/87)

| | | | | | |
|------------------|--|------------|------------|------------|---|
| 1.0 / 1.1 | | 50 90 5397 | 50 90 5761 | 50 90 5393 | - |
| 1.3 / 1.4 | | 50 90 5398 | 50 90 5761 | 50 90 5393 | - |
| 1.6 / 1.6 Diesel | | 50 90 5398 | 50 90 5761 | 50 90 5393 | - |

Fiesta 87

(02/87 → 02/89)

| | | | | | |
|------------------|--|------------|------------|------------|---|
| 1.0 / 1.1 | | 50 90 5397 | 50 90 5761 | 50 90 5393 | - |
| 1.4 | | 50 90 5398 | 50 90 5761 | 50 90 5393 | - |
| 1.6 / 1.6 Diesel | | 50 90 5398 | 50 90 5761 | 50 90 5393 | - |

SWAG 50 90 5393
Ref.No. 5 007 027



AØ 50 IØ 27 B 15
AØ 40 IØ 17,3 B 14,5

SWAG 50 90 5397
Ref.No. 5 007 039



AØ 60 IØ 35 B 19
AØ 60 IØ 35 B 19

SWAG 50 90 5398
Ref.No. 5 007 040




AØ 60 IØ 35 B 19
AØ 60 IØ 35 B 19

SWAG 50 90 5761
Ref.No. 1 644 842



AØ 35 Lk 110 x 4



Fiesta 89

(02/89 → 08/96)

| | | | | | |
|-----------------------------|---------|------------|------------|--|---|
| alle / all (ex.) Courier | → 01/94 | 50 90 5411 | 50 90 5762 | 50 90 5408 ① 50 90 5409 ② 50 90 8080 | - |
| | 02/94 → | 50 90 5412 | 50 90 3991 | 50 90 5408 ① 50 90 5409 ② 50 90 8080 | - |
| Courier | → 01/94 | 50 90 5411 | 50 90 5762 | 50 90 5413 | - |
| | 02/94 → | 50 90 5412 | 50 90 3991 | 50 90 5413 | - |

Fiesta 96

(08/95 → 10/01)

| | | | | | |
|------------|---------------|------------|------------|------------|---|
| 1.25 / 1.3 | (ex.) Courier | 50 90 5412 | 50 90 3991 | 50 90 8080 | - |
| 1.4 / 1.6 | (ex.) Courier | 50 90 5412 | 50 90 3991 | 50 90 8080 | - |
| 1.8 Diesel | (ex.) Courier | 50 90 5412 | 50 90 3991 | 50 90 8080 | - |



① links / left

② rechts / right

SWAG 50 90 3991
Ref.No. 3 903 036

AØ 39 Lk 110 x 4
AØ 60 IØ 35 B 19

SWAG 50 90 5408
Ref.No. 5 030 537

AØ 50 IØ 29 B 18

SWAG 50 90 5409
Ref.No. 5 030 538

AØ 50 IØ 29 B 18

SWAG 50 90 5411
Ref.No. 5 024 195

AØ 60 IØ 50 B 23

SWAG 50 90 5412
Ref.No. 1 141 771

AØ 72 IØ 39 B 37

SWAG 50 90 5762
Ref.No. 6 517 014

AØ 35 Lk 110 x 4

SWAG 50 90 8080
Ref.No. 1 137 830

AØ 50 IØ 29 B 18



Fiesta 02

(11/01 →)

alle / all

50 91 9213

-

50 91 9143 **1**

-

Focus 99

(08/98 → 11/04)

alle / all (ex.) RS

50 91 9213

50 90 3991

50 91 9183

-

RS

-

50 91 9090

-

-

Focus 04

(07/04 → 11/07)

alle / all

-

50 92 6770

-

-

Focus C-Max 03

(06/03 → 02/07)

alle / all

-

50 92 6770

-

-



1 alle mit Trommelbremse /
all with drum brake

SWAG 50 90 3991
Ref.No. 3 903 036



AØ 39 Lk 110 x 4

SWAG 50 91 9090
Ref.No. 7 346 525



AØ 134 Lk 108 x 4

SWAG 50 91 9143
Ref.No. 1 201 568



AØ 53 IØ 29 B 37

SWAG 50 91 9183
Ref.No. 1 135 043



AØ 53 IØ 29 B 37

SWAG 50 91 9213
Ref.No. 5 007 040




AØ 72 IØ 39 B 37

SWAG 50 92 6770
Ref.No. 1 471 854



AØ 131 Lk 104 x 5



| | | | | |
|--------------------------------|------------|---|---------------------|---|
| Fusion 02 (06/02 →) | | | | |
| alle / all | 50 91 9213 | - | 50 91 9143 i | - |

| | | | | |
|-------------------------------------|------------|------------|------------|------------|
| Galaxy 95 (02/95 → 03/00) | | | | |
| alle / all | 32 91 9920 | 32 92 2554 | 32 91 9922 | 32 92 2554 |

| | | | | |
|-------------------------------------|------------|------------|------------|------------|
| Galaxy 00 (04/00 → 04/06) | | | | |
| | 32 91 9920 | 32 92 2554 | 32 91 9922 | 32 92 2554 |

| | | | | |
|---|------------|---|---|---|
| Granada 72 / 76 (02/72 → 07/77) | | | | |
| 1.7 V4 | 50 85 0003 | - | - | - |
| 2.0 | 50 85 0003 | - | - | - |
| 2.0 → 3.0 V6 | 50 85 0003 | - | - | - |



i alle mit Trommelbremse / all with drum brake

SWAG 32 91 9920
Ref.No. 1 001 718

AØ 80 IØ 43 B 38

SWAG 32 91 9922
Ref.No. 1 104 362

AØ 80 IØ 43 B 38

SWAG 32 92 2554
Ref.No. 1 121 342

AØ 141 Lk 112 x 5

SWAG 50 85 0003
Ref.No. 5 007 028

AØ 50,3 IØ 29 B 14,75
AØ 39,9 IØ 17,5 B 14,5

SWAG 50 91 9143
Ref.No. 1 201 568

AØ 53 IØ 29 B 37

SWAG 50 91 9213
Ref.No. 5 007 040

AØ 72 IØ 39 B 37



Granada 78 / 82

(08/77 → 04/85)

| | | | | |
|-------------------------|------------|---|---|---|
| 1.7 V4 | 50 85 0003 | - | - | - |
| 1.6 / 2.0 | 50 85 0003 | - | - | - |
| 2.0 → 2.8 V6 | 50 85 0003 | - | - | - |
| 2.1 Diesel / 2.5 Diesel | 50 85 0003 | - | - | - |

Granada 85

(08/77 → 04/85)

| | | | | |
|--------------|---|---|------------------------------|---|
| 1.8 / 2.0 | - | - | 50 90 5404 ① 50 90 5405 ② | - |
| 2.5 Diesel | - | - | 50 90 5404 ① 50 90 5405 ② | - |
| 2.4 → 2.9 V6 | - | - | 50 90 5404 ① 50 90 5405 ② | - |



① links / left

② rechts / right

SWAG 50 85 0003
Ref.No. 5 007 028



AØ 50,3 IØ 29 B 14,75
AØ 39,9 IØ 17,5 B 14,5

SWAG 50 90 5404
Ref.No. 5 012 347




AØ 68 IØ 41 B 21

SWAG 50 90 5405
Ref.No. 5 012 478



AØ 68 IØ 41 B 21



KA 97
(09/96 →)

| | | | | |
|------------|------------|------------|--|---|
| alle / all | 50 90 5412 | 50 90 3991 | 50 90 5408 ① 50 90 5409 ② 50 90 8080 | - |
|------------|------------|------------|--|---|

Mondeo 93 / 97
(11/92 → 09/00)

| | | | | | |
|------------|-------------|------------|------------|------------|------------|
| alle / all | (ex.) ABS | 50 91 9265 | 50 91 9090 | 50 90 7830 | 50 90 7830 |
| | (ex.) Kombi | ABS | 50 91 9265 | 50 91 9090 | 50 90 7833 |



① links / left

② rechts / right

SWAG 50 90 3991
Ref.No. 3 903 036

AØ 39 Lk 110 x 4

SWAG 50 90 5408
Ref.No. 5 030 537

AØ 50 IØ 29 B 18

SWAG 50 90 5409
Ref.No. 5 030 538

AØ 50 IØ 29 B 18

SWAG 50 90 7830
Ref.No. 5 027 621

AØ 136 Lk 108 x 4

SWAG 50 90 7833
Ref.No. 5 027 622

AØ 136 Lk 108 x 4

SWAG 50 90 8080
Ref.No. 1 137 830

AØ 50 IØ 29 B 18

SWAG 50 91 9090
Ref.No. 7 346 525

AØ 134 Lk 108 x 4

SWAG 50 91 9265
Ref.No. 5 027 620

AØ 75 IØ 40 B 37



Mondeo 01

(10/00 → 01/07)

alle / all

50 91 9706

50 92 4351 ①

50 91 9983

50 91 9983

Orion 83

(05/83 → 12/85)

1.1 / 1.3 / 1.6

50 90 5397

50 90 5761

50 85 0003

-

1.6 Diesel

50 90 5398

50 90 5761

50 85 0003

-



① (ex.) Dratorq Diesel + 5

SWAG 50 85 0003
Ref.No. 5 007 028



AØ 50,3 IØ 29 B 14,75
AØ 39,9 IØ 17,5 B 14,5

SWAG 50 90 5397
Ref.No. 5 007 039



AØ 60 IØ 35 B 19
AØ 60 IØ 35 B 19

SWAG 50 90 5398
Ref.No. 5 007 040



AØ 60 IØ 35 B 19
AØ 60 IØ 35 B 19

SWAG 50 90 5761
Ref.No. 1 644 842



AØ 35 Lk 110 x 4

SWAG 50 91 9706
Ref.No.1 133 023



AØ 75 IØ 40 B 37

SWAG 50 91 9983
Ref.No. 1 146 689

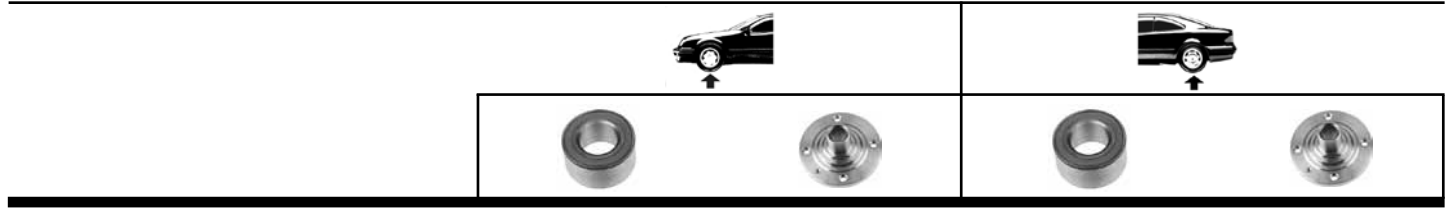


AØ 136 Lk 104 x 5

SWAG 50 92 4351
Ref.No. 4 103 347



AØ 134 Lk 104 x 5



| | | | | | |
|------------------------------------|----------------------|------------|------------|--|---|
| Orion 91 (08/90 → 07/93) | | | | | |
| 1.3 | → 01/91 | 50 90 5411 | 50 90 3991 | 50 90 5408 ① 50 90 5409 ② 50 90 8080 | - |
| | 02/91 → | 50 90 5412 | 50 90 3991 | 50 90 5408 ① 50 90 5409 ② 50 90 8080 | - |
| 1.4 | (ex.) ABS → 01/91 | 50 90 5411 | 50 90 3991 | 50 90 5408 ① 50 90 5409 ② 50 90 8080 | - |
| | ABS 02/91 → | 50 90 5412 | 50 90 3991 | 50 90 5408 ① 50 90 5409 ② | - |
| 1.4 | | - | 50 90 3991 | 99 90 8132 | - |
| 1.8 16 V | | 50 90 5412 | 50 90 3991 | 50 90 5408 ① 50 90 5409 ② 50 90 8080 | - |

① links / left **② rechts / right**





Puma 97

(06/97 → 12/01)

1.4 / 1.6 / 1.7

50 90 5412

50 90 3991

50 90 8080

-

Scorpio 85 / 95

(05/85 → 07/98)

1.8

-

-

50 90 5404 ①

50 90 5405 ②

-

2.0

-

-

50 90 5404 ①

50 90 5405 ②

-

2.4 V6

-

-

50 90 5404 ①

50 90 5405 ②

-

2.5 Diesel / Turbodiesel

-

-

50 90 5404 ①

50 90 5405 ②

-

2.8 / 2.9 V6

-

-

50 90 5404 ①

50 90 5405 ②

-



① links / left

② rechts / right

SWAG 50 90 3991

Ref.No. 3 903 036



AØ 39 Lk 110 x 4

SWAG 50 90 5404

Ref.No. 5 012 347



AØ 68 IØ 41 B 21

SWAG 50 90 5405

Ref.No. 5 012 478



AØ 68 IØ 41 B 21

SWAG 50 90 5412

Ref.No. 1 141 771




AØ 72 IØ 39 B 37

SWAG 50 90 8080

Ref.No. 1 137 830



AØ 50 IØ 29 B 18



Sierra 83
(08/82 → 01/87)

| | | | | |
|--|--|---|--|---|
| 1.3 / 1.6 / 2.0 (ex.) USA / Canada / 4WD | 50 90 5400 ① 50 90 5401 ② | - | 50 90 5402 ① 50 90 5403 ② | - |
| 2.0 16V (ex.) USA / Canada / 4WD | 50 90 5400 ① 50 90 5401 ② | - | - | - |
| 2.0 16V Cosworth (ex.) 4WD | 50 90 5493 ① 50 90 5494 ② | - | - | - |
| 2.0 V6 / 2.8 V6 (ex.) USA / Canada / 4WD | 50 90 5400 ① 50 90 5401 ② | - | 50 90 5402 ① 50 90 5403 ② | - |
| 2.3 Diesel (ex.) USA / Canada / 4WD | 50 90 5400 ① 50 90 5401 ② | - | 50 90 5402 ① 50 90 5403 ② | - |
| 2.8i V6 ABS | - | - | 50 90 5404 ① 50 90 5405 ② | - |



① links / left

② rechts / right

SWAG 50 85 0003
Ref.No. 5 007 028

AØ 50,3 IØ 29 B 14,75
AØ 39,9 IØ 17,5 B 14,5

SWAG 50 90 5397
Ref.No. 5 007 039

AØ 60 IØ 35 B 19

SWAG 50 90 5400
Ref.No.5 008 716

AØ 60 IØ 35 B 19

SWAG 50 90 5401
Ref.No. 5 010 762

AØ 60 IØ 35 B 19

SWAG 50 90 5402
Ref.No. 5 011 391

AØ 60 IØ 35 B 19

SWAG 50 90 5403
Ref.No. 5 011 392


AØ 60 IØ 35 B 19

SWAG 50 90 5404
Ref.No. 5 012 347

AØ 68 IØ 41 B 21

SWAG 50 90 5405
Ref.No. 5 012 478

AØ 68 IØ 41 B 21



Sierra 87

(01/87 → 02/93)

| | | | | | |
|---|-----------|------------------------------|---|------------------------------|---|
| 1.3 / 1.6 / 2.0 (ex.) USA / Canada / 4WD | (ex.) ABS | 50 90 5400 ① 50 90 5401 ② | - | 50 90 5402 ① 50 90 5403 ② | - |
| | ABS | 50 90 5400 ① 50 90 5401 ② | - | 50 90 5404 ① 50 90 5405 ② | - |
| 1.8 Diesel | ABS | 50 90 5400 ① 50 90 5401 ② | - | 50 90 5404 ① 50 90 5405 ② | - |
| 2.0 16V Cosworth (ex.) USA / Canada / 4WD | (ex.) ABS | 50 90 5400 ① 50 90 5401 ② | - | 50 90 5402 ① 50 90 5403 ② | - |
| | ABS | - | - | 50 90 5404 ① 50 90 5405 ② | - |
| 2.3 Diesel | (ex.) ABS | 50 90 5400 ① 50 90 5401 ② | - | 50 90 5402 ① 50 90 5403 ② | - |
| | ABS | 50 90 5400 ① 50 90 5401 ② | - | 50 90 5404 ① 50 90 5405 ② | - |
| 2.8 V6 / 2.9 V6 (ex.) USA / Canada / 4WD | ABS | 50 90 5400 ① 50 90 5401 ② | - | 50 90 5404 ① 50 90 5405 ② | - |



① links / left

② rechts / right

SWAG 50 90 5400
Ref.No.5 008 716



AØ 60 IØ 35 B 19

SWAG 50 90 5401
Ref.No. 5 010 762



AØ 60 IØ 35 B 19

SWAG 50 90 5402
Ref.No. 5 011 391



AØ 60 IØ 35 B 19

SWAG 50 90 5403
Ref.No. 5 011 392



AØ 60 IØ 35 B 19

SWAG 50 90 5404
Ref.No. 5 012 347




AØ 68 IØ 41 B 21

SWAG 50 90 5405
Ref.No. 5 012 478



AØ 68 IØ 41 B 21



| | | | | |
|--|---|---|------------|---|
| Street Ka 03 (11/02 → 12/05) | | | | |
| alle / all | - | - | 50 90 8080 | - |

| | | | | |
|---|------------|---|---|---|
| Transit 71 / 76 (08/70 → 01/78) | | | | |
| alle / all | 50 85 0004 | - | - | - |

| | | | | |
|--|------------|---|---|---|
| Transit 78 / 82 / 84 (02/78 → 12/85) | | | | |
| 1.6 / 2.0 | 50 85 0004 | - | - | - |
| 3.0 V6 | 50 85 0004 | - | - | - |
| 2.4 Diesel / 2.5 Diesel | 50 85 0004 | - | - | - |

| | | | | |
|--------------------------------------|------------|---|---|---|
| Transit 86 (11/85 → 09/91) | | | | |
| 1.6 / 2.0 | 50 85 0004 | - | - | - |
| 2.5 Diesel | 50 85 0004 | - | - | - |
| 2.9 V6 | 50 85 0004 | - | - | - |





Transit 92

(08/91 → 07/94)

2.0

50 85 0001

-

-

-

2.5 Diesel / 2.5 Turbodiesel

50 85 0001

-

-

-

2.9 V6

50 85 0001

-

-

-

Transit 95

(08/94 → 12/99)

2.0

→ 09/97

50 85 0001

-

-

-

10/97 →

50 85 0002

-

-

-

2.5 Diesel

→ 09/97

50 85 0001

-

-

-

10/97 →

50 85 0002

-

-

-

SWAG 50 85 0001

Ref.No. 5 025 899




AØ 62 IØ 35 B 19,2
AØ 45,25 IØ 19 B 16,6

SWAG 50 85 0002

Ref.No. 1 053 115



AØ 62 IØ 35 B 19,2
AØ 45,25 IØ 19 B 16,6



| | | | | |
|--------------------------------------|------------|---|---------------------|---|
| Transit 00 (01/00 → 03/06) | | | | |
| alle / all | 50 92 2805 | - | 50 92 7162 1 | - |

| | | | | |
|---------------------------------|---|---|------------|---|
| Transit 06 (04/06 →) | | | | |
| alle / all | - | - | 50 92 7162 | - |



1 Achsverhältnis / axle rate: 3.77 / 4.27 / 5.88
 (ex.) Doppelreifen / twin tires
 (ex.) Frontantrieb / front wheel drive

SWAG 50 92 2805
Ref.No. 1 201 300

AØ 78 IØ 45 B 53

SWAG 50 92 7162
Ref.No. 4 479 002

AØ 90 IØ 55 B 17,5



Accent I

(1994 → 1999)

alle / all

90 92 7316

90 92 8251

-

-

Accent II

(1999 → 2005)

alle / all

-

-

90 92 8253

90 92 8253

Accent III

(2005 →)

alle / all

-

-

-

90 92 8253

Atos

(1997 →)

alle / all

90 92 7316

-

-

-

Coupe

(1996 →)

1.6

→ 08/2000

-

90 92 8250

-

-

SWAG 90 92 7316
Ref.No. 52710-22000



AØ 65 IØ 38 B 21

SWAG 90 92 8250
Ref.No. 51750-29000



AØ 150 LKØ 114,5 x 4

SWAG 90 92 8251
Ref.No. 51750-24500




AØ 154 LKØ 114,5 x 4

SWAG 90 92 8253
Ref.No. 52710-25100



AØ 140 LKØ 100 x 4



| | | | | | |
|-----------------------------------|-------------------|-------------------|-------------------|---|---|
| Elantra (2000 →) | | 90 92 7316 | - | - | - |
| alle / all | | | | | |
| Excel (1985 → 2006) | | | | | |
| alle / all | 1990 → 2000 | - | 90 92 8251 | - | - |
| | | 90 92 7316 | - | - | - |
| Lantra I (1990 → 1995) | | | | | |
| alle / all | | 90 92 7316 | - | - | - |
| Lantra II (1995 → 2006) | | | | | |
| alle / all | → 04/1998 | - | 90 92 8250 | - | - |
| Pony (1990 → 2006) | | | | | |
| alle / all | 01/1990 → 01/2000 | 90 92 7316 | 90 92 8251 | - | - |





S-Coupe (1990 → 1996)

alle / all

1993 →

-

90 92 8251

-

-

Sonata IV (2001 → 2004)

alle / all

-

90 92 8252

90 92 8254

90 92 8254

Sonata V (2004 →)

alle / all

-

90 92 8252

90 92 8254

90 92 8254

SWAG 90 92 8251
Ref.No. 51750-24500



AØ 154 LKØ 114,5 x 4

SWAG 90 92 8252
Ref.No. 51750-3D003




AØ 139 LKØ 114 x 4

SWAG 90 92 8254
Ref.No. 52730-38102



AØ 148 LKØ 114 x 4



Magentis

(2002 → 2005)


| | | | | |
|-------------------|---|-------------------|-------------------|-------------------|
| alle / all | - | 90 92 8252 | 90 92 8254 | 90 92 8254 |
|-------------------|---|-------------------|-------------------|-------------------|

Optima

(2002 → 2005)

| | | | | |
|-------------------|---|-------------------|-------------------|-------------------|
| alle / all | - | 90 92 8252 | 90 92 8254 | 90 92 8254 |
|-------------------|---|-------------------|-------------------|-------------------|





Dedra

(1989 → 1999)

| | | | | | |
|-------------------------|-----------|--------------------------|------------|------------|------------|
| alle / all (ex.) 1.6 8V | (ex.) ABS | - | - | 70 91 2116 | 70 91 2116 |
| | ABS | - | - | 70 91 2117 | 70 91 2117 |
| 1.6 8V | (ex.) ABS | 70 91 2520 70 91 2521 | 70 91 2572 | 70 91 2116 | 70 91 2116 |
| | ABS | 70 91 2520 70 91 2521 | 70 91 2572 | 70 91 2117 | 70 91 2117 |

Delta 2

(1994 → 1999)

| | | | | | |
|----------------------------|-----------|--------------------------|------------|------------|------------|
| alle / all (ex.) 1.4 / 1.6 | (ex.) ABS | - | - | 70 91 2116 | 70 91 2116 |
| | ABS | - | - | 70 91 2117 | 70 91 2117 |
| 1.4 / 1.6 | (ex.) ABS | 70 91 2520 70 91 2521 | 70 91 2572 | 70 91 2116 | 70 91 2116 |
| | ABS | 70 91 2520 70 91 2521 | 70 91 2572 | 70 91 2117 | 70 91 2117 |

Lybra

(2004 →)

| | | | | |
|--------------------|------------|---|------------|------------|
| 1.6 16V / 1.8 16 V | 70 92 8142 | - | 70 91 9345 | 70 91 9345 |
|--------------------|------------|---|------------|------------|

SWAG 70 91 2116
Ref.No. 4645 3887



AØ 118 LkØ 98 x 4

SWAG 70 91 2117
Ref.No. 6081 1481



AØ 118 LkØ 98 x 4

SWAG 70 91 2520
Ref.No. 0589 0990



AØ 72 IØ 35 B 32

SWAG 70 91 2521
Ref.No. 4652 8566



AØ 72 IØ 35 B 32

SWAG 70 91 2572
Ref.No. 0760 8131



AØ 35 LkØ 98 x 4

SWAG 70 91 9345
Ref.No. 4651 9901




AØ 118 LkØ 98 x 4

SWAG 70 92 8142
Ref.No. 7174 5047



AØ 72 IØ 37 B 37




| | | | | |
|--------------------------|------------|---|------------|------------|
| Musa (2004 →) | | | | |
| 1.3 Multijet | 70 92 8142 | - | 70 91 9345 | 70 91 9345 |
| 1.4 8V / 1.4 16V | 70 92 4524 | - | 70 91 9345 | 70 91 9345 |

| | | | | |
|----------------------------|------------|---|---|---|
| Phedra (2002 →) | | | | |
| alle / all (ex.) 3000BZ V6 | 62 92 4523 | - | - | - |

| | | | | | |
|----------------------------------|-----------|--------------------------|------------|------------|------------|
| Y (1995 → 2003) | | | | | |
| alle / all (ex.) 1.4 / 1.6 | (ex.) ABS | 70 91 2520 70 91 2521 | 70 91 2572 | 70 91 2116 | 70 91 2116 |
| | ABS | - | - | 70 91 2118 | 70 91 2118 |
| 1.1 / 1.2 / 1.2 12V / 1.2 16V | ABS | - | - | 70 91 9345 | 70 91 9345 |





Y 10

(1985 → 1995)

alle / all

70 91 4237


70 91 4237

70 91 2370

70 91 2370

Ypsilon

(1995 → 2000)

alle / all (ch.) 3336902 → (ex.) 

70 92 4524

-

-

-

Ypsilon

(2000 → 2003)

alle / all

70 92 4524

-

-

-

Ypsilon

(2003 →)

1.2 8V / 1.2 16 V / 1.4 16 V

70 91 4237

70 91 4237

70 91 9345

70 91 9345

1.3 JTD

70 92 8142

-

70 91 9345

70 91 9345

1.3 Multijet

70 92 8142

-

70 91 9345

70 91 9345

Zeta

(1995 → 2002)

alle / all

70 91 4538

-

70 91 4535

70 91 4535

SWAG 70 91 2370
Ref.No. 0760 3485



AØ 117 LkØ 98 x 4

SWAG 70 91 4237
Ref.No. 0440 0918



AØ 117 LkØ 98 x 4

SWAG 70 91 4535
Ref.No.95672 17780 SK



AØ 120 LkØ 95 x 5

SWAG 70 91 4538
Ref.No. 7171 4473 SK



AØ 82 IØ 44 B 37

SWAG 70 91 9345
Ref.No. 4651 9901



AØ 118 LkØ 98 x 4

SWAG 70 92 4524
Ref.No. 7171 4459




AØ 72 IØ 35 B 33

SWAG 70 92 8142
Ref.No. 7174 5047



AØ 72 IØ 37 B 37



| | | | | |
|-------------------------------------|-------------------|-------------------|-------------------|---|
| Lexus (V21) (1989 → 1991) | | | | |
| ES 250 | 81 92 4717 | - | 81 92 7312 | - |
| Lexus (V10) (1991 → 1996) | | | | |
| ES 300 | 81 92 7313 | - | - | - |
| Lexus (V20) (1996 → 2001) | | | | |
| ES 300 | 81 92 7313 | 81 92 8249 | - | - |
| Lexus (V30) (2001 → 2003) | | | | |
| ES 300 / 330 | 81 92 7313 | 81 92 8249 | - | - |





Lexus (MCU10)

(2001 → 2003)

ES 300 / 330

-

81 92 8249

-

-

Lexus (MCU15)

(1998 → 2003)

ES 300 / 330

81 92 7313

-

-

-

RX 300

-

81 92 8239

-

-

SWAG 81 92 7313
Ref.No. 90369-43008



AØ 82 IØ 43 B 45

SWAG 81 92 8239
Ref.No. 43502-32070



AØ 140 LK Ø114 x 5

SWAG 81 92 8249
Ref.No. 43502-33030



AØ 139 LK Ø114 x 5

passend für / to fit

MAZDA



| | | | | |
|-----------------------------|---|---|-------------------|---|
| | | | | |
| | | | | |
| 121 (JA) (1996 →) | | | | |
| alle / all | - | - | 50 90 8080 | - |

SWAG 50 90 8080
Ref.No. 1E00-32-61YA

AØ 50 IØ 29 B 18
AØ 50 IØ 29 B 18



BM 110 (Heckflosse)

(1966 → 1972)

alle / all

10 85 0004

-

10 90 5423

-

BM 111 (Heckflosse)

(1966 → 1972)

220 SEB

(BM.) 111.014 / 021 / 023

10 85 0004

-

10 90 5423

-

280 SEB / C / C 3.5

(BM.) 111.024 / 025 / 027

10 85 0004

-

10 90 5423

-

BM 114 („/8“)

(1968 → 1977)

alle / all

10 85 0007

10 85 0013

-

99 97 5569

99 90 8840

-

BM 115 („/8“)

(1968 → 1977)

alle / all

10 85 0007

10 85 0013

-

99 97 5569

99 90 8840

-

SWAG 10 85 0004

Ref.No. 107 330 00 51



AØ 59 IØ 31,8 B 16,6

AØ 45 IØ 18,9 B 16,6

SWAG 10 85 0007

Ref.No. 115 330 00 51 SK



AØ 59 IØ 31,8 B 16,6

AØ 45 IØ 18,9 B 16,6

SWAG 10 85 0013

Ref.No. 115 330 00 51



AØ 59 IØ 31,8 B 16,6

AØ 45 IØ 18,9 B 16,6

SWAG 10 90 5423

Ref.No. 111 350 00 68



AØ 80 IØ 40 B 18

SWAG 99 90 8840

Ref.No. 123 350 00 68



AØ 75 IØ 46 B 18

AØ 68 IØ 41 B 18


SWAG 99 97 5569

Ref.No. 123 350 00 68 SK



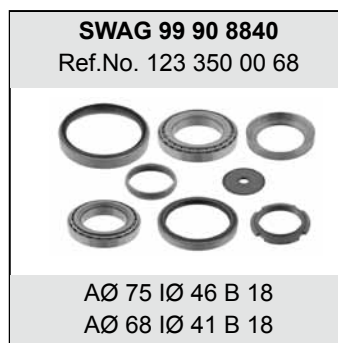
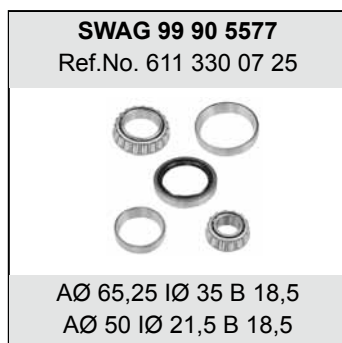
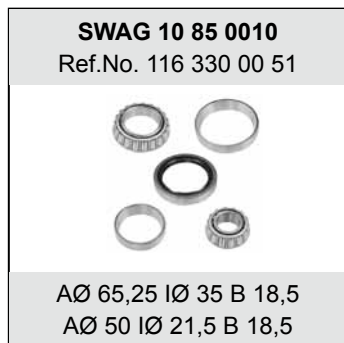
AØ 75 IØ 46 B 18

AØ 68 IØ 41 B 18



BM 123 (1976 → 1985)

| | | | | | |
|--|-----------|--------------------------|---|--------------------------|---|
| 200 D / T (BM.) 123.020 / 120 / 220 / 280 | (ex.) ABS | 99 90 5577 10 85 0010 | - | 99 97 5569 99 90 8840 | - |
| | ABS | 10 90 5580 10 85 0011 | - | 99 97 5569 99 90 8840 | - |
| 220 D (BM.) 123.126 | (ex.) ABS | 99 90 5577 10 85 0010 | - | 99 97 5569 99 90 8840 | - |
| | ABS | 10 90 5580 10 85 0011 | - | 99 97 5569 99 90 8840 | - |
| 230 E / C / CE / T / TE (BM.) 123.023 / 043 / 083 / 223 / 243 / 283 | (ex.) ABS | 99 90 5577 10 85 0010 | - | 99 97 5569 99 90 8840 | - |
| | ABS | 10 90 5580 10 85 0011 | - | 99 97 5569 99 90 8840 | - |
| 240 D / TD (BM.) 123.123 / 124 / 183 | (ex.) ABS | 99 90 5577 10 85 0010 | - | 99 97 5569 99 90 8840 | - |
| | ABS | 10 90 5580 10 85 0011 | - | 99 97 5569 99 90 8840 | - |
| 250 / T (BM.) 123.026 / 028 / 086 | (ex.) ABS | 99 90 5577 10 85 0010 | - | 99 97 5569 99 90 8840 | - |
| | ABS | 10 90 5580 10 85 0011 | - | 99 97 5569 99 90 8840 | - |
| 280 E / C / CE / TE (BM.) 123.030 / 033 / 050 / 053 / 093 | (ex.) ABS | 99 90 5577 10 85 0010 | - | 99 97 5569 99 90 8840 | - |
| | ABS | 10 90 5580 10 85 0011 | - | 99 97 5569 99 90 8840 | - |
| 280 D / TD / Turbodiesel (BM.) 123.130 / 190 / 193 | (ex.) ABS | 99 90 5577 10 85 0010 | - | 99 97 5569 99 90 8840 | - |
| | ABS | 10 90 5580 10 85 0011 | - | 99 97 5569 99 90 8840 | - |





BM 124

(1985 → 1995)

| | | | | |
|--|--|--|--|--|
| 200 E / D / (E 200) (BM.) 124.019 / 020 / 021 / 120 | 10 85 0006 10 85 0012 | - | 10 90 5578 99 90 8881 | - |
| 200 T / TE / TD / CE (E 200) (BM.) 124.040 / 060 / 079 / 080 / 081 / 180 | 10 85 0006 10 85 0012 | - | 99 90 7931 10 90 7932 | - |
| 220 E / CE / TE (E 200) (BM.) 124.022 / 042 / 062 / 082 | 10 85 0006 10 85 0012 | - | 10 90 5578 99 90 8881 | - |
| 230 E (BM.) 124.003 | 10 85 0006 10 85 0012 | - | 10 90 4178 10 90 7932 | - |
| 230 E (BM.) 124.004 | (ch.) → F 023121 | 10 85 0006 10 85 0012 | - | 10 90 4178 10 90 7932 |
| | (ch.) F 023122 → | - | - | 10 90 4178 10 90 7932 |
| 230 E / CE (BM.) 124.023 / 043 | 10 85 0006 10 85 0012 | - | 10 90 5578 99 90 8881 | - |
| 230 TE (BM.) 124.083 | 10 85 0006 10 85 0012 | - | 99 90 7931 10 90 7932 | - |

SWAG 10 85 0006

Ref.No. 201 330 02 51 SK



AØ 59 IØ 31,6 B 16,6
AØ 45 IØ 19 B 16,6

SWAG 10 85 0012

Ref.No. 201 330 02 51



AØ 59 IØ 32 B 17
AØ 45 IØ 19 B 17

SWAG 10 90 4178

Ref.No. 124 980 04 16



AØ 84 IØ 49 B 43

SWAG 10 90 5578

Ref.No. 202 980 00 16 SK



AØ 84 IØ 45 B 39

SWAG 10 90 7932

Ref.No. 124 980 05 16 SK



AØ 84 IØ 49 B 43

SWAG 99 90 7931

Ref.No. 124 980 05 16



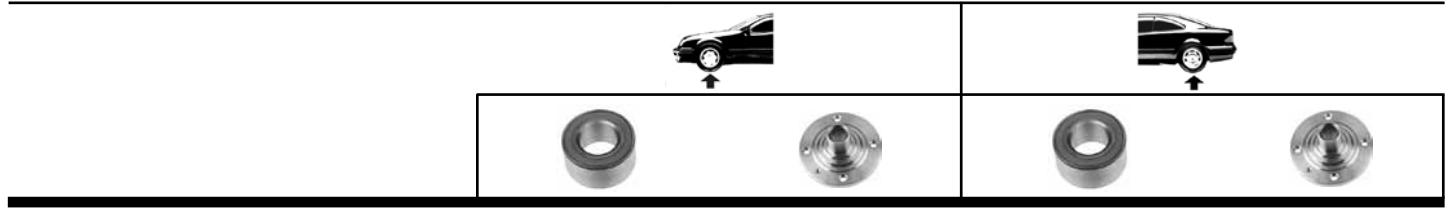
AØ 84 IØ 49 B 43

SWAG 99 90 8881

Ref.No. 202 980 00 16



AØ 84 IØ 45 B 39



BM 124 (1985 → 1995)

| | | | | | |
|---|------------------|--|---|--|---|
| 250 D (BM.) 124.105 | | 10 85 0006 10 85 0012 | - | 10 90 4178 10 90 7932 | - |
| 250 D (BM.) 124.106 | (ch.) → F 023121 | 10 85 0006 10 85 0012 | - | 99 90 7931 10 90 7932 | - |
| | (ch.) F 023122 → | - | - | 99 90 7931 10 90 7932 | - |
| 250 D (BM.) 124.125 | | 10 85 0006 10 85 0012 | - | 10 90 5578 99 90 8881 | - |
| 250 D (BM.) 124.126 | | 10 85 0006 10 85 0012 | - | 10 90 5578 99 90 8881 | - |
| 250 D (BM.) 124.127 | | - | - | 10 90 4178 10 90 7932 | - |
| 250 D (BM.) 124.129 | | - | - | 99 90 7931 10 90 7932 | - |
| 250 TD (BM.) 124.185 / 186 | | 10 85 0006 10 85 0012 | - | 99 90 7931 10 90 7932 | - |
| 250 D Turbodiesel / E 250 Turbodiesel (BM.) 124.128 | | 10 85 0006 10 85 0012 | - | 99 97 5424 10 90 5578 | - |

SWAG 10 85 0006
Ref.No. 201 330 02 51 SK

AØ 59 IØ 31,6 B 16,6
AØ 45 IØ 19 B 16,6

SWAG 10 85 0012
Ref.No. 201 330 02 51

AØ 59 IØ 32 B 17
AØ 45 IØ 19 B 17

SWAG 10 90 4178
Ref.No. 124 980 04 16

AØ 84 IØ 49 B 43

SWAG 10 90 5578
Ref.No. 202 980 00 16 SK

AØ 84 IØ 45 B 39

SWAG 10 90 7932
Ref.No. 124 980 05 16 SK

AØ 84 IØ 49 B 43

SWAG 99 90 7931
Ref.No. 124 980 05 16

AØ 84 IØ 49 B 43

SWAG 99 90 8881
Ref.No. 202 980 00 16

AØ 84 IØ 45 B 39

SWAG 99 97 5424
Ref.No. 202 980 01 16

AØ 84 IØ 45 B 39



BM 124

(1985 → 1995)

| | | | | |
|--|--|---|--|---|
| 260 E (BM.) 124.026 | 10 85 0006 10 85 0012 | - | 99 97 5424 10 90 5578 | - |
| 280 E / E 280 (BM.) 124.028 | 10 85 0006 10 85 0012 | - | 99 97 5424 10 90 5578 | - |
| 280 TE / E 280 T (BM.) 124.088 | 10 85 0006 10 85 0012 | - | 10 90 4178 10 90 7932 | - |
| 300 E / 300 E-24 / AMG 300 E 3.4 (BM.) 124.040 / 060 / 079 / 080 / 081 / 180 | 10 85 0006 10 85 0012 | - | 10 90 5578 99 90 8881 | - |
| 300 E 4-Matic / 300 TE 4-Matic (BM.) 124.230 / 290 | - | - | 99 97 5424 10 90 5578 | - |
| 300 CE (BM.) 124.050 | 10 85 0006 10 85 0012 | - | 99 97 5424 10 90 5578 | - |
| 300 CE-24 Cabrio (BM.) 124.061 | - | - | 99 97 5424 10 90 5578 | - |
| 300 CE-24 / AMG 300 CE-24 (BM.) 124.051 | 10 85 0006 10 85 0012 | - | 99 97 5424 10 90 5578 | - |
| 300 TE / 300 TE-24 / AMG 300 TE (BM.) 124.090 / 091 | 10 85 0006 10 85 0012 | - | 10 90 4178 10 90 7932 | - |

SWAG 10 85 0006

Ref.No. 201 330 02 51 SK



AØ 59 IØ 31,6 B 16,6
AØ 45 IØ 19 B 16,6

SWAG 10 85 0012

Ref.No. 201 330 02 51



AØ 59 IØ 32 B 17
AØ 45 IØ 19 B 17

SWAG 10 90 4178

Ref.No. 124 980 04 16



AØ 84 IØ 49 B 43

SWAG 10 90 5578

Ref.No. 202 980 00 16 SK



AØ 84 IØ 45 B 39

SWAG 10 90 7932

Ref.No. 124 980 05 16 SK



AØ 84 IØ 49 B 43

SWAG 99 90 8881

Ref.No. 202 980 00 16




AØ 84 IØ 45 B 39

SWAG 99 97 5424

Ref.No. 202 980 01 16



AØ 84 IØ 45 B 39



| Model | SWAG 10 85 0006 SWAG 10 85 0012 | - | SWAG 10 90 5578 SWAG 99 90 8881 | - |
|---|------------------------------------|---|------------------------------------|---|
| 300 D Turbodiesel (BM.) 124.133 (ex.) 4-Matic | 10 85 0006 10 85 0012 | - | 10 90 5578 99 90 8881 | - |
| 300 D / Turbodiesel / E 300 T Turbodiesel (BM.) 124.333 / 393 4-Matic | - | - | 99 97 5424 10 90 5578 | - |
| 300 TD (BM.) 124.190 | 10 85 0006 10 85 0012 | - | 10 90 4178 10 90 7932 | - |
| E 300 D (BM.) 124.131 / 191 | 10 85 0006 10 85 0012 | - | 10 90 4178 10 90 7932 | - |
| E 300 Turbodiesel (BM.) 124.133 | 10 85 0006 10 85 0012 | - | 99 97 5424 10 90 5578 | - |
| 320 E / E 320 / 320 CE / C 36 AMG (BM.) 124.032 / 052 | 10 85 0006 10 85 0012 | - | 99 97 5424 10 90 5578 | - |
| 320 TE / E 320 / E 36 AMG (BM.) 124.092 | 10 85 0006 10 85 0012 | - | 10 90 4178 10 90 7932 | - |
| E 320 Cabrio / E 36 Cabrio AMG (BM.) 124.066 | - | - | 99 97 5424 10 90 5578 | - |
| E 420 / 400 E (BM.) 124.034 | - | - | 10 90 5578 10 92 1873 | - |
| E 500 / 500 E (BM.) 124.036 | - | - | 10 90 5578 10 92 1873 | - |

SWAG 10 85 0006
Ref.No. 201 330 02 51 SK

AØ 59 IØ 31,6 B 16,6
AØ 45 IØ 19 B 16,6

SWAG 10 85 0012
Ref.No. 201 330 02 51

AØ 59 IØ 32 B 17
AØ 45 IØ 19 B 17

SWAG 10 90 4178
Ref.No. 124 980 04 16

AØ 84 IØ 49 B 43

SWAG 10 90 5578
Ref.No. 202 980 00 16 SK

AØ 84 IØ 45 B 39

SWAG 10 90 7932
Ref.No. 124 980 05 16 SK

AØ 84 IØ 49 B 43

SWAG 10 92 1873
Ref.No. 129 980 04 16

AØ 84 IØ 45 B 34

SWAG 99 90 8881
Ref.No. 202 980 00 16

AØ 84 IØ 45 B 39

SWAG 99 97 5424
Ref.No. 202 980 01 16

AØ 84 IØ 45 B 39



190 (BM 201) (1983 → 1992)

| | | | | | |
|---|------------------------|--------------------------|---|--------------------------|---|
| 190 (BM.) 201.022 (ex.) ABS | (ch.) → 003512 | 10 85 0003 10 85 0008 | - | 10 90 5578 99 90 8881 | - |
| | (ch.) 003513 → | 10 85 0001 10 85 0005 | - | 10 90 5578 99 90 8881 | - |
| 190 (BM.) 201.022 ABS | (ch.) → 040 90 2895 | 10 85 0003 10 85 0008 | - | 10 90 5578 99 90 8881 | - |
| | (ch.) 002896 → | 10 85 0001 10 85 0005 | - | 10 90 5578 99 90 8881 | - |
| 190 / E (BM.) 201.018 / 023 | | 10 85 0001 10 85 0005 | | 10 90 5578 99 90 8881 | |
| 190 E (BM.) 201.024 (ex.) ABS | (ch.) → 006892 | 10 85 0003 10 85 0008 | - | 10 90 5578 99 90 8881 | - |
| | (ch.) 006893 → | 10 85 0001 10 85 0005 | - | 10 90 5578 99 90 8881 | - |
| 190 E (BM.) 201.024 ABS | (ch.) → 005539 | 10 85 0003 10 85 0008 | - | 10 90 5578 99 90 8881 | - |
| | (ch.) 005540 → | 10 85 0001 10 85 0005 | - | 10 90 5578 99 90 8881 | - |
| 190 E 2.3 / 2.6 (BM.) 201.028 / 0029 (ex.) ABS | | 10 85 0001 10 85 0005 | - | 10 90 5578 99 90 8881 | - |

SWAG 10 85 0001

Ref.No. 201 330 01 51



AØ 59 IØ 32,6 B 16,7
AØ 40 IØ 17,5 B 14,6

SWAG 10 85 0003

Ref.No. 201 330 00 51



AØ 50 IØ 29 B 15
AØ 40 IØ 17,5 B 15

SWAG 10 85 0005

Ref.No. 201 330 01 51 SK



AØ 59 IØ 32 B 17
AØ 40 IØ 17,5 B 14,5

SWAG 10 85 0008

Ref.No. 201 330 00 51 SK



AØ 50 IØ 29 B 15
AØ 40 IØ 17,5 B 15

SWAG 10 90 5578

Ref.No. 202 980 00 16 SK




AØ 84 IØ 45 B 39

SWAG 99 90 8881

Ref.No. 202 980 00 16



AØ 84 IØ 45 B 39



| | | | | | |
|---|----------------|--|---|--|---|
| 190 (BM 201) (1983 → 1992) | | | | | |
| 190 E 2.3 - 16V (BM.) 201.034 | | 10 85 0006 10 85 0012 | - | 99 97 5424 10 90 5578 | - |
| 190 E 2.5 - 16V (BM.) 201.035 | | 10 85 0006 10 85 0012 | - | 99 97 5424 10 90 5578 | - |
| 190 E 2.5 - 16V Evo (BM.) 201.036 | | - | - | 99 97 5424 10 90 5578 | - |
| 190 D (BM.) 201.122 (ex.) ABS | (ch.) → 000042 | 10 85 0003 10 85 0008 | - | 10 90 5578 99 90 8881 | - |
| | (ch.) 000043 → | 10 85 0001 10 85 0005 | - | 10 90 5578 99 90 8881 | - |
| 190 D (BM.) 201.122 | ABS | 10 85 0001 10 85 0005 | - | 99 97 5424 10 90 5578 | - |
| 190 D 2.5 (BM.) 201.126 | | 10 85 0001 10 85 0005 | - | 10 90 5578 99 90 8881 | - |
| 190 D 2.5 Turbodiesel (BM.) 201.128 | | 10 85 0001 10 85 0005 | - | 10 90 5578 99 90 8881 | - |

SWAG 10 85 0001
Ref.No. 201 330 01 51

AØ 59 IØ 32,6 B 16,7
AØ 40 IØ 17,5 B 14,6

SWAG 10 85 0003
Ref.No. 201 330 00 51

AØ 50 IØ 29 B 15
AØ 40 IØ 17,5 B 15

SWAG 10 85 0005
Ref.No. 201 330 01 51 SK

AØ 59 IØ 32 B 17
AØ 40 IØ 17,5 B 14,5

SWAG 10 85 0008
Ref.No. 201 330 00 51 SK

AØ 50 IØ 29 B 15
AØ 40 IØ 17,5 B 15

SWAG 10 85 0012
Ref.No. 201 330 02 51

AØ 59 IØ 32 B 17
AØ 45 IØ 19 B 17

SWAG 10 90 5578
Ref.No. 202 980 00 16 SK

AØ 84 IØ 45 B 39

SWAG 99 90 8881
Ref.No. 202 980 00 16

AØ 84 IØ 45 B 39

SWAG 99 97 5424
Ref.No. 202 980 01 16

AØ 84 IØ 45 B 39



A-Klasse (BM 168)

(1997 → 2004)

| | | | | | |
|---|-----------|-------------------|---|-------------------|---|
| A 140 (BM.) 168.031 / 131 | → 02/2001 | 10 92 3225 | - | 10 92 1839 | - |
| | | 10 92 3226 | - | 10 92 8382 | - |
| | 03/2001 → | 10 92 3225 | - | 10 92 1847 | - |
| | | 10 92 3226 | - | 10 92 8383 | - |
| A 160 (BM.) 168.033 / 133 | → 02/2001 | 10 92 3225 | - | 10 92 1839 | - |
| | | 10 92 3226 | - | 10 92 8382 | - |
| | 03/2001 → | 10 92 3225 | - | 10 92 1847 | - |
| | | 10 92 3226 | - | 10 92 8383 | - |
| A 160 CDI (BM.) 168.006 / 007 | → 02/2001 | 10 92 3225 | - | 10 92 1839 | - |
| | | 10 92 3226 | - | 10 92 8382 | - |
| | 03/2001 → | 10 92 3225 | - | 10 92 1847 | - |
| | | 10 92 3226 | - | 10 92 8383 | - |
| A 170 CDI (BM.) 168.008 / 009 / 109 | → 02/2001 | 10 92 3225 | - | 10 92 1839 | - |
| | | 10 92 3226 | - | 10 92 8382 | - |
| | 03/2001 → | 10 92 3225 | - | 10 92 1847 | - |
| | | 10 92 3226 | - | 10 92 8383 | - |
| A 190 (BM.) 168.032 / 132 | → 02/2001 | 10 92 3225 | - | 10 92 1839 | - |
| | | 10 92 3226 | - | 10 92 8382 | - |
| | 03/2001 → | 10 92 3225 | - | 10 92 1847 | - |
| | | 10 92 3226 | - | 10 92 8383 | - |
| A 210 Evolution (BM.) 168.035 / 135 | 03/2001 → | 10 92 3225 | - | 10 92 1847 | - |
| | | 10 92 3226 | - | 10 92 8383 | - |

A-Klasse (BM 169)

(2004 →)

| | | | | |
|--|---|---|-------------------|---|
| (BM.) 169.006/ 007/ 008/ 031/ 032/ 033/ 034/ 306/ 307/ 308/ 331/ 332/ 333/ 334 | - | - | 10 92 4507 | - |
|--|---|---|-------------------|---|

B-Klasse (BM 245)

(2005 →)

| | | | | |
|--|---|---|-------------------|---|
| (BM.) 245.207/ 208/ 231/ 232/ 233/ 234 | - | - | 10 92 4507 | - |
|--|---|---|-------------------|---|

SWAG 10 92 1839

Ref.No. 168 981 03 27 S1



AØ 55 IØ 25 B 43

SWAG 10 92 1847

Ref.No. 168 981 07 27 S1



AØ 55 IØ 25 B 53,5

SWAG 10 92 3225

Ref.No. 168 981 06 27 S1



AØ 75 IØ 42 B 37,0

SWAG 10 92 4507

Ref.No. 169 981 00 27



AØ 88 IØ 49 B 46

SWAG 10 92 8382

Ref.No. 168 350 03 35




AØ 147,7 Lk Ø 114,5 x 5

SWAG 10 92 8383

Ref.No. 168 350 04 35



AØ 147,7 Lk Ø 114,5 x 5



C-Klasse (BM 202) (1992 → 2001)

| | | | | |
|---|--------------------------|--------------|--------------------------|---|
| C 180 / T (BM.) 202.018 / 078 / 081 | 99 90 2071 99 90 7870 | 10 92 8384 ① | 10 90 5578 99 90 8881 | - |
| C 200 / Kompressor / T (BM.) 202.020 / 025 / 080 / 082 / 087 | 99 90 2071 99 90 7870 | 10 92 8384 ① | 10 90 5578 99 90 8881 | - |
| C 200 Diesel / T (BM.) 202.120 / 122 / 180 | 99 90 2071 99 90 7870 | 10 92 8384 ① | 10 90 5578 99 90 8881 | - |
| C 200 CDI / T (BM.) 202.134 / 194 | 99 90 2071 99 90 7870 | 10 92 8384 ① | 99 97 5424 10 90 5578 | - |
| C 220 / Diesel / T (BM.) 202.022 / 121 / 182 | 99 90 2071 99 90 7870 | 10 92 8384 ① | 10 90 5578 99 90 8881 | - |
| C 220 CDI T (BM.) 202.133 / 193 | 99 90 2071 99 90 7870 | 10 92 8384 ① | 99 97 5424 10 90 5578 | - |
| C 230 / T (BM.) 202.023 / 083 | 99 90 2071 99 90 7870 | 10 92 8384 ① | 10 90 5578 99 90 8881 | - |
| C 230 Kompressor / T (BM.) 202.024 / 085 | 99 90 2071 99 90 7870 | 10 92 8384 ① | 99 97 5424 10 90 5578 | - |
| C 240 / T (BM.) 202.026 / 086 / 088 | 99 90 2071 99 90 7870 | 10 92 8384 ① | 10 90 5578 99 90 8881 | - |
| C 250 Diesel (BM.) 202.125 | 99 90 2071 99 90 7870 | 10 92 8384 ① | 10 90 5578 99 90 8881 | - |
| C 250 Turbodiesel (BM.) 202.128 / 188 | 99 90 2071 99 90 7870 | 10 92 8384 ① | 99 97 5424 10 90 5578 | - |
| C 280 / C 36 AMG / C 43 AMG / T (BM.) 202.028 / 029 / 033 / 089 / 093 | 99 90 2071 99 90 7870 | 10 92 8384 ① | 99 97 5424 10 90 5578 | - |



① Limousine (ch.) A 344661 →
(ch.) F 331441 →

T-Modell
alle / all





C-Klasse (BM 203)

(2000 → 2006)

| | | | | |
|---|--------------------------|---|--------------------------|---|
| C 160 (BM.) 203.730 | 10 92 2435 10 92 7311 | - | - | - |
| C 180 / Kompressor / T / CLC (BM.) 203.035/ 046/ 235/ 246/ 735/ 746 | 10 92 2435 10 92 7311 | - | - | - |
| C 200 CGI / Kompressor / T / CLC (BM.) 203.043 / 243 / 743 | 10 92 2435 10 92 7311 | - | - | - |
| C 200 Kompressor / T / CLC (BM.) 203.042 / 045 / 242 / 245/ 741/ 742 / 745 | 10 92 2435 10 92 7311 | - | - | - |
| C 200 CDI / C 200 T CDI / CLC (BM.) 203.004 / 007 / 204 / 207 / 707 | 10 92 2435 10 92 7311 | - | 99 97 5424 10 90 5578 | - |
| C 220 CDI / C 220 T CDI / SC 220 CDI (BM.) 203.006 / 008 / 206 / 208 / 706 | 10 92 2435 10 92 7311 | - | 99 97 5424 10 90 5578 | - |
| C 230 Kompressor / T / CLC (BM.) 203.040/ 052/ 240/ 252/ 740/ 747 / 752 | 10 92 2435 10 92 7311 | - | - | - |
| C 240 T (BM.) 203.061 | 10 92 2435 10 92 7311 | - | - | - |
| C 270 CDI / T (BM.) 203.016 / 216 | 10 92 2435 10 92 7311 | - | 99 97 5424 10 90 5578 | - |
| C 280 / T (BM.) 203.054 / 254 | 10 92 2435 10 92 7311 | - | - | - |
| C 320 / CDI / T / CLC (BM.) 203.020 / 064 / 220 / 264 / 764 | 10 92 2435 10 92 7311 | - | 99 97 5424 10 90 5578 | - |
| C 320 CDI / C 320 T CDI / 4-Matic (BM.) 203.084 / 284 | - | - | 99 97 5424 10 90 5578 | - |

SWAG 10 90 5578

Ref.No. 202 980 00 16 SK



AØ 84 IØ 45 B 39

SWAG 10 92 2435

Ref.No. 203 330 00 51



AØ 62 IØ 35 B 19
AØ 50 IØ 22 B 19

SWAG 10 92 7311

Ref.No. 203 330 00 51 SK



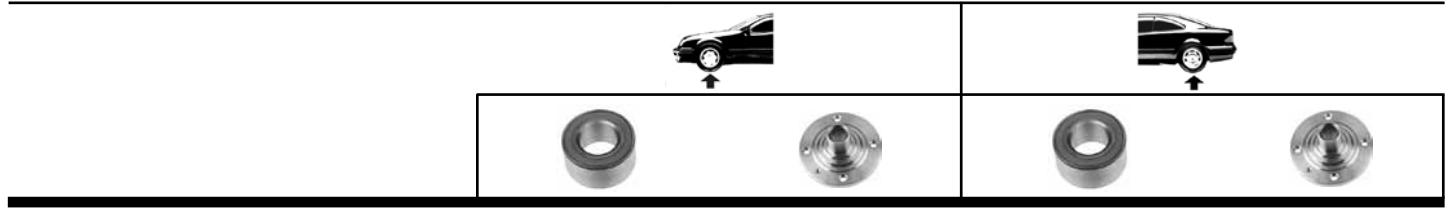
AØ 62 IØ 35 B 19
AØ 50 IØ 22 B 19

SWAG 99 97 5424

Ref.No. 202 980 01 16



AØ 84 IØ 45 B 39



C-Klasse (BM 203) (2000 → 2006)

| | | | | |
|--|--------------------------|---|--------------------------|---|
| C 30 CDI AMG / T / CLC (BM.) 203.018 / 218 / 718 | 10 92 2435 10 92 7311 | - | 10 90 5578 10 92 1872 | - |
| SC 32 AMG Kompressor / T (BM.) 203.065 / 265 | 10 92 2435 10 92 7311 | - | 10 90 5578 10 92 1872 | - |
| C 350 / T / CLC (BM.) 203.056 / 256 / 756 | 10 92 2435 10 92 7311 | - | - | - |
| C 350 4-Matic (BM.) 203.287 | - | - | 10 90 5578 10 92 1872 | - |
| C 55 AMG / T (BM.) 203.076 / 276 | 10 92 2435 10 92 7311 | - | 10 90 5578 10 92 1872 | - |

C-Klasse (BM 204) (2007 →)

| | | | | |
|--|--------------------------|---|---|---|
| C 180 Kompressor (BM.) 204.046 | 10 92 2435 10 92 7311 | - | - | - |
| C 200 Kompressor (BM.) 204.041 | 10 92 2435 10 92 7311 | - | - | - |
| C 200 CDI (BM.) 204.007 | 10 92 2435 10 92 7311 | - | - | - |
| C 220 CDI (BM.) 204.008 | 10 92 2435 10 92 7311 | - | - | - |
| C 230 (BM.) 204.052 | 10 92 2435 10 92 7311 | - | - | - |
| C 280 (BM.) 204.054 | 10 92 2435 10 92 7311 | - | - | - |

SWAG 10 90 5578
Ref.No. 202 980 00 16 SK

AØ 84 IØ 45 B 39

SWAG 10 92 1872
Ref.No. 203 980 00 16

AØ 84 IØ 45 B 39

SWAG 10 92 2435
Ref.No. 203 330 00 51

AØ 62 IØ 35 B 19
AØ 50 IØ 22 B 19

SWAG 10 92 7311
Ref.No. 203 330 00 51 SK

AØ 62 IØ 35 B 19
AØ 50 IØ 22 B 19



C-Klasse (BM 204)

(2007 →)

| | | | | |
|---|--|---|--|-------------------|
| C 320 CDI (BM.) 204.022 | 10 92 2435 10 92 7311 | - | - | - |
| C 350 (BM.) 204.056 | 10 92 2435 10 92 7311 | - | - | - |
| C63 AMG / T (BM.) 204.077 / 277 | - | - | 10 92 8574 10 92 8678 | 12 92 8620 |

CL (BM 215)

(1999 → 2005)

| | | | | |
|--|-------------------|---|--|---|
| CL 500 (BM.) 215.375 | 10 92 4535 | - | 10 90 8222 10 92 1668 | - |
| CL 55 AMG / Kompressor (BM.) 215.373 / 374 | 10 92 4535 | - | 10 90 8222 10 92 1668 | - |
| CL 600 (BM.) 215.376 / 378 | 10 92 4535 | - | 10 90 8222 10 92 1668 | - |

CL (BM 216)

(2005 →)

| | | | | |
|---|-------|---|--|-------------------|
| CL 500 / 4-Matic (BM.) 216.371 / 386 | - | - | 10 92 8574 10 92 8678 | 12 92 8620 |
| CL 550 / 4-Matic (BM.) 216.371 / 386 | USA J | - | 10 92 8574 10 92 8678 | 12 92 8620 |
| CL 600 (BM.) 216.376 | - | - | 10 92 8574 10 92 8678 | 12 92 8620 |
| CL 63 AMG / CL 65 AMG (BM.) 216.377 / 379 | - | - | 10 92 8574 10 92 8678 | 12 92 8620 |

SWAG 10 90 8222

Ref.No. 140 980 04 16 SK



AØ 88 IØ 49 B 46

SWAG 10 92 1668

Ref.No. 220 980 01 16



AØ 88 IØ 49 B 46

SWAG 10 92 2435

Ref.No. 203 330 00 51



AØ 62 IØ 35 B 19
AØ 50 IØ 22 B 19

SWAG 10 92 7311

Ref.No. 203 330 00 51 SK



AØ 62 IØ 35 B 19
AØ 50 IØ 22 B 19

SWAG 10 92 8574

Ref.No. 211 981 02 27



AØ 91 IØ 49 B 50

SWAG 10 92 8678

Ref.No. 211 981 02 27 S1




AØ 91 IØ 49 B 50

SWAG 12 92 8620

Ref.No. 211 357 04 08



AØ 148,3 Lk Ø 110 x 5



| | | | | |
|---|--------------------------|------------|--------------------------|---|
| CLK (BM 208) (1997 → 2002) | | | | |
| CLK 200 / Cabrio (BM.) 208.335 / 435 | 99 90 2071 99 90 7870 | - | 10 90 5578 99 90 8881 | - |
| CLK 200 Kompressor / Cabrio (BM.) 208.344 / 345 / 444 / 445 | 99 90 2071 99 90 7870 | 10 92 8384 | 99 97 5424 10 90 5578 | - |
| CLK 230 Kompressor / Cabrio (BM.) 208.347 / 348 / 447 / 448 | 99 90 2071 99 90 7870 | 10 92 8384 | 99 97 5424 10 90 5578 | - |
| CLK 320 / Cabrio (BM.) 208.365 / 465 | 99 90 2071 99 90 7870 | 10 92 8384 | 99 97 5424 10 90 5578 | - |
| CLK 430 / Cabrio (BM.) 208.370 / 470 | 99 90 2071 99 90 7870 | 10 92 8384 | 99 97 5424 10 90 5578 | - |
| CLK 55 AMG (BM.) 208.374 | 99 90 2071 99 90 7870 | 10 92 8384 | 99 97 5424 10 90 5578 | - |

| | | | | |
|---|--------------------------|---|--------------------------|---|
| CLK (BM 209) (2002 →) | | | | |
| CLK 200 Kompressor / CGI / Cabrio (BM.) 209.341 / 342 / 343 / 441 / 442 | 10 92 2435 10 92 7311 | - | 10 90 5578 10 92 1697 | - |
| CLK 220 CDI (BM.) 209.308 | 10 92 2435 10 92 7311 | - | 10 90 5578 10 92 1697 | - |
| CLK 240 / Cabrio (BM.) 209.361 / 461 | 10 92 2435 10 92 7311 | - | 10 90 5578 10 92 1697 | - |

SWAG 10 90 5578
Ref.No. 202 980 00 16 SK

AØ 84 IØ 45 B 39

SWAG 10 92 1697
Ref.No. 209 980 00 16

AØ 84 IØ 45 B 39

SWAG 10 92 2435
Ref.No. 203 330 00 51

AØ 62 IØ 35 B 19
AØ 50 IØ 22 B 19

SWAG 10 92 7311
Ref.No. 203 330 00 51 SK

AØ 62 IØ 35 B 19
AØ 50 IØ 22 B 19

SWAG 10 92 8384
Ref.No. 210 330 03 25

AØ 150 Lk Ø 112,2 x 5

SWAG 99 90 2071
Ref.No. 210 330 00 51

AØ 60 IØ 35 B 17
AØ 45 IØ 22 B 17

SWAG 99 90 7870
Ref.No. 210 330 00 51 SK

AØ 60 IØ 35 B 17
AØ 45 IØ 25 B 17

SWAG 99 97 5424
Ref.No. 202 980 01 16

AØ 84 IØ 45 B 39



CLK (BM 209)

(2002 →)

| | | | | |
|--|--|---|--|---|
| CLK 270 CDI (BM.) 209.316 | 10 92 2435 10 92 7311 | - | 10 90 5578 10 92 1697 | - |
| CLK 280 (BM.) 209.354 / 454 | 10 92 2435 10 92 7311 | - | 10 90 5578 10 92 1697 | - |
| CLK 320 / Cabrio (BM.) 209.365 / 465 | 10 92 2435 10 92 7311 | - | 10 90 5578 10 92 1697 | - |
| CLK 320 CDI (BM.) 209.320 / 420 | 10 92 2435 10 92 7311 | - | 10 90 5578 10 92 1697 | - |
| CLK 350 / Cabrio (BM.) 209.356 / 456 | 10 92 2435 10 92 7311 | - | 10 90 5578 10 92 1697 | - |
| CLK 500 / Cabrio (BM.) 209.372 / 472 | 10 92 2435 10 92 7311 | - | 10 90 5578 10 92 1697 | - |
| CLK 500 / Cabrio (BM.) 209.375 / 475 | 10 92 2435 10 92 7311 | - | 10 90 5578 10 92 1697 | - |
| CLK 550 Cabrio (BM.) 209.4872 USA | 10 92 2435 10 92 7311 | - | 10 90 5578 10 92 1697 | - |
| CLK 55 AMG / Cabrio (BM.) 209.376 / 476 | 10 92 2435 10 92 7311 | - | 10 90 5578 10 92 1697 | - |
| CLK 63 AMG (BM.) 209.377 | 10 92 2435 10 92 7311 | - | 10 92 8574 10 92 8678 | - |

SWAG 10 90 5578


Ref.No. 202 980 00 16 SK



AØ 84 IØ 45 B 39

SWAG 10 92 1697

Ref.No. 209 980 00 16



AØ 84 IØ 45 B 39

SWAG 10 92 2435

Ref.No. 203 330 00 51



AØ 62 IØ 35 B 19
AØ 50 IØ 22 B 19

SWAG 10 92 7311

Ref.No. 203 330 00 51 SK



AØ 62 IØ 35 B 19
AØ 50 IØ 22 B 19

SWAG 10 92 8574

Ref.No. 211 981 02 27



AØ 91 IØ 49 B 50

SWAG 10 92 8678

Ref.No. 211 981 02 27 S1



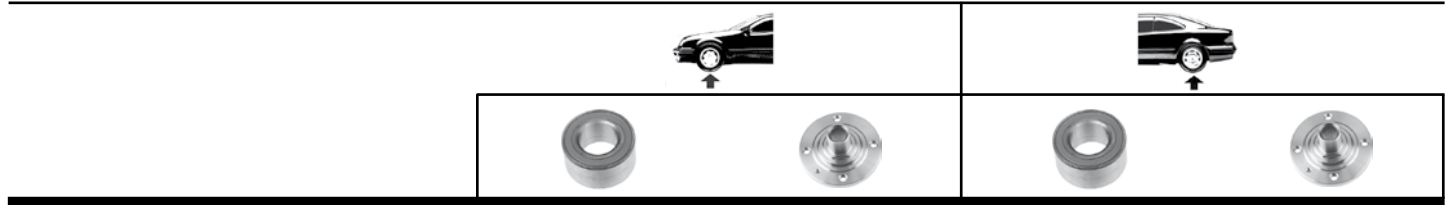
AØ 91 IØ 49 B 50

SWAG 12 92 8620

Ref.No. 211 357 04 08



AØ 148,3 Lk Ø 110 x 5



| | | | | |
|---|-----------------------------------|---|--------------------------|------------|
| CLS (BM 219) (2004 →) | | | | |
| CLS 280 (BM.) 219.354 | 10 92 4534 10 92 6005 | - | 10 92 8574 10 92 8678 | 12 92 8620 |
| CLS 320 CDI (BM.) 219.322 | 10 92 4534 10 92 6005 | - | 10 92 8574 10 92 8678 | 12 92 8620 |
| CLS 350 / CGI (ex.) 4-Matic (BM.) 219.356 / 357 | 10 92 4534 10 92 6005 | - | 10 92 8574 10 92 8678 | 12 92 8620 |
| CLS 500 (ex.) 4-Matic (BM.) 219.372 / 375 | 10 92 4534 10 92 6005 | - | 10 92 8574 10 92 8678 | 12 92 8620 |
| CLS 550 (ex.) 4-Matic (BM.) 219.372 | USA J 10 92 4534 10 92 6005 | - | 10 92 8574 10 92 8678 | 12 92 8620 |
| CLS 55 AMG (ex.) 4-Matic (BM.) 219.376 | 10 92 4534 10 92 6005 | - | 10 92 8574 10 92 8678 | 12 92 8620 |
| CLS 63 AMG (ex.) 4-Matic (BM.) 219.377 | 10 92 4534 10 92 6005 | - | 10 92 8574 10 92 8678 | 12 92 8620 |

SWAG 10 92 4534
Ref.No. 230 330 03 25 S1

AØ 68 IØ 39 B 20
AØ 45 IØ 22 B 17

SWAG 10 92 6005
Ref.No. 230 330 03 25 S2

AØ 68 IØ 39 B 20
AØ 45 IØ 22 B 17

SWAG 10 92 8574
Ref.No.211 981 02 27

AØ 91 IØ 49 B 50

SWAG 10 92 8678
Ref.No.211 981 02 27 S1

AØ 91 IØ 49 B 50

SWAG 12 92 8620
Ref.No. 211 357 04 08

AØ 148,3 Lk Ø 110 x 5



E-Klasse (BM 210) (1995 → 2003)

| | | | | |
|--|--------------------------|------------|--------------------------|---|
| E 200 (BM.) 210.035 | 99 90 2071 99 90 7870 | 10 92 8384 | 10 90 5578 99 90 8881 | - |
| E 200 T (BM.) 210.235 | 99 90 2071 99 90 7870 | 10 92 8384 | - | - |
| E 200 Kompressor (BM.) 210.045 | 99 90 2071 99 90 7870 | 10 92 8384 | 10 90 5578 99 90 8881 | - |
| E 200 T Kompressor (BM.) 210.245 | 99 90 2071 99 90 7870 | 10 92 8384 | 10 90 8220 10 90 8222 | - |
| E 200 Kompressor (BM.) 210.048 | 99 90 2071 99 90 7870 | 10 92 8384 | 10 90 5578 | - |
| E 200 T Kompressor (BM.) 210.248 | 99 90 2071 99 90 7870 | 10 92 8384 | - | - |
| E 200 Diesel (BM.) 210.003 | 99 90 2071 99 90 7870 | 10 92 8384 | 10 90 8220 10 90 8222 | - |
| E 200 CDI (BM.) 210.007 | 99 90 2071 99 90 7870 | 10 92 8384 | 99 97 5424 10 90 5578 | - |
| E 220 Diesel (BM.) 210.004 | 99 90 2071 99 90 7870 | 10 92 8384 | 10 90 5578 99 90 8881 | - |

SWAG 10 90 5578

Ref.No. 202 980 00 16 SK



AØ 84 IØ 45 B 39

SWAG 10 90 8220

Ref.No. 140 980 06 16



AØ 88 IØ 49 B 46

SWAG 10 90 8222

Ref.No. 140 980 04 16 SK



AØ 88 IØ 49 B 46

SWAG 10 92 8384

Ref.No. 210 330 03 25



AØ 150 Lk Ø 112,2 x 5

SWAG 99 90 2071

Ref.No. 210 330 00 51



AØ 60 IØ 35 B 17

AØ 45 IØ 22 B 17

SWAG 99 90 7870

Ref.No. 210 330 00 51 SK



AØ 60 IØ 35 B 17

AØ 45 IØ 25 B 17

SWAG 99 90 8881

Ref.No. 202 980 00 16




AØ 84 IØ 45 B 39

SWAG 99 97 5424

Ref.No. 202 980 01 16

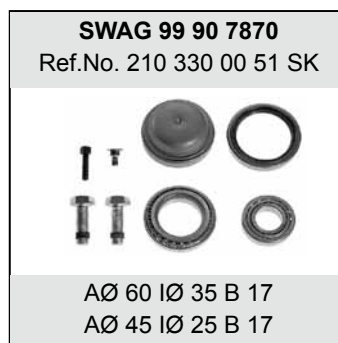


AØ 84 IØ 45 B 39



E-Klasse (BM 210) (1995 → 2003)

| | | | | |
|---|--|-------------------|--|---|
| E 220 CDI (BM.) 210.006 | 99 90 2071 99 90 7870 | 10 92 8384 | 10 90 5578 99 90 8881 | - |
| E 220 T CDI (BM.) 210.206 | 99 90 2071 99 90 7870 | 10 92 8384 | - | - |
| E 230 (BM.) 210.037 | 99 90 2071 99 90 7870 | 10 92 8384 | 10 90 5578 99 90 8881 | - |
| E 230 T (BM.) 210.237 | 99 90 2071 99 90 7870 | 10 92 8384 | - | - |
| E 240 (BM.) 210.061 | 99 90 2071 99 90 7870 | 10 92 8384 | 10 90 5578 99 90 8881 | - |
| E 240 T (BM.) 210.261 | 99 90 2071 99 90 7870 | 10 92 8384 | - | - |
| E 240 / T (BM.) 210.062 / 262 | 99 90 2071 99 90 7870 | 10 92 8384 | - | - |
| E 250 Diesel (BM.) 210.010 | 99 90 2071 99 90 7870 | 10 92 8384 | 10 90 5578 99 90 8881 | - |
| E 250 T Diesel (BM.) 210.210 | 99 90 2071 99 90 7870 | 10 92 8384 | - | - |





E-Klasse (BM 210) (1995 → 2003)

| | | | | |
|---|--------------------------|------------|--------------------------|---|
| E 250 Turbodiesel / T (BM.) 210.015 / 215 | 99 90 2071 99 90 7870 | 10 92 8384 | - | - |
| E 270 CDI / T (BM.) 210.016 / 216 | 99 90 2071 99 90 7870 | 10 92 8384 | - | - |
| E 280 (BM.) 210.053 | 99 90 2071 99 90 7870 | 10 92 8384 | 99 97 5424 10 90 5578 | - |
| E 280 (BM.) 210.063 → 06/99 | 99 90 2071 99 90 7870 | 10 92 8384 | 99 97 5424 10 90 5578 | - |
| E 280 T (BM.) 210.263 | 99 90 2071 99 90 7870 | 10 92 8384 | - | - |
| E 270 CDI / T (BM.) 210.016 / 216 | 99 90 2071 99 90 7870 | 10 92 8384 | - | - |
| E 290 Turbodiesel / T (BM.) 210.017 / 217 | 99 90 2071 99 90 7870 | 10 92 8384 | - | - |
| E 300 Diesel (BM.) 210.020 | 99 90 2071 99 90 7870 | 10 92 8384 | 99 97 5424 10 90 5578 | - |

SWAG 10 90 5578

Ref.No. 202 980 00 16 SK



AØ 84 IØ 45 B 39

SWAG 10 92 8384

Ref.No. 210 330 03 25



AØ 150 Lk Ø 112,2 x 5

SWAG 99 90 2071

Ref.No. 210 330 00 51



AØ 60 IØ 35 B 17
AØ 45 IØ 22 B 17

SWAG 99 90 7870

Ref.No. 210 330 00 51 SK



AØ 60 IØ 35 B 17
AØ 45 IØ 25 B 17

SWAG 99 90 8881

Ref.No. 202 980 00 16



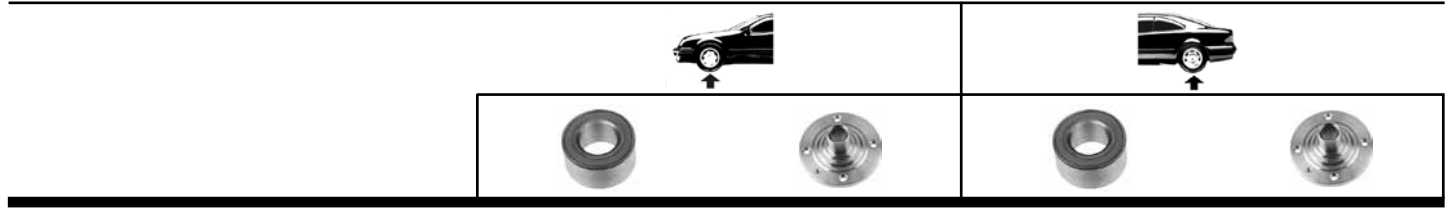
AØ 84 IØ 45 B 39

SWAG 99 97 5424

Ref.No. 202 980 01 16



AØ 84 IØ 45 B 39



E-Klasse (BM 210) (1995 → 2003)

| | | | | |
|---|--|-------------------|--|---|
| E 300 Turbodiesel (BM.) 210.025 | 99 90 2071 99 90 7870 | 10 92 8384 | 99 97 5424 10 90 5578 | - |
| E 300 T Turbodiesel (BM.) 210.225 | 99 90 2071 99 90 7870 | 10 92 8384 | 10 90 8220 10 90 8222 | - |
| E 320 CDI / T (BM.) 210.026 / 226 | 99 90 2071 99 90 7870 | 10 92 8384 | - | - |
| E 320 (BM.) 210.055 | 99 90 2071 99 90 7870 | 10 92 8384 | 99 97 5424 10 90 5578 | - |
| E 320 (BM.) 210.065 | 99 90 2071 99 90 7870 | 10 92 8384 | 99 97 5424 10 90 5578 | - |

SWAG 10 90 5578
Ref.No. 202 980 00 16 SK

AØ 84 IØ 45 B 39

SWAG 10 92 8384
Ref.No. 210 330 03 25

AØ 150 Lk Ø 112,2 x 5

SWAG 99 90 2071
Ref.No. 210 330 00 51

AØ 60 IØ 35 B 17
AØ 45 IØ 22 B 17

SWAG 99 90 7870
Ref.No. 210 330 00 51 SK

AØ 60 IØ 35 B 17
AØ 45 IØ 25 B 17

SWAG 99 97 5424
Ref.No. 202 980 01 16

AØ 84 IØ 45 B 39



E-Klasse (BM 210) (1995 → 2003)

| | | | | |
|--|--------------------------|------------|--------------------------|---|
| E 320 T (BM.) 210.265 | 99 90 2071 99 90 7870 | 10 92 8384 | 10 90 8220 10 90 8222 | - |
| E 420 / E 55 AMG (BM.) 210.072 | 99 90 2071 99 90 7870 | 10 92 8384 | 99 97 5424 10 90 5578 | - |
| E 420 T / E 55 AMG T (BM.) 210.272 | 99 90 2071 99 90 7870 | 10 92 8384 | 10 90 8220 10 90 8222 | - |
| E 430 (BM.) 210.070 | 99 90 2071 99 90 7870 | 10 92 8384 | 99 97 5424 10 90 5578 | - |
| E 430 T (BM.) 210.270 | 99 90 2071 99 90 7870 | 10 92 8384 | 10 90 8220 10 90 8222 | - |
| E 55 AMG (BM.) 210.074 | 99 90 2071 99 90 7870 | 10 92 8384 | 99 97 5424 10 90 5578 | - |
| E 55 AMG T (BM.) 210.274 | 99 90 2071 99 90 7870 | 10 92 8384 | 10 90 8220 10 90 8222 | - |

SWAG 10 90 5578

Ref.No. 202 980 00 16 SK



AØ 84 IØ 45 B 39

SWAG 10 92 8384

Ref.No. 210 330 03 25



AØ 150 Lk Ø 112,2 x 5

SWAG 99 90 2071

Ref.No. 210 330 00 51



AØ 60 IØ 35 B 17
AØ 45 IØ 22 B 17

SWAG 99 90 7870

Ref.No. 210 330 00 51 SK




AØ 60 IØ 35 B 17
AØ 45 IØ 25 B 17

SWAG 99 97 5424

Ref.No. 202 980 01 16



AØ 84 IØ 45 B 39



E-Klasse (BM 211) (2002 →)

| | | | | |
|---|--|---|--|-------------------|
| E 200 / Kompressor / T (ex.) 4-Matic (BM.) 211.041 / 042 / 241 / 242 | 10 92 4534 10 92 6005 | - | 10 92 8574 10 92 8678 | 12 92 8620 |
| E 200 CDI (ex.) 4-Matic (BM.) 211.004 / 007 / 207 | 10 92 4534 10 92 6005 | - | 10 92 8574 10 92 8678 | 12 92 8620 |
| E 220 CDI / T (ex.) 4-Matic (BM.) 211.006 / 008 / 206 / 208 / 606 / 608 | 10 92 4534 10 92 6005 | - | 10 92 8574 10 92 8678 | 12 92 8620 |
| E 230 / T (ex.) 4-Matic (BM.) 211.052 / 252 | 10 92 4534 10 92 6005 | - | 10 92 8574 10 92 8678 | 12 92 8620 |
| E 240 / T (ex.) 4-Matic (BM.) 211.061 / 261 | 10 92 4534 10 92 6005 | - | 10 92 8574 10 92 8678 | 12 92 8620 |
| E 240 / T / 4-Matic (BM.) 211.080 / 280 | - | - | 10 92 8574 10 92 8678 | 12 92 8620 |
| E 270 CDI / T (ex.) 4-Matic (BM.) 211.016 / 216 / 616 | 10 92 4534 10 92 6005 | - | 10 92 8574 10 92 8678 | 12 92 8620 |
| E 280 / T (ex.) 4-Matic (BM.) 211.054 / 254 | 10 92 4534 10 92 6005 | - | 10 92 8574 10 92 8678 | 12 92 8620 |
| E 280 / T / 4-Matic (BM.) 211.092 / 292 | - | - | 10 92 8574 10 92 8678 | 12 92 8620 |

SWAG 10 92 4534
Ref.No. 230 330 03 25 S1

AØ 68 IØ 39 B 20
AØ 45 IØ 22 B 17

SWAG 10 92 6005
Ref.No. 230 330 03 25 S2

AØ 68 IØ 39 B 20
AØ 45 IØ 22 B 17

SWAG 10 92 8574
Ref.No.211 981 02 27

AØ 91 IØ 49 B 50

SWAG 10 92 8678
Ref.No.211 981 02 27 S1

AØ 91 IØ 49 B 50

SWAG 12 92 8620
Ref.No. 211 357 04 08

AØ 148,3 Lk Ø 110 x 5



E-Klasse (BM 211)

(2002 →)

| | | | | |
|---|--|---|--|-------------------|
| E 280 CDI / T (ex.) 4-Matic (BM.) 211.020 / 023 / 220 / 223 / 620 | 10 92 4534 10 92 6005 | - | 10 92 8574 10 92 8678 | 12 92 8620 |
| E 280 CDI / T / 4-Matic (BM.) 211.084 / 284 | - | - | 10 92 8574 10 92 8678 | 12 92 8620 |
| E 300 Bluetec (BM.) 211.024 | - | - | 10 92 8574 10 92 8678 | 12 92 8620 |
| E 320 / T (ex.) 4-Matic (BM.) 211.065 / 265 | 10 92 4534 10 92 6005 | - | 10 92 8574 10 92 8678 | 12 92 8620 |
| E 320 / T / 4-Matic (BM.) 211.082 / 282 | - | - | 10 92 8574 10 92 8678 | 12 92 8620 |
| E 320 CDI / T (ex.) 4-Matic (BM.) 211.022 / 026 / 222 / 226 | 10 92 4534 10 92 6005 | - | 10 92 8574 10 92 8678 | 12 92 8620 |
| E 320 CDI / T / 4-Matic (BM.) 211.089 / 289 | - | - | 10 92 8574 10 92 8678 | 12 92 8620 |
| E 350 / CGI / T(ex.) 4-Matic (BM.) 211.056 / 057 / 256 / 257 | 10 92 4534 10 92 6005 | - | 10 92 8574 10 92 8678 | 12 92 8620 |
| E 350 / T / 4-Matic (BM.) 211.087 / 287 | - | - | 10 92 8574 10 92 8678 | 12 92 8620 |

SWAG 10 92 4534

Ref.No. 230 330 03 25 S1



AØ 68 IØ 39 B 20
AØ 45 IØ 22 B 17

SWAG 10 92 6005

Ref.No. 230 330 03 25 S2



AØ 68 IØ 39 B 20
AØ 45 IØ 22 B 17

SWAG 10 92 8574

Ref.No.211 981 02 27



AØ 91 IØ 49 B 50

SWAG 10 92 8678

Ref.No.211 981 02 27 S1



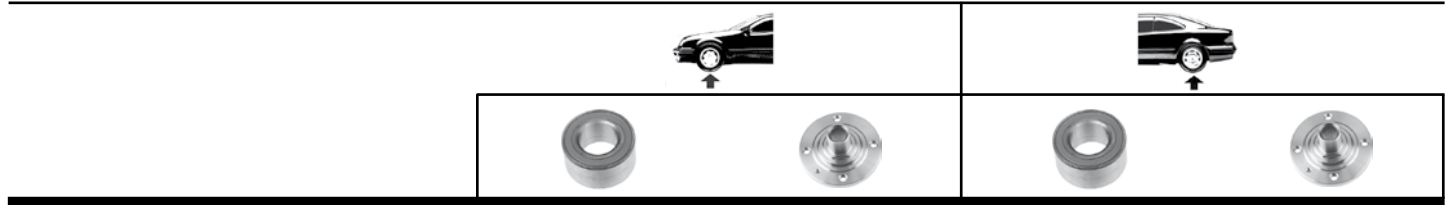
AØ 91 IØ 49 B 50




SWAG 12 92 8620

Ref.No. 211 357 04 08



AØ 148,3 Lk Ø 110 x 5



| E-Klasse (BM 211) (2002 →) | | | | |
|---|--|---|--|-------------------|
| E 400 CDI (ex.) 4-Matic (BM.) 211.028 | 10 92 4534 10 92 6005 | - | 10 92 8574 10 92 8678 | 12 92 8620 |
| E 420 CDI (ex.) 4-Matic (BM.) 211.029 | 10 92 4534 10 92 6005 | - | 10 92 8574 10 92 8678 | 12 92 8620 |
| E 500 / T (ex.) 4-Matic (BM.) 211.070 / 072 / 270 / 272 | 10 92 4534 10 92 6005 | - | 10 92 8574 10 92 8678 | 12 92 8620 |
| E 500 / T / 4-Matic (BM.) 211.083 / 283 | - | - | 10 92 8574 10 92 8678 | 12 92 8620 |
| E 500 / E 550 / T / 4-Matic (BM.) 211.090 / 290 | - | - | 10 92 8574 10 92 8678 | 12 92 8620 |
| E 550 / 4-Matic (BM.) 211.090   | - | - | 10 92 8574 10 92 8678 | 12 92 8620 |
| E 550 T / 4-Matic (BM.) 211.290  | - | - | 10 92 8574 10 92 8678 | 12 92 8620 |
| E 55 AMG / T (ex.) 4-Matic (BM.) 211.076 / 276 | 10 92 4534 10 92 6005 | - | 10 92 8574 10 92 8678 | 12 92 8620 |
| E 63 AMG / T (ex.) 4-Matic (BM.) 211.077 / 277 | 10 92 4534 10 92 6005 | - | 10 92 8574 10 92 8678 | 12 92 8620 |

SWAG 10 92 4534
Ref.No. 230 330 03 25 S1



AØ 68 IØ 39 B 20
AØ 45 IØ 22 B 17

SWAG 10 92 6005
Ref.No. 230 330 03 25 S2




AØ 68 IØ 39 B 20
AØ 45 IØ 22 B 17

SWAG 10 92 8574
Ref.No.211 981 02 27



AØ 91 IØ 49 B 50

SWAG 10 92 8678
Ref.No.211 981 02 27 S1



AØ 91 IØ 49 B 50

SWAG 12 92 8620
Ref.No. 211 357 04 08



AØ 148,3 Lk Ø 110 x 5



G-Klasse (BM 460) (1979 → 1993)

| | | | | |
|------------|---|---|--------------------------|---|
| 200 G / GE | - | - | 10 85 0014 10 90 5860 | - |
| 240 GD | - | - | 10 85 0014 10 90 5860 | - |
| 250 GD | - | - | 10 85 0014 10 90 5860 | - |
| 280 GE | - | - | 10 85 0014 10 90 5860 | - |
| 300 GD | - | - | 10 85 0014 10 90 5860 | - |

G-Klasse (BM 461) (1990 →)

| | | | | |
|--------------------|---|---|--------------------------|---|
| 230 G / GE / G 230 | - | - | 10 85 0014 10 90 5860 | - |
| 250 GD | - | - | 10 85 0014 10 90 5860 | - |
| 290 GE | - | - | 10 85 0014 10 90 5860 | - |
| G 290 GD | - | - | 10 85 0014 10 90 5860 | - |

G-Klasse (BM 463) (1990 →)

| | | | | |
|----------------------|---|---|--------------------------|---|
| 200 GE | - | - | 10 85 0014 10 90 5860 | - |
| 230 GE / G 230 | - | - | 10 85 0014 10 90 5860 | - |
| 300 D / GD / D Turbo | - | - | 10 85 0014 10 90 5860 | - |
| G 300 / G 350 | - | - | 10 85 0014 10 90 5860 | - |
| G 500 | - | - | 10 85 0014 10 90 5860 | - |

SWAG 10 85 0014
Ref.No.601 350 04 68




AØ 80 IØ 45 B 26

SWAG 10 90 5860
Ref.No.601 350 04 68 SK



AØ 80 IØ 45 B 26



M-Klasse (BM 163)

(1998 → 2005)

| | | | | |
|------------------------------------|------------|---|------------|---|
| ML 230 (BM.) 163.136 | 10 92 1975 | - | 10 92 1975 | - |
| ML 270 CDI (BM.) 163.113 | 10 92 1975 | - | 10 92 1975 | - |
| ML 320 (BM.) 163.154 | 10 92 1975 | - | 10 92 1975 | - |
| ML 350 (BM.) 163.157 | 10 92 1975 | - | 10 92 1975 | - |
| ML 400 CDI (BM.) 163.128 | 10 92 1975 | - | 10 92 1975 | - |
| ML 430 (BM.) 163.172 | 10 92 1975 | - | 10 92 1975 | - |
| ML 500 (BM.) 163.175 | 10 92 1975 | - | 10 92 1975 | - |
| ML 55 AMG (BM.) 163.174 | 10 92 1975 | - | 10 92 1975 | - |

MB 100 (BM 631)

(1990 →)

(Achse / axle)
733.702 → 705

| | | | | | |
|------------|----------------|------------|---|------------|---|
| alle / all | (ch.) → 128166 | 99 90 5464 | - | 10 90 5995 | - |
| | (ch.) 128167 → | 99 90 5464 | - | - | - |





S-Klasse (BM 108)

(1966 → 1972)

| | | | | |
|--|-------------------|---|-------------------|---|
| 250 S / SE (BM.) 108.012 / 014 | 10 85 0004 | - | 10 90 5423 | - |
| 280 S / SEL (BM.) 108.016 / 019 | 10 85 0004 | - | 10 90 5423 | - |
| 280 SE 3.5 / SEL 3.5 (BM.) 108.012 / 014 | 10 85 0004 | - | 10 90 5423 | - |

S-Klasse (BM 109)

(1966 → 1972)

| | | | | |
|---|-------------------|---|-------------------|---|
| 300 SEL (BM.) 109.015 / 016 | 10 85 0004 | - | 10 90 5423 | - |
| 300 SEL 3.5 (BM.) 109.056 | 10 85 0004 | - | 10 90 5423 | - |
| 300 SEL 6.3 (mot.) → 003548 (BM.) 109.019 | - | - | 10 90 5423 | - |

S-Klasse (BM 116)

(1972 → 1980)

| | | | | |
|-------------------|--|---|--|---|
| alle / all | 99 90 5577 10 85 0010 | - | 99 97 5569 99 90 8840 | - |
|-------------------|--|---|--|---|

SWAG 10 85 0004

Ref.No. 107 330 00 51



AØ 59 IØ 31,8 B 16,6
AØ 45 IØ 18,9 B 16,6

SWAG 10 85 0010

Ref.No. 116 330 00 51



AØ 65,25 IØ 35 B 18,5
AØ 50 IØ 21,5 B 18,5

SWAG 10 90 5423

Ref.No. 111 350 00 68



AØ 80 IØ 40 B 18

SWAG 99 90 5577

Ref.No. 611 330 07 25



AØ 65,25 IØ 35 B 18,5
AØ 50 IØ 21,5 B 18,5

SWAG 99 90 8840

Ref.No. 123 350 00 68




AØ 75 IØ 46 B 18
AØ 68 IØ 41 B 18

SWAG 99 97 5569

Ref.No. 123 350 00 68 SK

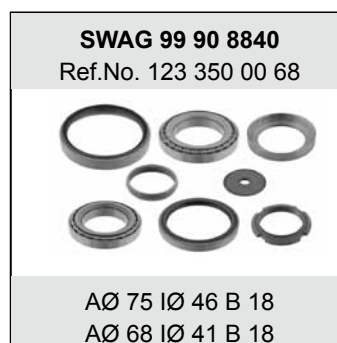
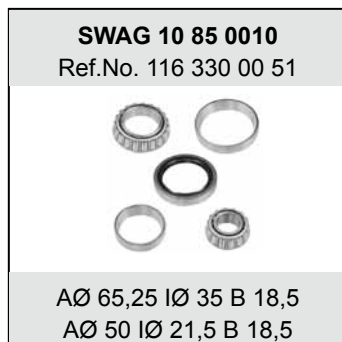


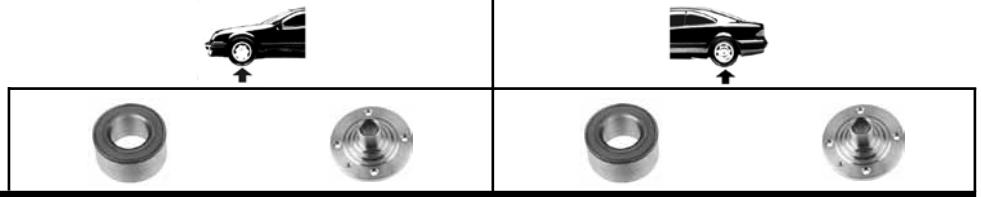
AØ 75 IØ 46 B 18
AØ 68 IØ 41 B 18



S-Klasse (BM 126) (1980 → 1991)

| | | | | | |
|--|-----------|--------------------------|---|--------------------------|---|
| 260 SE (BM.) 126.020 | (ex.) ABS | 99 90 5577 10 85 0010 | - | 99 97 5569 99 90 8840 | - |
| | ABS | 10 90 5580 10 85 0011 | - | 99 97 5569 99 90 8840 | - |
| 280 S / SE / SEL (BM.) 126.021 / 022 / 043 | | 99 90 5577 10 85 0010 | - | 99 97 5569 99 90 8840 | - |
| 300 SE / SEL (BM.) 126.024 / 025 | (ex.) ABS | 99 90 5577 10 85 0010 | - | 99 97 5569 99 90 8840 | - |
| | ABS | 10 90 5580 10 85 0011 | - | 99 97 5569 99 90 8840 | - |
| 380 SE / SEC / SEL (BM.) 126.032 / 033 / 043 | | 99 90 5577 10 85 0010 | - | 99 97 5569 99 90 8840 | - |
| 420 SE (BM.) 126.034 | | 99 90 5577 10 85 0010 | - | 99 97 5569 99 90 8840 | - |
| 420 SEC / SEL (BM.) 126.035 / 046 | | 10 90 5580 10 85 0011 | - | 99 97 5569 99 90 8840 | - |
| 500 SE / SEC / SEL (BM.) 126.036 / 037 / 044 | (ex.) ABS | 99 90 5577 10 85 0010 | - | 99 97 5569 99 90 8840 | - |
| | ABS | 10 90 5580 10 85 0011 | - | 99 97 5569 99 90 8840 | - |
| 560 SE / SEC / SEL (BM.) 126.038 / 039 / 045 | | 10 90 5580 10 85 0011 | - | 99 97 5569 99 90 8840 | - |





S-Klasse (BM 140)

(1991 → 1999)

| | | | | | |
|----------------------------------|------------------|-------------------|---|-------------------|---|
| 300 SE 2.8 | (ch.) → A 212244 | 10 90 5415 | - | 10 90 8210 | - |
| S 280 | | 10 90 5416 | | 10 90 8222 | |
| (BM.) 140.028 | (ch.) A 212245 → | 10 90 5415 | - | 10 90 8220 | - |
| | | 10 90 5416 | | 10 90 8222 | |
| 300 SE 3.2 | (ch.) → A 212244 | 10 90 5415 | - | 10 90 8210 | - |
| S 320 | | 10 90 5416 | | 10 90 8222 | |
| (BM.) 140.032 | (ch.) A 212245 → | 10 90 5415 | - | 10 90 8220 | - |
| | | 10 90 5416 | | 10 90 8222 | |
| 300 SEL 3.2 | (ch.) → A 212244 | 10 90 5415 | - | 10 90 8210 | - |
| S 320 | | 10 90 5416 | | 10 90 8222 | |
| (BM.) 140.033 | (ch.) A 212245 → | 10 90 5415 | - | 10 90 8220 | - |
| | | 10 90 5416 | | 10 90 8222 | |
| S 300 / S 350 | (ch.) → A 212244 | 10 90 5415 | - | 10 90 8210 | - |
| Turbodiesel | | 10 90 5416 | | 10 90 8222 | |
| (BM.) 140.134 / 135 | (ch.) A 212245 → | 10 90 5415 | - | 10 90 8220 | - |
| | | 10 90 5416 | | 10 90 8222 | |
| 400 SE / SEL | (ch.) → A 212244 | 10 90 5415 | - | 10 90 8219 | - |
| S 420 | | 10 90 5416 | | 10 90 8222 | |
| (BM.) 140.042 | (ch.) A 212245 → | 10 90 5415 | - | 10 90 8221 | - |
| | | 10 90 5416 | | 10 90 8222 | |
| 500 SE / SEC / SEL | (ch.) → A 212244 | 10 90 5415 | - | 10 90 8219 | - |
| S 500 | | 10 90 5416 | | 10 90 8222 | |
| (BM.) 140.050 / 051 / 070 | (ch.) A 212245 → | 10 90 5415 | - | 10 90 8221 | - |
| | | 10 90 5416 | | 10 90 8222 | |
| 600 SE / SEC / SEL | (ch.) → A 212244 | 10 90 5415 | - | 10 90 8219 | - |
| S 600 | | 10 90 5416 | | 10 90 8222 | |
| (BM.) 140.056 / 057 / 071 | (ch.) A 212245 → | 10 90 5415 | - | 10 90 8221 | - |
| | | 10 90 5416 | | 10 90 8222 | |

SWAG 10 90 5415

Ref.No. 140 330 02 51 SK



AØ 68 IØ 39 B 22
AØ 52 IØ 25 B 20

SWAG 10 90 5416

Ref.No. 140 330 02 51



AØ 68 IØ 39 B 22
AØ 52 IØ 25 B 20

SWAG 10 90 8210

Ref.No. 140 980 04 16



AØ 88 IØ 49 B 46

SWAG 10 90 8219

Ref.No. 140 980 05 16



AØ 88 IØ 49 B 46

SWAG 10 90 8220

Ref.No. 140 980 06 16




AØ 88 IØ 49 B 46

SWAG 10 90 8222

Ref.No. 140 980 04 16 SK



AØ 88 IØ 49 B 46



S-Klasse (BM 220) (1998 → 2005)

| | | | | |
|---|---|---|--|---|
| S 280 (BM.) 220.063 / 163 | - | - | 10 90 8222 10 92 1667 | - |
| S 320 (BM.) 220.065 / 165 | - | - | 10 90 8222 10 92 1667 | - |
| S 320 CDI (BM.) 220.025 / 026 / 125 / 126 | - | - | 10 90 8222 10 92 1667 | - |
| S 350 / 4-Matic (BM.) 220.067 / 087 / 167 / 187 | - | - | 10 90 8222 10 92 1667 | - |
| S 400 CDI (BM.) 220.028 / 128 | - | - | 10 90 8222 10 92 1668 | - |
| S 430 / 4-Matic (BM.) 220.070 / 083 / 170 / 183 | - | - | 10 90 8222 10 92 1667 | - |
| S 500 / 4-Matic (BM.) 220.075 / 084 / 175 / 184 | - | - | 10 90 8222 10 92 1668 | - |
| S 55 AMG / Kompressor (BM.) 220.073 / 074 / 173 / 174 | - | - | 10 90 8222 10 92 1668 | - |
| S 600 (BM.) 220.178 | - | - | 10 90 8222 10 92 1668 | - |





S-Klasse (BM 221)

(2005 →)

| | | | | |
|---|---|---|--|-------------------|
| S 280 (BM.) 221.054 / 154 | - | - | 10 92 8574 10 92 8678 | 12 92 8620 |
| S 320 CDI / 4-Matic (BM.) 221.022 / 080 / 122 / 180 | - | - | 10 92 8574 10 92 8678 | 12 92 8620 |
| S 350 / 4-Matic (BM.) 221.056 / 087 / 156 / 187 | - | - | 10 92 8574 10 92 8678 | 12 92 8620 |
| S 420 CDI (BM.) 221.028 / 128 | - | - | 10 92 8574 10 92 8678 | 12 92 8620 |
| S 450 / 4-Matic (BM.) 221.070 / 084 / 170 / 184 | - | - | 10 92 8574 10 92 8678 | 12 92 8620 |
| S 500 / 4-Matic (BM.) 221.071 / 086 / 171 / 186 | - | - | 10 92 8574 10 92 8678 | 12 92 8620 |
| S 550 / 4-Matic USA J (BM.) 221.071 / 086 / 171 / 186 | - | - | 10 92 8574 10 92 8678 | 12 92 8620 |
| S 600 (BM.) 221.176 | - | - | 10 92 8574 10 92 8678 | 12 92 8620 |
| S 63 AMG (BM.) 221.077 / 177 | - | - | 10 92 8574 10 92 8678 | 12 92 8620 |
| S 65 AMG (BM.) 221.179 | - | - | 10 92 8574 10 92 8678 | 12 92 8620 |

SWAG 10 92 8574

Ref.No. 211 981 02 27



AØ 91 IØ 49 B 50

SWAG 10 92 8678

Ref.No. 211 981 02 27 S1



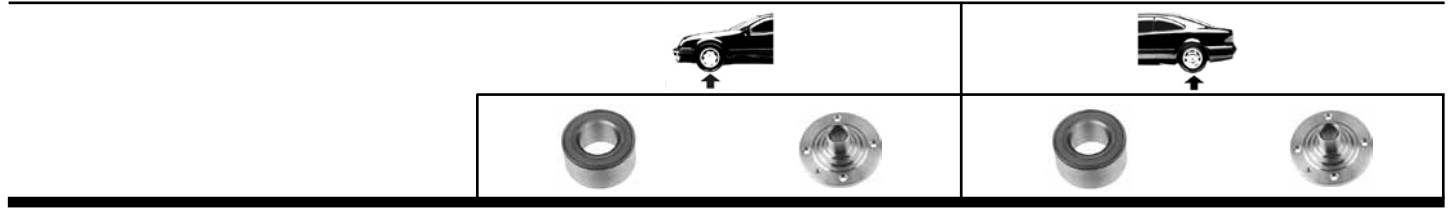
AØ 91 IØ 49 B 50

SWAG 12 92 8620

Ref.No. 211 357 04 08



AØ 148,3 Lk Ø 110 x 5



| | | | | |
|-------------------------------------|-------------------|---|-------------------|---|
| SL (BM 113) (1963 → 1971) | | | | |
| 250 SL (BM.) 113.043 | 10 85 0004 | - | 10 90 5423 | - |
| 280 SL (BM.) 113.044 | 10 85 0004 | - | 10 90 5423 | - |

| | | | | | |
|--|---------|--|---|--|---|
| SL (BM 107) (1971 → 1989) | | | | | |
| 280 SL / SLC (BM.) 107.022 / 042 | → 09/85 | 10 85 0007 10 85 0013 | - | 99 97 5569 99 90 8840 | - |
| 300 SL (BM.) 107.041 | 09/85 → | 10 85 0006 10 85 0012 | - | 99 97 5569 99 90 8840 | - |
| 350 SL / SLC (BM.) 107.023 / 043 | → 09/85 | 10 85 0007 10 85 0013 | - | 99 97 5569 99 90 8840 | - |
| 420 SL (BM.) 107.047 | 09/85 → | 10 85 0006 10 85 0012 | - | 99 97 5569 99 90 8840 | - |
| 450 SL / SLC (BM.) 107.024 / 044 | → 09/85 | 10 85 0007 10 85 0013 | - | 99 97 5569 99 90 8840 | - |
| 500 SL / SLC (BM.) 107.026 / 046 | → 09/85 | 10 85 0007 10 85 0013 | - | 99 97 5569 99 90 8840 | - |
| | 09/85 → | 10 85 0006 10 85 0012 | - | 99 97 5569 99 90 8840 | - |

SWAG 10 85 0004
Ref.No. 107 330 00 51

AØ 59 IØ 31,8 B 16,6
AØ 45 IØ 18,9 B 16,6

SWAG 10 85 0006
Ref.No. 201 330 02 51 SK

AØ 59 IØ 31,6 B 16,6
AØ 45 IØ 19 B 16,6

SWAG 10 85 0007
Ref.No. 115 330 00 51 SK

AØ 59 IØ 31,8 B 16,6
AØ 45 IØ 18,9 B 16,6

SWAG 10 85 0012
Ref.No. 201 330 02 51

AØ 59 IØ 32 B 17
AØ 45 IØ 19 B 17

SWAG 10 85 0013
Ref.No. 115 330 00 51

AØ 59 IØ 31,8 B 16,6
AØ 45 IØ 18,9 B 16,6

SWAG 10 90 5423
Ref.No. 111 350 00 68

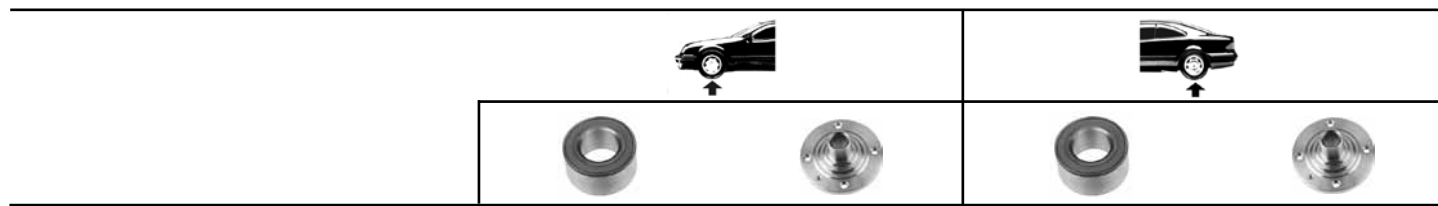
AØ 80 IØ 40 B 18

SWAG 99 90 8840
Ref.No. 123 350 00 68

AØ 75 IØ 46 B 18
AØ 68 IØ 41 B 18

SWAG 99 97 5569
Ref.No. 123 350 00 68 SK

AØ 75 IØ 46 B 18
AØ 68 IØ 41 B 18



SL (BM 129)

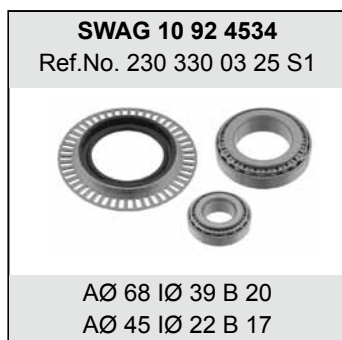
(1989 → 2001)


| | | | | |
|--|---|---|--|---|
| SL 280 (BM.) 129.058 / 059 | - | - | 99 97 5424 10 90 5578 | - |
| 300 SL / 300 SL-24 (BM.) 129.060 / 061 | - | - | 99 97 5424 10 90 5578 | - |
| SL 320 (BM.) 129.063 / 064 | - | - | 99 97 5424 10 90 5578 | - |
| SL 500 / AMG 500 SL / SL 600 AMG (BM.) 129.066 / 067 / 068 | - | - | 10 90 5578 10 92 1873 | - |

SL (BM 230)

(2001 →)

| | | | | |
|---|--|---|---|---|
| SL 350 (ex.) 4-Matic (BM.) 230.456 / 467 | 10 92 4534 10 92 6005 | - | - | - |
| SL 500 / SL 550 (ex.) 4-Matic (BM.) 230.471 / 475 | 10 92 4534 10 92 6005 | - | - | - |
| SL 55 AMG (ex.) 4-Matic (BM.) 230.472 / 474 | 10 92 4534 10 92 6005 | - | - | - |
| SL 600 (ex.) 4-Matic (BM.) 230.476 / 477 | 10 92 4534 10 92 6005 | - | - | - |
| SL 65 AMG (ex.) 4-Matic (BM.) 230.479 | 10 92 4534 10 92 6005 | - | - | - |





| | | | | |
|--|--------------------------|------------|--------------------------|---|
| SLK (BM 170) (1996 → 2004) | | | | |
| SLK 200 (BM.) 170.435 | 99 90 2071 99 90 7870 | 10 92 8384 | 10 90 5578 99 90 8881 | - |
| SLK 200 Kompressor (BM.) 170.444 / 445 / 447 / 449 | 99 90 2071 99 90 7870 | 10 92 8384 | 10 90 5578 99 90 8881 | - |
| SLK 320 (BM.) 170.465 | 99 90 2071 99 90 7870 | 10 92 8384 | 10 90 5578 99 97 5424 | - |
| SLK 32 AMG Kompressor (BM.) 170.466 | 99 90 2071 99 90 7870 | 10 92 8384 | 10 90 5578 99 97 5424 | - |

| | | | | |
|--|--------------------------|---|---|---|
| SLK (BM 171) (2004 →) | | | | |
| SLK 200 Kompressor (BM.) 171.442 / 445 | 10 92 2435 10 92 7311 | - | - | - |
| SLK 280 (BM.) 171.454 | 10 92 2435 10 92 7311 | - | - | - |
| SLK 350 (BM.) 171.456 / 458 | 10 92 2435 10 92 7311 | - | - | - |
| SLK 55 AMG (BM.) 171.473 | 10 92 2435 10 92 7311 | - | - | - |

SWAG 10 90 5578
Ref.No. 202 980 00 16 SK

AØ 84 IØ 45 B 39

SWAG 10 92 2435
Ref.No. 203 330 00 51

AØ 62 IØ 35 B 19
AØ 50 IØ 22 B 19

SWAG 10 92 7311
Ref.No. 203 330 00 51 SK

AØ 62 IØ 35 B 19
AØ 50 IØ 22 B 19

SWAG 10 92 8384
Ref.No. 210 330 03 25

AØ 150 Lk Ø 112,2 x 5

SWAG 99 90 2071
Ref.No. 210 330 00 51

AØ 60 IØ 35 B 17
AØ 45 IØ 22 B 17

SWAG 99 90 7870
Ref.No. 210 330 00 51 SK

AØ 60 IØ 35 B 17
AØ 45 IØ 25 B 17

SWAG 99 90 8881
Ref.No. 202 980 00 16

AØ 84 IØ 45 B 39

SWAG 99 97 5424
Ref.No. 202 980 01 16

AØ 84 IØ 45 B 39



Sprinter (BM 901) (1995 → 2006)

(Achse / axle)
741.407

208 D
(BM.) 901.311 / 312 / 321 / 361 / 362 / 371

-

-

10 92 3489

10 92 3663

-

208 CDI (BM.) 901.611 / 612 / 621 /
661 / 662 / 671

-

-

10 92 3489

10 92 3663

-

211 CDI
(BM.) 901.621 / 661 / 662

-

-

10 92 3489

10 92 3663

-

212 D
(BM.) 901.421 / 461 / 462

-

-

10 92 3489

10 92 3663

-

213 CDI
(BM.) 901.621 / 661 / 662

-

-

10 92 3489

10 92 3663

-

214
(BM.) 901.061 / 062

-

-

10 92 3489

10 92 3663

-

Sprinter (BM 902) (1995 → 2006)

(Achse / axle)
741.407

208 D (BM.) 902.311 / 312 / 321 / 361
/ 362 / 371 / 372

-

-

10 92 3489

10 92 3663

-

208 CDI (BM.) 902.611 / 612 / 621 /
622 / 661 / 662 / 671 / 672

-

-

10 92 3489

10 92 3663

-

211 CDI (BM.) 902.611 / 612 / 621 /
622 / 661 / 662 / 671 / 672

-

-

10 92 3489

10 92 3663

-

210 D / 212 D (BM.) 902.411 / 412 /
421 / 422 / 461 / 462 / 471 / 472

-

-

10 92 3489

10 92 3663

-

213 CDI (BM.) 902.611 / 612 / 621 /
622 / 661 / 662 / 671 / 672

-

-

10 92 3489

10 92 3663

-

214 (BM.) 902.011 / 012 / 061 / 062 /
071 / 072 / 611 / 612 / 661 / 662 / 671
/ 672

-

-

10 92 3489

10 92 3663

-

216 CDI (BM.) 902.611 / 612 / 621 /
622 / 661 / 662 / 671 / 672

-

-

10 92 3489

10 92 3663

-

SWAG 10 92 3489

Ref.No. 902 350 00 68




AØ 84 IØ 49 B 48

SWAG 10 92 3663

Ref.No. 902 350 00 68 SK







AØ 84 IØ 49 B 48



| Sprinter (BM 903) (1995 → 2006) | | | (Achse / axle) 741.408 / 411 | |
|---|---|---|--|---|
| 308 D (BM.) 903.311 / 312 / 313 / 321 / 322 / 323 / 361 / 362 / 363 / 371 / 372 / 373 | - | - | 10 92 3489 10 92 3663 | - |
| 308 CDI (BM.) 903.611 / 612 / 613 / 621 / 623 / 661 / 662 / 663 / 671 / 672 / 673 | - | - | 10 92 3489 10 92 3663 | - |
| 311 CDI (BM.) 903.611 / 612 / 613 / 621 / 623 / 661 / 662 / 663 / 671 / 672 / 673 | - | - | 10 92 3489 10 92 3663 | - |
| 310 D / 312 D (BM.) 903.411 / 412 / 413 / 421 / 422 / 423 / 461 / 462 / 463 / 471 / 472 / 473 | - | - | 10 92 3489 10 92 3663 | - |
| 313 CDI (BM.) 903.611 / 612 / 613 / 621 / 623 / 661 / 662 / 663 / 671 / 672 / 673 | - | - | 10 92 3489 10 92 3663 | - |
| 314 (BM.) 903.011 / 012 / 013 / 022 / 061 / 062 / 063 / 071 / 072 / 073 / 611 / 612 / 613 / 622 / 661 / 612 / 613 / 622 / 661 / 662 / 663 / 671 / 672 / 673 | - | - | 10 92 3489 10 92 3663 | - |
| 316 CDI (BM.) 903.611 / 612 / 613 / 621 / 623 / 661 / 662 / 663 / 671 / 672 / 673 | - | - | 10 92 3489 10 92 3663 | - |







| | |  | |  | |
|--|------------------|---|---|---|---|
| | |  | |  | |
| 207 D → 210 D (BM 601) (1973 → 1995) | | (Achse / axle) 730.403 / 404 / 445 / 446 | | (Achse / axle) 741.400 / 404 → 406 / 436 → 439 | |
| alle / all | (ch.) → L 440470 | 99 90 5577 | - | 10 85 0014 10 90 5860 | - |
| | (ch.) L 440471 → | 99 90 5577 | - | 10 90 4284 | - |
| 307 D → 310 D (BM 602) (1973 → 1995) | | (Achse / axle) 730.403 / 404 / 445 / 446 | | (Achse / axle) 741.400 / 404 → 406 / 436 → 439 | |
| alle / all | (ch.) → L 440470 | 99 90 5577 | - | 10 85 0014 10 90 5860 | - |
| | (ch.) L 440471 → | 99 90 5577 | - | 10 90 4284 | - |
| | | (Achse / axle) 730.405 / 407 / 447 / 448 | | (Achse / axle) 741.400 / 404 → 406 / 436 → 439 | |
| alle / all | (ch.) → L 440470 | 10 90 8146 | - | 10 85 0014 10 90 5860 | - |
| | (ch.) L 440471 → | 99 90 5577 | - | 10 90 4284 | - |



MERCEDES BENZ



| |  |  |
|--|---|---|
| |  |  |
| 407 D → 510 (BM 611) (1973 → 1996) | (Achse / axle) 730.405 / 407 / 447 / 448 | |
| alle / all | 10 90 8146 | - |
| 507 D → 510 (BM 667) (1985 → 1995) | (Achse / axle) 730.405 / 407 / 447 / 448 | |
| alle / all | 10 90 8146 | - |

SWAG 10 90 8146
Ref.No. 611 330 08 25



AØ 73,5 IØ 41 B 23
AØ 52 IØ 25 B 22



MINI II
(2000 → 2006)

alle / all

-

99 92 2315

-

99 92 2316

SWAG 99 92 2315

Ref.No. 31 22 6 756 889




AØ 137 LKØ 100 x 4

SWAG 99 92 2316

Ref.No. 31 41 6 756 830



AØ 137 LKØ 100 x 4




| | | | | |
|--------------------------------------|-------------------|---|-------------------|---|
| Interstar (X 70) (2002 →) | | | | |
| alle / all | 60 92 3183 | - | 60 92 3179 | - |

| | | | | |
|---|-------------------|---|-------------------|-------------------|
| Kubistar (X 76) (2003 →) | | | | |
| normale Nutzlast / normal maximum load | 60 90 5528 | - | 60 91 9897 | - |
| erhöhte Nutzlast / increased payload | 60 90 5528 | - | 60 92 1095 | 60 92 1095 |

| | | | | |
|--------------------------------------|-------------------|---|---|---|
| Micra (K 10) (1982 → 1992) | | | | |
| alle / all | 82 91 7432 | - | - | - |

| | | | | |
|----------------------------------|-------------------|---|---|---|
| Micra (K 12) (2002 →) | | | | |
| alle / all | 60 92 4315 | - | - | - |





Note

(2006 →)

alle / all

60 92 4315

-

-

-

Primastar (X 83)

(2002 →)

alle / all

60 92 3331

-

60 92 2864

-

Sunny (N 14)

(1990 → 1995)

alle / all

82 91 7432

-

-

-

Sunny Wagon (Y 10)

(1990 → 1998)

alle / all

82 91 7432

-

-

-

SWAG 60 92 2864

Ref.No. 43210-00QAC



AØ 68 IØ 25 B 48

SWAG 60 92 3331

Ref.No. 40210-00QAG



AØ 88 IØ 45 B 39

SWAG 60 92 4315

Ref.No. 40210-AX000 S1




AØ 77 IØ 42 B 37

SWAG 82 91 7432

Ref.No. 40210-34B00




AØ 68 IØ 35 B 33



Ascona C
(1981 → 1988)

| | | | | |
|---|-------------------|-------------------|--|---|
| 1.3 / 1.6 (ex.) D / DA / N / S / SH | 40 90 3096 | 40 90 3106 | 40 85 0002 40 85 0001 | - |
| 1.6 / 1.6 D D / DA / N / S / SH | 40 90 3189 | 40 90 3104 | 40 85 0002 40 85 0001 | - |
| 1.8 / 2.0 | 40 90 3189 | 40 90 3104 | 40 85 0002 40 85 0001 | - |





Astra F

(1992 → 1998)

1.4
(mot.) 14NV / C14NZ / 14SE / C14SE

40 90 3096 ①
40 90 4799 ②

40 90 3104 ③
40 90 3106 ④
40 90 3975 ⑤

40 90 2843 ⑥
40 90 2895 ⑦

40 90 2843 ⑥
40 90 2895 ⑦

① (ch.) → P 8999999

② (ch.) R 2000001 →

③ 33 Zähne / teeth

④ 22 Zähne / teeth

⑤ 22 Zähne und Radlageraufnahme 39 mm /
22 teeth and wheel bearing consumption 39 mm

⑥ ABS

⑦ (ex.) ABS



SWAG 40 90 2843
Ref.No. 1604 003



AØ 136 LkØ 100 x 4

SWAG 40 90 2895
Ref.No. 1604 004



AØ 136 LkØ 100 x 4

SWAG 40 90 3096
Ref.No. 1603 192



AØ 64 IØ 34 B 37

SWAG 40 90 3104
Ref.No. 0326 184



AØ 120 LkØ 100 x 4

SWAG 40 90 3106
Ref.No. 0326 197



AØ 120 LkØ 100 x 4

SWAG 40 90 3975
Ref.No. 0326 196




AØ 136 LkØ 100 x 4

SWAG 40 90 4799
Ref.No. 1603 195



AØ 66 IØ 34 B 37



Astra F (1992 → 1998)

| | | | | | |
|---|--|--|--|--|--|
| 1.6 (mot.) LZ2 / NZ2 | | 40 90 4838 | 40 90 3104 ③ 40 90 3106 ④ | 40 90 2895 ⑤ 40 90 2843 ⑥ | 40 90 2895 ⑤ 40 90 2843 ⑥ |
| 1.6 (mot.) C16NZ / C16SE / X16SZR / X16SZ / X16XEL | | 40 90 3096 ① 40 90 4799 ② | 40 90 3104 ③ 40 90 3106 ④ | 40 90 2895 ⑤ 40 90 2843 ⑥ | 40 90 2895 ⑤ 40 90 2843 ⑥ |
| | | 40 90 3096 ⑦ 40 90 3189 ⑧ | 40 90 3104 ③ 40 90 3106 ④ | 40 90 2895 ⑤ 40 90 2843 ⑥ | 40 90 2895 ⑤ 40 90 2843 ⑥ |

| | |
|--------------------------------------|---|
| ① (ch.) → P 8999999 | ② (ch.) R 2000001 → |
| ③ 33 Zähne / teeth | ④ 22 Zähne / teeth |
| ⑤ (ex.) ABS | ⑥ ABS |
| ⑦ (ch.) P 5077915 → P 8999999 | ⑧ (ch.) → P 5077914 / → NE 2999999 |



SWAG 40 90 2843
Ref.No. 1604 003

AØ 136 LkØ 100 x 4

SWAG 40 90 2895
Ref.No. 1604 004

AØ 136 LkØ 100 x 4

SWAG 40 90 3096
Ref.No. 1603 192

AØ 64 IØ 34 B 37

SWAG 40 90 3104
Ref.No. 0326 184

AØ 120 LkØ 100 x 4

SWAG 40 90 3106
Ref.No. 0326 197

AØ 120 LkØ 100 x 4

SWAG 40 90 3189
Ref.No. 1603 191


AØ 72 IØ 39 B 37

SWAG 40 90 4799
Ref.No. 1603 195

AØ 66 IØ 34 B 37

SWAG 40 90 4838
Ref.No. 1603 196

AØ 74 IØ 39 B 39



Astra F

(1992 → 1998)

| | | | | |
|--|------------------------------|------------------------------|------------------------------|------------------------------|
| 1.7 D / TD (mot.) 17DR / 17TD / X17DTL | 40 90 3189 ❶ 40 90 4838 ❷ | 40 90 3104 ❸ 40 90 3106 ❹ | 40 90 2895 ❺ 40 90 2843 ❻ | 40 90 2895 ❺ 40 90 2843 ❻ |
| 1.8 | 40 90 3189 ❶ 40 90 4838 ❷ | 40 90 3104 ❸ 40 90 3106 ❹ | 40 90 2895 ❺ 40 90 2843 ❻ | 40 90 2895 ❺ 40 90 2843 ❻ |
| 2.0 (ex.) (mot.) 20XE Caravan | 40 90 3189 ❶ 40 90 4838 ❷ | 40 90 3104 ❸ 40 90 3106 ❹ | 40 90 2895 ❺ 40 90 2843 ❻ | 40 90 2895 ❺ 40 90 2843 ❻ |
| 2.0 Caravan (mot.) 20XE | 40 90 3189 ❶ 40 90 4838 ❷ | 40 90 3104 ❸ 40 90 3106 ❹ | 40 90 2843 ❻ | 40 90 2843 ❻ |

❶ (ch.) → S 8999999
(ch.) → SP 999999

❷ (ch.) T 2000001 →
(ch.) TP 000001 →



❸ 33 Zähne / teeth

❹ 22 Zähne / teeth

❺ (ex.) ABS

❻ ABS

SWAG 40 90 3104
Ref.No. 0326 184



AØ 120 LkØ 100 x 4

SWAG 40 90 3106
Ref.No. 0326 197



AØ 120 LkØ 100 x 4

SWAG 40 90 2843
Ref.No. 1604 003



AØ 136 LkØ 100 x 4

SWAG 40 90 2895
Ref.No. 1604 004



AØ 136 LkØ 100 x 4

SWAG 40 90 3189
Ref.No. 1603 191




AØ 72 IØ 39 B 37

SWAG 40 90 4838
Ref.No. 1603 196



AØ 74 IØ 39 B 39



Astra G
(1998 → 2004)

| | | | | | |
|--------------|-----------|--------------------------|--------------------------|------------|------------|
| 1.2 - 1.7 TD | (ex.) ABS | 40 91 4611 | 40 91 4611 | 40 90 2895 | 40 90 2895 |
| | ABS | 99 91 4615 | 99 91 4615 | 40 90 2843 | 40 90 2843 |
| | (ex.) ABS | 40 91 4619 | 40 91 4619 | - | - |
| | ABS | 99 91 4623 40 92 4164 | 99 91 4623 40 92 4164 | - | - |
| 1.8 - 2.2 TD | (ex.) ABS | 40 91 4611 | 40 91 4611 | 40 90 2895 | 40 90 2895 |
| | ABS | 99 91 4615 | 99 91 4615 | 40 90 2843 | 40 90 2843 |
| | (ex.) ABS | 40 91 4619 | 40 91 4619 | - | - |
| | ABS | 99 91 4623 40 92 4164 | 99 91 4623 40 92 4164 | 40 91 4694 | 40 91 4694 |





Astra H (2004 →)

| | | | | |
|--|------------|------------|--------------------------|--------------------------|
| 4-Lochfelge / 4-hole rim | 40 92 7385 | 40 92 7385 | 40 92 7384 | 40 92 7384 |
| 1.2 / 1.3 TD / 1.4 / 1.6 / 1.8 5-Lochfelge / 5-hole rim | 40 92 7386 | 40 92 7386 | 40 92 7382 | 40 92 7382 |
| (mot.) Z17DTL / Z17DTH 5-Lochfelge / 5-hole rim | 40 92 7386 | 40 92 7386 | 40 92 7382 | 40 92 7382 |
| (mot.) Z17DTJ / Z17DTR / Z22YH | - | - | 40 92 7382 40 92 7384 | 40 92 7382 40 92 7384 |
| (mot.) Z19DTH / Z20LEH → 52083982 / 55084253 / 58055665 | 40 92 7386 | 40 92 7386 | 40 92 7382 40 92 7384 | 40 92 7382 40 92 7384 |
| (mot.) Z19DTH / Z20LEH 52083983 / 55084254 / 58055666 → | - | - | 40 92 7382 40 92 7384 | 40 92 7382 40 92 7384 |
| (mot.) Z19DTL / Z19DT / Z19DTJ → 62079978 / 65076709 / 68027072 | 40 92 7386 | 40 92 7386 | 40 92 7382 40 92 7384 | 40 92 7382 40 92 7384 |
| (mot.) Z19DTL / Z19DT / Z19DTJ 62079979 / 65076710 / 68027073 → | - | - | 40 92 7382 40 92 7384 | 40 92 7382 40 92 7384 |
| (mot.) Z20LEL / Z20LER → 62079978 / 65076709 / 68027072 | 40 92 7386 | 40 92 7386 | 40 92 7382 40 92 7384 | 40 92 7382 40 92 7384 |
| (mot.) Z20LEL / Z20LER 62079979 / 65076710 / 68027073 → | - | - | 40 92 7382 40 92 7384 | 40 92 7382 40 92 7384 |

SWAG 40 92 7382
Ref.No. 1604 316



AØ 140 LkØ 105 x 5

SWAG 40 92 7384
Ref.No. 1604 315



AØ 136 LkØ 100 x 4

SWAG 40 92 7385
Ref.No. 1603 253




AØ 120 LkØ 100 x 4

SWAG 40 92 7386
Ref.No. 1603 254



AØ 137 LkØ 105 x 5



Calibra
(1989 → 1997)

| | | | | |
|---|--|--|-------------------|---|
| 2.0 (mot.) C20NE / C20XE / C20XEV | 40 90 3189 ❶ 40 90 4838 ❷ | 40 90 3104 ❶ 40 90 3965 ❷ | 40 90 1971 | - |
| 2.0 (mot.) C20LET | 40 90 3189 ❸ 40 90 4838 ❹ | 40 90 3969 ❹ | 40 90 1971 | - |
| 2.5 (mot.) C25LET | 40 90 4838 | 40 90 3969 | 40 90 1971 | - |



❶ (ch.) → S 1999999
(ch.) → S 9999999

❷ (ch.) T 1000001 →
(ch.) T 9000001 →

❸ (ch.) → N 1299999
(ch.) → N 9299999

❹ (ch.) P 1000001 →
(ch.) P 9000001 →





Corsa A

(1983 → 1992)

alle / all

40 90 3096
40 90 4799

40 90 3106

40 85 0001
40 85 0002

-

Corsa B

(1992 → 2000)

alle / all

40 90 4799

40 90 3106

40 85 0001
40 85 0002

-

Corsa C

(2001 → 2006)

alle / all (ex.) Combo

40 91 9085

40 92 8301

40 91 9088 ①

-



① alle mit Trommelbremse /
all with drum brake

SWAG 40 85 0001
Ref.No. 1603 065



AØ 50 IØ 29 B 15
AØ 40 IØ 17 B 15

SWAG 40 85 0002
Ref.No. 1603 193



AØ 50 IØ 29 B 15
AØ 40 IØ 17 B 15

SWAG 40 90 3096
Ref.No. 1603 192



AØ 64 IØ 34 B 37

SWAG 40 90 3106
Ref.No. 0326 197



AØ 120 LkØ 100 x 4

SWAG 40 90 4799
Ref.No. 1603 195



AØ 66 IØ 34 B 37

SWAG 40 91 9085
Ref.No. 0328 980



AØ 67 IØ 34 B 37

SWAG 40 91 9088
Ref.No. 1604 007




AØ 53 IØ 27 B 43

SWAG 40 92 8301
Ref.No. 0326 001



AØ 123 LkØ 100 x 4



Corsa C
(2001 → 2006)

| | | | | | |
|---------------------------------|-----------|------------|------------|------------|------------|
| Combo | (ex.) ABS | 40 91 9085 | 40 92 8301 | 40 90 2895 | 40 90 2895 |
| | ABS | 40 91 9085 | 40 92 8301 | - | - |
| alle / all (ex.) 1.7 (mot.) DTH | | - | 40 92 8301 | - | - |

Corsa D
(2006 →)

| | | | | |
|---|------------|------------|--------------|--------------|
| 1.0 (mot.) Z10XEP 1.2 (mot.) Z12XEP 1.4 (mot.) Z14XEP | 70 92 4524 | 70 92 8303 | 40 92 8145 ① | 40 92 8145 ① |
| 1.3 TD | 70 92 8142 | 70 92 8300 | 40 92 8145 ① | 40 92 8145 ① |
| 1.6 / 1.7 TD | 70 92 8142 | - | - | - |



① alle mit Trommelbremse /
all with drum brake





Kadett C

(1974 → 1979)

alle / all

(ch.) F 52696300 →
(ch.) F 55151639 →

40 85 0001
40 85 0002

-

-

-

Kadett D

(1979 → 1984)

1.1 / 1.2 / 1.3

40 90 3096

40 90 3106

40 85 0001
40 85 0002

-

1.6 / 1.6 D / 1.8

40 90 3189

40 90 3104

40 85 0001
40 85 0002

-

SWAG 40 85 0001

Ref.No. 1603 065



AØ 50 IØ 29 B 15
AØ 40 IØ 17 B 15

SWAG 40 85 0002

Ref.No. 1603 193



AØ 50 IØ 29 B 15
AØ 40 IØ 17 B 14

SWAG 40 90 3096

Ref.No. 1603 192



AØ 64 IØ 34 B 37

SWAG 40 90 3104

Ref.No. 0326 184



AØ 120 LkØ 100 x 4

SWAG 40 90 3106

Ref.No. 0326 197




AØ 120 LkØ 100 x 4

SWAG 40 90 3189

Ref.No. 1603 191



AØ 72 IØ 39 B 37



| Kadett E (1985 → 1993) | | | | |
|---|--------------------------|------------|--------------------------|------------------------------|
| 1.0 / 1.2 / 1.3 / 1.6 (ex.) 1.6 D / DA / S | 40 90 4799 40 90 3096 | 40 90 3106 | 40 85 0001 40 85 0002 | 40 90 2843 ① 40 90 2895 ② |
| 1.6 D / DA / S | 40 90 3189 | 40 90 3104 | 40 85 0001 40 85 0002 | 40 90 2843 ① 40 90 2895 ② |
| 1.7 D / TD | 40 90 3189 | 40 90 3104 | 40 85 0001 40 85 0002 | 40 90 2843 ① 40 90 2895 ② |
| 1.8 / 2.0 | 40 90 3189 | 40 90 3104 | 40 85 0001 40 85 0002 | 40 90 2843 ① 40 90 2895 ② |

| Manta B (1975 → 1988) | | | | |
|---------------------------------|--------------------------|---|---|---|
| alle / all | 40 85 0001 40 85 0002 | - | - | - |

| | | |
|--|--------------------|--------------|
| <p>SWAG 40 85 0001 Ref.No. 1603 065</p> <p>AØ 50 IØ 29 B 15 AØ 40 IØ 17 B 15</p> | <p>① (ex.) ABS</p> | <p>② ABS</p> |
| | | |

SWAG 40 85 0002
Ref.No. 1603 193

AØ 50 IØ 29 B 15
AØ 40 IØ 17 B 14

SWAG 40 90 2843
Ref.No. 1604 003

AØ 136 LkØ 100 x 4

SWAG 40 90 2895
Ref.No. 1604 004

AØ 136 LkØ 100 x 4

SWAG 40 90 3096
Ref.No. 1603 192

AØ 64 IØ 34 B 37

SWAG 40 90 3104
Ref.No. 0326 184

AØ 120 LkØ 100 x 4

SWAG 40 90 3106
Ref.No. 0326 197

AØ 120 LkØ 100 x 4

SWAG 40 90 3189
Ref.No. 1603 191

AØ 72 IØ 39 B 37

SWAG 40 90 4799
Ref.No. 1603 195

AØ 66 IØ 34 B 37



Meriva (2003 →)

1.3 TD / 1.4 / 1.6

40 91 9085

40 92 8301

-

40 90 2843 ①
40 90 2895 ②

(mot.) Z16LET / Z17DTH / Z17DT
(mot.) Z17DTR / A17DT / A17DTR

40 90 3189

40 92 8301

-

40 90 2843 ①
40 90 2895 ②

Movano (1998 →)

⑩ 15 alle / all

60 92 3183

-

-

-

⑩ 16 alle / all

60 92 3183 ③

-

60 92 3179

-

Omega A (1987 → 1993)

1.8 / 2.0 / 2.3 (mot.) YD

-

40 90 6167

40 90 1972

-

2.3 (mot.) DTR / YDT

-

40 90 6167

40 90 1971

-

2.4 / 2.6 / 3.0 / 3.6

-

40 90 6167

40 90 1971

-



① (ex.) ABS

② ABS

③ 07/2000→

SWAG 40 90 1971
Ref.No. 1604 292



AØ 74 IØ 37 B 45

SWAG 40 90 1972
Ref.No. 1604 287



AØ 72 IØ 39 B 37

SWAG 40 90 2843
Ref.No. 1604 003



AØ 136 LkØ 100 x 4

SWAG 40 90 2895
Ref.No. 1604 004



AØ 136 LkØ 100 x 4

SWAG 40 90 6167
Ref.No. 1603 194



AØ 137 LkØ 105 x 5

SWAG 40 92 8301
Ref.No. 0326 001



AØ 123 LkØ 100 x 4

SWAG 60 92 3179
Ref.No. 4403 044




AØ 90 IØ 40 B 23

SWAG 60 92 3183
Ref.No. 4403 023



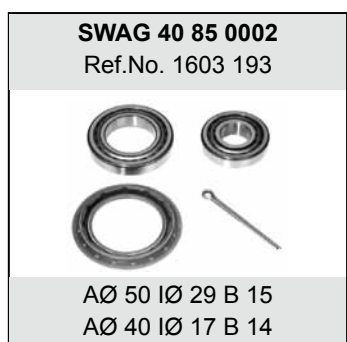
AØ 84 IØ 49 B 48

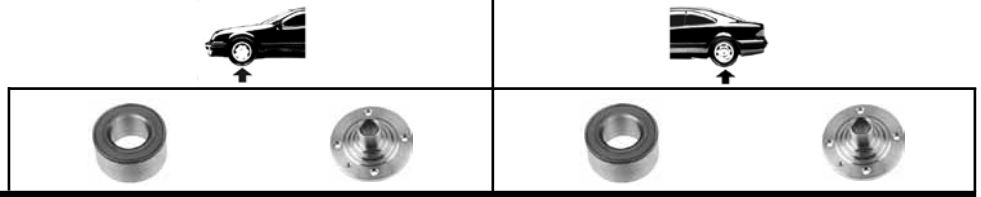


| | | | | |
|---------------------------------|---|------------|------------|---|
| Omega B (1994 → 2003) | | | | |
| alle / all (ex.) Caravan | - | 40 90 6167 | 40 90 4838 | - |
| Caravan | - | 40 90 6167 | 40 90 1971 | - |

| | | | | |
|----------------------------------|--------------------------|---|---|---|
| Rekord E (1977 → 1986) | | | | |
| 1.7 / 1.8 / 1.9 / 2.0 | 40 85 0001 40 85 0002 | - | - | - |

| | | | | | |
|-----------------------------------|-----------|------------|------------|------------|---|
| Senator B (1987 → 1993) | | | | | |
| alle / all | (ex.) ABS | - | - | 40 90 1971 | - |
| | ABS | 40 90 6167 | 40 90 6167 | 40 90 1971 | - |





Signum

2003 → 2008)

alle / all

70 92 8142 ①

70 92 8142 ①

40 92 6675

40 92 6675

alle / all (ch.) → 41999999 (ex.) IDS

40 92 3377

40 92 3377

40 92 6675

40 92 6675

Tigra A

(1993 → 2000)

alle / all

40 90 4799

40 90 3106

40 85 0001
40 85 0002

-

Tigra B

(2004 →)

alle / all

40 91 9085

40 92 8301

40 91 9088 ②

-

① (ch.) → 41999999 IDS Fahrwerk / IDS chassis
(ch.) 51000001 → alle / all



② Trommelbremse / drum brake

SWAG 40 85 0001
Ref.No. 1603 065



AØ 50 IØ 29 B 15
AØ 40 IØ 17 B 15

SWAG 40 85 0002
Ref.No. 1603 193



AØ 50 IØ 29 B 15
AØ 40 IØ 17 B 14

SWAG 40 90 3106
Ref.No. 0326 197



AØ 120 LkØ 100 x 4

SWAG 40 90 4799
Ref.No. 1603 195



AØ 66 IØ 34 B 37

SWAG 40 91 9085
Ref.No. 0328 980



AØ 67 IØ 34 B 37

SWAG 40 91 9088
Ref.No. 1604 007



AØ 53 IØ 27 B 43

SWAG 40 92 3377
Ref.No. 1603 294



AØ 137 LkØ 105 x 5

SWAG 40 92 6675
Ref.No. 1604 314



AØ 140 LkØ 104 x 5

SWAG 40 92 8301
Ref.No. 0326 001




AØ 123 LkØ 100 x 4

SWAG 70 92 8142
Ref.No. 1603 295



AØ 137 LkØ 105 x 5



Vectra A (1989 → 1995)

| | | | | | |
|--|--|------------------------------|------------|--------------------------|------------------------------|
| 1.4 (mot.) SV | | 40 90 3096 | 40 90 3106 | 40 85 0001 40 85 0002 | 40 90 2843 ④ 40 90 2895 ⑤ |
| 1.6 (mot.) SV | | 40 90 3096 ① 40 90 4799 ② | 40 90 3106 | 40 85 0001 40 85 0002 | 40 90 2843 ④ 40 90 2895 ⑤ |
| | | 40 90 3189 ① | - | 40 85 0001 40 85 0002 | 40 90 2843 ④ 40 90 2895 ⑤ |
| 1.6 (mot.) E16NZ / C16NZ / X16SZ | | 40 90 3096 ① 40 90 4799 ② | 40 90 3106 | 40 85 0001 40 85 0002 | 40 90 2843 ④ 40 90 2895 ⑤ |
| 1.6 (mot.) C16LZ2 / C16NZ2 | | 40 90 3189 ① 40 90 4799 ③ | 40 90 3104 | 40 85 0001 40 85 0002 | 40 90 2843 ④ 40 90 2895 ⑤ |
| 1.7 D / TD (mot.) 17D / 17DR / 17TD | | 40 90 3189 | 40 90 3104 | 40 85 0001 40 85 0002 | 40 90 2843 ④ 40 90 2895 ⑤ |
| 1.8 (mot.) 18SV / C18NZ / E18NVR | | 40 90 3189 | 40 90 3104 | 40 85 0001 40 85 0002 | 40 90 2843 ④ 40 90 2895 ⑤ |
| 2.0 (mot.) 20NE / C20NE / 20SEH / X20XEV | | 40 90 3189 | 40 90 3104 | 40 85 0001 40 85 0002 | 40 90 2843 ④ 40 90 2895 ⑤ |

- ① (ch.) → P 1999999
(ch.) → P 5999999
(ch.) → P 7999999
- ② (ch.) R 1000001 →
(ch.) R 5000001 →
(ch.) R 7000001 →
- ③ (ch.) R 1000001 →
(ch.) R 5000001 →
(ch.) R 7500001 →
- ④ (ex.) ABS / ⑤ ABS
(ch.) P 1000001 → / P 5000001 → /
(ch.) P 7500001 →



SWAG 40 85 0001
Ref.No. 1603 065

AØ 50 IØ 29 B 15
AØ 40 IØ 17 B 15

SWAG 40 85 0002
Ref.No. 1603 193

AØ 50 IØ 29 B 15
AØ 40 IØ 17 B 14

SWAG 40 90 3104
Ref.No. 0326 184

AØ 120 LkØ 100 x 4

SWAG 40 90 3096
Ref.No. 1603 192

AØ 64 IØ 34 B 37

SWAG 40 90 3106
Ref.No. 0326 197


AØ 120 LkØ 100 x 4

SWAG 40 90 3189
Ref.No. 1603 191

AØ 72 IØ 39 B 37

SWAG 40 90 4799
Ref.No. 1603 195

AØ 66 IØ 34 B 37



Vectra A

(1989 → 1995)

| | | | | |
|--|-------------------|-------------------|--|--|
| 2.0 (mot.) 20XE / C20XE | 40 90 3189 | 40 90 3104 | 40 90 1971 ① | 40 90 2843 ② 40 90 2895 ③ |
| 2.0 (mot.) 20LET (ch.) → N 1999999 | 40 90 3189 | - | 40 85 0001 40 85 0002 | 40 90 2843 ② 40 90 2895 ③ |
| 2.0 (mot.) 20LET (ch.) P 1000001 → | 40 90 4838 | - | 40 85 0001 40 85 0002 | 40 90 2843 ② 40 90 2895 ③ |
| 2.5 (mot.) C25XE | 40 90 4838 | - | 40 91 4694 | 40 91 4694 |
| 4X4 alle / all | - | - | 40 90 1971 | - |



① (ch.) → NV 999999
(ch.) → N 1999999
(ch.) → N 5999999

② (ex.) ABS / ③ ABS
(ch.) P 1000001 → / P 5000001 → /
(ch.) P 7500001 →

SWAG 40 85 0001
Ref.No. 1603 065



AØ 50 IØ 29 B 15
AØ 40 IØ 17 B 15

SWAG 40 85 0002
Ref.No. 1603 193



AØ 50 IØ 29 B 15
AØ 40 IØ 17 B 14

SWAG 40 90 1971
Ref.No. 1604 292



AØ 74 IØ 37 B 45

SWAG 40 90 2843
Ref.No. 1604 003



AØ 136 LkØ 100 x 4

SWAG 40 90 2895
Ref.No. 1604 004



AØ 136 LkØ 100 x 4

SWAG 40 90 3104
Ref.No. 0326 184



AØ 120 LkØ 100 x 4

SWAG 40 90 3189
Ref.No. 1603 191



AØ 72 IØ 39 B 37

SWAG 40 90 4838
Ref.No. 1603 196




AØ 74 IØ 39 B 39

SWAG 40 91 4694
Ref.No. 1603 211 SK



AØ 136 LkØ 105 x 5



Vectra B (1996 → 2002)

| | | | | |
|----------------------------|------------|--|------------------------------|------------------------------|
| 1.6 (mot.) 16LZ2 | 40 90 4838 | 40 90 3965 ① 40 90 3969 ② | 40 90 2843 ③ 40 91 4694 ② | 40 90 2843 ③ 40 91 4694 ② |
| 1.6 (mot.) X16SZR / X16XEL | 40 90 4838 | 40 90 3975 ④ 40 90 3965 ⑤ 40 90 3969 ② | 40 90 2843 ③ 40 91 4694 ② | 40 90 2843 ③ 40 91 4694 ② |
| 1.7 TD (mot.) X17TD | 40 90 4838 | 40 90 3965 ① 40 90 3969 ② | 40 90 2843 ③ 40 91 4694 ② | 40 90 2843 ③ 40 91 4694 ② |

① (ch.) → W 1999999
(ch.) → W 5999999
(ch.) → W 7999999
(ch.) Y 0000001 →

② (ch.) X 1000001 →
(ch.) X 7000001 →

③ (ch.) → W 1999999
(ch.) → W 7999999
(ch.) Y 0000001 →

④ (ch.) → W 1285446
(ch.) → W 5276825
(ch.) W 7154258 →

⑤ (ch.) W 1285447 → W 1999999
(ch.) W 7154259 → W 7999999
(ch.) XL 0000001 →





Vectra B

(1996 → 2002)

| | | | | |
|----------------------------|------------|------------------------------|------------------------------|------------------------------|
| 1.8 (mot.) X18XE / Z18XE | 40 90 4838 | 40 90 3965 ① 40 90 3969 ② | 40 91 4694 | 40 91 4694 |
| 1.8 (mot.) Z18XEL | 40 90 4838 | 40 90 3969 | 40 90 2843 ① 40 91 4694 ② | 40 90 2843 ① 40 91 4694 ② |
| 2.0 (mot.) X20DTL / X20DTH | 40 90 4838 | 40 90 3969 | 40 91 4694 | 40 91 4694 |
| 2.0 (mot.) C20SEL | 40 90 4838 | 40 90 3969 | 40 91 4694 | 40 91 4694 |
| 2.0 (mot.) X20XEV | 40 90 4838 | 40 90 3969 | 40 91 4694 | 40 91 4694 |
| 2.2 (mot.) Y22DTR | 40 90 4838 | 40 90 3969 | 40 91 4694 | 40 91 4694 |
| 2.5 (mot.) X25XE | 40 90 4838 | 40 90 3969 | 40 91 4694 | 40 91 4694 |
| 2.6 (mot.) Y26SE | 40 90 4838 | 40 90 3969 | 40 91 4694 | 40 91 4694 |



① (ch.) → W 1999999
(ch.) → W 5999999
(ch.) → W 7999999
(ch.) Y 0000001 →

② (ch.) X 1000001 →
(ch.) X 7000001 →

SWAG 40 90 2843
Ref.No. 1604 003



AØ 136 LkØ 100 x 4

SWAG 40 90 3965
Ref.No. 0326 194



AØ 120 LkØ 100 x 4

SWAG 40 90 3969
Ref.No. 0326 195



AØ 137 LkØ 105 x 5

SWAG 40 90 4838
Ref.No. 1603 196




AØ 74 IØ 39 B 39

SWAG 40 91 4694
Ref.No. 1603 211 SK



AØ 136 LkØ 105 x 5



| | | | | | |
|---|-----------|---------------------|---------------------|-------------------|-------------------|
| Vectra C (2002 → 2008) | | | | | |
| alle / all (ex.) (ch.) → 41999999 (ex.) (ch.) → 48999999 | | 70 92 8142 ⓘ | 70 92 8142 ⓘ | 40 92 6675 | 40 92 6675 |
| (ch.) → 41999999 (ch.) → 48999999 | (ex.) IDS | 40 92 3377 | 40 92 3377 | 40 92 6675 | 40 92 6675 |

| | | | | | |
|----------------------------|-----|-------------------|---|-------------------|---|
| Vivaro (2002 →) | | | | | |
| (ch.) → 3V613233 | ABS | 60 92 3330 | - | 60 92 2864 | - |
| (ch.) 3V613234 → | ABS | 60 92 3331 | - | 60 92 2864 | - |

i ⓘ (ch.) → 41999999 / → 48999999 IDS Fahrwerk / IDS chassis
(ch.) 51000001 → / 58000001 → alle / all





Zafira A

(1999 → 2005)

| | | | | | |
|--------|-----------|--------------------------|--------------------------|------------|------------|
| 1.6 | (ex.) ABS | 40 91 4619 | 40 91 4619 | - | - |
| | ABS | 99 91 4623 40 92 4164 | 99 91 4623 40 92 4164 | 40 90 2843 | 40 90 2843 |
| 1.8 | (ex.) ABS | 40 91 4619 | 40 91 4619 | - | - |
| | ABS | 99 91 4623 40 92 4164 | 99 91 4623 40 92 4164 | 40 90 2843 | 40 90 2843 |
| 2.0 | (ex.) ABS | 40 91 4619 | 40 91 4619 | - | - |
| | ABS | 99 91 4623 40 92 4164 | 99 91 4623 40 92 4164 | 40 90 2843 | 40 90 2843 |
| 2.0 TD | (ex.) ABS | 40 91 4619 | 40 91 4619 | - | - |
| | ABS | 99 91 4623 40 92 4164 | 99 91 4623 40 92 4164 | 40 90 2843 | 40 90 2843 |

SWAG 40 90 2843
Ref.No. 1604 003



AØ 136 LkØ 100 x 4

SWAG 40 91 4619
Ref.No. 1603 210 SK



AØ 137 LkØ 104 x 5

SWAG 40 92 4164
Ref.No. 1603 211 S1

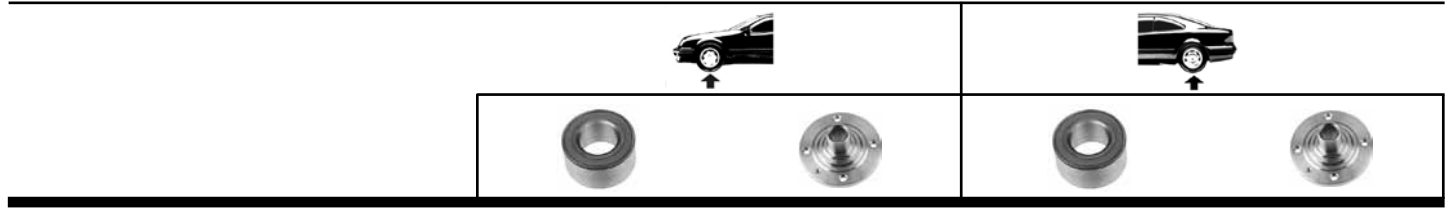


AØ 136 LkØ 105 x 5

SWAG 99 91 4623
Ref.No. 1603 211 SK



AØ 136 LkØ 105 x 5



Zafira B
(2005 →)

| | | | | |
|---------------------------------|--------------|--------------|------------|------------|
| (mot.) Z16XEP / Z16XER / Z16XE1 | 40 92 7386 | 40 92 7386 | 40 92 7384 | 40 92 7384 |
| (mot.) Z16YNG | 40 92 7386 ① | 40 92 7386 ① | - | - |
| (mot.) Z18XER | 40 92 7386 | 40 92 7386 | 40 92 7384 | 40 92 7384 |
| (mot.) Z19DTL | 40 92 7386 ① | 40 92 7386 ① | 40 92 7384 | 40 92 7384 |
| (mot.) Z19DT | 40 92 7386 ① | 40 92 7386 ① | 40 92 7384 | 40 92 7384 |
| (mot.) Z19DTH | - | - | 40 92 7384 | 40 92 7384 |
| (mot.) Z20LER | 40 92 7386 ① | 40 92 7386 ① | 40 92 7384 | 40 92 7384 |
| (mot.) Z20LEH | - | - | 40 92 7384 | 40 92 7384 |
| (mot.) Z22YH | 40 92 7386 ① | 40 92 7386 ① | 40 92 7384 | 40 92 7384 |



① (ch.) → 6G019309
 (ch.) → 62034065





1007

(2005 →)

alle / all

64 92 4517

62 91 8285

-

-

106

(1991 →)

1.1 / 1.3 / 1.4 / 1.4 D / 1.5 D / 1.6
(ch.) → O 08093
4-Lochfelge / 4-hole rim

62 90 5542

62 91 0223

62 91 1420 ⓘ

-

1.1 / 1.3 / 1.4 / 1.4 D / 1.5 D / 1.6
(ch.) O 08094 →
4-Lochfelge / 4-hole rim

62 91 8191

62 91 8285

62 91 1420 ⓘ

-

1.0 / 1.1 (mot.) TU1 / TU9
3-Lochfelge / 3-hole rim

62 92 2006

62 91 9844

62 91 1420 ⓘ

-

1.0 / 1.1 (mot.) TU1M / TU9M
3-Lochfelge / 3-hole rim (ex.) ABS

62 92 2006

62 91 9844

62 91 1420 ⓘ

-



ⓘ alle mit Trommelbremse /
alle with drum brake

SWAG 62 90 5542
Ref.No. 3350.17



AØ 72 IØ 35 B 34

SWAG 62 91 0223
Ref.No. 3307.49



AØ 130 LK Ø109 x 4

SWAG 62 91 1420
Ref.No. 3748.17 SK



AØ 52 IØ 25 B 37

SWAG 62 91 8191
Ref.No. 3350.32



AØ 72 IØ 37 B 33

SWAG 62 91 8285
Ref.No. 3307.76



AØ 130 LKØ 108 x 4

SWAG 62 91 9844
Ref.No. 3307.74



AØ 119 LKØ 85 x 3

SWAG 62 92 2006
Ref.No. 3350.18




AØ 66 IØ 35 B 32

SWAG 64 92 4517
Ref.No. 3350.72



AØ 72 IØ 37 B 33



205 (1983 → 1996)

| | | | | | |
|---|------------------|-------------------|-------------------|---------------------|---|
| alle / all (ex.) 1.3 / 1.9 (mot.) TU24 / XU9JA | (ex.) ABS | 62 90 5542 | 62 91 0223 | 62 91 1420 ① | - |
| | ABS | 62 90 5543 | 62 91 0224 | 62 91 1420 ① | - |
| 1.3 (mot.) TU24 | (ex.) ABS | 62 90 5542 | 62 91 0224 | 62 91 1420 ① | - |
| | ABS | 62 90 5543 | 62 91 0224 | 62 91 1420 ① | - |
| 1.9 (mot.) XU9JA | | 62 90 5543 | 62 91 0224 | 62 91 1420 ① | - |



① alle mit Trommelbremse /
alle with drum brake





206

(1998 → 2007)

| | | | | |
|---------------------|------------|------------|--------------|---|
| 1.1 / 1.4 / 1.4 D | 62 91 8191 | 62 91 8285 | 62 91 1420 ⓘ | - |
| 1.6 (mot.) TU5JP | 62 91 8191 | 62 91 8285 | 62 91 1420 ⓘ | - |
| 1.6 (mot.) TU5JP4 | 62 90 5543 | 62 91 0224 | 62 91 1420 ⓘ | - |
| 1.9 (mot.) DW8 | 62 91 8191 | 62 91 8285 | 62 91 1420 ⓘ | - |
| 2.0 (mot.) EW10J4 | 62 90 5543 | 62 91 0224 | - | - |
| 2.0 D (mot.) DW10TD | 62 90 5543 | 62 91 0224 | 62 91 1420 ⓘ | - |

207

(2007 →)

| | | | | |
|---|------------|------------|---|---|
| EP 3 (ex.) Sport | 64 92 4517 | 62 91 8285 | - | - |
| 1.4 (mot.) TU3A / ET3J4 / DVTD (ch.) O 10394 → | 62 91 9574 | 62 91 0224 | - | - |



ⓘ alle mit Trommelbremse /
alle with drum brake

SWAG 62 90 5543
Ref.No. 3350.16



AØ 82 IØ 42 B 36

SWAG 62 91 0224
Ref.No. 3307.72



AØ 128 LK Ø108 x 4

SWAG 62 91 1420
Ref.No. 3748.17 SK



AØ 52 IØ 25 B 37

SWAG 62 91 8191
Ref.No. 3350.32



AØ 72 IØ 37 B 33

SWAG 62 91 8285
Ref.No. 3307.76



AØ 130 LKØ 108 x 4

SWAG 62 91 9574
Ref.No. 3350.17




AØ 72 IØ 35 B 32

SWAG 64 92 4517
Ref.No. 3350.72



AØ 72 IØ 37 B 33




306 (1993 → 2001)

| | | | | | |
|--|-----------|------------|------------|--------------|---|
| 1.1 / 1.3 / 1.4 → 1996 | (ex.) ABS | 62 90 5542 | 62 91 0223 | 62 91 1420 ① | - |
| | ABS | 62 90 5543 | 62 91 0224 | 62 91 1420 ① | - |
| 1.1 / 1.3 / 1.4 (ch.) → O 08091 | (ex.) ABS | 62 90 5542 | 62 91 0223 | 62 91 1420 ① | - |
| | ABS | 62 90 5543 | 62 91 0223 | 62 91 1420 ① | - |
| 1.3 / 1.4 (ch.) O 08092 → | | 62 91 8191 | 62 91 8285 | 62 91 1420 ① | - |
| 1.6 (mot.) TU5JP | | 62 90 5543 | 62 91 0224 | 62 91 1420 ① | - |
| 1.8 / 1.9 D / 2.0 D (mot.) XUD / DW8 / DW10TD | | 62 90 5543 | 62 91 0224 | 62 91 1420 ① | - |



① alle mit Trommelbremse /
alle with drum brake





307
(2000 →)

alle / all

62 91 9574

62 91 0224

62 92 8264 ①
62 92 7201 ②

62 92 8264 ①
62 92 7201 ②

308
(2007 →)

alle / all

62 91 9574

62 91 0224

-

-

① → 2005 ABS

(ch.) O 8827 (88) → O 9974 (88)
(ch.) O 8827 (89) → O 9897 (89)

(ch.) O 9984 (UW) → O 10191 (UW)
(ch.) O 9911 (77) →

① 2005 → ABS

1.6 (mot.) TU5PJ4 (ch.) 10661 (77) → / 2.0 D (mot.) DW10TD
2.0 D (mot.) DW10ATED (ch.) 10893 (77) → /
2.0 16V (mot.) EW10A (ch.) 10661 (77) →
2.0 (mot.) EW10J4S (ch.) → 10897

② BOSCH / TRW Lucas ABS

(ch.) O 10647 UW →
(ch.) O 100073 88 → 10884 88



SWAG 62 91 0224
Ref.No. 3307.72



AØ 128 LK Ø108 x 4

SWAG 62 91 9574
Ref.No. 3350.17



AØ 72 IØ 35 B 32

SWAG 62 92 7201
Ref.No. 4246.Z9




AØ 249 LKØ 108 x 4

SWAG 62 92 8264
Ref.No. 3748.74



AØ 129 LKØ 108 x 4



309 (1986 → 1993)

| | | | | |
|--|-------------------|-------------------|---------------------|---|
| → 1990 | 62 90 5543 | 62 91 0224 | 62 91 1420 ① | - |
| 1.1 / 1.4 (mot.) TU | | | | |
| 1990 → | 62 90 5542 | 62 91 0223 | 62 91 1420 ① | - |
| 1.1 / 1.3 (mot.) E1 / G1 / G2 | 62 90 5543 | 62 91 0224 | 62 91 1420 ① | - |
| 1.4 / 1.6 / 1.8 D / 1.9 D (mot.) Y2 / J2 / XU / XUD | 62 90 5543 | 62 91 0224 | 62 91 1420 ① | - |
| 1.3 / 1.4 (ch.) O 08092 → 1997 → | 62 91 8191 | 62 91 8285 | 62 91 1420 ① | - |



① alle mit Trommelbremse /
all with drum brake





405

(1988 → 1996)

(ex.) ABS / 4x4

62 90 5543

62 91 0224

-

62 90 5555

4x4

62 90 5542

62 91 0224

-

62 91 0224

406

(1996 → 2004)

alle / all

62 90 5543

62 91 0224

10 92 8382 ⓘ

10 92 8382 ⓘ

407

(2004 →)

Limousine / Beak

-

-

62 92 9394

62 92 9394

806

(1995 → 2002)

alle / all

70 91 4538

62 91 9842

70 91 4535

70 91 4535



ⓘ (ex.) ABS

SWAG 10 92 8382
Ref.No. 3748.43



AØ 129 LK Ø108 x 4

SWAG 62 90 5542
Ref.No. 3350.17



AØ 72 IØ 35 B 34

SWAG 62 90 5543
Ref.No. 3350.16



AØ 82 IØ 42 B 36

SWAG 62 90 5555
Ref.No. 3701.42 S



AØ 129 LK Ø109 x 4

SWAG 62 91 0224
Ref.No. 3307.72



AØ 128 LK Ø108 x 4

SWAG 62 91 9842
Ref.No. 3307.64



AØ 122 LK Ø 95 x 5

SWAG 70 91 4535
Ref.No. 3350.28 SK

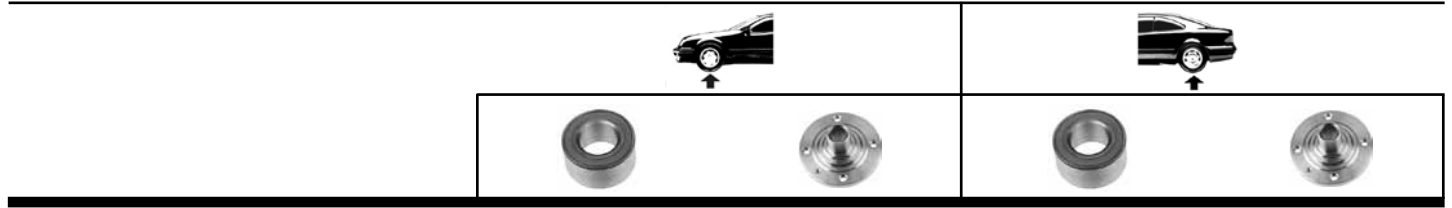


AØ 120 LKØ 95 x 5

SWAG 70 91 4538
Ref.No. 3350.27



AØ 82 IØ 44 B 37



| | | | | |
|-------------------------|--------------|------------|---|---|
| 807 (2002 →) | | | | |
| alle / all | 62 92 4523 ⓘ | 62 91 9842 | - | - |

| | | | | |
|-----------------------------------|------------|------------|---|---|
| Expert I + II (1995 →) | | | | |
| alle / all | 70 91 4538 | 62 91 9842 | - | - |

| | | | | |
|---------------------------------|--------------------------|------------|------------|---|
| Boxer I (1994 → 2002) | | | | |
| (ex.) | 70 91 2691 70 91 2695 | 70 91 4535 | 62 91 9295 | - |
| (ex.) (ch.) O 16205755 → | - | 70 92 8231 | - | - |
| | - | 70 92 8232 | - | - |



ⓘ (ex.) 3.0 V6 (mot.) ES9J4S

| | | | |
|---|---|---|--|
| <p>SWAG 62 91 9295 Ref.No. 3350.25 SK</p> <p>AØ 68 IØ 40 B 19 AØ 55 IØ 30 B 17</p> | <p>SWAG 62 91 9842 Ref.No. 3307.64</p> <p>AØ 122 LK Ø 95 x 5</p> | <p>SWAG 62 92 4523 Ref.No. 3350.87</p> <p>AØ 82,5 IØ 44 B 37</p> | <p>SWAG 70 91 2691 Ref.No. 3350.29</p> <p>AØ 80 IØ 50 B 21,5 AØ 80 IØ 50 B 21,5</p> |
| <p>SWAG 70 91 2695 Ref.No. 3350.29 SK</p> <p>AØ 80 IØ 50 B 21,5 AØ 80 IØ 50 B 21,5</p> | <p>SWAG 70 91 4538 Ref.No. 3350.27</p> <p>AØ 82 IØ 44 B 37</p> | <p>SWAG 70 91 4535 Ref.No. 3307.65</p> <p>AØ 139 LKØ 112 x 5</p> | <p>SWAG 70 92 8232 Ref.No. 3307.83</p> <p>AØ 156 LKØ 126 x 5</p> |



Boxer II (2002 →)

1.1 t / 1.4 t

62 92 4519

70 92 8231

-

-



62 92 4521

70 92 8232

-

-

J5 (1982 → 1994)

alle / all
(ex.)

(ch.) → S 244300

70 91 2691
70 91 2695

-

62 91 9295

-

(ch.) → S 244301

70 91 2691
70 91 2695

70 91 2573

62 91 9295

-

SWAG 62 91 9295
Ref.No. 3350.25 SK



AØ 68 IØ 40 B 19
AØ 55 IØ 30 B 17

SWAG 62 92 4519
Ref.No. 3326.62



AØ 84 IØ 49 B 48

SWAG 62 92 4521
Ref.No. 3326.69



AØ 90 IØ 55 B 60

SWAG 70 91 2573
Ref.No. 3307.60



AØ 50 LKØ 139 x 5

SWAG 70 91 2691
Ref.No. 3350.29



AØ 80 IØ 50 B 21,5
AØ 80 IØ 50 B 21,5

SWAG 70 91 2695
Ref.No. 3350.29 SK



AØ 80 IØ 50 B 21,5
AØ 80 IØ 50 B 21,5

SWAG 70 92 8231
Ref.No. 3307.84




AØ 139 LKØ 113,5 x 5

SWAG 70 92 8232
Ref.No. 3307.83



AØ 156 LKØ 126 x 5



| | | | | |
|--------------------------------------|------------|------------|------------------------------|------------------------------|
| Partner I (1996 → 11/2002) | | | | |
| alle / all | 62 90 5543 | 62 91 0224 | 10 92 8382 ① 62 92 8384 ② | 10 92 8382 ① 62 92 8384 ② |

| | | | | |
|---------------------------------------|------------|------------|------------------------------|------------------------------|
| Partner II (11/2002 → 2008) | | | | |
| alle / all | 62 90 5543 | 62 91 0224 | 10 92 8382 ① 62 92 8384 ③ | 10 92 8382 ① 62 92 8384 ③ |

| | | | | |
|---------------------------------|------------|------------|---|---|
| Partner III (2008 →) | | | | |
| alle / all | 62 91 9574 | 62 91 0224 | - | - |

| | | |
|--|--------------------------------|---------------------------------|
| | ① (ex.) ABS ② ABS (ex.) ESP | ③ ABS (ex.) ESP (ch.) → O 10219 |
|--|--------------------------------|---------------------------------|

SWAG 10 92 8382
Ref.No. 3748.43

AØ 129 LK Ø108 x 4

SWAG 62 90 5543
Ref.No. 3350.16

AØ 82 IØ 42 B 36

SWAG 62 91 0224
Ref.No. 3307.72

AØ 128 LK Ø108 x 4

SWAG 62 91 9574
Ref.No. 3350.17

AØ 72 IØ 35 B 32

SWAG 62 92 8384
Ref.No. 3748.44

AØ 129 LK Ø108 x 4



Avantime (DE0)

(2001 → 2003)

alle / all

60 91 9823

-

-

-

Clio 1 (B/C 57)

(1985 → 1998)

1.2 / 1.4 / 1.8 / 1.9 (ex.) ABS

60 90 5526

60 90 9322

60 90 5537 ①
60 90 5538 ②

-

D

ABS

60 90 5528

60 90 9321

60 90 5537

-



① alle mit Scheibenbremse /
all with brake disc

② alle mit Trommelbremse /
all with drum brake

SWAG 60 90 5526

Ref.No. 77 01 205 778



AØ 65 IØ 35 B 35

SWAG 60 90 5528

Ref.No. 77 01 205 779



AØ 72 IØ 37 B 37

SWAG 60 90 5537

Ref.No. 77 01 463 523



AØ 52 IØ 25 B 37

SWAG 60 90 5538

Ref.No. 77 01 205 812



AØ 52 IØ 25 B 37

SWAG 60 90 9321

Ref.No. 82 00 208 332



AØ 37 LK Ø100 x 4

SWAG 60 90 9322

Ref.No. 77 00 719 140




AØ 35 LK Ø100 x 4

SWAG 60 91 9823

Ref.No. 60 25 371 670 SK



AØ 88 IØ 45 B 39



| | | | | |
|---|-------------------|-------------------|-------------------|---|
| Clio 2 (B/C 0) (1998 → 2005) | | | | |
| 1.0 12V (ch.) CB06 | 60 90 5526 | 60 90 9322 | 60 90 5538 | - |
| 1.2 (ch.) BB10/OA/OY/1K/2D/2H CB10/OA/OF/OY | 60 90 5526 | 60 90 9322 | 60 90 5538 | - |
| 1.2 12V (ch.) BB11/19 CB05/11/19 | 60 90 5526 | 60 90 9322 | 60 90 5538 | - |
| 1.4 / 1.4 16V (ch.) BB0C /0S /17 /0L /0P /13 /1L CB0B /0C /0S /17 /0L13 | 60 90 5528 | 60 90 9321 | 60 90 5538 | - |
| 1.5 D (ch.) BB1W / CB07 | 60 90 5528 | 60 90 9321 | 60 90 5538 | - |
| 1.6 / 1.6 16V (ch.) BB00/01/0D/0H/0T/14/1D/1J/1R/2K CB0D/0H/0T/14/1D | 60 90 5528 | 60 90 9321 | 60 90 5538 | - |
| 1.9 D (ch.) BB02/ 0E/ 0J/ 0U/ 0V/ 2C CB0E/ 0J/ 0U/ 0V | 60 90 5528 | 60 90 9321 | 60 90 5538 | - |
| RS V6 2000 → | 60 92 3253 | - | 60 92 3253 | - |





Clio 3 (BR/CR) (2005 →)

1.2 16V (ch.) BR02 / BR0E / BR0J /
BR0R / CR02 / CR0E / CR0J /
CR0R

60 92 4315

-

60 92 4780 ①
60 92 8154 ①
60 90 5538 ②

-

1.4 16V (ch.) BR0A / CR0A

60 92 4315

-

60 92 4780 ①
60 92 8154 ①
60 90 5538 ②

-

1.5 D (ch.) BR0F / BR0G /
CR0F / CR0G

60 92 4315

-

60 92 4780 ①
60 92 8154 ①
60 90 5538 ②

-

1.5 D (ch.) BR0H / CR0H

60 92 4313

-

60 92 4780 ①
60 92 8154 ①
60 90 5538 ②

-

1.6 16V (ch.) BR09 / BR0B
CR09 / CR0B

60 92 4315

-

60 92 4780 ①
60 92 8154 ①
60 90 5538 ②

-

2.0 D (ch.) BR0C / CR0C

60 92 4313

-

60 92 4780 ①
60 92 8154 ①
60 90 5538 ②

-



① alle mit Scheibenbremse /
all with brake disc

② alle mit Trommelbremse /
all with drum brake

SWAG 60 90 5538
Ref.No. 77 01 205 812



AØ 52 IØ 25 B 37

SWAG 60 92 4313
Ref.No. 77 01 207 676



AØ 77 IØ 42 B 39

SWAG 60 92 4315
Ref.No. 77 01 207 677



AØ 77 IØ 42 B 37

SWAG 60 92 4780
Ref.No. 77 01 208 058




AØ 55 IØ 25 B 45

SWAG 60 92 8154
Ref.No. 77 01 207 823 SK



AØ 240 LK Ø100 x 4



Espace 1 / 2 / 4X4 (J/S 11)

(1985 → 1996)

| | | | | |
|------------|---|------------|------------|---|
| alle / all | - | 60 90 9320 | 60 90 5528 | - |
|------------|---|------------|------------|---|

Espace 3 (JE0)

(1996 → 2002)

| | | | | |
|------------|------------|---|---|---|
| alle / all | 60 91 9823 | - | - | - |
|------------|------------|---|---|---|

Espace 4 (JK0)

(2002 →)

| | | | | |
|------------|------------|---|---|---|
| alle / all | 60 92 3331 | - | - | - |
|------------|------------|---|---|---|

SWAG 60 90 5528
Ref.No. 77 01 205 779

AØ 72 IØ 37 B 37

SWAG 60 90 9320
Ref.No. 77 00 715 149

AØ 40 LK Ø100 x 4

SWAG 60 91 9823
Ref.No. 60 25 371 670 SK

AØ 88 IØ 45 B 39

SWAG 60 92 3331
Ref.No. 77 01 208 427

AØ 88 IØ 45 B 39



Kangoo 1 (FC/KC 0)

(1998 → 2008)

| | | | | |
|--|------------|------------|--------------|--------------|
| 1.2 (ch.) FC 01 / 0A / 0F / 0Y KC 01 / 0A / 0F / 0Y | 60 90 5528 | 60 90 9321 | 60 91 9897 ① | - |
| | 60 90 5528 | 60 90 9321 | 60 92 1095 ② | 60 92 1095 ② |
| 1.2 16 V (ch.) FC 05 / 0T KC 05 / 0T / 0W | 60 90 5528 | 60 90 9321 | 60 91 9897 ① | - |
| | 60 90 5528 | 60 90 9321 | 60 92 1095 ② | 60 92 1095 ② |
| 1.4 (ch.) FC 0B / 0C / 0H / 0M kC 0B / 0C / 0H / 0M | 60 90 5528 | 60 90 9321 | 60 91 9897 ① | - |
| | 60 90 5528 | 60 90 9321 | 60 92 1095 ② | 60 92 1095 ② |
| 1.5 D (ch.) FC 07 / KC 07 | 60 90 5528 | 60 90 9321 | 60 92 1095 ② | 60 92 1095 ② |
| 1.6 (ch.) FC 00 / KC 00 | 60 90 5528 | 60 90 9321 | 60 92 1095 ② | 60 92 1095 ② |
| 1.6 16 V (ex.) 4x4 (ch.) FC 0L / 0P / 0S KC 0L / 0P / 0S | 60 90 5528 | 60 90 9321 | 60 91 9897 | - |



① normale Nutzlast / normal maximum load
(ex.) Geländewagen / off-road vehicle

② erhöhte Nutzlast / increased payload
nur Geländewagen / only off-road vehicle

SWAG 60 90 5528

Ref.No. 77 01 205 779



AØ 72 IØ 37 B 37

SWAG 60 90 9321

Ref.No. 82 00 208 332



AØ 37 LK Ø100 x 4

SWAG 60 91 9897

Ref.No. 77 01 205 596 SK




AØ 55 IØ 25 B 40

SWAG 60 92 1095

Ref.No. 43202-00QAC



AØ 133 LK Ø100 x 4



Kangoo 1 (FC/KC 0) (1998 → 2008)

| | | | | |
|---|------------|------------|--------------|--------------|
| 1.6 16 V (ch.) FC 0R / KC 0R | 60 90 5528 | 60 90 9321 | 60 92 1095 | - |
| 1.9 D (ch.) FC 0N /OD / OE / OJ / OU / OV KC 0N /OD / OE / OJ / OU / OV | 60 90 5528 | 60 90 9321 | 60 91 9897 ① | - |
| | 60 90 5528 | 60 90 9321 | 60 92 1095 ② | 60 92 1095 ② |
| 1.9 D (ch.) FC 02 / KC 02 | 60 90 5528 | 60 90 9321 | 60 92 1095 | 60 92 1095 |

① normale Nutzlast / normal maximum load
(ex.) Geländewagen / off-road vehicle

② erhöhte Nutzlast / increased payload
nur Geländewagen / only off-road vehicle

Laguna 1 (B/K 56) (1994 → 2001)

| | | | | | |
|---------|--------------------|------------|------------|------------|---|
| 1.6 16V | (ch.) B568 | 60 91 9811 | - | 60 91 9897 | - |
| | (ch.) B560 → 01/97 | 60 91 9807 | 60 90 9321 | 60 91 9897 | - |
| 1.8 | (ch.) B560 01/97 → | 60 91 9811 | 60 90 9321 | 60 91 9897 | - |
| | (ch.) B56A | 60 91 9807 | 60 90 9321 | 60 91 9897 | - |
| | (ch.) B56S → 04/95 | 60 91 9807 | 60 90 9321 | 60 91 9897 | - |
| | (ch.) B56T | 60 91 9811 | 60 90 9321 | 60 91 9897 | - |
| | (ch.) B56Z | - | - | 60 91 9897 | - |





Laguna 1 (B/K 56)

(1994 → 2001)

| | | | | | |
|----------|--------------------------------|------------|------------|--------------|---|
| 1.8 16V | (ch.) B564 → 01/97 | 60 91 9807 | - | - | - |
| | (ch.) B564 01/97 → | 60 91 9811 | - | - | - |
| | (ch.) B563 | 60 91 9811 | - | 60 91 9897 | - |
| 1.9 d | (ch.) B56W | 60 91 9811 | - | - | - |
| | (ch.) B56N → 01/97 | 60 91 9807 | - | 60 91 9897 | - |
| 2.0 | (ch.) B56 C/H → 04/95 | 60 91 9807 | 60 90 9321 | 60 91 9897 | - |
| | (ch.) B56N 01/97 → | 60 91 9811 | 60 90 9321 | - | - |
| | (ch.) B56U | 60 91 9811 | - | 60 91 9897 | - |
| | (ch.) B56L | | 60 90 9321 | - | - |
| | (ch.) B56 M → 01/97 | 60 91 9807 | - | - | - |
| 2.0 16 V | (ch.) B56 M 01/97 → | 60 91 9811 | - | - | - |
| | (ch.) B56 B/D | 60 91 9807 | 60 90 9321 | 60 91 9897 ⓘ | - |
| | (ch.) B556 A/B | 60 91 9811 | - | 60 91 9897 ⓘ | - |
| | (ch.) B56P / 566 / 569 → 01/97 | 60 91 9807 | - | 60 91 9897 ⓘ | - |
| 2.2 D | (ch.) B56P / 566 / 569 01/97 → | 60 91 9811 | - | 60 91 9897 ⓘ | - |
| | (ch.) B56F | 60 91 9807 | - | 60 91 9897 ⓘ | - |
| | (ch.) B562 | 60 91 9807 | - | - | - |
| 3.0 | (ch.) B56E / R | 60 91 9807 | - | - | - |
| 3.0 24V | (ch.) B56V | 60 91 9811 | - | - | - |



ⓘ (ex.) ABS

SWAG 60 90 9321
Ref.No. 82 00 208 332



AØ 37 LK Ø100 x 4

SWAG 60 91 9807
Ref.No. 77 01 205 780



AØ 84 IØ 40 B 38

SWAG 60 91 9811
Ref.No. 77 01 205 972

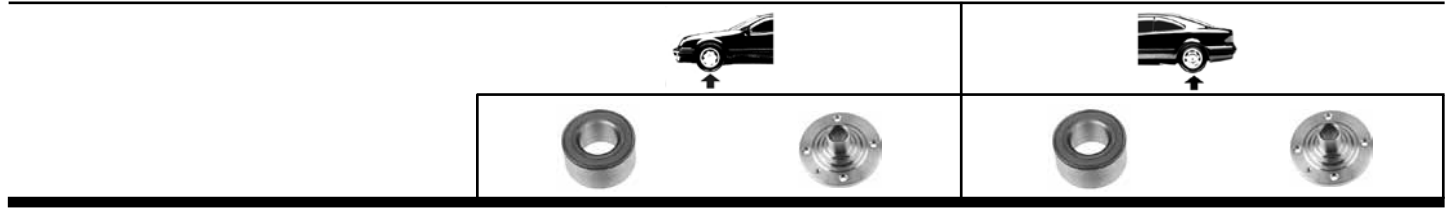


AØ 84 IØ 40 B 39,7

SWAG 60 91 9897
Ref.No. 77 01 205 596 SK



AØ 55 IØ 25 B 40



Laguna 2 (BG/KG 0) (2001 → 2007)

| | | | | |
|---|------------|---|------------|------------|
| 1.6 16V (ch.) BG-KG 0A / 0L / 0U | 60 92 3253 | - | 60 92 1299 | 60 92 1299 |
| 1.8 16V (ch.) BG-KG 06 / 0B / 0C / 0J / 0M / 0V | 60 92 3253 | - | 60 92 1299 | 60 92 1299 |
| 1.9 D (ch.) BG-KG 0E / 0G / 0R | 60 92 3253 | - | 60 92 1299 | 60 92 1299 |
| 2.0 16V (ch.) BG-KG 00 / 0K / 0N / 0W | 60 92 3253 | - | 60 92 1299 | 60 92 1299 |
| 2.2 D (ch.) BG-KG 0F | 60 92 3253 | - | 60 92 1299 | 60 92 1299 |
| 3.0 V6 (ch.) BG-KG 01 / 0D / 0Y | 60 92 3253 | - | 60 92 1299 | 60 92 1299 |

Master 1 (1981 → 1998)

| | | | | |
|------------|---|---|------------|---|
| alle / all | - | - | 60 91 1418 | - |
|------------|---|---|------------|---|

Master 2 (1J) (1998 →)

| | | | | | |
|------------|-----------|------------|---|------------|---|
| alle / all | → 07/2000 | 60 92 9521 | - | 60 92 9565 | - |
| | 07/2000 → | 60 92 3183 | | 60 92 3179 | |

SWAG 60 91 1418
Ref.No. 50 00 388 284 S

AØ 72 IØ 35 B 25,5
AØ 52 IØ 25 B 19,5

SWAG 60 92 1299
Ref.No. 82 00 367 094

AØ 274 LK Ø / x 5

SWAG 60 92 3179
Ref.No. 77 01 205 780

AØ 84 IØ 40 B 38

SWAG 60 92 3183
Ref.No. 77 01 206 740

AØ 84 IØ 49 B 48

SWAG 60 92 3253
Ref.No. 77 01 206 742

AØ 90 IØ 40 B 23

SWAG 60 92 9521
Ref.No. 77 01 205 416

AØ 84 IØ 49 B 48

SWAG 60 92 9565
Ref.No. 77 01 205 417

AØ 80,0 IØ 45,3 B 48



Megane 1 (BA)

(1996 → 2001)

1.4 / 1.6 / 1.9 D / 2.0

60 90 5528

60 90 9321

60 90 5537 ①
60 90 5538 ②

-

Megane Classic / Beak

(1996 → 2003) (KA / LA)

1.4 / 1.6 / 1.9 D / 2.0

60 90 5528

60 90 9321

60 90 5537 ①
60 90 5538 ②

-

1.4 16V
(ch.) KA0D/ 0W/ 10

60 90 5528

60 90 9321

60 92 1721 ③

60 92 1721 ③

1.6 (ch.) KA0F

60 90 5528

60 90 9321

60 92 1721 ③

60 92 1721 ③

1.9 D
(ch.) KA0J/ OR

60 90 5528

60 90 9321

60 92 1721 ③

60 92 1721 ③

Megane Coach / Cabrio

(1996 → 2003) (DA / EA)

1.4 / 1.6 / 1.9 D / 2.0

60 90 5528

60 90 9321

60 90 5537 ①
60 90 5538 ②

-



① alle mit Scheibenbremse /
all with brake disc

② alle mit Trommelbremse /
all with drum brake

③ ABS

SWAG 60 90 5528
Ref.No. 77 01 205 779



AØ 72 IØ 37 B 37

SWAG 60 90 5537
Ref.No. 77 01 463 523



AØ 52 IØ 25 B 37

SWAG 60 90 5538
Ref.No. 77 01 205 812



AØ 52 IØ 25 B 37

SWAG 60 90 9321
Ref.No. 82 00 208 332




AØ 37 LK Ø100 x 4

SWAG 60 92 1721
Ref.No. 77 01 205 170



AØ 133 LK Ø100 x 4



Megane 1 Scenic (JA) (1996 → 2003)

| | | | | |
|--|------------------------------|------------|------------------------------|------------------------------|
| 1.4 16V (ch.) JA0D / 0W / 10 / 1H | 60 90 5528 | 60 90 9321 | 60 92 4290 ① 60 92 1721 ② | 60 92 4290 ① 60 92 1721 ② |
| 1.6 16V (ch.) JA00 / 04 / 0B / 11 / 15 / 16 / 1J / 1V | 60 90 5528 | 60 90 9321 | 60 92 4290 ① 60 92 1721 ② | 60 92 4290 ① 60 92 1721 ② |
| 1.8 16V (ch.) JA12 / 1A / 1M / 1R | 60 90 5528 | - | 60 92 4290 ① 60 92 1721 ② | 60 92 4290 ① 60 92 1721 ② |
| 1.9 D | (ch.) JA01 / 1U | 60 90 5528 | - | 60 92 4290 ① 60 92 1721 ② |
| | (ch.) JA0K / 0Y | 60 91 9807 | - | - |
| | (ch.) JA05 / 1F (ex.) 4x4 | 60 90 5528 | - | 60 92 4290 ① 60 92 1721 ② |
| | (ch.) JA0J 06/98 → | 60 90 5528 | - | 60 92 4290 ① 60 92 1721 ② |
| 2.0 16V | (ch.) JA17 / 1B / 1D / 1L | 60 90 5528 | - | 60 92 4290 ① 60 92 1721 ② |
| | (ch.) JA0C / 13 / 1S | 60 90 5528 | - | 60 92 4290 ① 60 92 1721 ② |



① alle mit Scheibenbremse /
all with brake disc

② ABS / alle mit Trommelbremse /
alle with drum brake

SWAG 60 90 5528
Ref.No. 77 01 205 779

AØ 72 IØ 37 B 37

SWAG 60 90 9321
Ref.No. 82 00 208 332

AØ 37 LK Ø 100 x 4

SWAG 60 91 9807
Ref.No. 77 01 205 780

AØ 84 IØ 40 B 38

SWAG 60 92 1721
Ref.No. 77 01 205 170

AØ 133 LK Ø 100 x 4

SWAG 60 92 4290
Ref.No. 77 01 206 328 SK

AØ 274 LK Ø / x 4



Megane 2 (BM/CM/GM) (2002 →)

| | | | | |
|--|------------|---|--------------------------|------------|
| 1.4 16 V (ch.) CM08 / 0B / 0H / 1S | 60 92 4315 | - | 60 92 4780 | |
| 1.4 16 V (ch.) BM08 / 0B / 0H / 1A / 1S | 60 92 4315 | - | 60 92 4780 60 92 8154 | 60 92 8154 |
| 1.5 D (ch.) BM1E | 60 92 4313 | - | 60 92 4780 60 92 8154 | 60 92 8154 |
| 1.5 D (ch.) CM1E / GM1E | 60 92 4313 | - | 60 92 4780 | - |
| 1.5 D (ch.) BM1F / 0T / 13 | 60 92 4315 | - | 60 92 4780 60 92 8154 | 60 92 8154 |
| 1.5 D (ch.) CM1F / GM02 / GM0F / GM1F | 60 92 4315 | - | 60 92 4780 | - |
| 1.5 D (ch.) CM02 / 0F | 60 92 4315 | - | 60 92 4780 | - |
| 1.5 D (ch.) BM02 / 0F | 60 92 4315 | - | 60 92 4780 60 92 8154 | 60 92 8154 |
| 1.6 16 V (ch.) CM0C / 0J / 0Y / 1B / 1R / 1Y | 60 92 4315 | - | 60 92 4780 | - |
| 1.6 16 V (ch.) BM0C / 0J / 0Y / 1B / 1R / 1Y | 60 92 4315 | - | 60 92 4780 60 92 8154 | 60 92 8154 |
| 1.9 D (ch.) BM00 / 0G / 14 / 1D / 1G / CM00 / 0G / 14 / 1D / 1G | 60 92 4313 | - | 60 92 4780 | - |
| 1.9 D (ch.) BM2B | 60 92 4315 | - | 60 92 8154 | 60 92 8154 |

SWAG 60 92 4313

Ref.No. 77 01 207 676



AØ 77 IØ 42 B 39

SWAG 60 92 4315

Ref.No. 77 01 207 677



AØ 77 IØ 42 B 37

SWAG 60 92 4780

Ref.No. 77 01 208 058



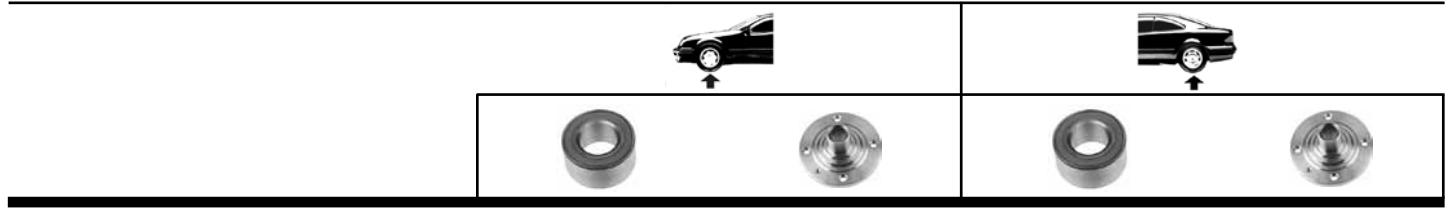
AØ 55 IØ 25 B 45

SWAG 60 92 8154

Ref.No. 77 01 207 823 SK



AØ 240 LK Ø100 x 4



| Megane 2 (BM/CM/GM) (2002 →) | | | | |
|---|------------|---|--------------------------|------------|
| 2.0 16V (ch.) CM0W / 1T | 60 92 4313 | - | 60 92 4780 | - |
| 2.0 16V (ch.) BM0W / 1T | 60 92 4313 | - | 60 92 4780 60 92 8154 | 60 92 8154 |
| 2.0 16V (ch.) BM05 / 0U / 1M / 1N / 1U / CM05 / 0U / 1M / 1N / 1U | 60 92 4315 | - | 60 92 4780 | - |
| 2.0 16V (ch.) BM0U / 1M / 1U | 60 92 4315 | - | 60 92 8154 | 60 92 8154 |
| 2.2 D (ch.) BM1K / CM1K | - | - | 60 92 4781 | - |

| Megane 2 Coupe-Cabriolet (EM) (2002 →) | | | | |
|--|------------|---|------------|---|
| 1.5 D (ch.) EM1E | 60 92 4313 | - | 60 92 4780 | - |
| 1.6 16V (ch.) EM0C / 0J / 1B / 1R | 60 92 4315 | - | 60 92 4780 | - |
| 1.9 D (ch.) EM0G / 14 / 1D / 1G | 60 92 4313 | - | 60 92 4780 | - |
| 2.0 16V (ch.) EM0W / 1T | 60 92 4313 | - | 60 92 4780 | - |
| 2.0 16V (ch.) EM05 / 0U / 1M / 1N / 1U | 60 92 4315 | - | 60 92 4780 | - |
| 2.2 D (ch.) EM1K | - | - | 60 92 4781 | - |





Megane 2 Grandtour (KM) (2002 →)

| | | | | |
|---|------------|---|--------------------------|------------|
| 1.4 16 V (ch.) KM0B / 1A / 1S | 60 92 4315 | - | 60 92 4781 60 92 8155 | 60 92 8155 |
| 1.4 16 V (ch.) KM0B / 0H / 1S | 60 92 4315 | - | 60 92 4781 60 92 8155 | 60 92 8155 |
| 1.5 D (ch.) KM1E / 1G / 16 / | 60 92 4313 | - | 60 92 4781 60 92 8155 | 60 92 8155 |
| 1.5 D (ch.) KM02 / 0F / 0T / 13 / 1F / 2B | 60 92 4315 | - | 60 92 4781 60 92 8155 | 60 92 8155 |
| 1.6 16 V (ch.) KM0C / 0J / 0Y / 1B / 1C / 1R | 60 92 4315 | - | 60 92 4781 60 92 8155 | 60 92 8155 |
| 1.9 D (ch.) KM00 / 0G / 14 / 17 / 1D / 1G | 60 92 4313 | - | 60 92 4781 60 92 8155 | 60 92 8155 |
| 1.9 D (ch.) KM1D / 2C | - | - | 60 92 4781 60 92 8155 | 60 92 8155 |
| 2.0 16 V (ch.) KM05 / 0U / 1N / 1U | 60 92 4315 | - | 60 92 4781 60 92 8155 | 60 92 8155 |
| 2.0 16 V (ch.) KM1M | - | - | 60 92 4781 60 92 8155 | 60 92 8155 |
| 2.2 D (ch.) KM1K | - | - | 60 92 4781 60 92 8155 | 60 92 8155 |

SWAG 60 92 4313

Ref.No. 77 01 207 676



AØ 77 IØ 42 B 39

SWAG 60 92 4315

Ref.No. 77 01 207 677



AØ 77 IØ 42 B 37

SWAG 60 92 4781

Ref.No. 77 01 208 059



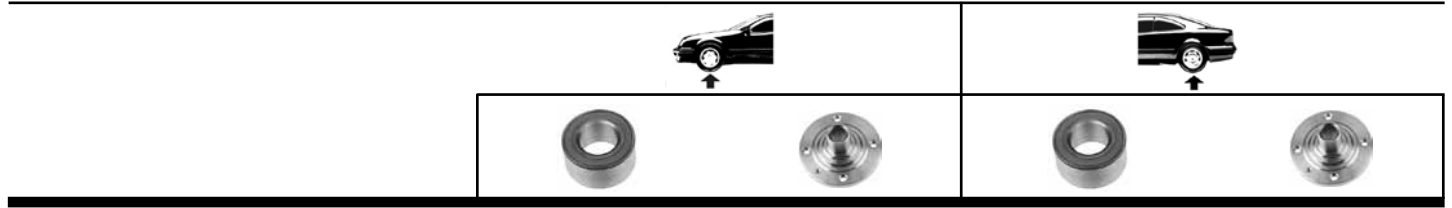
AØ 55 IØ 25 B 48

SWAG 60 92 8155

Ref.No. 77 01 207 898 SK



AØ 270 LK Ø 100 x 4



Megane 2 Classic (LM) (2002 →)

| | | | | |
|---|------------|---|------------|---|
| 1.4 16 V (ch.) LM08 / 0B / 0H / 1A / 1S | 60 92 4315 | - | 60 92 4780 | - |
| 1.5 D (ch.) LM1E | 60 92 4313 | - | 60 92 4780 | - |
| 1.5 D (ch.) LM02 / 0F / 0T / 13 / 1F | 60 92 4315 | - | 60 92 4780 | - |
| 1.6 16 V (ch.) LM0C / 0J / 1B / 1R | 60 92 4315 | - | 60 92 4780 | - |
| 1.9 D (ch.) LM00 / 0G / 14 / 1D / 1E / 1G | 60 92 4313 | - | 60 92 4780 | - |
| 2.0 16V (ch.) LM05 / 0U / 1M / 1N / 1U | 60 92 4315 | - | 60 92 4780 | - |





Modus (F0/J0)

(2004 →)

| | | | | |
|--|------------|---|--|--------------|
| 1.2 16V (ch.) FP0C / FP0K | 60 92 4315 | - | 60 92 4780 ① 60 92 8154 ① 60 90 5538 ② | 60 92 8154 ① |
| 1.2 16V (ch.) JP0C / 0K / 0P / 0S / 0T | 60 92 4315 | - | 60 92 4780 ① 60 92 8154 ① 60 90 5538 ② | 60 92 8154 ① |
| 1.4 16V (ch.) JP01 / JP0A / JP0J | 60 92 4315 | - | 60 92 4780 ① 60 92 8154 ① 60 90 5538 ② | 60 92 8154 ① |
| 1.5 D (ch.) FP0D / FP0E / FP0F / FP0G | 60 92 4315 | - | 60 92 4780 ① 60 92 8154 ① 60 90 5538 ② | 60 92 8154 ① |
| 1.5 D (ch.) JP08 / 0E / 0F / 0G / 05 / 06 / 07 | 60 92 4315 | - | 60 92 4780 ① 60 92 8154 ① 60 90 5538 ② | 60 92 8154 ① |
| 1.5 D (ch.) JP0H / 02 / 09 | 60 92 4313 | - | 60 92 4780 ① 60 92 8154 ① 60 90 5538 ② | 60 92 8154 ① |
| 1.6 16V (ch.) JP03 / 0B / 0U / 0V | 60 92 4315 | - | 60 92 4780 ① 60 92 8154 ① 60 90 5538 ② | 60 92 8154 ① |

SWAG 60 90 5538

Ref.No. 77 01 205 812



AØ 52 IØ 25 B 37



① alle mit Scheibenbremse /
all with brake disc

② alle mit Trommelbremse /
all with drum brake

SWAG 60 92 4313

Ref.No. 77 01 207 676



AØ 77 IØ 42 B 39

SWAG 60 92 4315

Ref.No. 77 01 207 677



AØ 77 IØ 42 B 37

SWAG 60 92 4780

Ref.No. 77 01 208 058




AØ 55 IØ 25 B 45

SWAG 60 92 8154

Ref.No. 77 01 207 823 SK



AØ 240 LK Ø100 x 4



| Rapid (F40) (1985 → 1998) | | | | | |
|---|-----------|------------|---|------------|---|
| 1.1 (ch.) F40T | → 10/1996 | 60 90 5526 | - | 60 91 9897 | - |
| | 10/1996 → | 60 90 5528 | - | 60 91 9897 | - |
| 1.2 (ch.) F40F / 40A | → 10/1996 | 60 90 5526 | - | 60 91 9897 | - |
| | 10/1996 → | 60 90 5528 | - | 60 91 9897 | - |
| 1.4 (ch.) F40D / 40M / 40S / 40U / 40V | → 10/1996 | 60 90 5526 | - | 60 91 9897 | - |
| | 10/1996 → | 60 90 5528 | - | 60 91 9897 | - |
| 1.9 D (ch.) F40E / 40N / 40P / 40R / G40B / 40C | → 10/1996 | 60 90 5526 | - | 60 91 9897 | - |
| | 10/1996 → | 60 90 5528 | - | 60 91 9897 | - |

| R5 (1985 → 1991) | | | | | |
|---------------------|--|------------|---|--|---|
| 1.0 → 1.6 | | 60 90 5526 | - | 60 90 5537 ¹ 60 90 5538 ² | - |

| R9 / R11 (L42/B/C37) (1982 → 1989) | | | | | |
|---------------------------------------|--|------------|---|------------|---|
| 1.0 → 1.6 | | 60 90 5526 | - | 60 90 5538 | - |



i ¹ alle mit Scheibenbremse / all with brake disc

² alle mit Trommelbremse / all with drum brake





R19 / R19 Cabrio (B/C35)

(1989 → 1995)

1.2 / 1.7 / 1.8 / 1.9 D

60 90 5528

60 90 9321

60 90 5537 ①
60 90 5538 ②

-

R21 (B48)

1986 → 1994)

1.4 / 1.7 / 1.9 D

60 90 5528

60 90 9321

-

-

Safrane (B54)

(1992 → 2000)

alle / all

60 91 9807

-

-

-



① alle mit Scheibenbremse /
all with brake disc

② alle mit Trommelbremse /
all with drum brake

SWAG 60 90 5528
Ref.No. 77 01 205 779



AØ 72 IØ 37 B 37

SWAG 60 90 5537
Ref.No. 77 01 463 523



AØ 52 IØ 25 B 37

SWAG 60 90 5538
Ref.No. 77 01 205 812



AØ 52 IØ 25 B 37

SWAG 60 90 9321
Ref.No. 82 00 208 332




AØ 37 LK Ø 100 x 4

SWAG 60 91 9807
Ref.No. 77 01 205 780



AØ 84 IØ 40 B 38



| Model | Part 1 | Part 2 | Part 3 | Part 4 |
|--|------------|--------|--|------------------------------|
| Scenic 2 (JM) (2002 →) | | | | |
| 1.4 16 V (ch.) JM0B / 0H / 1A / 1S | 60 92 4313 | - | 60 92 4781 ① 60 92 8155 ① 60 92 8156 ② | 60 92 8155 ① 60 92 8156 ② |
| 1.5 D (ch.) JM02 / 0F / 0T / 13 / 1E / 1F | 60 92 4313 | - | 60 92 4781 ① 60 92 8155 ① 60 92 8156 ② | 60 92 8155 ① 60 92 8156 ② |
| 1.6 16 V (ch.) JM0C / 0J / 0Y / 1B / 1R / 1Y | 60 92 4313 | - | 60 92 4781 ① 60 92 8155 ① 60 92 8156 ② | 60 92 8155 ① 60 92 8156 ② |
| 1.9 D (ch.) JM0G / 12 / 14 / 1D / 1G | 60 92 4313 | - | 60 92 4781 ① 60 92 8155 ① 60 92 8156 ② | 60 92 8155 ① 60 92 8156 ② |
| 2.0 16 V (ch.) JM05 / 0U / 0W / 1M / 1N / 1T / 1U | 60 92 4313 | - | 60 92 4781 ① 60 92 8155 ① 60 92 8156 ② | 60 92 8155 ① 60 92 8156 ② |
| 2.0 D (ch.) JM1K | - | - | 60 92 4781 ① 60 92 8155 ① 60 92 8156 ② | 60 92 8155 ① 60 92 8156 ② |

| Model | Part 1 | Part 2 | Part 3 | Part 4 |
|-----------------------------------|--------|--------|------------|--------|
| Traffic 1 (1989 → 2001) | | | | |
| (ex.) 4x4 | - | - | 60 91 1418 | - |

SWAG 60 91 1418
Ref.No. 50 00 388 284 S

AØ 72 IØ 35 B 25,5
AØ 52 IØ 25 B 19,5

i ① (ex.) Grand Scenic
② Grand Scenic

SWAG 60 92 4313
Ref.No. 77 01 207 676

AØ 77 IØ 42 B 39

SWAG 60 92 4781
Ref.No. 77 01 208 059

AØ 55 IØ 25 B 45

SWAG 60 92 8155
Ref.No. 77 01 207 898 SK

AØ 270 LK Ø 100 x 4

SWAG 60 92 8156
Ref.No. 77 01 208 230 SK

AØ 274 LK Ø 100 x 4



Traffic 2 (JL/FL/EL) (2001 →)

| | | | | | |
|-----------|-----|------------|---|--------------------------|---|
| → 11/2002 | ABS | 60 92 3330 | - | 60 92 2864 60 92 8151 | - |
| 11/2002 → | ABS | 60 92 3331 | - | 60 92 2864 60 92 8151 | - |

Twingo 1 (C06) (1992 → 2007)

| | | | | | |
|------------|--|------------|------------|------------|---|
| alle / all | | 60 90 5526 | 60 90 9322 | 60 90 5538 | - |
|------------|--|------------|------------|------------|---|

Twingo 2 (CNO / GNO) (2007 →)

| | | | | | |
|---|--|------------|---|--------------|---|
| 1.2 (ch.) CN0D / GN0D | | 60 92 4315 | - | 60 90 5538 ⓘ | - |
| 1.2 16V (ch.) CN0A / CN0C / CN0K / CN0P / CN0V / GN0C | | 60 92 4315 | - | 60 90 5538 ⓘ | - |
| 1.5 D (ch.) CN0E / GN0E | | 60 92 4315 | - | 60 90 5538 ⓘ | - |

Vel Satis (BJ0) (2002 →)

| | | | | | |
|------------|--|------------|---|---|---|
| alle / all | | 60 92 3331 | - | - | - |
|------------|--|------------|---|---|---|



ⓘ SWAG 60 90 5538 alle / all Twingo 2 (CNO / GNO)

SWAG 60 90 5526
Ref.No. 77 01 205 778



AØ 65 IØ 35 B 35

SWAG 60 90 5538
Ref.No. 77 01 205 812



AØ 52 IØ 25 B 37

SWAG 60 90 9322
Ref.No. 77 00 719 140



AØ 35 LK Ø100 x 4

SWAG 60 92 2864
Ref.No. 77 01 206 849



AØ 68 IØ 25 B 48

SWAG 60 92 3330
Ref.No. 77 01 206 847



AØ 86 IØ 45 B 39

SWAG 60 92 3331
Ref.No. 77 01 208 427



AØ 88 IØ 45 B 39

SWAG 60 92 4315
Ref.No. 77 01 207 677




AØ 77 IØ 42 B 37

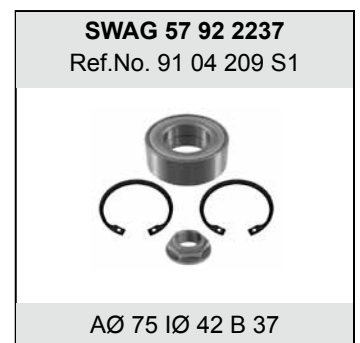
SWAG 60 92 8151
Ref.No. 77 11 130 076



AØ 280 LK Ø 118 x 5



| | | | | | |
|--------------------------------|-------------------|--------------------------|------------|------------|------------|
| 900 I (1978 → 1994) | | | | | |
| 1986 → | | 57 92 2235 57 92 2237 | - | - | - |
| 900 II (1993 → 1998) | | | | | |
| alle / all | | 57 91 9652 | - | 40 91 4694 | 40 91 4694 |
| 9-3 I (1998 → 2003) | | | | | |
| alle / all | | 57 91 9652 | - | 40 91 4694 | 40 91 4694 |
| 9-3 II (2002 →) | | | | | |
| alle / all | | 40 92 3377 | 40 92 3377 | 40 92 6675 | 40 92 6675 |
| 9-5 (1997 →) | | | | | |
| alle / all | → 2001 | 57 91 9652 | - | - | - |
| | (ch.) W 3055299 → | - | - | 40 91 4694 | 40 91 4694 |





Alhambra / 4-motion (7V) (1996 →)

alle / all

32 91 9920

32 92 2554

32 91 9922

32 92 2554

Altea (5P) (2004 →)

alle / all

32 92 6378 ①
30 92 7342 ①

32 92 6378 ①
30 92 7342 ①

32 92 6380

32 92 6380

32 92 6377 ②
30 92 7317 ②

32 92 6377 ②
30 92 7317 ②

32 92 6380

32 92 6380

Arosa (6H) (1997 → 2004)

alle / all

(ch.) → 6H-X-027500

-

32 90 1902

99 90 3674
30 85 0001

30 92 8168

(ch.) 6H-X-027501 →

-

32 90 1902

30 92 8168

30 92 8168



① Bremsscheiben Ø / brake disc Ø
280 x 22 PR- 1ZF

② Bremsscheiben Ø / brake disc Ø
288 x 22 PR- 1ZE

SWAG 30 92 7317
Ref.No. 1T0 498 621



AØ 136 LKØ 107 x 5

SWAG 30 92 7342
Ref.No. 1K0 498 621



AØ 136 LKØ 108 x 5

SWAG 30 92 8168
Ref.No. 6X0 598 477



AØ 120 LKØ 100 x 4

SWAG 32 90 1902
Ref.No. 6N0 407 613



AØ 35 LKØ 100 x 4

SWAG 32 91 9920
Ref.No. 7M3 498 625



AØ 80 IØ 43 B 38

SWAG 32 91 9922
Ref.No. 7M3 598 625



AØ 80 IØ 43 B 38

SWAG 32 92 2554
Ref.No. 7M0 501 655 D



AØ 141 LKØ 112 x 5

SWAG 32 92 6380
Ref.No. 1K0 598 611




AØ 136 LKØ 108 x 5

SWAG 99 90 3674
Ref.No. 191 598 625



AØ 50 IØ 29 B 15
AØ 40 IØ 17,5 B 15



Cordoba (6K) (1993 → 1999)

| | | | | | |
|------------|-----------|------------|------------|--------------------------|--------------|
| alle / all | (ex.) ABS | 30 90 3662 | 99 90 3368 | 99 90 3674 30 85 0001 | 30 92 8168 ⓘ |
| | ABS | 30 90 3662 | 32 90 1901 | 99 90 3674 30 85 0001 | 30 92 8168 ⓘ |

Cordoba (6L) (2002 →)

| | | | | |
|------------|------------|------------|------------|------------|
| alle / all | 32 92 4414 | 32 92 4414 | 32 92 4224 | 32 92 4224 |
|------------|------------|------------|------------|------------|

Ibiza I (02) (1984 → 1993)

| | | | | |
|------------|------------|---|---|---|
| alle / all | 34 90 5982 | - | - | - |
|------------|------------|---|---|---|

Ibiza (6K) (1993 → 2002)

| | | | | | |
|------------|-----------|------------|------------|--------------------------|--------------|
| alle / all | (ex.) ABS | 30 90 3662 | 99 90 3368 | 99 90 3674 30 85 0001 | 30 92 8168 ⓘ |
| | ABS | 30 90 3662 | 32 90 1901 | 99 90 3674 30 85 0001 | 30 92 8168 ⓘ |



ⓘ (ch.) 6K-X-290 001 →
(ch.) 6K-X-400 000 →

SWAG 30 90 3662
Ref.No. 357 498 625 B

AØ 72 IØ 40 B 37

SWAG 30 92 8168
Ref.No. 6X0 598 477

AØ 120 LKØ 100 x 4

SWAG 32 90 1901
Ref.No. 357 407 613 B

AØ 40 LKØ 100 x 4

SWAG 32 92 4224
Ref.No. 6Q0 598 611

AØ 120 LKØ 97 x 5

SWAG 32 92 4414
Ref.No. 6Q0 407 621 AD

AØ 126 LKØ 97 x 5

SWAG 34 90 5982
Ref.No. SE021140301A

AØ 68 IØ 35 B 37

SWAG 99 90 3368
Ref.No. 357 407 615

AØ 40 LKØ 100 x 4

SWAG 99 90 3674
Ref.No. 191 598 625

AØ 50 IØ 29 B 15
AØ 40 IØ 17,5 B 15



Ibiza (6L)

(2002 →)

alle / all

-

32 92 4414

-

32 92 4224

Inca (9K)

(1996 → 2001)

alle / all

(ex.) ABS

30 90 3662

99 90 3368

-

30 92 8376 ①

ABS

30 90 3662

32 90 1901

-

30 92 8376 ①

Leon / 4x4 (1M1)

(1999 → 2005)

alle / all (ex.) 1.8 (mot.) BAM

30 91 4250

32 92 2512 ②

-

32 92 4236

1.8 (mot.) BAM

32 92 3370

32 92 2512

-

32 92 4236

SWAG 30 90 3662

Ref.No. 357 498 625 B



AØ 72 IØ 40 B 37



① (ch.) 9K-X-023 409 →

② (ch.) 1M-3-054 800 →

SWAG 30 92 8376

Ref.No. 6K9 501 477



AØ 120 LKØ 100 x 4

SWAG 30 91 4250

Ref.No. 1J0 498 625



AØ 74 IØ 40 B 40

SWAG 32 90 1901

Ref.No. 357 407 613 B



AØ 40 LKØ 100 x 4

SWAG 32 92 2512

Ref.No. 1J0 407 613 G



AØ 120 LKØ 100 x 5

SWAG 32 92 3370

Ref.No. 8L0 498 625



AØ 74 IØ 40 B 40

SWAG 32 92 4224

Ref.No. 6Q0 598 611



AØ 120 LKØ 97 x 5

SWAG 32 92 4236

Ref.No. 1J0 598 477



AØ 120 LKØ 97 x 5

SWAG 32 92 4414

Ref.No. 6Q0 407 621 AD




AØ 126 LKØ 97 x 5

SWAG 99 90 3368

Ref.No. 357 407 615



AØ 40 LKØ 100 x 4



Leon (1P) (2005 →)

| | | | | |
|------------|------------------------------|------------------------------|------------|------------|
| alle / all | 32 92 6378 ① 30 92 7342 ① | 32 92 6378 ① 30 92 7342 ① | 32 92 6380 | 32 92 6380 |
| | 32 92 6377 ② 30 92 7317 ② | 32 92 6377 ② 30 92 7317 ② | 32 92 6380 | 32 92 6380 |

Malaga (02) (1985 → 1993)

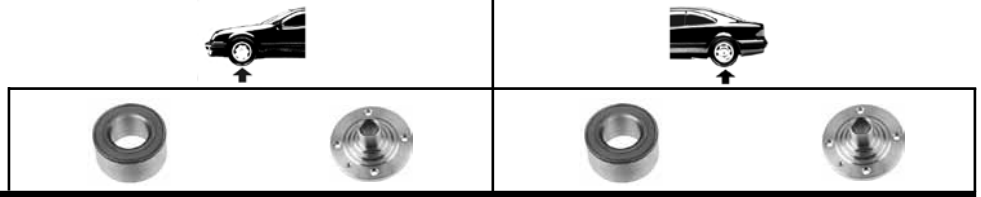
| | | | | |
|------------|------------|---|---|---|
| alle / all | 34 90 5982 | - | - | - |
|------------|------------|---|---|---|

Ronda (02) (1982 → 1988)

| | | | | |
|------------|------------|---|---|---|
| alle / all | 34 90 5982 | - | - | - |
|------------|------------|---|---|---|

- ① Bremsscheiben Ø / brake disc Ø 280 x 22 PR- 1ZF
- ② Bremsscheiben Ø / brake disc Ø 288 x 22 PR- 1ZE





Toledo I (1L)

(1991 → 1999)

| | | | | | |
|---|-----------|------------|------------|--------------------------|---|
| alle / all (ex.) 2.0 16V (mot.) ABF | (ex.) ABS | 30 90 3662 | 99 90 3368 | 99 90 3674 30 85 0001 | - |
| | ABS | 30 90 3662 | 32 90 1901 | 99 90 3674 30 85 0001 | - |
| 2.0 16V (mot.) ABF | | 30 90 8435 | 32 90 1298 | 99 90 3674 30 85 0001 | - |

Toledo II (1M2)

(1999 → 2005)

| | | | | |
|------------|------------|------------|------------|------------|
| alle / all | 30 91 4250 | 32 92 2512 | 32 92 4236 | 32 92 4236 |
|------------|------------|------------|------------|------------|

SWAG 30 85 0001
Ref.No. 191 598 625 SK

AØ 50 IØ 29 B 15
AØ 40 IØ 17,5 B 15

SWAG 30 90 3662
Ref.No. 357 498 625 B

AØ 72 IØ 40 B 37

SWAG 30 90 8435
Ref.No. 1H0 498 625

AØ 72 IØ 40 B 37

SWAG 30 91 4250
Ref.No. 1J0 498 625

AØ 74 IØ 40 B 40

SWAG 32 90 1298
Ref.No. 1H0 407 613 B

AØ - LKØ 100 x 5

SWAG 32 90 1901
Ref.No. 357 407 613 B

AØ 40 LKØ 100 x 4

SWAG 32 92 2512
Ref.No. 1J0 407 613 G

AØ 120 LKØ 100 x 5

SWAG 32 92 4236
Ref.No. 1J0 598 477


AØ 120 LKØ 97 x 5

SWAG 99 90 3368
Ref.No. 357 407 615

AØ 40 LKØ 100 x 4

SWAG 99 90 3674
Ref.No. 191 598 625

AØ 50 IØ 29 B 15
AØ 40 IØ 17,5 B 15



Toledo III (5P) (2004 →)

| | | | | |
|------------|------------------------------|------------------------------|------------|------------|
| alle / all | 32 92 6378 ❶ 30 92 7342 ❶ | 32 92 6378 ❶ 30 92 7342 ❶ | 32 92 3320 | 32 92 3320 |
| | 32 92 6377 ❷ 30 92 7317 ❷ | 32 92 6377 ❷ 30 92 7317 ❷ | 32 92 3320 | 32 92 3320 |



❶ Bremsscheiben Ø / brake disc Ø
280 x 22 PR- 1ZF

❷ Bremsscheiben Ø / brake disc Ø
288 x 22 PR- 1ZE

SWAG 30 92 7317
Ref.No. 1T0 498 621

AØ 136 LKØ 107 x 5

SWAG 30 92 7342
Ref.No. 1K0 498 621

AØ 136 LKØ 108 x 5

SWAG 32 92 3320
Ref.No. 1T0 598 611 B

AØ 136 LKØ 108 x 5

SWAG 32 92 6377
Ref.No. 1T0 498 621 SK

AØ 136 LKØ 107 x 5

SWAG 32 92 6378
Ref.No. 1K0 498 621 SK

AØ 136 LKØ 108 x 5



Fabia (6Y) (1999 → 2006)

| | | | | |
|--|----------------------------|----------------------------|----------------------------|--------------------------|
| 1.2 (mot.) AWY / BMD | 32 92 4414 30 92 4574 ⓘ | 32 92 4414 30 92 4574 ⓘ | 32 92 4224 | 32 92 4224 |
| 1.2 (mot.) AZQ (ch.) 6Y-5-411601 → | 32 92 4414 30 92 4574 ⓘ | 32 92 4414 30 92 4574 ⓘ | 32 92 4224 | 32 92 4224 |
| 1.4 (mot.) AME / ATZ / AUA / AUB / AZE / AZF / BBY / BBZ / BKY | 32 92 4414 30 92 4574 ⓘ | 32 92 4414 30 92 4574 ⓘ | 32 92 4224 | 32 92 4224 |
| 1.4 D (mot.) AMF (ch.) 6Y-5-411601 → | 32 92 4414 30 92 4574 ⓘ | 32 92 4414 30 92 4574 ⓘ | 32 92 4224 | 32 92 4224 |
| 1.9 D (mot.) ASY / ASZ / ATD | → (ch.) 6Y-5-411600 | 32 92 4414 30 92 4574 ⓘ | 32 92 4414 30 92 4574 ⓘ | 32 92 4224 32 92 4224 |
| | (ch.) 6Y-5-411601 → | 32 92 4414 30 92 4574 ⓘ | 32 92 4414 30 92 4574 ⓘ | 32 92 4224 32 92 4224 |
| 2.0 (mot.) AZL | → (ch.) 6Y-5-411600 | 32 92 4414 30 92 4574 ⓘ | 32 92 4414 30 92 4574 ⓘ | 32 92 4224 32 92 4224 |
| | (ch.) 6Y-5-411601 → | 32 92 4414 30 92 4574 ⓘ | 32 92 4414 30 92 4574 ⓘ | 32 92 4224 32 92 4224 |



ⓘ (ex.) servo

SWAG 30 92 4574

Ref.No. 6Q0 407 621 BK



AØ 120 LKØ 96 x 5

SWAG 32 92 4224

Ref.No. 6Q0 598 611




AØ 120 LKØ 97 x 5

SWAG 32 92 4414

Ref.No. 6Q0 407 621 AD



AØ 126 LKØ 97 x 5



| | | | | | |
|--|--------|------------|------------|--------------------------|--------------------------|
| Octavia / 4x4 (1U) (1997 → 2004) | | | | | |
| alle / all (ex.) 4x4 | | 30 91 4250 | 32 92 2512 | 99 90 9521 32 92 4236 | 99 90 9521 32 92 4236 |
| 4x4 | → 2000 | 30 91 4250 | 32 92 2512 | - | 32 92 2512 |

| | | | | | |
|--|--|--|--|------------------------------|------------------------------|
| Octavia / 4x4 (1Z) (2004 →) | | | | | |
| alle / all (ex.) 4x4 | | 32 92 6377 ① 30 92 7317 ① 30 92 7342 ② | 32 92 6377 ① 30 92 7317 ① 30 92 7342 ② | 32 92 3320 ③ | 32 92 3320 ③ |
| 4x4 | | 32 92 6377 ① 30 92 7317 ① 30 92 7342 ② | 32 92 6377 ① 30 92 7317 ① 30 92 7342 ② | 32 92 6377 ④ 30 92 7317 ④ | 32 92 6377 ④ 30 92 7317 ④ |



① **Bremsscheiben Ø / brake disc Ø**
288 x 25 PR 1ZE
(ch.) → 1 Z-52121646
(ch.) → 1 Z-58052421

② **PR 1ZC / 1ZF**
(ch.) → 1 Z-52121647
(ch.) → 1 Z-58052422

③ (ch.) 1 Z-4-000 001 →

④ **PR 1UF**
(ch.) → 1 7A152839 / → 1 7B154380
(ch.) → 1 72163818 / → 1 78035299





Superb (3U)

(2002 →)

| | | | | |
|--|--------------------------|--------------------------|------------|------------|
| 1.8 (mot.) AWT (ch.) → 3U-6-104144 | 32 92 4366 | 30 92 4947 | 32 91 9386 | 32 91 9386 |
| 1.9 TDI (mot.) AWX | 99 90 5913 | 32 91 8344 | 32 91 9386 | 32 91 9386 |
| 1.9 TDI (mot.) AVB (ch.) → 3U-6-104144 | 32 92 4366 | 30 92 4947 | 32 91 9386 | 32 91 9386 |
| 2.0 (mot.) AZM / BSS / BWW (ch.) → 3U-6-104144 | 32 92 4366 | 30 92 4947 | 32 91 9386 | 32 91 9386 |
| 2.5 TDI (mot.) AYM / BDG | 99 90 5913 | 32 91 8344 | 32 91 9386 | 32 91 9386 |
| 2.8 (mot.) AMX / BBG | 99 90 5913 | 32 91 8344 | 32 91 9386 | 32 91 9386 |
| alle / all 2008 → | 32 92 6377 30 92 7317 | 32 92 6377 30 92 7317 | 32 91 9386 | 32 91 9386 |

SWAG 30 92 4947

Ref.No. 8D0 407 615 E



AØ 130 LKØ 108 x 5

SWAG 30 92 7317

Ref.No. 1T0 498 621



AØ 136 LKØ 107 x 5

SWAG 32 91 8344

Ref.No. 4A0 407 615 G



AØ 130 LKØ 112 x 5

SWAG 32 91 9386

Ref.No. 8E0 501 611 J



AØ 131 LKØ 108 x 5

SWAG 32 92 4366

Ref.No.4B0 498 625



AØ 75 IØ 41 B 37

SWAG 32 92 6377

Ref.No. 1T0 498 621 SK



AØ 136 LKØ 107 x 5

SWAG 99 90 5913

Ref.No.4A0 498 625



AØ 82 IØ 43 B 37

passend für / to fit

SMART



Smart (BM450/452)
(2000 → 2006)

alle / all

12 92 8230

12 92 8230

12 92 8314

12 92 8314





Swift III (2005 →)

1.6 M16A

30 92 8192

-

-

-

SX4 (2006 →)

alle / all

30 92 8192

-

-

-

SX4 4WD (2006 →)

alle / all

30 92 8192

-

-


-

SWAG 30 92 8192

Ref.No. 43440-80J00-000



AØ 89 IØ 45 Br 39



| | | | | |
|---------------------------------------|-------------------|-------------------|-------------------|---|
| Avalon (2000 →) | | | | |
| MCX 10 | 81 92 7313 | 81 92 8249 | - | - |
| Avensis (T22) (1997 → 2003) | | | | |
| 1.6 / 1.8 / 2.0 / 2.0 D | 81 92 4716 | - | - | - |
| Avensis (T25) (2003 →) | | | | |
| alle / all | 81 92 4716 | - | - | - |
| Camry (V1) (1982 → 1986) | | | | |
| alle / all | - | - | 81 92 7312 | - |
| 1.8 | 81 92 4717 | - | 81 92 7312 | - |





Camry (V2) (1986 → 1991)

alle / all

-

-

81 92 7312

-

2.0 / 2.5

81 92 4717

-

81 92 7312

-

Camry (V10) (1991 → 1996)

alle / all

81 92 7313

81 92 8239

81 92 7312

-

Camry (V20) 1996 → 2001)

alle / all

81 92 7313

81 92 8239

-

-

Camry (V30) (2001 →)

alle / all

81 92 7313

81 92 8249

-

-

Camry (V36) (2002 → 2004)

alle / all

81 92 7313

81 92 8249

-

-

SWAG 81 92 4717
Ref.No.90369-38003



AØ 74 IØ 38 B 36

SWAG 81 92 7312
Ref.No.90369-30044



AØ 63 IØ 30 B 42

SWAG 81 92 7313
Ref.No. 90369-43008



AØ 82 IØ 43 B 45

SWAG 81 92 8239
Ref.No. 43502-32070




AØ 139,9 LK Ø114 x 5

SWAG 81 92 8249
Ref.No. 43502-33030



AØ 139 LK Ø114 x 5



| | | | | |
|--|------------|------------|------------|---|
| Carina 2 (T15) (1983 → 1987) | | | | |
| alle / all | - | - | 81 92 7312 | - |
| Carina 2 (T17) (1987 → 1992) | | | | |
| alle / all | - | - | 81 92 7312 | - |
| 1.6 / 2.0 | 81 92 4717 | - | 81 92 7312 | - |
| Carina E (T19) (1992 → 1996) | | | | |
| alle / all | - | 81 92 8247 | - | - |
| 1.6 / 2.0 | 81 92 4717 | 81 92 8247 | - | - |
| Celica (T16) (1985 → 1989) | | | | |
| alle / all | 81 92 4717 | - | 81 92 7312 | - |
| 1.6 / 2.0 | 81 92 4717 | - | - | - |





Celica (T18)

(1989 → 1993)

alle / all (ex.) 2.0

81 92 4717

-

81 92 7312

-

2.0

81 92 4717

-

81 92 4717

-

Celica (T20)

(1993 → 1999)

2.0

81 92 4717

-

81 92 4717

-

Corolla (E8)

(1983 → 1987)

alle / all

81 92 4717

-

81 92 7314

-

Corolla (E9)

(1987 → 1992)

alle / all → 1991

-

-

81 92 7314

-

1.3 / 1.6 / 1.8 → 1991

81 92 4770

-

81 92 7314

-

1.3 / 1.6 / 1.8 1991 →

81 92 4770

-

81 92 4631

-

SWAG 81 92 4631
Ref.No. 42409-19015



AØ 72 IØ 35 B 45

SWAG 81 92 4717
Ref.No.90369-38003



AØ 74 IØ 38 B 36

SWAG 81 92 4770
Ref.No.90363-38006



AØ 72 IØ 38 B 36

SWAG 81 92 7312
Ref.No.90369-30044




AØ 63 IØ 30 B 42

SWAG 81 92 7314
Ref.No. 90369-28006



AØ 61 IØ 28 B 41



Corolla (E10) (1992 → 1997)

| | | | | |
|----------------------|------------|------------|------------|---|
| alle / all | - | 81 92 8240 | 81 92 4631 | - |
| 1.3 / 1.3 12 V / 1.8 | 81 92 4770 | 81 92 8240 | 81 92 4631 | - |
| 2.0 D (mot.) CE100 | 81 92 4770 | 81 92 8240 | 81 92 4631 | - |

Corolla (E11) (1997 → 2002)

| | | | | |
|-------------------------|--------------|------------|------------|---|
| 1.6 / 1.8 / 2.0 / 2.0 D | 81 92 4716 ⓘ | 81 92 8240 | 81 92 4631 | - |
| 1.4 / 1.6 / 1.9 / 2.0 | 81 92 4770 ⓘ | 81 92 8240 | 81 92 4631 | - |

Corolla (E12) (2002 → 2004)

| | | | | |
|-------------------------|------------|---|---|---|
| 1.4 / 1.6 / 2.0 / 2.0 D | 81 92 4716 | - | - | - |
|-------------------------|------------|---|---|---|



ⓘ Abmessungen beachten / please note dimension

SWAG 81 92 4631
Ref.No. 42409-19015

AØ 72 IØ 35 B 45

SWAG 81 92 4716
Ref.No.90080-36087

AØ 74 IØ 40 B 42

SWAG 81 92 4770
Ref.No.90363-38006

AØ 72 IØ 38 B 36

SWAG 81 92 8240
Ref.No. 43502-12090

AØ 125 LK Ø100 x 4



Corona (T15)

(1983 → 1987)

1.6 / 1.8 / 2.0

81 92 4717

-

81 92 7312

-

Dyna 100

(1985 → 2001)

alle / all

81 92 7479

-

-

-

Hiace

(1987 → 2005)

alle / all

81 92 7479

-

-

-

Hilux

(1986 → 1998)

alle / all

81 92 7479

-

-

-

Echo / Verso

(1999 → 2005)

alle / all

81 92 7148

81 92 8248

-

-

SWAG 81 92 4717
Ref.No.90369-38003



AØ 74 IØ 38 B 36

SWAG 81 92 7148
Ref.No.90369-38021



AØ 71 IØ 37 B 40

SWAG 81 92 7312
Ref.No.90369-30044



AØ 63 IØ 30 B 42

SWAG 81 92 7479
Ref.No. 90368-34001S1




AØ 65 IØ 35 B 19
AØ 50 IØ 21 B 19

SWAG 81 92 8248
Ref.No. 43502-52010



AØ 125 LK Ø100 x 4



| | | | | | |
|-----------------------------|--------|-------------------|---|-------------------|---|
| MR2 (1984 → 1999) | | | | | |
| 1.6 16V (mot.) AW11 | → 1989 | 81 92 7314 | - | 81 92 4717 | - |
| 2.0 16V (mot.) SW 20 / 21 | 1989 → | 81 92 7312 | - | 81 92 7313 | - |

| | | | | | |
|-------------------------------|--|---|---|-------------------|---|
| Paseo (1991 → 1999) | | | | | |
| alle / all | | - | - | 81 92 7146 | - |

| | | | | | |
|---|--|-------------------|-------------------|-------------------|---|
| RAV 4 (SXA 10/11) (1994 → 2000) | | | | | |
| alle / all | | 81 92 4717 | 81 92 8246 | 81 92 7315 | - |

| | | | | | |
|---------------------------|--|-------------------|---|-------------------|---|
| Scion (2003 →) | | | | | |
| alle / all | | 81 92 7148 | - | 81 92 7314 | - |

SWAG 81 92 4717
Ref.No.90369-38003

AØ 74 IØ 38 B 36

SWAG 81 92 7146
Ref.No. 90366-27001S1

AØ 49 IØ 27 B 15
AØ 40 IØ 17 B 15

SWAG 81 92 7148
Ref.No.90369-38021

AØ 71 IØ 37 B 40

SWAG 81 92 7312
Ref.No.90369-30044

AØ 63 IØ 30 B 42

SWAG 81 92 7314
Ref.No. 90369-28006

AØ 61 IØ 28 B 41

SWAG 81 92 7315
Ref.No. 42409-42010

AØ / IØ 38 B 58

SWAG 81 92 8246
Ref.No. 43502-42010

AØ 140 LK Ø114 x 5



Solara

(1998 → 2002)

| | | | | | |
|---------------|--------|---|-------------------|---|---|
| MCV20 | 2001 → | - | 81 92 8249 | - | - |
| ACV20 / SXV20 | | - | 81 92 8239 | - | - |

Soluna

(1996 →)

| | | | | | |
|------------|--|---|---|-------------------|---|
| alle / all | | - | - | 81 92 7146 | - |
|------------|--|---|---|-------------------|---|

Starlet (P8/9)

(1989 → 1999)

| | | | | | |
|------------|--|---|---|-------------------|---|
| alle / all | | - | - | 81 92 7146 | - |
|------------|--|---|---|-------------------|---|

Tercel

(1983 → 1999)

| | | | | | |
|------------|--------|---|---|-------------------|---|
| alle / all | → 1987 | - | - | 81 92 7314 | - |
| | 1990 → | - | - | 81 92 7146 | - |

Yaris

(1999 → 2005)

| | | | | | |
|------------|--|-------------------|-------------------|---|---|
| alle / all | | 81 92 7148 | 81 92 8248 | - | - |
|------------|--|-------------------|-------------------|---|---|

SWAG 81 92 7146

Ref.No. 90366-27001S1



AØ 49 IØ 27 B 15
AØ 40 IØ 17 B 15

SWAG 81 92 7148

Ref.No.90369-38021



AØ 71 IØ 37 B 40

SWAG 81 92 7314

Ref.No. 90369-28006




AØ 61 IØ 28 B 41

SWAG 81 92 8248

Ref.No. 43502-52010



AØ 125 LK Ø100 x 4



Astra (1979 → 1984)

| | | | | |
|-------------------|------------|------------|--------------------------|---|
| 1.1 / 1.2 / 1.3 | 40 90 3096 | 40 90 3106 | 40 85 0001 40 85 0002 | - |
| 1.6 / 1.6 D / 1.8 | 40 90 3189 | 40 90 3104 | 40 85 0001 40 85 0002 | - |

Astra Mk II (1985 → 1993)

| | | | | |
|---|--------------------------|------------|--------------------------|------------------------------|
| 1.0 / 1.2 / 1.3 / 1.6 (ex.) 1.6 D / DA / S | 40 90 4799 40 90 3096 | 40 90 3106 | 40 85 0001 40 85 0002 | 40 90 2843 ① 40 90 2895 ② |
| 1.6 D / DA / S | 40 90 3189 | 40 90 3104 | 40 85 0001 40 85 0002 | 40 90 2843 ① 40 90 2895 ② |
| 1.7 D / TD | 40 90 3189 | 40 90 3104 | 40 85 0001 40 85 0002 | 40 90 2843 ① 40 90 2895 ② |
| 1.8 / 2.0 | 40 90 3189 | 40 90 3104 | 40 85 0001 40 85 0002 | 40 90 2843 ① 40 90 2895 ② |

SWAG 40 85 0001
Ref.No. 90005147

AØ 50 IØ 29 B 15
AØ 40 IØ 17 B 15

i ① (ex.) ABS / ② ABS

SWAG 40 85 0002
Ref.No. 90486463

AØ 50 IØ 29 B 15
AØ 40 IØ 17 B 14

SWAG 40 90 2843
Ref.No. 09120128

AØ 136 LkØ 100 x 4

SWAG 40 90 2895
Ref.No. 09120129

AØ 136 LkØ 100 x 4

SWAG 40 90 3096
Ref.No. 90486458

AØ 64 IØ 34 B 37

SWAG 40 90 3104
Ref.No. 90251816

AØ 120 LkØ 100 x 4

SWAG 40 90 3106
Ref.No. 90498610

AØ 120 LkØ 100 x 4

SWAG 40 90 3189
Ref.No. 90486460

AØ 72 IØ 39 B 37

SWAG 40 90 4799
Ref.No. 90510544

AØ 66 IØ 34 B 37



Astra Mk III (1992 → 1998)

1.4
(mot.) 14NV / C14NZ / 14SE / C14SE

40 90 3096 ❶
40 90 4799 ❷

40 90 3104 ❸
40 90 3106 ❹
40 90 3975 ❺

40 90 2843 ❻
40 90 2895 ❼

40 90 2843 ❻
40 90 2895 ❼

❶ (ch.) → P 8999999

❷ (ch.) R 2000001 →

❸ 33 Zähne / teeth

❹ 22 Zähne / teeth

❺ 22 Zähne und Radlageraufnahme 39 mm /
22 teeth and wheel bearing consumption 39 mm

❻ ABS

❼ (ex.) ABS



SWAG 40 90 2843
Ref.No. 09120128



AØ 136 LkØ 100 x 4

SWAG 40 90 2895
Ref.No. 09120129



AØ 136 LkØ 100 x 4

SWAG 40 90 3096
Ref.No. 90486458



AØ 64 IØ 34 B 37

SWAG 40 90 3104
Ref.No. 90251816



AØ 120 LkØ 100 x 4

SWAG 40 90 3106
Ref.No. 90498610



AØ 120 LkØ 100 x 4

SWAG 40 90 3975
Ref.No. 90468645




AØ 136 LkØ 100 x 4

SWAG 40 90 4799
Ref.No. 90510544



AØ 66 IØ 34 B 37



Astra Mk III (1992 → 1998)

| | | | | | |
|---|--|--|--|--|--|
| 1.6 (mot.) LZ2 / NZ2 | | 40 90 4838 | 40 90 3104 ③ 40 90 3106 ④ | 40 90 2895 ⑤ 40 90 2843 ⑥ | 40 90 2895 ⑤ 40 90 2843 ⑥ |
| 1.6 (mot.) C16NZ / C16SE / X16SZR / X16SZ / X16XEL | | 40 90 3096 ① 40 90 4799 ② | 40 90 3104 ③ 40 90 3106 ④ | 40 90 2895 ⑤ 40 90 2843 ⑥ | 40 90 2895 ⑤ 40 90 2843 ⑥ |
| | | 40 90 3096 ⑦ 40 90 3189 ⑧ | 40 90 3104 ③ 40 90 3106 ④ | 40 90 2895 ⑤ 40 90 2843 ⑥ | 40 90 2895 ⑤ 40 90 2843 ⑥ |

① (ch.) → P 8999999

② (ch.) R 2000001 →

③ 33 Zähne / teeth

④ 22 Zähne / teeth


⑤ (ex.) ABS

⑥ ABS

⑦ (ch.) P 5077915 → P 8999999

⑧ (ch.) → P 5077914 / → NE 2999999





Astra Mk III

(1992 → 1998)

| | | | | |
|--|------------------------------|------------------------------|------------------------------|------------------------------|
| 1.7 D / TD (mot.) 17DR / 17TD / X17DTL | 40 90 3189 ① 40 90 4838 ② | 40 90 3104 ③ 40 90 3106 ④ | 40 90 2895 ⑤ 40 90 2843 ⑥ | 40 90 2895 ⑤ 40 90 2843 ⑥ |
| 1.8 | 40 90 3189 ① 40 90 4838 ② | 40 90 3104 ③ 40 90 3106 ④ | 40 90 2895 ⑤ 40 90 2843 ⑥ | 40 90 2895 ⑤ 40 90 2843 ⑥ |
| 2.0 (ex.) (mot.) 20 XE Caravan | 40 90 3189 ① 40 90 4838 ② | 40 90 3104 ③ 40 90 3106 ④ | 40 90 2895 ⑤ 40 90 2843 ⑥ | 40 90 2895 ⑤ 40 90 2843 ⑥ |
| 2.0 Caravan (mot.) 20XE | 40 90 3189 ① 40 90 4838 ② | 40 90 3104 ③ 40 90 3106 ④ | 40 90 2843 ⑥ | 40 90 2843 ⑥ |

① (ch.) → S 8999999
(ch.) → SP 999999

② (ch.) T 2000001 →
(ch.) TP 000001 →



③ 33 Zähne / teeth

④ 22 Zähne / teeth

⑤ (ex.) ABS

⑥ ABS

SWAG 40 90 3104
Ref.No. 90251816



AØ 120 LkØ 100 x 4

SWAG 40 90 3106
Ref.No. 90498610



AØ 120 LkØ 100 x 4

SWAG 40 90 2843
Ref.No. 09120128



AØ 136 LkØ 100 x 4

SWAG 40 90 2895
Ref.No. 09120129



AØ 136 LkØ 100 x 4

SWAG 40 90 3189
Ref.No. 90486460




AØ 72 IØ 39 B 37

SWAG 40 90 4838
Ref.No. 90425658



AØ 74 IØ 39 B 39



Astra Mk IV (1998 → 2004)

| | | | | | |
|--------------|-----------|--------------------------|--------------------------|------------|------------|
| 1.2 - 1.7 TD | (ex.) ABS | 40 91 4611 | 40 91 4611 | 40 90 2895 | 40 90 2895 |
| | ABS | 99 91 4615 | 99 91 4615 | 40 90 2843 | 40 90 2843 |
| | (ex.) ABS | 40 91 4619 | 40 91 4619 | - | - |
| | ABS | 99 91 4623 40 92 4164 | 99 91 4623 40 92 4164 | - | - |
| 1.8 - 2.2 TD | (ex.) ABS | 40 91 4611 | 40 91 4611 | 40 90 2895 | 40 90 2895 |
| | ABS | 99 91 4615 | 99 91 4615 | 40 90 2843 | 40 90 2843 |
| | (ex.) ABS | 40 91 4619 | 40 91 4619 | - | - |
| | ABS | 99 91 4623 40 92 4164 | 99 91 4623 40 92 4164 | 40 91 4694 | 40 91 4694 |





Astra MkV

(2004 →)

| | | | | |
|--|------------|------------|--------------------------|--------------------------|
| alle / all 4-Lochfelge / 4-hole rim | 40 92 7385 | 40 92 7385 | 40 92 7384 | 40 92 7384 |
| 1.2 / 1.3 TD / 1.4 / 1.6 / 1.8 5-Lochfelge / 5-hole rim | 40 92 7386 | 40 92 7386 | 40 92 7382 | 40 92 7382 |
| (mot.) Z17DTL / Z17 DTH 5-Lochfelge / 5-hole rim | 40 92 7386 | 40 92 7386 | 40 92 7382 | 40 92 7382 |
| (mot.) Z17DTJ / Z17DTR / Z22YH | - | - | 40 92 7382 40 92 7384 | 40 92 7382 40 92 7384 |
| (mot.) Z19DTH / Z20LEH → 52083982 / 55084253 / 58055665 | 40 92 7386 | 40 92 7386 | 40 92 7382 40 92 7384 | 40 92 7382 40 92 7384 |
| (mot.) Z19DTH / Z20LEH 52083983 / 55084254 / 58055666 → | - | - | 40 92 7382 40 92 7384 | 40 92 7382 40 92 7384 |
| (mot.) Z19DTL / Z19DT / Z19DTJ → 62079978 / 65076709 / 68027072 | 40 92 7386 | 40 92 7386 | 40 92 7382 40 92 7384 | 40 92 7382 40 92 7384 |
| (mot.) Z19DTL / Z19DT / Z19DTJ 62079979 / 65076710 / 68027073 → | - | - | 40 92 7382 40 92 7384 | 40 92 7382 40 92 7384 |
| (mot.) Z20LEL / Z20LER → 62079978 / 65076709 / 68027072 | 40 92 7386 | 40 92 7386 | 40 92 7382 40 92 7384 | 40 92 7382 40 92 7384 |
| (mot.) Z20LEL / Z20LER 62079979 / 65076710 / 68027073 → | - | - | 40 92 7382 40 92 7384 | 40 92 7382 40 92 7384 |

SWAG 40 92 7382
Ref.No. 93178626



AØ 140 LkØ 105 x 5

SWAG 40 92 7384
Ref.No. 93178625



AØ 136 LkØ 100 x 4

SWAG 40 92 7385
Ref.No. 93178651

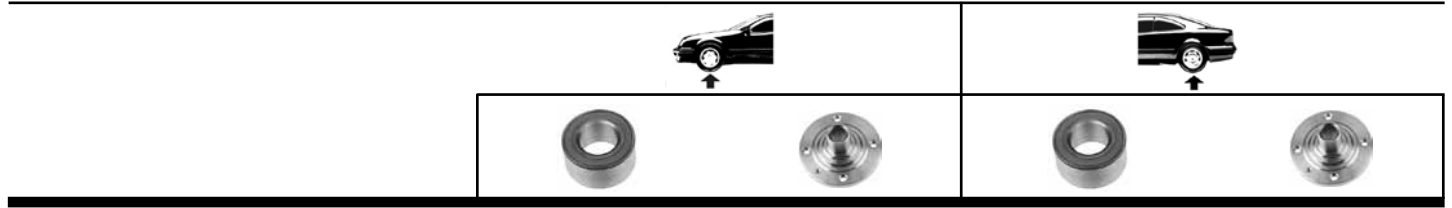


AØ 120 LkØ 100 x 4

SWAG 40 92 7386
Ref.No. 93178652



AØ 137 LkØ 105 x 5



| | | | | | |
|---------------------------------|---|------------------------------|------------------------------|------------|---|
| Calibra (1989 → 1997) | 2.0 (mot.) C20NE / C20XE / C20XEV | 40 90 3189 ❶ 40 90 4838 ❷ | 40 90 3104 ❶ 40 90 3965 ❷ | 40 90 1971 | - |
| | 2.0 (mot.) C20LET | 40 90 3189 ❸ 40 90 4838 ❹ | 40 90 3969 ❹ | 40 90 1971 | - |
| | 2.5 (mot.) C25LET | 40 90 4838 | 40 90 3969 | 40 90 1971 | - |



❶ (ch.) → S 1999999
(ch.) → S 9999999

❷ (ch.) T 1000001 →
(ch.) T 9000001 →

❸ (ch.) → N 1299999
(ch.) → N 9299999

❹ (ch.) P 1000001 →
(ch.) P 9000001 →

SWAG 40 90 1971
Ref.No. 90486468

AØ 74 IØ 37 B 45

SWAG 40 90 3104
Ref.No. 90251816

AØ 120 LkØ 100 x 4

SWAG 40 90 3189
Ref.No. 90486460

AØ 72 IØ 39 B 37

SWAG 40 90 3965
Ref.No. 90468646

AØ 120 LkØ 100 x 4

SWAG 40 90 3969
Ref.No. 90496444

AØ 137 LkØ 105 x 5

SWAG 40 90 4838
Ref.No. 90425658

AØ 74 IØ 39 B 39



Carlton

(1977 → 1986)

1.7 / 1.8 / 1.9 / 2.0

40 85 0001
40 85 0002

-

-

-

Carlton

(1987 → 1993)

1.8 / 2.0 / 2.3 (mot.) YD

40 90 6167

40 90 6167

40 90 1972

-

2.3 (mot.) DTR / YDT

40 90 6167

40 90 6167

40 90 1971

-

2.4 / 2.6 / 3.0 / 3.6

40 90 6167

40 90 6167

40 90 1971

-



❶ (ex.) ABS

❷ ABS

SWAG 40 85 0002
Ref.No. 90486463



AØ 50 IØ 29 B 15
AØ 40 IØ 17 B 14

SWAG 40 90 1971
Ref.No. 90486468



AØ 74 IØ 37 B 45

SWAG 40 90 1972
Ref.No. 90486461



AØ 72 IØ 39 B 37

SWAG 40 85 0001
Ref.No. 90005147




AØ 50 IØ 29 B 15
AØ 40 IØ 17 B 15

SWAG 40 90 6167
Ref.No. 90486467



AØ 137 LkØ 105 x 5



Kadett C Chevette

(1974 → 1979)

| | | | | | |
|-------------------|--|--|---|---|---|
| alle / all | (ch.) F 52696300 → (ch.) F 55151639 → | 40 85 0001 40 85 0002 | - | - | - |
|-------------------|--|--|---|---|---|

Ascona C Cavalier Mk II

(1981 → 1988)

| | | | | |
|---|-------------------|-------------------|--|---|
| 1.3 / 1.6 (ex.) D / DA / N / S / SH | 40 90 3096 | 40 90 3106 | 40 85 0001 40 85 0002 | - |
| 1.6 / 1.6 D D / DA / N / S / SH | 40 90 3189 | 40 90 3104 | 40 85 0001 40 85 0002 | - |
| 1.8 / 2.0 | 40 90 3189 | 40 90 3104 | 40 85 0001 40 85 0002 | - |

SWAG 40 85 0001
Ref.No. 90005147

AØ 50 IØ 29 B 15
AØ 40 IØ 17 B 15

SWAG 40 85 0002
Ref.No. 90486463

AØ 50 IØ 29 B 15
AØ 40 IØ 17 B 14

SWAG 40 90 3096
Ref.No. 90486458

AØ 64 IØ 34 B 37

SWAG 40 90 3104
Ref.No. 90251816

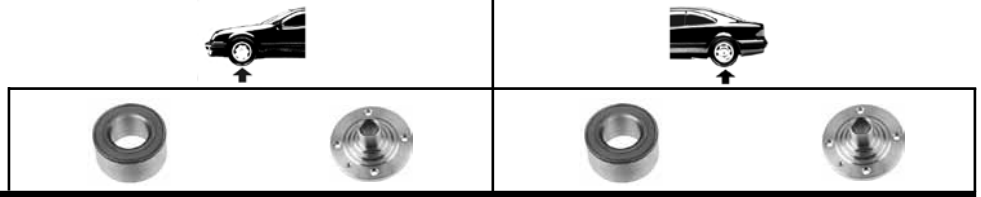
AØ 120 LkØ 100 x 4

SWAG 40 90 3106
Ref.No. 90498610

AØ 120 LkØ 100 x 4

SWAG 40 90 3189
Ref.No. 90486460

AØ 72 IØ 39 B 37



Cavalier III (1989 → 1995)

| | | | | | |
|---|--|------------------------------|------------|--------------------------|------------------------------|
| 1.4 (mot.) SV | | 40 90 3096 | 40 90 3106 | 40 85 0001 40 85 0002 | 40 90 2843 ④ 40 90 2895 ⑤ |
| 1.6 (mot.) SV | | 40 90 3096 ① 40 90 4799 ② | 40 90 3106 | 40 85 0001 40 85 0002 | 40 90 2843 ④ 40 90 2895 ⑤ |
| | | 40 90 3189 ① | - | 40 85 0001 40 85 0002 | 40 90 2843 ④ 40 90 2895 ⑤ |
| 1.6 (mot.) E16NZ / C16NZ / X16SZ | | 40 90 3096 ① 40 90 4799 ② | 40 90 3106 | 40 85 0001 40 85 0002 | 40 90 2843 ④ 40 90 2895 ⑤ |
| 1.6 (mot.) C16LZ2 / C16NZ2 | | 40 90 3189 ① 40 90 4799 ③ | 40 90 3104 | 40 85 0001 40 85 0002 | 40 90 2843 ④ 40 90 2895 ⑤ |
| 1.7 D / TD (mot.) 17D / 17DR / 17TD | | 40 90 3189 | 40 90 3104 | 40 85 0001 40 85 0002 | 40 90 2843 ④ 40 90 2895 ⑤ |
| 1.8 (mot.) 18SV / C18NZ / E18NVR | | 40 90 3189 | 40 90 3104 | 40 85 0001 40 85 0002 | 40 90 2843 ④ 40 90 2895 ⑤ |
| 2.0 (mot.) 20NE / C20NE / 20SEH / X20XEV | | 40 90 3189 | 40 90 3104 | 40 85 0001 40 85 0002 | 40 90 2843 ④ 40 90 2895 ⑤ |

① (ch.) → P 1999999
(ch.) → P 5999999
(ch.) → P 7999999

② (ch.) R 1000001 →
(ch.) R 5000001 →
(ch.) R 7000001 →

③ (ch.) R 1000001 →
(ch.) R 5000001 →
(ch.) R 7500001 →

④ (ex.) ABS / ⑤ ABS
(ch.) P 1000001 → / P 5000001 → /
(ch.) P 7500001 →



SWAG 40 85 0001
Ref.No. 90005147



AØ 50 IØ 29 B 15
AØ 40 IØ 17 B 15

SWAG 40 85 0002
Ref.No. 90486463



AØ 50 IØ 29 B 15
AØ 40 IØ 17 B 14

SWAG 40 90 3104
Ref.No. 90251816



AØ 120 LkØ 100 x 4

SWAG 40 90 3106
Ref.No. 90498610



AØ 120 LkØ 100 x 4

SWAG 40 90 3096
Ref.No. 90486458



AØ 64 IØ 34 B 37

SWAG 40 90 3189
Ref.No. 90486460




AØ 72 IØ 39 B 37

SWAG 40 90 4799
Ref.No. 90510544



AØ 66 IØ 34 B 37



Cavalier III
(1989 → 1995)

| | | | | |
|--------------------------------|-------------------|-------------------|--------------------------|--|
| 2.0 (mot.) 20XE / C20XE | 40 90 3189 | 40 90 3104 | 40 90 1971 ① | 40 90 2843 ② 40 90 2895 ③ |
| (ch.) → N 1999999 | 40 90 3189 | - | 40 85 0001 40 85 0002 | 40 90 2843 ② 40 90 2895 ③ |
| 2.0 (mot.) 20LET | | | | |
| (ch.) P 1000001 → | 40 90 4838 | - | 40 85 0001 40 85 0002 | 40 90 2843 ② 40 90 2895 ③ |
| 2.5 (mot.) C25XE | 40 90 4838 | - | 40 91 4694 | 40 91 4694 |
| alle / all 4 X 4 | - | - | 40 90 1971 | - |



① (ch.) → NV 999999
(ch.) → N 1999999
(ch.) → N 5999999

② (ex.) ABS / ③ ABS
(ch.) P 1000001 → / P 5000001 → /
(ch.) P 7500001 →

SWAG 40 85 0001
Ref.No. 90005147

AØ 50 IØ 29 B 15
AØ 40 IØ 17 B 15

SWAG 40 85 0002
Ref.No. 90486463

AØ 50 IØ 29 B 15
AØ 40 IØ 17 B 14

SWAG 40 90 1971
Ref.No. 90486468

AØ 74 IØ 37 B 45

SWAG 40 90 2843
Ref.No. 09120128

AØ 136 LkØ 100 x 4

SWAG 40 90 2895
Ref.No. 09120129

AØ 136 LkØ 100 x 4

SWAG 40 90 3104
Ref.No. 90251816

AØ 120 LkØ 100 x 4

SWAG 40 90 3189
Ref.No. 90486460

AØ 72 IØ 39 B 37

SWAG 40 90 4838
Ref.No. 90425658

AØ 74 IØ 39 B 39

SWAG 40 91 4694
Ref.No. 09117622

AØ 136 LkØ 105 x 5



Corsa

(1992 → 2000)

alle / all

40 90 4799

40 90 3106

40 85 0001
40 85 0002

-

Corsa Mk II

(2001 → 2006)

alle / all (ex.) Combo

40 91 9085

40 92 8301

40 91 9088 ⓘ

-



ⓘ alle mit Trommelbremse /
all vehicle with drum brake

SWAG 40 85 0001
Ref.No. 90005147



AØ 50 IØ 29 B 15
AØ 40 IØ 17 B 15

SWAG 40 85 0002
Ref.No. 90486463



AØ 50 IØ 29 B 15
AØ 40 IØ 17 B 15

SWAG 40 90 3106
Ref.No. 90498610



AØ 120 LkØ 100 x 4

SWAG 40 90 4799
Ref.No. 90510544



AØ 66 IØ 34 B 37

SWAG 40 91 9085
Ref.No. 09195608



AØ 67 IØ 34 B 37

SWAG 40 91 9088
Ref.No. 09196286




AØ 53 IØ 27 B 43

SWAG 40 92 8301
Ref.No. 90576767



AØ 123 LkØ 100 x 4



Corso Mk II (2001 → 2006)

| | | | | | |
|---------------------------------|-----------|------------|------------|---|------------|
| alle / all Combo | (ex.) ABS | 40 91 9085 | 40 92 8301 | - | 40 90 2895 |
| | ABS | 40 91 9085 | 40 92 8301 | - | - |
| alle / all (ex.) 1.7 (mot.) DTH | | - | 40 92 8301 | - | - |

Corso MK III (2006 →)

| | | | | |
|---|------------|------------|--------------|--------------|
| 1.0 (mot.) Z10XEP 1.2 (mot.) Z12XEP 1.4 (mot.) Z14XEP | 70 92 4524 | 70 92 8303 | 40 92 8145 ⓘ | 40 92 8145 ⓘ |
| 1.3 TD | 70 92 8142 | 70 92 8300 | 40 92 8145 ⓘ | 40 92 8145 ⓘ |
| 1.6 / 1.7 TD | 70 92 8142 | - | - | - |



ⓘ alle mit Trommelbremse / all with drum brake

SWAG 40 90 2895
Ref.No. 09120129

AØ 136 LkØ 100 x 4

SWAG 40 91 9085
Ref.No.09195608

AØ 67 IØ 34 B 37

SWAG 40 92 8145
Ref.No. 93190215

AØ 129 LkØ 100 x 4

SWAG 40 92 8301
Ref.No. 90576767

AØ 123 LkØ 100 x 4

SWAG 70 92 4524
Ref.No. 93188889

AØ 72 IØ 35 B 33

SWAG 70 92 8142
Ref.No. 1603 338

AØ 72 IØ 37 B 37

SWAG 70 92 8300
Ref.No. 55701433

AØ 123 LkØ 100 x 4

SWAG 70 92 8303
Ref.No. 55701432

AØ 120 LkØ 100 x 4



Meriva (2003 →)

1.3 TD / 1.4 / 1.6

40 91 9085

40 92 8301

40 90 2843 ①
40 90 2895 ②

40 90 2843 ①
40 90 2895 ②

(mot.) Z16LET / Z17DTH / Z17DT
(mot.) Z17DTR / A17DT / A17DTR

40 90 3189

40 92 8301

40 90 2843 ①
40 90 2895 ②

40 90 2843 ①
40 90 2895 ②

Movano (1998 →)

alle / all 15 "

60 92 3183

-

-

-

alle / all 16 "

60 92 3183 ③

-

60 92 3179

-



① (ex.) ABS

② ABS

③ 07/2000→

SWAG 40 90 1971
Ref.No. 90486468



AØ 74 IØ 37 B 45

SWAG 40 90 2843
Ref.No. 09120128



AØ 136 LkØ 100 x 4

SWAG 40 90 2895
Ref.No. 09120129



AØ 136 LkØ 100 x 4

SWAG 40 90 6167
Ref.No. 90486467



AØ 137 LkØ 105 x 5

SWAG 40 92 8301
Ref.No. 90576767



AØ 123 LkØ 100 x 4

SWAG 60 92 3179
Ref.No. 09111044




AØ 90 IØ 40 B 23

SWAG 60 92 3183
Ref.No. 09111023



AØ 84 IØ 49 B 48



| | | | | |
|------------------------------|--------------------------|------------|--------------------------|---|
| Nova (1983 → 1992) | | | | |
| alle / all | 40 90 3096 40 90 4799 | 40 90 3106 | 40 85 0001 40 85 0002 | - |

| | | | | |
|---------------------------------|------------|------------|------------|---|
| Omega (1994 → 2003) | | | | |
| alle / all (ex.) Caravan | 40 90 6167 | 40 90 6167 | 40 90 4838 | - |
| Caravan | 40 90 6167 | 40 90 6167 | 40 90 1971 | - |

| | | | | | |
|---------------------------------|-----------|------------|------------|------------|---|
| Senator (1987 → 1993) | | | | | |
| alle / all | (ex.) ABS | - | - | 40 90 1971 | - |
| | ABS | 40 90 6167 | 40 90 6167 | 40 90 1971 | - |

SWAG 40 85 0001
Ref.No. 90005147

AØ 50 IØ 29 B 15
AØ 40 IØ 17 B 15

SWAG 40 85 0002
Ref.No. 90486463

AØ 50 IØ 29 B 15
AØ 40 IØ 17 B 14

SWAG 40 90 1971
Ref.No. 90486468

AØ 74 IØ 37 B 45

SWAG 40 90 3096
Ref.No. 90486458

AØ 64 IØ 34 B 37

SWAG 40 90 3106
Ref.No. 90498610

AØ 120 LkØ 100 x 4

SWAG 40 90 4799
Ref.No. 90510544


AØ 66 IØ 34 B 37

SWAG 40 90 4838
Ref.No. 90425658

AØ 74 IØ 39 B 39

SWAG 40 90 6167
Ref.No. 90486467

AØ 137 LkØ 105 x 5



Signum

2003 → 2008)

alle / all

40 92 8141 ①

40 92 8141 ①

40 92 6675

40 92 6675

(ch.) → 41999999 (ex.) IDS

40 92 3377

40 92 3377

40 92 6675

40 92 6675

Tigra

(1993 → 2000)

alle / all

40 90 4799

40 90 3106

40 85 0001
40 85 0002

-

Tigra B

(2004 →)

alle / all

40 91 9085

40 92 8301

40 91 9088 ②

-

① (ch.) → 41999999 IDS Fahrwerk / IDS chassis
(ch.) 51000001 → alle / all



② alle mit Trommelbremse /
all with drum brake

SWAG 40 85 0001
Ref.No. 90005147



AØ 50 IØ 29 B 15
AØ 40 IØ 17 B 15

SWAG 40 85 0002
Ref.No. 90486463



AØ 50 IØ 29 B 15
AØ 40 IØ 17 B 14

SWAG 40 90 3106
Ref.No. 90498610



AØ 120 LkØ 100 x 4

SWAG 40 90 4799
Ref.No. 90510544



AØ 66 IØ 34 B 37

SWAG 40 91 9085
Ref.No.09195608



AØ 67 IØ 34 B 37

SWAG 40 91 9088
Ref.No. 09196286



AØ 53 IØ 27 B 43

SWAG 40 92 3377
Ref.No. 93186387



AØ 137 LkØ 105 x 5

SWAG 40 92 6675
Ref.No. 93170611



AØ 140 LkØ 104 x 5

SWAG 40 92 8301
Ref.No. 90576767




AØ 123 LkØ 100 x 4

SWAG 70 92 8142
Ref.No. 93186388



AØ 137 LkØ 105 x 5



Vectra (1996 → 2002)

| | | | | |
|----------------------------|------------|--|------------------------------|------------------------------|
| 1.6 (mot.) 16LZ2 | 40 90 4838 | 40 90 3965 ❶ 40 90 3969 ❷ | 40 90 2843 ❸ 40 91 4694 ❷ | 40 90 2843 ❸ 40 91 4694 ❷ |
| 1.6 (mot.) X16SZR / X16XEL | 40 90 4838 | 40 90 3975 ❹ 40 90 3965 ❺ 40 90 3969 ❷ | 40 90 2843 ❸ 40 91 4694 ❷ | 40 90 2843 ❸ 40 91 4694 ❷ |
| 1.7 TD (mot.) X17TD | 40 90 4838 | 40 90 3965 ❶ 40 90 3969 ❷ | 40 90 2843 ❸ 40 91 4694 ❷ | 40 90 2843 ❸ 40 91 4694 ❷ |

❶ (ch.) → W 1999999
(ch.) → W 5999999
(ch.) → W 7999999
(ch.) Y 0000001 →

❷ (ch.) X 1000001 →
(ch.) X 7000001 →

❸ (ch.) → W 1999999
(ch.) → W 7999999
(ch.) Y 0000001 →

❹ (ch.) → W 1285446
(ch.) → W 5276825
(ch.) W 7154258 →

❺ (ch.) W 1285447 → W 1999999
(ch.) W 7154259 → W 7999999
(ch.) XL 0000001 →



SWAG 40 90 2843
Ref.No. 09120128

AØ 136 LkØ 100 x 4

SWAG 40 90 3965
Ref.No. 90468646

AØ 120 LkØ 100 x 4

SWAG 40 90 3969
Ref.No. 90496444

AØ 137 LkØ 105 x 5

SWAG 40 90 3975
Ref.No. 90468645

AØ 136 LkØ 100 x 4

SWAG 40 90 4838
Ref.No. 90425658

AØ 74 IØ 39 B 39

SWAG 40 91 4694
Ref.No. 09117622

AØ 136 LkØ 105 x 5



Vectra

(1996 → 2002)

| | | | | |
|----------------------------|------------|------------------------------|------------------------------|------------------------------|
| 1.8 (mot.) X18XE / Z18XE | 40 90 4838 | 40 90 3965 ① 40 90 3969 ② | 40 91 4694 | 40 91 4694 |
| 1.8 (mot.) Z18XEL | 40 90 4838 | 40 90 3969 | 40 90 2843 ① 40 91 4694 ② | 40 90 2843 ① 40 91 4694 ② |
| 2.0 (mot.) X20DTL / X20DTH | 40 90 4838 | 40 90 3969 | 40 91 4694 | 40 91 4694 |
| 2.0 (mot.) C20SEL | 40 90 4838 | 40 90 3969 | 40 91 4694 | 40 91 4694 |
| 2.0 (mot.) X20XEV | 40 90 4838 | 40 90 3969 | 40 91 4694 | 40 91 4694 |
| 2.2 (mot.) Y22DTR | 40 90 4838 | 40 90 3969 | 40 91 4694 | 40 91 4694 |
| 2.5 (mot.) X25XE | 40 90 4838 | 40 90 3969 | 40 91 4694 | 40 91 4694 |
| 2.6 (mot.) Y26SE | 40 90 4838 | 40 90 3969 | 40 91 4694 | 40 91 4694 |



① (ch.) → W 1999999
(ch.) → W 5999999
(ch.) → W 7999999
(ch.) Y 0000001 →

② (ch.) X 1000001 →
(ch.) X 7000001 →

SWAG 40 90 2843
Ref.No. 09120128



AØ 136 LkØ 100 x 4

SWAG 40 90 3965
Ref.No. 90468646



AØ 120 LkØ 100 x 4

SWAG 40 90 3969
Ref.No. 90496444



AØ 137 LkØ 105 x 5

SWAG 40 90 4838
Ref.No. 90425658




AØ 74 IØ 39 B 39

SWAG 40 91 4694
Ref.No. 09117622



AØ 136 LkØ 105 x 5



Vectra Mk II (2002 → 2008)

| | | | | |
|--|---|---------------------|---|------------|
| alle / all | - | 70 92 8142 i | - | 40 92 6675 |
| (ch.) → 41999999 (ch.) → 48999999 (ex.) IDS | - | 40 92 3377 | - | 40 92 6675 |

Vivario (2002 →)

| | | | | | |
|------------------|-----|------------|---|------------|---|
| (ch.) → 3V613233 | ABS | 60 92 3330 | - | 60 92 2864 | - |
| (ch.) 3V613234 → | ABS | 60 92 3331 | - | 60 92 2864 | - |

i (ch.) → 41999999 / → 48999999 IDS Fahrwerk / IDS chassis
(ch.) 51000001 → / 58000001 → alle / all





Zafira

(1999 → 2005)

| | | | | | |
|--------|-----------|--------------------------|--------------------------|------------|------------|
| 1.6 | (ex.) ABS | 40 91 4619 | 40 91 4619 | - | - |
| | ABS | 99 91 4623 40 92 4164 | 99 91 4623 40 92 4164 | 40 90 2843 | 40 90 2843 |
| 1.8 | (ex.) ABS | 40 91 4619 | 40 91 4619 | - | - |
| | ABS | 99 91 4623 40 92 4164 | 99 91 4623 40 92 4164 | 40 90 2843 | 40 90 2843 |
| 2.0 | (ex.) ABS | 40 91 4619 | 40 91 4619 | - | - |
| | ABS | 99 91 4623 40 92 4164 | 99 91 4623 40 92 4164 | 40 90 2843 | 40 90 2843 |
| 2.0 TD | (ex.) ABS | 40 91 4619 | 40 91 4619 | - | - |
| | ABS | 99 91 4623 40 92 4164 | 99 91 4623 40 92 4164 | 40 90 2843 | 40 90 2843 |

SWAG 40 90 2843
Ref.No. 09120128



AØ 136 LkØ 100 x 4

SWAG 40 91 4619
Ref.No. 09117621



AØ 137 LkØ 104 x 5

SWAG 40 92 4164
Ref.No. 09117622 S1



AØ 136 LkØ 105 x 5

SWAG 99 91 4623
Ref.No. 09117622



AØ 136 LkØ 105 x 5



Zafira Mk II
(2005 →)

| | | | | |
|---------------------------------|--------------|--------------|------------|------------|
| (mot.) Z16XEP / Z16XER / Z16XE1 | 40 92 7386 | 40 92 7386 | 40 92 7384 | 40 92 7384 |
| (mot.) Z16YNG | 40 92 7386 ① | 40 92 7386 ① | - | - |
| (mot.) Z18XER | 40 92 7386 | 40 92 7386 | 40 92 7384 | 40 92 7384 |
| (mot.) Z19DTL | 40 92 7386 ① | 40 92 7386 ① | 40 92 7384 | 40 92 7384 |
| (mot.) Z19DT | 40 92 7386 ① | 40 92 7386 ① | 40 92 7384 | 40 92 7384 |
| (mot.) Z19DTH | - | - | 40 92 7384 | 40 92 7384 |
| (mot.) Z20LER | 40 92 7386 ① | 40 92 7386 ① | 40 92 7384 | 40 92 7384 |
| (mot.) Z20LEH | - | - | 40 92 7384 | 40 92 7384 |
| (mot.) Z22YH | 40 92 7386 ① | 40 92 7386 ① | 40 92 7384 | 40 92 7384 |



① (ch.) → 6G019309
(ch.) → 62034065

SWAG 40 92 7384
Ref.No. 93178625



AØ 140 LkØ 105 x 5

SWAG 40 92 7386
Ref.No. 93178652



AØ 137 LkØ 105 x 5



Bora (1J)

(1997 → 2005)

alle / all (ex.) 4-Motion

30 91 4250

32 92 2512

-

99 90 9521
32 92 4236

4-Motion

30 91 4250

32 92 2512

-

32 92 2512

Caddy I (14/1A)

(1983 → 1995)

alle / all

30 90 3488

99 90 6655

30 85 0008

-

Caddy II (9K / 9U)

(1995 → 2004)

alle / all

(ex.) ABS

30 90 3662

99 90 3368

-

-

ABS

30 90 3662

32 90 1901

30 92 8376

-

SWAG 30 85 0008

Ref.No. 4A0 598 625 A



AØ 50 IØ 29 B 16
AØ 45 IØ 19 B 15

SWAG 30 90 3488

Ref.No. 171 498 625 D



AØ 64 IØ 34 B 37

SWAG 30 90 3662

Ref.No. 357 498 625 B



AØ 72 IØ 40 B 37

SWAG 30 91 4250

Ref.No. 1J0 498 625



AØ 74 IØ 40 B 40

SWAG 30 92 8376

Ref.No. 6K9 501 477



AØ 120 LKØ 100 x 4

SWAG 32 90 1901

Ref.No. 357 407 613 B



AØ 40 LKØ 100 x 4

SWAG 32 92 2512

Ref.No. 1J0 407 613 G



AØ 120 LKØ 100 x 5

SWAG 32 92 4236

Ref.No. 1J0 598 477



AØ 120 LKØ 97 x 5

SWAG 99 90 6655

Ref.No. 175 407 615



AØ 34 LKØ 100 x 4

SWAG 99 90 9521

Ref.No. 1J0 501 477 A




AØ 120 LKØ 100 x 5

SWAG 99 90 3368

Ref.No. 357 407 615



AØ 40 LKØ 100 x 4



Caddy III (2K) (2004 →)

| | | | | |
|------------|------------------------------|------------------------------|------------|------------|
| alle / all | 32 92 6378 ① 30 92 7342 ① | 32 92 6378 ① 30 92 7342 ① | 30 92 9447 | 30 92 9447 |
| | 32 92 6377 ② 30 92 7317 ② | 32 92 6377 ② 30 92 7317 ② | 30 92 9447 | 30 92 9447 |

| | | | |
|---|--|---|--|
| ① | Bremsscheiben Ø / brake disc Ø 280 x 22 PR- 1ZF / 1ZM 2006 → | ② | Bremsscheiben Ø / brake disc Ø 288 x 22 PR- 1ZE |
| | | | |

SWAG 30 92 7317
Ref.No. 1T0 498 621

AØ 136 LKØ 107 x 5

SWAG 30 92 7342
Ref.No. 1K0 498 621

AØ 136 LKØ 108 x 5

SWAG 30 92 9447
Ref.No. 1T0 598 611 A

AØ 136 LKØ 108 x 5

SWAG 32 92 6377
Ref.No. 1T0 498 621 SK

AØ 136 LKØ 107 x 5

SWAG 32 92 6378
Ref.No. 1K0 498 621 SK

AØ 136 LKØ 108 x 5



Corrado (50)

(1989 → 1995)

| | | | | | |
|-------------------|-----------|------------|------------|--------------------------|---|
| alle / all 1990 → | (ex.) ABS | 30 90 3662 | 99 90 3368 | 99 90 3674 30 85 0001 | - |
| | ABS | 30 90 3662 | 32 90 1901 | 99 90 3674 30 85 0001 | - |
| 2.9 (mot.) ABV | | 30 90 8435 | 32 90 1298 | 99 90 3674 30 85 0001 | |

Derby 1/2 (86/87)

(1975 → 1984)

| | | | | | |
|------------|--|------------|------------|--------------------------|---|
| alle / all | | 30 90 3624 | 32 90 1424 | 99 90 3674 30 85 0001 | - |
|------------|--|------------|------------|--------------------------|---|

SWAG 30 85 0001

Ref.No. 191 598 625 SK



AØ 50 IØ 29 B 15
AØ 40 IØ 17,5 B 15

SWAG 30 90 3624

Ref.No. 871 498 625 A



AØ 62 IØ 34 B 37

SWAG 30 90 3662

Ref.No. 357 498 625 B



AØ 72 IØ 40 B 37

SWAG 30 90 8435

Ref.No. 1H0 498 625



AØ 72 IØ 40 B 37

SWAG 32 90 1298

Ref.No. 1H0 407 613 B



AØ - LKØ 100 x 5

SWAG 32 90 1424

Ref.No. 861 407 615 A



AØ 34 LKØ 100 x 4

SWAG 32 90 1901

Ref.No. 357 407 613 B



AØ 40 LKØ 100 x 4

SWAG 99 90 3368

Ref.No. 357 407 615




AØ 40 LKØ 100 x 4

SWAG 99 90 3674

Ref.No. 191 598 625



AØ 50 IØ 29 B 15
AØ 40 IØ 17,5 B 15



| | | | | |
|---|--|--|-------------------|-------------------|
| Eos (1K) (2006 →) | 32 92 6377 30 92 7317 | 32 92 6377 30 92 7317 | 32 92 3320 | 32 92 3320 |
| 2.0 (mot.) BLF / BMM / BUB / BVY / BVZ / BWA | | | | |

| | | | | |
|-----------------------------|---------------------|---------------------|-------------------|-------------------|
| Fox (5Z) (2005 →) | 30 92 4574 ① | 30 92 4574 ① | 32 92 4224 | 32 92 4224 |
| alle / all | | | | |

| | | | | |
|-------------------------------------|-------------------|-------------------|--|----------|
| Golf 1 (17) (1975 → 1984) | 30 90 3488 | 99 90 6655 | 99 90 3674 30 85 0001 | - |
| alle / all | | | | |



① (ch.) → 5-Z-80027 000 PR-1ZN
 (ch.) → 5-Z-84180 000 PR-1ZN

SWAG 30 85 0001
Ref.No. 191 598 625 SK

AØ 50 IØ 29 B 15
AØ 40 IØ 17,5 B 15

SWAG 30 90 3488
Ref.No. 171 498 625 D

AØ 64 IØ 34 B 37

SWAG 30 92 4574
Ref.No. 6Q0 407 621 BK

AØ 120 LKØ 96 x 5

SWAG 30 92 7317
Ref.No. 1T0 498 621

AØ 136 LKØ 107 x 5

SWAG 32 92 3320
Ref.No. 1T0 598 611 B

AØ 136 LKØ 108 x 5

SWAG 32 92 4224
Ref.No. 6Q0 598 611

AØ 120 LKØ 97 x 5

SWAG 32 92 6377
Ref.No. 1T0 498 621 SK

AØ 136 LKØ 107 x 5

SWAG 99 90 3674
Ref.No. 191 598 625

AØ 50 IØ 29 B 15
AØ 40 IØ 17,5 B 15

SWAG 99 90 6655
Ref.No. 175 407 615

AØ 34 LKØ 100 x 4



Golf 1 Cabrio (15)

(1979 → 1992)

alle / all

30 90 3488

99 90 6655

99 90 3674
30 85 0001

-

Golf 2 (19/1G)

(1984 → 1992)

→ 1987

30 90 3621

30 85 0009

99 90 3674
30 85 0001

-

(ex.)
Synchro

1988 →

(ex.) ABS

30 90 3662

99 90 3368

99 90 3674
30 85 0001

-

1988 →

ABS

30 90 3662

32 90 1901

99 90 3674
30 85 0001

-

Synchro

→ 1987

(ex.) ABS

30 90 3621

30 85 0009

30 90 5380

-

1988 →

ABS

30 90 3662

32 90 1901

30 90 5380

-

Rallye
Golf

→ 1987

(ex.) ABS

30 90 3621

30 85 0009

30 90 5380

-

1988 →

ABS

30 90 3662

32 90 1901

30 90 5380

-

Country

→ 1987

(ex.) ABS

30 90 3621

30 85 0009

30 90 5380

-

1988 →

ABS

30 90 3662

32 90 1901

30 90 5380

-

SWAG 30 85 0009
Ref.No. 191 407 615



AØ 35 LKØ 100 x 4

SWAG 30 90 3488
Ref.No. 171 498 625 D



AØ 64 IØ 34 B 37

SWAG 30 90 3621
Ref.No. 191 498 625



AØ 66 IØ 35 B 37

SWAG 30 90 5380
Ref.No. 331 598 625



AØ 68 IØ 39 B 37

SWAG 32 90 1901
Ref.No. 357 407 613 B



AØ 40 LKØ 100 x 4

SWAG 99 90 3368
Ref.No. 357 407 615



AØ 40 LKØ 100 x 4

SWAG 99 90 3674
Ref.No. 191 598 625

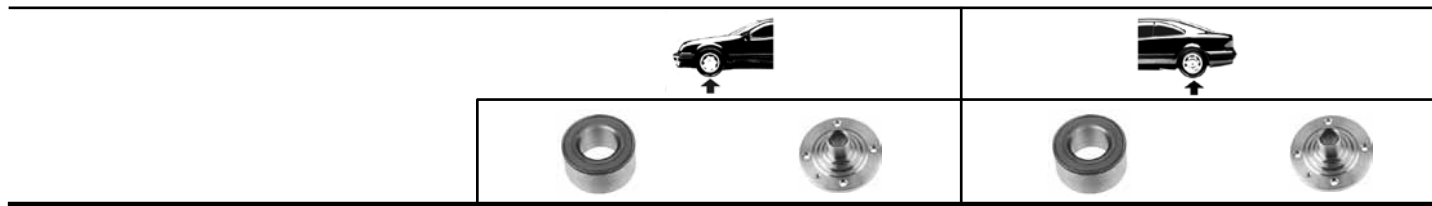


AØ 50 IØ 29 B 15
AØ 40 IØ 17,5 B 15

SWAG 99 90 6655
Ref.No. 175 407 615



AØ 34 LKØ 100 x 4



Golf 3 (1H) (1992 → 1997)

| | | | | | |
|--|-----------|------------|------------|--------------------------|---|
| 1.4 → 1.9 TDI (ex.) Syncro (ex.) VR6 (ex.) Cabrio | (ex.) ABS | 30 90 3662 | 99 90 3368 | 99 90 3674 30 85 0001 | - |
| | ABS | 30 90 3662 | 32 90 1901 | 99 90 3674 30 85 0001 | - |
| | (ex.) ABS | 30 90 3662 | 99 90 3368 | 99 90 3674 30 85 0001 | - |
| | ABS | 30 90 8435 | 32 90 1298 | 99 90 3674 30 85 0001 | - |
| | (ex.) ABS | 30 90 3662 | 99 90 3368 | 99 90 3674 30 85 0001 | - |
| | ABS | 30 90 3662 | 32 90 1901 | 99 90 3674 30 85 0001 | - |
| 2.8 VR6 (mot.) AAA | | 30 90 8435 | 32 90 1298 | 99 90 3674 30 85 0001 | - |
| alle / all Cabrio | | 30 90 3662 | 32 90 1901 | 99 90 3674 30 85 0001 | - |
| alle / all Syncro 4.Zyl. | | 30 90 3662 | 32 90 1901 | 30 90 5380 | - |
| alle / all Syncro 6 Zyl. | | 30 90 8435 | 32 90 1298 | 30 90 5380 | - |

SWAG 30 85 0001
Ref.No. 191 598 625 SK

AØ 50 IØ 29 B 15
AØ 40 IØ 17,5 B 15

SWAG 30 90 3662
Ref.No. 357 498 625 B

AØ 72 IØ 40 B 37

SWAG 30 90 5380
Ref.No. 331 598 625

AØ 68 IØ 39 B 37

SWAG 32 90 1298
Ref.No. 1H0 407 613 B

AØ - LKØ 100 x 5

SWAG 32 90 1901
Ref.No. 357 407 613 B

AØ 40 LKØ 100 x 4

SWAG 30 90 8435
Ref.No. 1H0 498 625

AØ 72 IØ 40 B 37

SWAG 99 90 3368
Ref.No. 357 407 615

AØ 40 LKØ 100 x 4

SWAG 99 90 3674
Ref.No. 191 598 625

AØ 50 IØ 29 B 15
AØ 40 IØ 17,5 B 15



Golf 4 / 4-motion (1J) (1997→2004)

alle / all
(ex.) 4-Motion / (ex.) 3.2 (mot.) BFH

30 91 4250

32 92 2512

99 90 9521
32 92 4236

99 90 9521
32 92 4236

4-Motion

30 91 4250

32 92 2512

-

32 92 2512

3.2 (mot.) BFH  6 Gang

-

32 92 3370

-

-

SWAG 30 91 4250
Ref.No.1J0 498 625



AØ 74 IØ 40 B 40

SWAG 32 92 2512
Ref.No. 1J0 407 613 G



AØ 120 LKØ 100 x 5

SWAG 32 92 3370
Ref.No.8L0 498 625



AØ 74 IØ 40 B 40

SWAG 32 92 4236
Ref.No. 1J0 598 477




AØ 120 LKØ 97 x 5

SWAG 99 90 9521
Ref.No. 1J0 501 477 A



AØ 120 LKØ 100 x 5



Golf 5 / 4-motion / Plus (2003 →) (1K)

| | | | | |
|--|--|--|---|--------------------------|
| alle / all | 32 92 6378 ① 30 92 7342 ① 32 92 6377 ② 30 92 7317 ② | 32 92 6378 ① 30 92 7342 ① 32 92 6377 ② 30 92 7317 ② | - | 32 92 6380 |
| alle / all (ch.) 1K-4P025 000 → | 32 92 6378 ① 30 92 7342 ① 32 92 6377 ② 30 92 7317 ② | 32 92 6378 ① 30 92 7342 ① 32 92 6377 ② 30 92 7317 ② | - | 32 92 3320 |
| alle / all 4-motion (ch.) →1K-7B066 500 (ch.) →1K-7P011 000 (ch.) →1K-7U010 000 (ch.) →1K-7W082 500 | 32 92 6378 ① 30 92 7342 ① 32 92 6377 ② 30 92 7317 ② | 32 92 6378 ① 30 92 7342 ① 32 92 6377 ② 30 92 7317 ② | - | 32 92 6377 30 92 7317 |
| alle / all Plus | 32 92 6378 ① 30 92 7342 ① 32 92 6377 ② 30 92 7317 ② | 32 92 6378 ① 30 92 7342 ① 32 92 6377 ② 30 92 7317 ② | - | 32 92 6380 |



① **Bremsscheiben Ø / brake disc Ø**
280 x 22 / 15
PR- 1ZC / 1ZF
2005 →

② **Bremsscheiben Ø / brake disc Ø**
288 x 22 / 312 x 25 / 345 x 30
 15 / 16
PR- 1LJ / 1LK / 1ZD / 1ZE / 1ZM / 1ZP

SWAG 32 92 3320
Ref.No. 1T0 598 611 B

AØ 136 LKØ 108 x 5

SWAG 32 92 6377
Ref.No. 1T0 498 621 SK

AØ 136 LKØ 107 x 5

SWAG 30 92 7317
Ref.No. 1T0 498 621

AØ 136 LKØ 107 x 5

SWAG 30 92 7342
Ref.No. 1K0 498 621

AØ 136 LKØ 108 x 5

SWAG 32 92 6378
Ref.No. 1K0 498 621 SK

AØ 136 LKØ 108 x 5

SWAG 32 92 6380
Ref.No. 1K0 598 611

AØ 136 LKØ 108 x 5



Jetta 1 (16)

(1975 → 1983)

alle / all

30 90 3488

99 90 6655

99 90 3674
30 85 0001

-

Jetta 2 (16/1G)

(1984 → 1991)

| | | | | | | |
|-------------------------------|--------|-----------|------------|------------|--------------------------|---|
| | → 1987 | | 30 90 3621 | 30 85 0009 | 99 90 3674 30 85 0001 | - |
| alle / all (ex.) Syncro | 1988 → | (ex.) ABS | 30 90 3662 | 99 90 3368 | 99 90 3674 30 85 0001 | - |
| | 1988 → | ABS | 30 90 3662 | 32 90 1901 | 99 90 3674 30 85 0001 | - |
| Syncro | → 1987 | (ex.) ABS | 30 90 3621 | 30 85 0009 | 30 90 5380 | - |
| | 1988 → | ABS | 30 90 3662 | 32 90 1901 | 30 90 5380 | - |

SWAG 30 85 0001

Ref.No. 191 598 625 SK



AØ 50 IØ 29 B 15
AØ 40 IØ 17,5 B 15

SWAG 30 85 0009

Ref.No. 191 407 615



AØ 35 LKØ 100 x 4

SWAG 30 90 3488

Ref.No. 171 498 625 D



AØ 64 IØ 34 B 37

SWAG 30 90 3621

Ref.No. 191 498 625



AØ 66 IØ 35 B 37

SWAG 30 90 5380

Ref.No. 331 598 625



AØ 68 IØ 39 B 37

SWAG 32 90 1901

Ref.No. 357 407 613 B



AØ 40 LKØ 100 x 4

SWAG 99 90 3368

Ref.No. 357 407 615



AØ 40 LKØ 100 x 4

SWAG 99 90 3674

Ref.No. 191 598 625



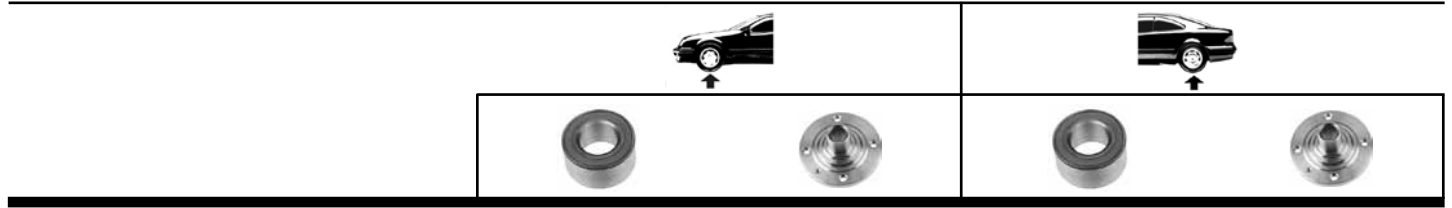
AØ 50 IØ 29 B 15
AØ 40 IØ 17,5 B 15

SWAG 99 90 6655

Ref.No. 175 407 615



AØ 34 LKØ 100 x 4



| | | | | |
|---|--------------------------|--------------------------|------------|------------|
| Jetta 3 / 4-motion (1K) (2005 →) | | | | |
| Bremsscheiben Ø / brake disc Ø 288 x 25 / 15 PR- 1ZE / 1ZF / 1ZM / 1ZP | 32 92 6377 30 92 7317 | 32 92 6377 30 92 7317 | 32 92 3320 | 32 92 3320 |
| 4-motion 2.0 (mot.) BLX / BVX | 32 92 6377 30 92 7317 | 32 92 6377 30 92 7317 | 32 92 3320 | 32 92 3320 |
| Lupo (6X / 6E) (1999 → 2005) | | | | |
| alle / all | 30 91 9912 | 32 90 1902 | 30 92 8168 | 30 92 8168 |





LT (ex.4x4) (1976 → 1996)

LT 28 / 31 281 → 286
(ch.) 28-G-015 892 → 28-N-006 785
Einzelbereifung / single tires

30 85 0006

-

-

-

LT 28 / 31 281 → 286
(ch.) 28-G-015 892 → 28-N-006 785
Zwillingsbereifung / twin tires

30 85 0006

-

-

-

LT 35 291 → 296
(ch.) 28-G-015 892 → 28-N-006 785
Einzelbereifung / single tires

30 85 0006

-

-

-

LT 35 291 → 296
(ch.) 28-G-015 892 → 28-N-006 785
Zwillingsbereifung / twin tires

30 85 0006

-

-

-

LT 35 291 → 296
(ch.) 28-G-015 892 → 28-N-006 785
Einzelbereifung / single tires

30 85 0006

-

-

-

LT (2D) (1996 → 2006)

LT 28 / LT 35 / LT 46

**10 92 3625
10 92 3626**

-

-

-

SWAG 10 92 3625
Ref.No. 2D0 498 625



AØ 73,5 IØ 41 B 23
AØ 52 IØ 25 B 19,5

SWAG 10 92 3626
Ref.No. 2D0 498 625 S1




AØ 73,5 IØ 41 B 23
AØ 52 IØ 25 B 19,5

SWAG 30 85 0006
Ref.No. 281 498 625



AØ 68 IØ 41 B 18,5
AØ 50 IØ 29 B 15,5



| | | | | | |
|--|--|-------------------|-------------------|---|-------------------|
| New Beetle (1C/9C) (1998 →) | | | | | |
| alle / all (ex.) 4-Motion | | 30 91 4250 | 32 92 2512 | - | 32 92 4236 |
| 4-Motion | | 30 91 4250 | - | - | 32 92 2512 |
| RSI → 2001 | | 30 91 4250 | 32 92 2512 | - | 32 92 4236 |

| | | | | | |
|-------------------------------------|---------------------------|-------------------|-------------------|---|-------------------|
| New Beetle (1Y) (2003 →) | | | | | |
| 1.4 (mot.) BCA | 1.9 TDI (mot.) AXR | 30 91 4250 | 32 92 2512 | - | 32 92 4236 |
| 1.6 (mot.) BCA | 2.0 (mot.) BCA | | | | |
| 1.8 (mot.) BCA | | | | | |





Passat 1/2 (32/33) (1974 → 1988)

alle / all 4 Zyl.
(ex.) Syncro

30 90 3620

32 90 2231

99 90 3674
30 85 0001

-

alle / all 5 Zyl.
(ex.) Syncro

30 90 3620

-

99 90 3674
30 85 0001

-

(ex.) ABS

30 90 3620

-

30 90 5380

99 90 3368

Syncro

ABS

30 90 3620

-

30 90 5380

32 90 2231

SWAG 30 90 3620

Ref.No. 321 498 625 E



AØ 68 IØ 39 B 37

SWAG 32 90 2231

Ref.No. 823 407 615 A



AØ 39 LKØ 100 x 4

SWAG 99 90 3368

Ref.No. 357 407 615



AØ 40 LKØ 100 x 4

SWAG 30 85 0001

Ref.No. 191 598 625 SK



AØ 50 IØ 29 B 15
AØ 40 IØ 17,5 B 15

SWAG 30 90 5380

Ref.No. 331 598 625




AØ 68 IØ 39 B 37

SWAG 99 90 3674

Ref.No. 191 598 625



AØ 50 IØ 29 B 15
AØ 40 IØ 17,5 B 15



Passat 3 (31) (1988 → 1994)

| | | | | | |
|---------------------|-----------------------------|-------------------|-------------------|--|-------------------|
| alle / all | (ex.) ABS | 30 90 3662 | 99 90 3368 | 99 90 3674 30 85 0001 | - |
| (ex.) Syncro | | | | | |
| (ex.) VR6 | ABS | 30 90 3662 | 32 90 1901 | 99 90 3674 30 85 0001 | - |
| VR6 | (ch.) → 31-N-255 989 | 30 90 8435 | - | 99 90 3674 30 85 0001 | - |
| | ch.) 31-N-255 990 → | 30 90 8435 | 32 90 1298 | 99 90 3674 30 85 0001 | - |
| Syncro | (ch.) → 31-M-367 757 | 30 90 3662 | 32 90 1901 | 30 90 5380 | 32 90 2231 |
| | (ch.) 31-M-367 758 → | 30 90 3662 | 32 90 1901 | 30 90 5380 | 99 90 3368 |

SWAG 30 85 0001
Ref.No. 191 598 625 SK

AØ 50 IØ 29 B 15
AØ 40 IØ 17,5 B 15

SWAG 30 90 3662
Ref.No. 357 498 625 B

AØ 72 IØ 40 B 37

SWAG 30 90 5380
Ref.No. 331 598 625

AØ 68 IØ 39 B 37

SWAG 30 90 8435
Ref.No. 1H0 498 625

AØ 72 IØ 40 B 37

SWAG 32 90 1298
Ref.No. 1H0 407 613 B

AØ - LKØ 100 x 5

SWAG 32 90 1901
Ref.No. 357 407 613 B

AØ 40 LKØ 100 x 4

SWAG 32 90 2231
Ref.No. 823 407 615 A

AØ 39 LKØ 100 x 4

SWAG 99 90 3368
Ref.No. 357 407 615

AØ 40 LKØ 100 x 4

SWAG 99 90 3674
Ref.No. 191 598 625

AØ 50 IØ 29 B 15
AØ 40 IØ 17,5 B 15



Passat 3 (3A)

(1994 → 1997)

| | | | | | |
|---|-----------|------------|------------|--------------------------|------------|
| alle / all (ex.) Syncro (ex.) VR6 | (ex.) ABS | 30 90 3662 | 99 90 3368 | 99 90 3674 30 85 0001 | - |
| | ABS | 30 90 3662 | 32 90 1901 | 99 90 3674 30 85 0001 | - |
| 1.9 TDI (mot.) AFN | | 30 90 8435 | 32 90 1298 | 99 90 3674 30 85 0001 | - |
| VR6 (mot.) AAA / ABF | | 30 90 8435 | 32 90 1298 | 99 90 3674 30 85 0001 | - |
| Syncro | (ex.) VR6 | 30 90 3662 | 32 90 1901 | 30 90 5379 | 99 90 3368 |
| | VR6 | 30 90 8435 | 32 90 1901 | 30 90 5379 | - |

SWAG 30 85 0001

Ref.No. 191 598 625 SK



AØ 50 IØ 29 B 15
AØ 40 IØ 17,5 B 15

SWAG 30 90 3662

Ref.No. 357 498 625 B



AØ 72 IØ 40 B 37

SWAG 30 90 5379

Ref.No. 331 598 625 A



AØ 72 IØ 40 B 37

SWAG 30 90 8435

Ref.No. 1H0 498 625



AØ 72 IØ 40 B 37

SWAG 32 90 1298

Ref.No. 1H0 407 613 B



AØ - LKØ 100 x 5

SWAG 32 90 1901

Ref.No. 357 407 613 B



AØ 40 LKØ 100 x 4

SWAG 99 90 3368

Ref.No. 357 407 615




AØ 40 LKØ 100 x 4

SWAG 99 90 3674

Ref.No. 191 598 625



AØ 50 IØ 29 B 15
AØ 40 IØ 17,5 B 15



Passat 4 / 4-motion (3B) (1998 → 2001)

| | | | | |
|--|--------------------------|------------|--------------|------------------------------|
| 1.6 (ex.) (mot.) ALZ | 32 92 4366 | 30 92 4947 | - | - |
| 1.6 (mot.) ALZ | - | 30 92 4947 | - | - |
| 1.8 (ex.) (mot.) AWM | 99 90 5222 32 92 4366 | 30 92 4947 | - | - |
| 1.8 (mot.) AWM | 99 90 5913 | - | - | - |
| 1.9 TDI (ex.) (mot.) AFN / AJM / ATJ / AVF / AWX | 99 90 5222 32 92 4366 | 30 92 4947 | - | - |
| 1.9 TDI (mot.) AFN | 99 90 5913 | 32 91 8344 | - | - |
| 1.9 TDI (mot.) AVF / AWX | 99 90 5913 | - | 30 92 4947 ① | 32 92 6376 ② |
| 1.9 TDI (mot.) AJM / ATJ | (ch.) → 3-B-Y-390000 | - | 30 92 4947 ① | 32 92 6376 ② |
| | (ch.) 3B-WE113561 → | - | 32 91 8344 | 30 92 4947 ① 32 92 6376 ② |



① Bremsscheiben Ø / brake disc Ø
245 x 10 15 / 256 x 22 16
PR-1KD / 1KF / 1KE
2001 → 2002
→ 2000 alle / all / 2003 → 6Zyl.

② 4-motion
2003 →

| | | | |
|---|---|---|---|
| <p>SWAG 32 92 4366 Ref.No. 4B0 498 625</p> <p>AØ 75 IØ 39 B 37</p> | <p>SWAG 32 92 6376 Ref.No. 4B0 498 625</p> <p>AØ 85 IØ 45 B 37</p> | <p>SWAG 30 92 4947 Ref.No. 8D0 407 615 E</p> <p>AØ 130 LKØ 108 x 5</p> | <p>SWAG 32 91 8344 Ref.No. 4A0 407 615 G</p> <p>AØ 130 LKØ 112 x 5</p> |
| <p>SWAG 99 90 5222 Ref.No. 893 407 625 C</p> <p>AØ 75 IØ 39 B 37</p> | <p>SWAG 99 90 5913 Ref.No. 4A0 498 625</p> <p>AØ 82 IØ 43 B 37</p> | | |



Passat 4 / 4-motion (3B) (1998 → 2001)

| | | | | | |
|-----------------------------------|---------------------|--------------------------|------------|--------------|--------------|
| 2.0 | (mot.) ALT | - | 30 92 4947 | 30 92 4947 ❶ | 32 92 6376 ❷ |
| + 5 | (mot.) AZM | 99 90 5222 32 92 4366 | 30 92 4947 | 30 92 4947 ❶ | 32 92 6376 ❷ |
| 2.0 (mot.) BGW | | 99 90 5913 | - | 30 92 4947 ❶ | 32 92 6376 ❷ |
| 2.3 V5 (mot.) AGZ | | 99 90 5913 | 32 91 8344 | 30 92 4947 ❶ | 32 92 6376 ❷ |
| 2.3 V5 (mot.) AZX | | 99 90 5913 | 30 92 4947 | 30 92 4947 ❶ | 32 92 6376 ❷ |
| 2.5 TDI (mot.) AFB / AKN / BDG | | 99 90 5913 | - | 30 92 4947 ❶ | 32 92 6376 ❷ |
| | (ch.) 3B-WE113561 → | - | 32 91 8344 | 30 92 4947 ❶ | 32 92 6376 ❷ |
| 2.8 V6 (mot.) APR | (ch.) 3B-WE113561 → | - | 32 91 8344 | 30 92 4947 ❶ | 32 92 6376 ❷ |
| 2.8 V6 (mot.) ACK / AGE | | 99 90 5913 | 32 91 8344 | 30 92 4947 ❶ | 32 92 6376 ❷ |
| 2.8 V6 (mot.) AQD / ATQ / ABBG | | 99 90 5913 | - | 30 92 4947 ❶ | 32 92 6376 ❷ |



❶ **Bremsscheiben Ø / brake disc Ø**
 245 x 10 15 / 256 x 22 16
 PR-1KD / 1KF / 1KE
 2001 → 2002
 → 2000 alle / all /
 2003 → 6 Zylinder / 6 cylinder

❷ **4-motion**
 2003 →

SWAG 30 92 4947

Ref.No. 8D0 407 615 E



AØ 130 LKØ 108 x 5

SWAG 32 91 8344

Ref.No. 4A0 407 615 G



AØ 130 LKØ 112 x 5

SWAG 32 92 4366

Ref.No. 4B0 498 625



AØ 75 IØ 39 B 37

SWAG 32 92 6376

Ref.No. 4B0 498 625



AØ 85 IØ 45 B 37

SWAG 99 90 5222

Ref.No. 893 407 625 C




AØ 75 IØ 39 B 37

SWAG 99 90 5913

Ref.No. 4A0 498 625



AØ 82 IØ 43 B 37



Passat 4 Syncro (3B) (1998 → 2004)

| | | | | |
|---|-------------------|-------------------|---|---|
| 1.8 (mot.) ADR / APT / ARG | - | 30 92 4947 | - | - |
| 1.9 TDI (mot.) AFN | - | 32 91 8344 | - | - |
| (mot.) AJM (ch.) B-WE113561 → | - | 32 91 8344 | - | - |
| 2.3 (mot.) AGZ | - | 30 92 4947 | - | - |
|  | - | 32 91 8344 | - | - |
| 2.5 TDI (mot.) AFB | 99 90 5913 | - | - | - |
| (ch.) B-WE113561 → | - | 32 91 8344 | - | - |
| 2.8 (mot.) ACK | 99 90 5913 | 32 91 8344 | - | - |
| 2.8 (mot.) AGE | - | 32 91 8344 | - | - |
| 2.8 (mot.) ALG | 99 90 5913 | - | - | - |
| 2.5 TDI (mot.) APR / AQD | 99 90 5913 | - | - | - |
| (ch.) B-WE113561 → | - | 32 91 8344 | - | - |





Passat 5 (3C) (2005 →)

alle / all

-

-

32 92 3320 ⓘ

32 92 3320 ⓘ

Polo 1 / 2 (80/86/87) (1974 → 1994)

alle / all

→ 1977

30 90 3624

-

99 90 3674
30 85 0001

-

1978 →

30 90 3624

32 90 1424

99 90 3674
30 85 0001

-

Polo 3 (6N/6N2) (1995 → 2002)

(ch.) → 6N-XY379 991

30 91 9912

32 90 1902

99 90 3674
30 85 0001

-

(ch.) 6N-XY379 992 →

30 91 9912

32 90 1902

30 92 8168

30 92 8168



ⓘ → 8-J-0598 625

SWAG 30 85 0001

Ref.No. 191 598 625 SK



AØ 50 IØ 29 B 15
AØ 40 IØ 17,5 B 15

SWAG 30 90 3624

Ref.No. 871 498 625 A



AØ 62 IØ 34 B 37

SWAG 30 91 9912

Ref.No. 6N0 498 625



AØ 60 IØ 35 B 37

SWAG 30 92 8168

Ref.No. 6X0 598 477



AØ 120 LKØ 100 x 4

SWAG 32 90 1424

Ref.No. 861 407 615 A



AØ 34 LKØ 100 x 4

SWAG 32 90 1902

Ref.No. 6N0 407 613



AØ 35 LKØ 100 x 4

SWAG 32 92 3320

Ref.No. 1T0 598 611 B




AØ 136 LKØ 108 x 5

SWAG 99 90 3674

Ref.No. 191 598 625



AØ 50 IØ 29 B 15
AØ 40 IØ 17,5 B 15



Polo Classic/Variant (6K) (1997 → 2002)

| | | | | | |
|------------|-----------|------------|------------|--------------------------|---|
| alle / all | (ex.) ABS | 30 90 3662 | 99 90 3368 | 99 90 3674 30 85 0001 | - |
| | ABS | 30 90 3662 | 32 90 1901 | 99 90 3674 30 85 0001 | - |

Polo 4 (9N) (2001 → 2006)

| | | | | |
|---|--------------|--------------|------------|------------|
| alle / all (ex.) 1.8 GTI (mot.) BJJ | 32 92 4414 | 32 92 4414 | 32 92 4224 | 32 92 4224 |
| 1.8 GTI (mot.) BJJ (ch.) 9N-5-500001 → | 32 92 4414 ① | 32 92 4414 ① | 32 92 4224 | 32 92 4224 |

Polo 5 (9N) (2006 →)

| | | | | |
|--|--------------|--------------|---|---|
| (ch.) 9N-6D040001 → (ch.) 9N-6Y095001 → | 30 92 4574 ② | 30 92 4574 ② | - | - |
|--|--------------|--------------|---|---|

① Bremsscheiben Ø / brake disc Ø 288 x 25 / PR-1ZD

② Bremsscheiben Ø / brake disc Ø 239 x 18 PR-1LM / PR-ZN

| | | | |
|---|---|---|--|
| <p>SWAG 30 85 0001 Ref.No. 191 598 625 SK</p> <p>AØ 50 IØ 29 B 15 AØ 40 IØ 17,5 B 15</p> | <p>SWAG 30 90 3662 Ref.No. 357 498 625 B</p> <p>AØ 72 IØ 40 B 37</p> | <p>SWAG 30 92 4574 Ref.No. 6Q0 407 621 BK</p> <p>AØ 120 LKØ 96 x 5</p> | |
| <p>SWAG 32 92 4224 Ref.No. 6Q0 598 611</p> <p>AØ 120 LKØ 97 x 5</p> | <p>SWAG 32 92 4414 Ref.No. 6Q0 407 621 AD</p> <p>AØ 126 LKØ 97 x 5</p> | <p>SWAG 99 90 3368 Ref.No. 357 407 615</p> <p>AØ 40 LKØ 100 x 4</p> | <p>SWAG 99 90 3674 Ref.No. 191 598 625</p> <p>AØ 50 IØ 29 B 15 AØ 40 IØ 17,5 B 15</p> |



Polo Limousine (Sedan) (2004 →) (9N)

| | | | | |
|--|------------|------------|------------|------------|
| 1.4 (mot.) BAY / BBY / BBZ / BLM / BKY | 32 92 4414 | 32 92 4414 | 32 92 4224 | 32 92 4224 |
| 1.6 (mot.) BAH | 32 92 4414 | 32 92 4414 | 32 92 4224 | 32 92 4224 |
| 1.9 TDI (mot.) ASY | 32 92 4414 | 32 92 4414 | 32 92 4224 | 32 92 4224 |
| 2.0 (mot.) BBX | 32 92 4414 | 32 92 4414 | 32 92 4224 | 32 92 4224 |

Santana (32) (1981 → 1988)

| | | | | |
|-------------------|------------|------------|--------------------------|---|
| alle / all 4 Zyl. | 30 90 3620 | 32 90 2231 | 99 90 3674 30 85 0001 | - |
| alle / all 5 Zyl. | 30 90 3620 | - | 99 90 3674 30 85 0001 | - |

Scirocco (53) (1974 → 1992)

| | | | | |
|------------|------------|------------|--------------------------|---|
| alle / all | 30 90 3488 | 99 90 6655 | 99 90 3674 30 85 0001 | - |
|------------|------------|------------|--------------------------|---|

SWAG 30 85 0001
Ref.No. 191 598 625 SK

AØ 50 IØ 29 B 15
AØ 40 IØ 17,5 B 15

SWAG 30 90 3488
Ref.No. 171 498 625 D

AØ 64 IØ 34 B 37

SWAG 30 90 3620
Ref.No. 321 498 625 E

AØ 68 IØ 39 B 37

SWAG 32 90 2231
Ref.No. 823 407 615 A

AØ 39 LKØ 100 x 4

SWAG 32 92 4224
Ref.No. 6Q0 598 611

AØ 120 LKØ 97 x 5

SWAG 32 92 4414
Ref.No. 6Q0 407 621 AD

AØ 126 LKØ 97 x 5

SWAG 99 90 3674
Ref.No. 191 598 625

AØ 50 IØ 29 B 15
AØ 40 IØ 17,5 B 15

SWAG 99 90 6655
Ref.No. 175 407 615

AØ 34 LKØ 100 x 4



Sharan / Syncro / 4-motion
(1995 →) (7M)

| | | | | |
|---------------------|------------|------------|------------|------------|
| alle / all | 32 91 9920 | 32 92 2554 | 32 91 9922 | 32 92 2554 |
| alle / all 4-motion | 32 91 9920 | 32 92 2554 | 32 91 9922 | 32 92 2554 |

Touran / 4-motion (1T)
(2003 →)

| | | | | |
|------------|--------------------------|--------------------------|------------|------------|
| alle / all | 32 92 6377 30 92 7317 | 32 92 6377 30 92 7317 | 32 92 3320 | 32 92 3320 |
|------------|--------------------------|--------------------------|------------|------------|

SWAG 30 92 7317
Ref.No. 1T0 498 621

AØ 136 LKØ 107 x 5

SWAG 32 91 9920
Ref.No. 7M3 498 625

AØ 80 IØ 43 B 38

SWAG 32 91 9922
Ref.No. 7M3 598 625

AØ 80 IØ 43 B 38

SWAG 32 92 2554
Ref.No. 7M0 501 655 D

AØ 141 LKØ 112 x 5

SWAG 32 92 3320
Ref.No. 1T0 598 611 B

AØ 136 LKØ 108 x 5

SWAG 32 92 6377
Ref.No. 1T0 498 621 SK

AØ 136 LKØ 107 x 5



Transporter Typ2 / Typ3 (1968 → 1991)

| | | | | |
|--|-------------------|---|-------------------|---|
| (ex.) Syncro → 1979 | 30 85 0005 | - | 30 85 0002 | - |
| (ex.) Syncro 1980 → 1984 (ch.) → 24-E-023 827 | 30 85 0003 | - | 30 85 0002 | - |
| (ex.) Syncro 1984 → 1992 (ch.) 24-E-023 828 → | 30 85 0004 | - | 30 85 0002 | - |
| Syncro | 99 90 5588 | - | 30 85 0002 | - |

Transporter Typ4 (1991 → 2003)

| | | | | |
|---|-------------------|---|------------|---|
| → 1997 Nutzlast / Maximum Load 800 → 1200 kg | 30 85 0007 | - | 30 90 5847 | - |
| → 1997 Nutzlast / Maximum Load 2000 kg | 30 85 0007 | - | - | - |
| 1997 → Nutzlast / Maximum Load 800 → 1200 kg | - | - | 30 90 5847 | - |
| 1997 → Nutzlast / Maximum Load 2000 kg | 30 85 0007 | - | - | - |
| Syncro | 30 85 0007 | - | - | - |
| (ch.) 70-T-200 001 → | 30 91 9914 | - | - | - |

SWAG 30 85 0002

Ref.No. 211 501 287 S1



AØ 72 IØ 35 B 19
AØ 62 IØ 35 B 17

SWAG 30 85 0003

Ref.No. 113 517 185 C S1



AØ 68 IØ 41 B 18,5
AØ 45 IØ 19 B 16,5

SWAG 30 85 0004

Ref.No. 251 405 645 B S1



AØ 68 IØ 41 B 18,5
AØ 45 IØ 22 B 16,5

SWAG 30 85 0005

Ref.No. 211 405 645 D S1



AØ 59 IØ 32 B 17
AØ 45 IØ 19 B 17

SWAG 30 85 0007

Ref.No. 701 498 625



AØ 80 IØ 45 B 45

SWAG 30 90 5847

Ref.No. 701 598 625



AØ 80 IØ 45 B 45

SWAG 30 91 9914

Ref.No. 7D0 498 625



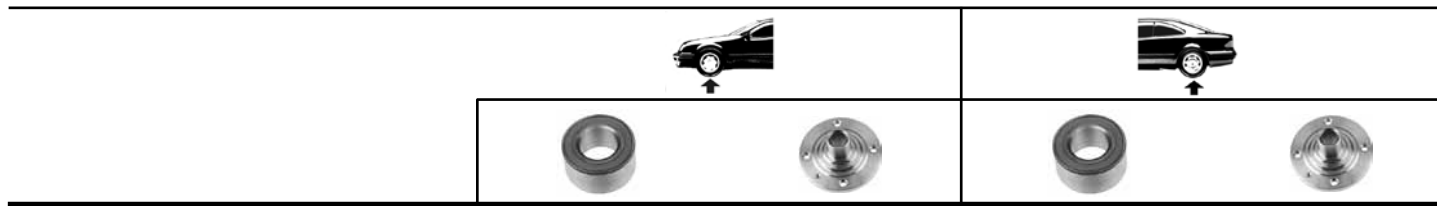
AØ 80 IØ 45 B 45

SWAG 99 90 5588

Ref.No. 251 407 625 S1



AØ 80 IØ 42 B 42



| | | | | | |
|--|-----------|------------|------------|--------------------------|------------|
| Vento (1H) (1992 → 1999) | | | | | |
| 1.4 → 1.9 TDI (ex.) Syncro (ex.) VR6 (ex.) Cabrio | (ex.) ABS | 30 90 3662 | 99 90 3368 | 99 90 3674 30 85 0001 | - |
| | ABS | 30 90 3662 | 32 90 1901 | 99 90 3674 30 85 0001 | - |
| | (ex.) ABS | 30 90 3662 | 99 90 3368 | 99 90 3674 30 85 0001 | - |
| 2.0 | | ABS | 30 90 8435 | 99 90 3674 30 85 0001 | - |
| | | (ex.) ABS | 30 90 3662 | 99 90 3674 30 85 0001 | - |
| | | ABS | 30 90 3662 | 99 90 3674 30 85 0001 | - |
| 2.8 VR6 (mot.) AAA | | 30 90 8435 | 32 90 1298 | 99 90 3674 30 85 0001 | - |
| Syncro 4.Zyl. | | 30 90 3662 | 32 90 1901 | 30 90 5380 | 32 90 2231 |
| Syncro 6 Zyl. | | 30 90 8435 | 32 90 1298 | 30 90 5380 | - |

SWAG 30 85 0001
Ref.No. 191 598 625 SK

AØ 50 IØ 29 B 15
AØ 40 IØ 17,5 B 15

SWAG 30 90 3662
Ref.No. 357 498 625 B

AØ 72 IØ 40 B 37

SWAG 30 90 5380
Ref.No. 331 598 625

AØ 68 IØ 39 B 37

SWAG 30 90 8435
Ref.No. 1H0 498 625

AØ 72 IØ 40 B 37

SWAG 32 90 1298
Ref.No. 1H0 407 613 B

AØ - LKØ 100 x 5

SWAG 32 90 1901
Ref.No. 357 407 613 B

AØ 40 LKØ 100 x 4

SWAG 99 90 3368
Ref.No. 357 407 615

AØ 40 LKØ 100 x 4

SWAG 99 90 3674
Ref.No. 191 598 625

AØ 50 IØ 29 B 15
AØ 40 IØ 17,5 B 15



240

(1974 → 1993)

alle / all

55 90 5894

-

-

-

260

(1974 → 1982)

alle / all

55 90 5894

-

-

-

440

(1988 → 1996)

alle / all

55 90 5895

-

-

-

460

(1990 → 1996)

alle / all

55 90 5895

-

-

-

SWAG 55 90 5894
Ref.No. 271391 SK




AØ 60 IØ 35 B 18,5
AØ 46 IØ 22 B 18,5

SWAG 55 90 5895
Ref.No. 3454197 S1



AØ 68 IØ 35 B 37



| | | | | |
|-----------------------------|------------|---|---|---|
| 480 (1986 → 1996) | | | | |
| alle / all | 55 90 5895 | - | - | - |

| | | | | |
|-----------------------------------|------------|------------|---|---|
| 740 / 760 (1984 → 1992) | | | | |
| alle / all | 55 90 5902 | 55 90 5902 | - | - |

| | | | | | |
|-----------------------------------|--------|------------|------------|------------|------------|
| 850 / AWD (1991 → 1996) | | | | | |
| alle / all | 1994 → | 55 91 4902 | 55 91 4902 | 55 91 4887 | 55 91 4887 |

| | | | | | |
|-----------------------------|--|------------|------------|---|---|
| 940 (1985 → 1998) | | | | | |
| alle / all | | 55 90 5902 | 55 90 5902 | - | - |

SWAG 55 90 5895
Ref.No. 3454197 S1

AØ 68 IØ 35 B 37

SWAG 55 90 5902
Ref.No. 271643

AØ 135,5 LkØ 100 x 5

SWAG 55 91 4887
Ref.No. 271795

AØ 135 LkØ 105 x 5

SWAG 55 91 4902
Ref.No. 274378

AØ 135 LkØ 100 x 5



960

(1990 → 1996)

alle / all
(ex.) (mot.) 2.9 / (ex.) ABS

55 90 5902

55 90 5902

-

-

C 70

(1997 → 2000)

alle / all (ex.) AWD → 1998

55 91 4902

55 91 4902

55 91 4887

55 91 4887

S 60

(2000 →)

alle / all

55 92 2649

55 92 2649

55 91 9248 ⓘ

55 91 9248 ⓘ



ⓘ (ex.) 4x4

SWAG 55 90 5902

Ref.No. 271643



AØ 135,5 LkØ 100 x 5

SWAG 55 91 4887

Ref.No. 271795



AØ 135 LkØ 105 x 5

SWAG 55 91 4902

Ref.No. 274378



AØ 135 LkØ 100 x 5

SWAG 55 91 9248

Ref.No. 271795




AØ 135 LkØ 105 x 5

SWAG 55 92 2649

Ref.No. 274298 SK



AØ 136,7 LkØ 102 x 5



| | | | | |
|--|-------------------|-------------------|-------------------|-------------------|
| S 70 (1997 → 2000) | | | | |
| alle / all (ex.) 2.0 / 2.4 → 1998 | 55 91 4902 | 55 91 4902 | 55 91 4887 | 55 91 4887 |

| | | | | |
|--------------------------------------|-------------------|-------------------|-------------------|-------------------|
| S 80 I / AWD (1998 → 2006) | | | | |
| alle / all | 55 92 2649 | 55 92 2649 | 55 91 9248 | 55 91 9248 |

| | | | | | |
|------------------------------|------------------|-------------------|-------------------|---|---|
| S 90 (1997 → 1998) | | | | | |
| alle / all | (ex.) ABS | 55 90 5902 | 55 90 5902 | - | - |
| | ABS | 55 91 4902 | 55 91 4902 | - | - |

SWAG 55 90 5902
Ref.No. 271643

AØ 135,5 LkØ 100 x 5

SWAG 55 91 4887
Ref.No. 271795

AØ 135 LkØ 105 x 5

SWAG 55 91 4902
Ref.No. 274378

AØ 135 LkØ 100 x 5

SWAG 55 91 9248
Ref.No. 271795

AØ 135 LkØ 105 x 5

SWAG 55 92 2649
Ref.No. 274298 SK

AØ 136,7 LkØ 102 x 5



V 70 I

(1996 → 2000)

| | | | | | |
|----------------------|-----------|------------|------------|------------|------------|
| alle / all (ex.) AWD | → 1998 | 55 91 4902 | 55 91 4902 | 55 91 4887 | 55 91 4887 |
| | 03/2000 → | - | - | 55 91 9248 | 55 91 9248 |
| AWD | → 1998 | 55 91 4902 | 55 91 4902 | 55 91 4887 | 55 91 4887 |

V 70 II / AWD

(2000 →)

| | | | | | |
|------------|--|------------|------------|--------------|--------------|
| alle / all | | 55 92 2649 | 55 92 2649 | 55 91 9248 ① | 55 91 9248 ① |
|------------|--|------------|------------|--------------|--------------|

V 90

(1997 → 1998)

| | | | | | |
|------------|-----------|------------|------------|---|---|
| alle / all | (ex.) ABS | 55 90 5902 | 55 90 5902 | - | - |
| | ABS | 55 91 4902 | 55 91 4902 | - | - |



① (ex.) 4x4

SWAG 55 90 5902

Ref.No. 271643



AØ 135,5 LkØ 100 x 5

SWAG 55 91 4887

Ref.No. 271795



AØ 135 LkØ 105 x 5

SWAG 55 91 4902

Ref.No. 274378



AØ 135 LkØ 100 x 5

SWAG 55 91 9248

Ref.No. 271795



AØ 135 LkØ 105 x 5

SWAG 55 92 2649

Ref.No. 274298 SK



AØ 136,7 LkØ 102 x 5



XC 70 I / AWD
(1997 → 2002)

alle / all (ex.) 2.4

→ 1998

55 91 4902

55 91 4902

-

-

XC 70 II / AWD
(2000 →)

alle / all

55 92 2649

55 92 2649

-

-

SWAG 55 91 4902
Ref.No. 274378



AØ 135 LkØ 100 x 5

SWAG 55 92 2649
Ref.No. 274298 SK



AØ 136,7 LkØ 102 x 5



Ref. - No.



passend für / to fit

ALFA-ROMEO

| | | |
|------------|-------------------|-----|
| 077 324 10 | 70 91 2117 | 001 |
| 464 259 59 | 70 91 2117 | 001 |
| 606 520 14 | 74 91 9114 | 001 |
| 608 064 40 | 70 91 2116 | 001 |
| 608 064 45 | 70 91 2117 | 001 |
| 608 099 85 | 70 91 2116 | 001 |
| 608 120 57 | 70 91 2118 | 001 |
| 608 121 95 | 70 91 2116 | 001 |
| 608 159 02 | 70 92 8142 | 001 |
| 717 144 57 | 70 92 8142 | 001 |

passend für / to fit

AUDI

| | | |
|----------------|-------------------|-------------------------|
| 1J0 407 613 C | 32 92 2512 | 009, 011, 018 |
| 1J0 407 613 G | 32 92 2512 | 009, 011, 018 |
| 431 407 615 | 32 90 3493 | 004, 006, 007 |
| 443 407 615 A | 32 90 3493 | 004, 006, 007 |
| 4A0 407 615 B | 32 91 8344 | 013 |
| 4A0 407 615 D | 32 91 8344 | 013 |
| 4A0 407 615 F | 32 91 8344 | 013 |
| 4A0 407 615 G | 32 91 8344 | 013 |
| 823 407 615 A | 32 90 2231 | 002, 015 |
| 861 407 615 A | 32 90 1424 | 002 |
| 893 407 615 A | 99 90 8949 | 003 |
| 893 407 615 B | 32 90 3617 | 003, 004, 005, 017 |
| 893 407 615 D | 32 91 7756 | 003, 005, 014, 016, 017 |
| 8A0 407 615 | 32 90 3617 | 003, 004, 005, 017 |
| 8A0 407 615 C | 32 91 7756 | 003, 005, 014, 016, 017 |
| 8D0 407 615 B | 30 92 4947 | 011, 012, 013 |
| 8D0 407 615 D | 30 92 4947 | 011, 012, 013 |
| 8D0 407 615 E | 30 92 4947 | 011, 012, 013 |
| 6Q0 407 621 AC | 32 92 4414 | 009 |
| 6Q0 407 621 AD | 32 92 4414 | 009 |
| 6Q0 407 621 AJ | 32 92 4414 | 009 |
| 443 407 625 F | 99 90 5918 | 005, 014 |
| 443 407 625 H | 99 90 5918 | 005, 014 |
| 4A0 407 625 A | 99 90 5918 | 005, 014 |

Ref. - No.



| | | |
|----------------|-------------------|-------------------------|
| 4D0 407 625 D | 32 92 6376 | 013, 014 |
| 4D0 407 625 E | 99 90 5918 | 005, 014 |
| 4D0 407 625 H | 32 92 6376 | 013, 014 |
| 893 407 625 | 99 90 5222 | 005, 011, 012, 013 |
| 893 407 625 A | 99 90 5222 | 005, 011, 012, 013 |
| 893 407 625 C | 99 90 5222 | 005, 011, 012, 013 |
| 1K0 498 621 | 30 92 7342 | 010 |
| 1K0 498 621 SK | 32 92 6378 | 010 |
| 1T0 498 621 | 30 92 7317 | 010 |
| 1T0 498 621 SK | 32 92 6377 | 010 |
| 1J0 498 625 | 30 91 4250 | 009 |
| 321 498 625 A | 30 90 3620 | 002, 003, 015 |
| 321 498 625 B | 30 90 3620 | 002, 003, 015 |
| 321 498 625 C | 30 90 3620 | 002, 003, 015 |
| 321 498 625 D | 30 90 3620 | 002, 003, 015 |
| 321 498 625 E | 30 90 3620 | 002, 003, 015 |
| 431 498 625 | 30 90 3622 | 004, 006, 007, 008, 015 |
| 431 498 625 A | 30 90 3623 | 006, 007, 008 |
| 443 498 625 | 30 90 3622 | 004, 006, 007, 008, 015 |
| 443 498 625 A | 99 90 5913 | 006, 007, 008, 012, 013 |
| 443 498 625 B | 30 90 3623 | 006, 007, 008 |
| 443 498 625 C | 30 90 3623 | 006, 007, 008 |
| 443 498 625 D | 99 90 5913 | 006, 007, 008, 012, 013 |
| 443 498 625 E | 30 90 3623 | 006, 007, 008 |
| 4A0 498 625 | 99 90 5913 | 006, 007, 008, 012, 013 |
| 4B0 498 625 | 32 92 4366 | 011, 013 |
| 861 498 625 | 30 90 3624 | 002 |
| 871 498 625 | 30 90 3624 | 002 |
| 871 498 625 A | 30 90 3624 | 002 |
| 893 498 625 | 30 90 3625 | 003, 004, 005, 016, 017 |
| 893 498 625 A | 30 90 3625 | 003, 004, 005, 016, 017 |

Ref. - No.

**SWAG**
GERMANY**SWAG**
GERMANY

Ref. - No.

SWAG
GERMANY

passend für / to fit

AUDI

| | | |
|----------------------|-------------------|--|
| 893 498 625 B | 30 90 3625 | 003, 004, 005, 016, 017 |
| 893 498 625 C | 30 91 7550 | 003, 005, 014, 016, 017 |
| 893 498 625 D | 30 90 3625 | 003, 004, 005, 016, 017 |
| 893 498 625 E | 30 91 7550 | 003, 005, 014, 016, 017 |
| 8A0 498 625 | 30 91 7534 | 003, 004, 014, 016 |
| 8D0 498 625 | 32 92 4366 | 011, 013 |
| 8D0 498 625 A | 32 92 7363 | 011, 012, 014 |
| 8L0 498 625 | 32 92 3370 | 009, 018 |
| 4A0 407 615 B | 32 91 8344 | 013 |
| 4A0 407 615 D | 32 91 8344 | 013 |
| 4A0 407 615 F | 32 91 8344 | 013 |
| 4A0 407 615 G | 32 91 8344 | 013 |
| 1J0 501 477 A | 99 90 9521 | 009 |
| 1J0 598 477 | 32 92 4236 | 009, 018 |
| 1K0 598 611 | 32 92 6380 | 010 |
| 1T0 598 611 | 32 92 3320 | 010 |
| 1T0 598 611 B | 32 92 3320 | 010 |
| 6Q0 598 611 | 32 92 4224 | 009 |
| 191 598 625 | 99 90 3674 | 002, 003, 015 |
| 191 598 625 S1 | 30 85 0001 | 002, 003, 015 |
| 4A0 598 625 | 30 85 0008 | 003, 006, 007, 008, 011, 012, 014, 016 |
| 4A0 598 625 A | 30 85 0008 | 003, 006, 007, 008, 011, 012, 014, 016 |
| 8D0 598 625 | 30 92 6568 | 011, 014 |
| 8D0 598 625 A | 30 92 8192 | 012 |
| passend für / to fit | | |
| BMW | | |
| 31 20 3 450 600 | 20 92 3926 | 023, 024, 025, 027, 028, 031, 032 |
| 31 20 3 450 600 S1 | 20 92 3928 | 023, 024, 025, 027, 028, 031, 032 |
| 31 20 6 751 735 | 20 92 8114 | 032 |

Ref. - No.

SWAG
GERMANY

| | | |
|--------------------|-------------------|-----------------------------------|
| 31 20 6 755 987 | 20 92 8114 | 032 |
| 31 20 6 756 256 | 20 92 8114 | 032 |
| 31 20 6 773 207 | 20 92 8491 | 032 |
| 31 20 6 779 735 | 20 92 8491 | 032 |
| 31 21 1 107 447 | 20 85 0001 | 019 |
| 31 21 1 128 157 | 20 90 4044 | 020, 033 |
| 31 21 1 128 569 | 20 90 4044 | 020, 033 |
| 31 21 1 129 386 | 20 90 4043 | 026, 029, 031 |
| 31 21 1 131 297 | 20 90 4044 | 020, 033 |
| 31 21 1 137 996 | 20 91 2178 | 030 |
| 31 21 1 468 751 | 20 90 4043 | 026, 029, 031 |
| 31 21 1 468 752 | 20 90 4044 | 020, 033 |
| 31 21 6 765 157 | 20 92 4571 | 019, 020, 023, 024 |
| 31 21 6 765 157 S1 | 20 92 4572 | 019, 020, 023, 024, 025 |
| 31 22 1 092 519 | 20 91 2178 | 030 |
| 31 22 1 093 427 | 20 91 2179 | 027, 027 |
| 31 22 1 093 427 S1 | 20 91 8397 | 027 |
| 31 22 1 139 345 | 20 90 4436 | 022, 026, 029, 031, 033, |
| 31 22 1 468 926 | 20 90 4436 | 022, 026, 029, 031, 033, |
| 31 22 6 750 217 | 20 92 1167 | 030 |
| 31 22 6 750 217 S1 | 20 92 1168 | 030 |
| 31 22 6 751 978 | 20 92 3926 | 023, 024, 025, 027, 028, 031, 032 |
| 31 22 6 751 978 S1 | 20 92 3928 | 023, 024, 025, 027, 028, 031, 032 |
| 31 22 6 757 024 | 20 91 8769 | 021, 022, 033 |
| 31 22 6 760 177 | 20 92 3369 | 027, 028, 029 |
| 31 22 6 765 601 | 20 92 3369 | 027, 028, 029 |
| 31 22 6 765 601 S1 | 20 92 3371 | 027, 028, 029 |
| 31 22 6 783 913 | 20 92 3926 | 023, 024, 025, 027, 028, 031, 032 |
| 31 22 6 783 913 S1 | 20 92 3928 | 023, 024, 025, 027, 028, 031, 032 |
| 33 41 1 090 505 | 20 90 9004 | 021, 022, 030, 031, 033 |



Ref. - No.



passend für / to fit

BMW

| | | |
|--------------------|-------------------|---|
| 33 41 1 093 102 | 20 91 2180 | 027, 028 |
| 33 41 1 093 567 | 20 92 6234 | 021, 022 |
| 33 41 1 093 725 | 20 91 2180 | 027, 028 |
| 33 41 1 095 238 | 20 92 1166 | 028, 029, 030, 032 |
| 33 41 1 095 652 | 20 91 2180 | 027, 028 |
| 33 41 1 095 652 S1 | 20 91 2202 | 027 |
| 33 41 1 095 654 | 20 91 2180 | 027, 028 |
| 33 41 1 095 774 | 20 92 8132 | 021, 022, 027, 028, 029, 030, 031, 033, 034 |
| 33 41 1 123 415 | 20 90 4529 | 025, 026 |
| 33 41 1 124 358 | 20 97 3271 | 020, 021, 033 |
| 33 41 1 124 358 S1 | 20 92 1954 | 020, 021 |
| 33 41 1 130 617 | 20 90 4526 | 020, 021, 022, 033, 034 |
| 33 41 1 130 617 S1 | 20 92 1996 | 020, 021, 022, 034 |
| 33 41 1 136 180 | 20 92 6234 | 021, 022 |
| 33 41 1 137 358 | 20 92 8132 | 021, 022, 027, 028, 029, 030, 031, 033, 034 |
| 33 41 1 137 685 | 20 90 9004 | 021, 022, 030, 031, 033 |
| 33 41 1 138 581 | 20 92 8132 | 021, 022, 027, 028, 029, 030, 031, 033, 034 |
| 33 41 1 468 747 | 20 90 4526 | 020, 021, 022, 033, 034 |
| 33 41 1 468 904 | 20 90 9004 | 021, 022, 030, 031, 033 |
| 33 41 6 762 314 | 20 92 6312 | 032 |
| 33 41 6 762 317 | 20 92 6309 | 019, 020, 023, 024 |
| 33 41 6 762 317 S1 | 20 92 6310 | 019, 020, 023, 024 |
| 33 41 6 762 321 | 20 92 6313 | 019, 020, 023, 024, 025 |
| 33 41 6 762 321 S1 | 20 92 6314 | 019, 020, 023, 024, 025 |
| 33 41 6 770 974 | 20 92 8506 | 032 |
| 33 41 6 770 974 S1 | 20 92 8623 | 032 |

Ref. - No.



passend für / to fit

CITROEN

| | | |
|------------|-------------------|----------------------------|
| 3307.49 | 62 91 0223 | 035, 037, 039, 041 |
| 3307.56 | 62 91 0224 | 035, 036, 037, 040, 041 |
| 3307.60 | 70 91 2573 | 037 |
| 3307.62 | 62 91 9844 | 035, 039 |
| 3307.64 | 62 91 9842 | 037, 038, 039 |
| 3307.65 | 70 91 4967 | 038 |
| 3307.69 | 62 91 0224 | 035, 036, 037, 040, 041 |
| 3307.71 | 62 91 0224 | 035, 036, 037, 040, 041 |
| 3307.72 | 62 91 0224 | 035, 036, 037, 040, 041 |
| 3307.74 | 62 91 9844 | 035, 039 |
| 3307.75 | 64 92 8497 | 037, 040 |
| 3307.76 | 62 91 8285 | 036, 039 |
| 3307.77 | 70 92 8231 | 038 |
| 3307.78 | 70 92 8232 | 038 |
| 3307.83 | 70 92 8232 | 038 |
| 3307.84 | 70 92 8231 | 038 |
| 3326.31 | 62 90 5542 | 035, 037, 039, 041 |
| 3326.62 | 62 92 4519 | 038 |
| 3326.69 | 62 92 4521 | 038 |
| 3350.16 | 62 90 5543 | 035, 040, 041 |
| 3350.17 | 62 90 5542 | 035, 037, 039, 041 |
| 3350.25 SK | 62 91 9295 | 038 |
| 3350.27 | 70 91 4538 | 038, 039 |
| 3350.29 | 70 91 2691 | 037, 038 |
| 3350.29 SK | 70 91 2695 | 037, 038 |
| 3350.32 | 62 91 8191 | 039 |
| 3350.69 | 62 91 9574 | 035, 036, 037 |
| 3350.72 | 64 92 4517 | 036 |
| 3350.81 | 62 92 4523 | 037 |
| 3350.84 | 62 91 9574 | 035, 036, 037 |
| 3350.87 | 62 92 4523 | 037 |
| 3748.17 SK | 62 91 1420 | 035, 039, 041 |
| 3748.28 | 62 92 9382 | 035, 040, 041 |
| 3748.29 | 64 92 8498 | 040 |

Ref. - No.

**SWAG**
GERMANY**SWAG**
GERMANY

Ref. - No.

SWAG
GERMANY

passend für / to fit

CITROEN

| | | |
|------------|-------------------|---------------|
| 3748.36 | 62 92 9384 | 035, 041 |
| 3748.43 | 62 92 9382 | 035, 040, 041 |
| 3748.44 | 62 92 9384 | 035, 041 |
| 3748.74 | 62 92 8264 | 036, 037 |
| 4246.Z9 | 62 92 7201 | 036 |
| 95 030 281 | 62 91 9844 | 035, 039 |

passend für / to fit

CHEVROLET

| | | |
|---------------|-------------------|-----|
| 0926529001 S1 | 40 85 0001 | 042 |
| 0926529001 S2 | 40 85 0002 | 042 |
| 90279331 | 40 90 3270 | 042 |
| 90279331 S1 | 40 90 3096 | 042 |
| 90279332 | 20 97 3271 | 042 |
| 90279332 S1 | 40 90 3189 | 042 |

passend für / to fit

DACIA

| | | |
|---------------|-------------------|-----|
| 60 01 547 686 | 60 92 6887 | 043 |
| 77 01 205 812 | 60 90 5538 | 043 |

passend für / to fit

FIAT


| | | |
|--------------|-------------------|--|
| 0433 0647 SK | 70 91 2695 | 047, 054 |
| 0433 0648 SK | 62 91 9295 | 047 |
| 0589 0990 | 70 91 2520 | 045, 049, 051, 052, 055, 056 |
| 0589 0991 | 70 91 2534 | 046, 050, 051, 053, 055, 056 |
| 0755 5466 | 70 91 2521 | 045, 049, 051, 052, 055, 056 |
| 0759 9461 | 70 91 2370 | 046, 050, 053, 057 |
| 0760 3485 | 70 91 2370 | 046, 050, 053, 057 |
| 0760 8131 | 70 91 2572 | 045, 046, 048, 049, 051, 052, 053, 054, 055, 056 |
| 0761 3514 | 70 91 2117 | 049, 055, 056 |
| 0765 7422 | 70 91 2573 | 047, 054 |
| 0766 9715 | 70 91 2573 | 047, 054 |
| 0775 0120 | 70 91 2116 | 045, 046, 049, 051, 052, 055, 056 |


Ref. - No.

SWAG
GERMANY

| | | |
|-------------|-------------------|--|
| 0776 9902 | 70 91 2118 | 045, 046, 049, 050, 051 |
| 0778 7124 | 70 91 2116 | 045, 046, 049, 051, 052, 055, 056 |
| 13004 72080 | 70 91 4967 | 047 |
| 13115 08080 | 62 91 9842 | 053, 057 |
| 13280 45080 | 70 92 8231 | 047 |
| 13280 46080 | 62 92 4519 | 047 |
| 13280 53080 | 70 92 8232 | 047 |
| 13280 54080 | 62 92 4521 | 047 |
| 13466 52080 | 70 92 8232 | 047 |
| 13466 53080 | 70 92 8231 | 047 |
| 4642 3870 | 70 91 2536 | 046, 050, 051, 055, 056 |
| 4645 3887 | 70 91 2116 | 045, 046, 049, 051, 052, 055, 056 |
| 4651 2973 | 70 91 9345 | 045, 049, 050, 052, 054 |
| 4651 9901 | 70 91 9345 | 045, 049, 050, 052, 054 |
| 4652 8566 | 70 91 2521 | 045, 049, 051, 052, 055, 056 |
| 4677 3659 | 70 91 2521 | 045, 049, 051, 052, 055, 056 |
| 4677 3662 | 70 92 8142 | 045, 048, 049, 050, 052, 053, 054, 057 |
| 5174 8680 | 40 92 8141 | 046 |
| 5174 9115 | 40 92 6675 | 046 |
| 5175 3789 | 70 91 2536 | 046, 050, 051, 055, 056 |
| 5570 1432 | 70 92 8303 | 048 |
| 5570 1433 | 70 92 8300 | 048 |
| 5570 3556 | 70 92 8303 | 048 |
| 5570 3557 | 70 92 8300 | 048 |
| 6081 1481 | 70 91 2117 | 049, 055, 056 |
| 7171 4450 | 70 91 2695 | 047, 054 |
| 7171 4457 | 70 92 8142 | 045, 048, 049, 050, 052, 053, 054, 057 |
| 7171 4459 | 70 92 4524 | 045, 048, 049, 052, 054 |



| Ref. - No. | SWAG GERMANY |  |
|----------------------|--------------|---|
| 7171 4473 SK | 70 91 4538 | 053, 057 |
| 7173 1547 | 62 92 4523 | 057 |
| 7174 5046 | 70 92 4524 | 045, 048, 049, 052, 054 |
| 7174 5047 | 70 92 8142 | 045, 048, 049, 050, 052, 053, 054, 057 |
| 95672 17680 SK | 70 91 4538 | 053, 057 |
| passend für / to fit | | |
| FORD | | |
| 1 001 718 | 32 91 9920 | 066 |
| 1 004 719 | 32 91 9922 | 066 |
| 1 019 561 | 50 90 8080 | 060, 062, 064, 068, 070, 071, 074 |
| 1 053 115 | 50 85 0002 | 075 |
| 1 085 043 | 50 91 9183 | 065 |
| 1 085 565 | 50 91 9183 | 065 |
| 1 088 380 | 50 90 5412 | 060, 061, 062, 064, 068, 070, 071 |
| 1 101 885 | 32 92 2554 | 066 |
| 1 104 362 | 32 91 9922 | 066 |
| 1 112 547 | 50 91 9213 | 065, 066 |
| 1 121 342 | 32 92 2554 | 066 |
| 1 122 167 | 32 92 2554 | 066 |
| 1 124 904 | 50 91 9983 | 069 |
| 1 133 023 | 50 91 9706 | 069 |
| 1 135 043 | 50 91 9183 | 065 |
| 1 137 830 | 50 90 8080 | 060, 062, 064, 068, 070, 071, 074 |
| 1 141 771 | 50 90 5412 | 060, 061, 062, 064, 068, 070, 071 |
| 1 146 119 | 50 90 3991 | 060, 061, 062, 064, 065, 068, 070, 071 |
| 1 146 689 | 50 91 9983 | 069 |
| 1 201 300 | 50 92 2805 | 076 |
| 1 201 568 | 50 91 9143 | 065, 066 |
| 1 201 569 | 50 91 9213 | 065, 066 |
| 1 223 640 | 50 92 6770 | 065 |
| 1 326 487 | 50 92 6770 | 065 |
| 1 333 147 | 50 90 3991 | 060, 061, 062, 064, 065, 068, 070, 071 |

| Ref. - No. | SWAG GERMANY |  |
|------------|--------------|---|
| 1 335 383 | 50 91 9143 | 065, 066 |
| 1 336 139 | 50 92 6770 | 065 |
| 1 471 854 | 50 92 6770 | 065 |
| 1 644 842 | 50 90 5761 | 058, 059, 063, 069 |
| 3 555 333 | 50 90 3991 | 060, 061, 062, 064, 065, 068, 070, 071 |
| 3 903 036 | 50 90 3991 | 060, 061, 062, 064, 065, 068, 070, 071 |
| 4 052 783 | 50 92 2805 | 076 |
| 4 103 347 | 50 92 4351 | 069 |
| 4 103 363 | 50 91 9706 | 069 |
| 4 479 002 | 50 92 7162 | 076 |
| 4 506 244 | 50 92 2805 | 076 |
| 5 007 027 | 50 90 5393 | 063 |
| 5 007 028 | 50 85 0003 | 058, 059, 066, 067, 069 |
| 5 007 039 | 50 90 5397 | 058, 059, 063, 069 |
| 5 007 040 | 50 90 5398 | 058, 059, 063, 069 |
| 5 008 716 | 50 90 5400 | 072, 073 |
| 5 010 762 | 50 90 5401 | 072, 073 |
| 5 011 391 | 50 90 5402 | 072, 073 |
| 5 011 392 | 50 90 5403 | 072, 073 |
| 5 012 346 | 50 90 5494 | 072 |
| 5 012 347 | 50 90 5404 | 067, 071, 073 |
| 5 012 477 | 50 90 5493 | 072 |
| 5 012 478 | 50 90 5405 | 067, 071, 072, 073 |
| 5 020 654 | 50 90 5408 | 059, 060, 062, 064, 068, 070 |
| 5 020 655 | 50 90 5409 | 059, 060, 062, 064, 068, 070 |
| 5 020 656 | 50 90 5411 | 060, 061, 062, 064, 070 |
| 5 024 195 | 50 90 5411 | 060, 061, 062, 064, 070 |
| 5 024 196 | 50 90 5412 | 060, 061, 062, 064, 068, 070, 071 |
| 5 024 251 | 99 90 8132 | 061, 062, 070 |
| 5 025 675 | 50 90 5413 | 064 |
| 5 025 899 | 50 85 0001 | 075 |
| 5 027 620 | 50 91 9265 | 058, 068 |

Ref. - No.

**SWAG**
GERMANY**SWAG**
GERMANY

Ref. - No.

SWAG
GERMANY

passend für / to fit

FORD

| | | |
|--------------|-------------------|--|
| 5 027 621 | 50 90 7830 | 068 |
| 5 027 622 | 50 90 7833 | 068 |
| 5 030 537 | 50 90 5408 | 059, 060, 062, 064, 068, 070 |
| 5 030 537 SK | 50 90 8080 | 060, 062, 064, 068, 070, 071, 074 |
| 5 030 538 | 50 90 5409 | 059, 060, 062, 064, 068, 070 |
| 6 087 129 | 50 90 5761 | 058, 059, 063, 069 |
| 6 517 013 | 50 90 3991 | 060, 061, 062, 064, 065, 068, 070, 071 |
| 6 517 014 | 50 90 5762 | 060, 062, 064 |
| 6 798 055 | 50 91 9265 | 058, 068 |
| 7 201 007 | 32 92 2554 | 066 |
| 7 346 525 | 50 91 9090 | 058, 065, 068 |

passend für / to fit

HYUNDAI

| | | |
|-------------|-------------------|---------------|
| 51720-21100 | 90 92 7316 | 077, 078 |
| 51720-22000 | 90 92 7316 | 077, 078 |
| 51750-24500 | 90 92 8251 | 077, 078, 079 |
| 51750-29000 | 90 92 8250 | 077, 078 |
| 51750-3D000 | 90 92 8252 | 079 |
| 51750-3D003 | 90 92 8252 | 079 |
| 52710-25100 | 90 92 8253 | 077 |
| 52710-25101 | 90 92 8253 | 077 |
| 52730-38101 | 90 92 8254 | 079 |
| 52730-38102 | 90 92 8254 | 079 |
| 52730-38103 | 90 92 8254 | 079 |

passend für / to fit

KIA

| | | |
|-------------|-------------------|-----|
| 51750-3D000 | 90 92 8252 | 080 |
| 51750-3D003 | 90 92 8252 | 080 |
| 52730-38101 | 90 92 8254 | 080 |
| 52730-38102 | 90 92 8254 | 080 |
| 52730-38103 | 90 92 8254 | 080 |

passend für / to fit

LANCIA

| | | |
|-----------|-------------------|----------|
| 0589 0990 | 70 91 2520 | 081, 082 |
|-----------|-------------------|----------|

Ref. - No.

SWAG
GERMANY

| | | |
|----------------|-------------------|---------------|
| 0755 5466 | 70 91 2521 | 081, 082 |
| 0759 9461 | 70 91 2370 | 083 |
| 0760 3485 | 70 91 2370 | 083 |
| 0760 8131 | 70 91 2572 | 081, 082 |
| 0761 3514 | 70 91 2117 | 081 |
| 0776 9902 | 70 91 2118 | 082 |
| 0778 7124 | 70 91 2116 | 081, 082 |
| 4645 3887 | 70 91 2116 | 081, 082 |
| 4651 9901 | 70 91 9345 | 081, 082, 083 |
| 4652 8566 | 70 91 2521 | 081, 082 |
| 6081 1481 | 70 91 2117 | 081 |
| 7171 4457 | 70 92 8142 | 081, 082, 083 |
| 7171 4459 | 70 92 4524 | 082, 083 |
| 7173 1547 | 62 92 4523 | 082 |
| 95672 17680 SK | 70 91 4538 | 083 |

passend für / to fit

LEXUS

| | | |
|-------------|-------------------|----------|
| 43502-32070 | 81 92 8239 | 085 |
| 43502-33030 | 81 92 8249 | 084, 085 |
| 90369-30044 | 81 92 7312 | 084 |
| 90369-38003 | 81 92 4717 | 084 |
| 90369-43008 | 81 92 7313 | 084, 085 |

passend für / to fit

MAZDA

| | | |
|--------------|-------------------|-----|
| 1E00-32-61YA | 50 90 8080 | 086 |
|--------------|-------------------|-----|

passend für / to fit

MERCEDES BENZ

| | | |
|------------------|-------------------|---|
| 210 330 03 25 | 10 92 8384 | 096, 100, 103, 104, 105, 106, 107, 108, 120 |
| 230 330 03 25 S1 | 10 92 4534 | 119 |
| 230 330 03 25 S2 | 10 92 6005 | 119 |
| 611 330 07 25 | 99 90 5577 | 113, 114, 123 |
| 611 330 08 25 | 10 90 8146 | 124 |
| 107 330 00 51 | 10 85 0004 | 087, 113, 118 |
| 111 330 00 51 | 10 85 0004 | 087, 113, 118 |
| 115 330 00 51 SK | 10 85 0007 | 118 |
| 115 330 00 51 | 10 85 0013 | 118 |
| 116 330 00 51 SK | 99 90 5577 | 113, 114, 123 |
| 126 330 00 51 | 10 85 0011 | 088, 114 |



Ref. - No.



passend für / to fit

MERCEDES BENZ

| | | |
|------------------|-------------------|------------------------------|
| 140 330 00 51 S | 10 90 5416 | 115 |
| 140 330 00 51 | 10 90 5415 | 115 |
| 140 330 02 51 SK | 10 90 5415 | 115 |
| 140 330 02 51 | 10 90 5416 | 115 |
| 163 330 00 51 | 10 92 1975 | 112 |
| 201 330 00 51 | 10 85 0003 | 093, 094 |
| 201 330 00 51 SK | 10 85 0008 | 094 |
| 201 330 01 51 | 10 85 0001 | 094 |
| 201 330 01 51 SK | 10 85 0005 | 093, 094 |
| 201 330 02 51 SK | 10 85 0006 | 118 |
| 201 330 02 51 | 10 85 0012 | 118 |
| 202 330 00 51 | 99 90 2071 | 120 |
| 202 330 00 51 SK | 99 90 7870 | 120 |
| 203 330 00 51 SK | 10 92 7311 | 120 |
| 203 330 00 51 | 10 92 2435 | 120 |
| 210 330 00 51 SK | 99 90 7870 | 120 |
| 210 330 00 51 | 99 90 2071 | 108, 120 |
| 631 330 00 51 SK | 99 90 5464 | 112 |
| 631 330 02 51 SK | 99 90 5464 | 112 |
| 601 350 15 10 | 10 90 4284 | 123 |
| 168 350 03 35 | 10 92 8382 | 095 |
| 168 350 04 35 | 10 92 8383 | 095 |
| 124 350 05 49 SK | 10 90 7932 | 090, 091, 092 |
| 124 350 05 49 | 99 90 7931 | 090 |
| 124 350 06 49 | 10 90 4178 | 089, 090, 091, 092 |
| 129 350 00 49 | 10 92 1873 | 092, 119 |
| 140 350 01 49 | 10 90 8219 | 115 |
| 201 350 01 49 SK | 10 90 5578 | 120 |
| 201 350 01 49 | 99 90 8881 | 120 |
| 201 350 02 49 | 99 90 8881 | 120 |
| 201 350 02 49 SK | 10 90 5578 | 105, 106, 107, 108, 119, 120 |
| 201 350 05 49 SK | 10 90 5578 | 120 |
| 201 350 05 49 | 99 90 8881 | 120, 120 |
| 201 350 05 49 | 99 97 5424 | 120, 120 |
| 111 350 00 68 | 10 90 5423 | 113, 118 |
| 111 350 00 68 S | 10 90 5423 | 118 |
| 123 350 00 68 | 99 90 8840 | 118 |

Ref. - No.



| | | |
|------------------|-------------------|------------------------------|
| 123 350 00 68 SK | 99 97 5569 | 118 |
| 601 350 00 68 | 10 85 0014 | 111, 123 |
| 601 350 00 68 SK | 10 90 5860 | 123 |
| 601 350 01 68 | 10 85 0014 | 123 |
| 601 350 01 68 SK | 10 90 5860 | 111, 123 |
| 601 350 02 68 SK | 10 90 5860 | 123 |
| 601 350 02 68 | 10 85 0014 | 111, 123 |
| 601 350 04 68 | 10 85 0014 | 123 |
| 601 350 04 68 SK | 10 90 5860 | 123 |
| 902 350 00 68 | 10 92 3489 | 122 |
| 902 350 00 68 SK | 10 92 3663 | 122 |
| 211 357 03 08 | 12 92 8620 | 099, 101, 102, 109, 110, 117 |
| 211 357 04 08 | 12 92 8620 | 099, 101, 102, 109, 110, 117 |
| 211 357 05 08 | 12 92 8620 | 099, 101, 102, 109, 110, 117 |
| 111 586 04 33 | 10 85 0004 | 087, 113, 118 |
| 115 586 03 33 SK | 10 85 0007 | 118 |
| 115 586 03 33 | 10 85 0013 | 118 |
| 116 586 00 33 SK | 99 90 5577 | 113, 114, 123 |
| 111 586 00 35 S | 10 90 5423 | 087, 113, 118 |
| 115 586 06 35 SK | 99 97 5569 | 118 |
| 115 586 06 35 | 99 90 8840 | 118 |
| 115 586 07 35 | 99 90 8840 | 118 |
| 115 586 07 35 SK | 99 97 5569 | 114, 118 |
| 115 586 08 35 | 99 90 8840 | 114, 118 |
| 115 586 08 35 SK | 99 97 5569 | 118 |
| 115 586 11 35 | 99 90 8840 | 118 |
| 115 586 11 35 SK | 99 97 5569 | 118 |
| 123 586 00 35 | 99 90 8840 | 118 |
| 123 586 00 35 SK | 99 97 5569 | 118 |
| 124 980 04 16 | 10 90 4178 | 089, 090, 091, 092 |
| 124 980 05 16 SK | 10 90 7932 | 091, 092 |
| 124 980 05 16 | 99 90 7931 | 090 |
| 129 980 00 16 | 10 92 1873 | 092, 119 |
| 129 980 04 16 | 10 92 1873 | 092, 119 |
| 140 980 04 16 | 10 90 8210 | 115 |
| 140 980 04 16 SK | 10 90 8222 | 115, 116 |
| 140 980 05 16 | 10 90 8219 | 115 |

Ref. - No.

**SWAG**
GERMANY**SWAG**
GERMANY

Ref. - No.

SWAG
GERMANY

Ref. - No.

SWAG
GERMANY

passend für / to fit

MERCEDES BENZ

| | | |
|------------------|-------------------|---|
| 140 980 06 16 | 10 90 8220 | 103, 108, 115 |
| 201 980 00 16 SK | 10 90 5578 | 120 |
| 201 980 00 16 | 99 90 8881 | 120 |
| 201 980 01 16 SK | 10 90 5578 | 120 |
| 201 980 01 16 | 99 90 8881 | 119, 120 |
| 201 980 01 16 | 99 97 5424 | 119, 120 |
| 202 980 00 16 SK | 10 90 5578 | 106, 107, 108, 119, 120 |
| 202 980 00 16 | 99 90 8881 | 120 |
| 202 980 01 16 | 99 97 5424 | 089, 090, 091, 092, 093, 094, 096, 097, 100, 103, 104, 105, 106, 107, 108, 119, 120 |
| 202 980 01 16 | 99 90 8881 | 089, 090, 091, 092, 093, 094, 096, 097, 100, 103, 104, 105, 106, 107, 108, 119, 120 |
| 203 980 00 16 | 10 92 1872 | 098 |
| 209 980 00 16 | 10 92 1697 | 100, 101 |
| 220 980 00 16 | 10 92 1667 | 116 |
| 220 980 01 16 | 10 92 1668 | 099, 116 |
| 168 981 03 27 S1 | 10 92 1839 | 095 |
| 168 981 06 27 S1 | 10 92 3225 | 095 |
| 168 981 06 27 SK | 10 92 3226 | 095 |
| 168 981 07 27 S1 | 10 92 1847 | 095 |
| 169 981 00 27 | 10 92 4507 | 095 |
| 211 981 02 27 S1 | 10 92 8678 | 117 |
| 211 981 02 27 | 10 92 8574 | 117 |

passend für / to fit

MINI

| | | |
|-----------------|-------------------|-----|
| 31 22 6 756 889 | 99 92 2315 | 125 |
| 33 41 6 756 830 | 99 92 2316 | 125 |

passend für / to fit

NISSAN

| | | |
|-------------|-------------------|-----|
| 40210-00QAC | 60 92 3183 | 126 |
| 40210-00QAA | 60 90 5528 | 126 |
| 40210-00QAG | 60 92 3331 | 127 |

| | | |
|----------------|-------------------|----------|
| 40210-21B00 | 82 91 7432 | 126 |
| 40210-34B00 | 82 91 7432 | 126 |
| 40210-AX000 | 60 92 4315 | 126, 127 |
| 40210-AX000 S1 | 60 92 4315 | 126, 127 |
| 43202-00QAC | 60 92 1095 | 126 |
| 43210-00QAB | 60 92 3179 | 126 |
| 43210-00QAC | 60 92 2864 | 127 |
| 43210-00QAD SK | 60 91 9897 | 126 |

passend für / to fit

OPEL

| | | |
|----------|-------------------|--|
| 0326 001 | 40 92 8301 | 135, 136, 139, 141 |
| 0326 165 | 70 92 8303 | 136 |
| 0326 166 | 70 92 8300 | 136 |
| 0326 169 | 40 90 3106 | 128, 129, 130, 131, 135, 137, 138, 141, 142 |
| 0326 173 | 40 90 3104 | 128, 129, 130, 131, 134, 137, 138, 142, 143 |
| 0326 178 | 40 90 3106 | 128, 129, 130, 131, 135, 137, 138, 141, 142 |
| 0326 184 | 40 90 3104 | 128, 129, 130, 131, 134, 137, 138, 142, 143 |
| 0326 194 | 40 90 3965 | 134, 144, 145 |
| 0326 195 | 40 90 3969 | 134, 144, 145 |
| 0326 196 | 40 90 3975 | 129, 144 |
| 0326 197 | 40 90 3106 | 128, 129, 130, 131, 135, 137, 138, 141, 142 |
| 0328 980 | 40 91 9085 | 135, 136, 141 |
| 0421 000 | 40 90 2895 | 129, 130, 131, 132, 136, 138, 139, 143 |
| 0421 001 | 40 90 2843 | 129, 130, 131, 132, 138, 139, 143, 144, 145, 147 |
| 0421 004 | 40 91 4694 | 132, 143, 144, 145 |
| 1603 065 | 40 85 0001 | 128, 135, 137, 138, 140, 141, 142, 143 |
| 1603 143 | 40 92 3377 | 141, 146 |
| 1603 191 | 40 90 3189 | 128, 130, 131, 134, 137, 138, 142, 143 |



Ref. - No.



passend für / to fit

OPEL

| | | |
|-------------|-------------------|--|
| 1603 192 | 40 90 3096 | 128, 129, 130, 135, 137, 138, 142 |
| 1603 193 | 40 85 0002 | 128, 135, 137, 138, 140, 141, 142, 143 |
| 1603 194 | 40 90 6167 | 139, 140 |
| 1603 195 | 40 90 4799 | 129, 130, 135, 138, 141, 142 |
| 1603 196 | 40 90 4838 | 130, 131, 134, 140, 143, 144, 145 |
| 1603 208 | 40 91 4611 | 132 |
| 1603 209 | 99 91 4615 | 132 |
| 1603 210 SK | 40 91 4619 | 132, 147 |
| 1603 211 S1 | 40 92 4164 | 132, 147 |
| 1603 211 SK | 99 91 4623 | 132, 147 |
| 1603 243 | 40 92 3377 | 141, 146 |
| 1603 253 | 40 92 7385 | 133 |
| 1603 254 | 40 92 7386 | 133, 148 |
| 1603 255 | 40 92 8141 | 141, 146 |
| 1603 294 | 40 92 3377 | 141, 146 |
| 1603 295 | 40 92 8141 | 141, 146 |
| 1603 337 | 70 92 4524 | 136 |
| 1603 338 | 70 92 8142 | 136 |
| 1604 002 | 40 91 4694 | 132, 143, 144, 145 |
| 1604 003 | 40 90 2843 | 129, 130, 131, 132, 138, 139, 143, 144, 145, 147 |
| 1604 004 | 40 90 2895 | 129, 130, 131, 132, 136, 138, 139, 143 |
| 1604 007 | 40 91 9088 | 135, 141 |
| 1604 287 | 40 90 1972 | 139 |
| 1604 292 | 40 90 1971 | 134, 139, 140, 143 |
| 1604 301 | 40 91 4694 | 132, 143, 144, 145 |
| 1604 302 | 40 90 2843 | 129, 130, 131, 132, 138, 139, 143, 144, 145, 147 |
| 1604 303 | 40 90 2895 | 129, 130, 131, 132, 136, 138, 139, 143 |

Ref. - No.



passend für / to fit

PEUGEOT

| | | |
|---------------|-------------------|--|
| 1604 306 | 40 90 2895 | 129, 129, 130, 131, 132, 136, 138, 139, 143, 144, 145, 147 |
| 1604 306 | 40 90 2843 | 129, 129, 130, 131, 132, 136, 138, 139, 143, 144, 145, 147 |
| 1604 307 | 40 90 2895 | 129, 130, 131, 132, 136, 138, 139, 143 |
| 1604 314 | 40 92 6675 | 141, 146 |
| 1604 316 | 40 92 7382 | 133, 148 |
| 1604 358 | 40 92 8145 | 136 |
| 4403 023 | 60 92 3183 | 126, 139 |
| 4403 044 | 60 92 3179 | 126, 139 |
| 4408 277 | 60 92 2864 | 127, 146 |
| 4408 668 | 60 92 3330 | 146 |
| 4412 598 | 60 92 3331 | 127, 146 |
| 4430 305 | 60 92 3331 | 127, 146 |
| 13 00 472 080 | 70 91 4967 | 156 |
| 3307.49 | 62 91 0223 | 149, 150, 152, 154 |
| 3307.56 | 62 91 0224 | 150, 151, 152, 153, 154, 155, 158 |
| 3307.60 | 70 91 2573 | 157 |
| 3307.62 | 62 91 9844 | 149 |
| 3307.64 | 62 91 9842 | 155, 156 |
| 3307.65 | 70 91 4967 | 156 |
| 3307.69 | 62 91 0224 | 150, 151, 152, 153, 154, 155, 158 |
| 3307.71 | 62 91 0224 | 150, 151, 152, 153, 154, 155, 158 |
| 3307.72 | 62 91 0224 | 150, 151, 152, 153, 154, 155, 158 |
| 3307.74 | 62 91 9844 | 149 |
| 3307.76 | 62 91 8285 | 149, 151, 152, 154 |
| 3307.77 | 70 92 8231 | 157 |
| 3307.78 | 70 92 8232 | 156, 157 |
| 3307.83 | 70 92 8232 | 156, 157 |
| 3307.84 | 70 92 8231 | 157 |

Ref. - No.

**SWAG**
GERMANY**SWAG**[®]
GERMANY

Ref. - No.

SWAG
GERMANY

passend für / to fit

PEUGEOT

| | | |
|------------|-------------------|------------------------------|
| 3326.31 | 62 90 5542 | 149, 150, 152, 154, 155 |
| 3326.35 | 62 90 5543 | 150, 151, 152, 154, 155, 158 |
| 3326.62 | 62 92 4519 | 157 |
| 3326.69 | 62 92 4521 | 157 |
| 3350.16 | 62 90 5543 | 150, 151, 152, 154, 155, 158 |
| 3350.17 | 62 90 5542 | 149, 150, 152, 154, 155 |
| 3350.18 | 62 92 2006 | 149 |
| 3350.25 SK | 62 91 9295 | 156, 157 |
| 3350.27 | 70 91 4538 | 155, 156 |
| 3350.27 SK | 70 91 4538 | 155, 156 |
| 3350.29 | 70 91 2691 | 156, 157 |
| 3350.29 SK | 70 91 2695 | 156, 157 |
| 3350.32 | 62 91 8191 | 151, 152, 154 |
| 3350.69 | 62 91 9574 | 151, 153, 158 |
| 3350.72 | 64 92 4517 | 149, 151 |
| 3350.81 | 62 92 4523 | 156 |
| 3350.84 | 62 91 9574 | 151, 153, 158 |
| 3350.87 | 62 92 4523 | 156 |
| 3701.42 S | 62 90 5555 | 155 |
| 3748.17 SK | 62 91 1420 | 149, 150, 151, 152, 154 |
| 3748.28 | 62 92 9382 | 155 |
| 3748.36 | 62 92 9384 | 154, 158 |
| 3748.43 | 62 92 9382 | 155, 158 |
| 3748.44 | 62 92 9384 | 154, 158 |
| 3748.74 | 62 92 8264 | 153 |
| 4246.Z9 | 62 92 7201 | 153 |

passend für / to fit

RENAULT

| | | |
|------------------|-------------------|----------|
| 50 00 388 284 S | 60 91 1418 | 166, 176 |
| 50 00 388 401 S | 60 91 1418 | 166, 176 |
| 55 16 010 573 S | 60 91 1418 | 166, 176 |
| 60 25 371 536 | 60 91 9823 | 159, 162 |
| 60 25 371 670 SK | 60 91 9823 | 159, 162 |

Ref. - No.

SWAG
GERMANY

| | | |
|------------------|-------------------|--|
| 77 00 719 140 | 60 90 9322 | 159, 160, 177 |
| 77 00 768 318 | 60 90 9321 | 159, 160, 163, 165, 167, 168, 175 |
| 77 00 768 319 | 60 90 9321 | 159, 160, 163, 165, 167, 168, 175 |
| 77 01 205 170 | 60 92 1721 | 167, 168 |
| 77 01 205 499 | 60 92 1095 | 163 |
| 77 01 205 596 | 60 91 9897 | 163, 165, 174 |
| 77 01 205 596 SK | 60 91 9897 | 163, 165, 174 |
| 77 01 205 778 | 60 90 5526 | 159, 160, 174, 177 |
| 77 01 205 779 | 60 90 5528 | 159, 160, 162, 163, 167, 168, 174, 175 |
| 77 01 205 780 | 60 91 9807 | 165, 168, 175 |
| 77 01 205 812 | 60 90 5538 | 159, 161, 167, 173, 174, 175, 177 |
| 77 01 205 972 | 60 91 9811 | 165 |
| 77 01 206 328 | 60 92 4290 | 168 |
| 77 01 206 328 SK | 60 92 4290 | 168 |
| 77 01 206 661 | 60 92 3253 | 160, 166 |
| 77 01 206 740 | 60 92 3183 | 166 |
| 77 01 206 742 | 60 92 3179 | 166 |
| 77 01 206 846 | 60 92 8151 | 177 |
| 77 01 206 847 | 60 92 3330 | 177 |
| 77 01 206 849 | 60 92 2864 | 177 |
| 77 01 207 358 | 60 92 3331 | 162, 177 |
| 77 01 207 676 | 60 92 4313 | 161, 169, 170, 171, 172, 173 |
| 77 01 207 677 | 60 92 4315 | 161, 169, 170, 171, 172, 173, 176, 177 |
| 77 01 207 823 | 60 92 8154 | 161, 169, 170, 173 |
| 77 01 207 823 SK | 60 92 8154 | 161, 169, 170, 173 |
| 77 01 207 898 | 60 92 8155 | 171, 176 |
| 77 01 207 898 SK | 60 92 8155 | 171, 176 |
| 77 01 207 966 | 60 92 3331 | 162, 177 |
| 77 01 208 058 | 60 92 4780 | 161, 169, 170, 172, 173 |
| 77 01 208 059 | 60 92 4781 | 170, 171, 176 |
| 77 01 208 060 | 60 92 3253 | 160, 166 |
| 77 01 208 230 | 60 92 8156 | 176 |
| 77 01 208 230 SK | 60 92 8156 | 176 |



Ref. - No.



passend für / to fit

RENAULT

| | | |
|------------------|-------------------|--|
| 77 01 208 427 | 60 92 3331 | 162, 177 |
| 77 01 208 429 | 60 92 3253 | 160, 166 |
| 77 01 462 217 | 60 90 5538 | 159, 161, 167, 173, 174, 175, 177 |
| 77 01 462 469 | 60 90 5526 | 159, 160, 174, 177 |
| 77 01 463 523 | 60 90 5537 | 159, 167, 174, 175 |
| 77 01 463 987 | 60 91 9897 | 163, 165, 174 |
| 77 01 464 049 | 60 90 5528 | 159, 160, 162, 163, 167, 168, 174, 175 |
| 77 01 465 181 | 60 90 5526 | 159, 160, 174, 177 |
| 77 01 465 735 | 60 90 5538 | 159, 161, 167, 173, 174, 175, 177 |
| 77 01 466 803 | 60 91 9807 | 165, 168, 175 |
| 77 01 467 860 | 60 91 9807 | 165, 168, 175 |
| 77 01 469 682 | 60 91 9823 | 159, 162 |
| 77 01 470 552 | 60 91 9811 | 165 |
| 77 01 472 838 | 60 92 1299 | 166 |
| 77 01 472 838 SK | 60 92 1299 | 166 |
| 77 01 713 008 | 60 92 1299 | 166 |
| 77 03 090 365 | 60 91 9897 | 163, 165, 174 |
| 77 11 130 076 | 60 92 8151 | 177 |
| 82 00 208 332 | 60 90 9321 | 159, 160, 163, 165, 167, 168, 175 |
| 82 00 228 610 | 60 92 8151 | 177 |
| 82 00 367 094 | 60 92 1299 | 166 |

passend für / to fit

SAAB

| | | |
|--------------|-------------------|-----|
| 12 799 815 | 40 92 3377 | 178 |
| 24 421 906 | 40 92 6675 | 178 |
| 42 42 202 | 57 91 9652 | 178 |
| 43 98 046 | 40 91 4694 | 178 |
| 46 89 923 | 57 91 9652 | 178 |
| 47 78 494 | 40 91 4694 | 178 |
| 48 39 122 | 40 91 4694 | 178 |
| 89 42 765 | 57 92 2235 | 178 |
| 89 42 765 S1 | 57 92 2237 | 178 |
| 91 04 209 | 57 92 2235 | 178 |
| 91 04 209 S1 | 57 92 2237 | 178 |

Ref. - No.



passend für / to fit

SEAT

| | | |
|----------------|-------------------|-----|
| 93 170 611 | 40 92 6675 | 178 |
| 93 171 495 | 40 92 3377 | 178 |
| 93 175 327 | 40 92 3377 | 178 |
| 93 186 387 | 40 92 3377 | 178 |
| 191 498 625 A | 30 90 3662 | 180 |
| 191 498 625 A | 30 90 3662 | 181 |
| 191 498 625 A | 30 90 3662 | 183 |
| 191 598 625 | 99 90 3674 | 183 |
| 191 598 625 | 99 90 3674 | 180 |
| 191 598 625 | 99 90 3674 | 179 |
| 1H0 407 613 A | 32 90 1298 | 183 |
| 1H0 407 613 B | 32 90 1298 | 183 |
| 1H0 498 625 | 30 90 8435 | 183 |
| 1H0 498 625 S1 | 30 90 8435 | 183 |
| 1J0 407 613 C | 32 92 2512 | 183 |
| 1J0 407 613 C | 32 92 2512 | 181 |
| 1J0 407 613 G | 32 92 2512 | 181 |
| 1J0 407 613 G | 32 92 2512 | 183 |
| 1J0 498 625 | 30 91 4250 | 183 |
| 1J0 498 625 | 30 91 4250 | 181 |
| 1J0 598 477 | 32 92 4236 | 181 |
| 1J0 598 477 | 32 92 4236 | 183 |
| 1K0 498 621 | 30 92 7342 | 179 |
| 1K0 498 621 | 30 92 7342 | 182 |
| 1K0 498 621 | 30 92 7342 | 184 |
| 1K0 498 621 SK | 32 92 6378 | 184 |
| 1K0 498 621 SK | 32 92 6378 | 182 |
| 1K0 598 611 | 32 92 6380 | 179 |
| 1K0 598 611 | 32 92 6380 | 182 |
| 1T0 498 621 | 30 92 7317 | 182 |
| 1T0 498 621 | 30 92 7317 | 179 |
| 1T0 498 621 SK | 32 92 6377 | 182 |
| 1T0 498 621 SK | 32 92 6377 | 184 |
| 1T0 598 611 | 32 92 3320 | 184 |
| 1T0 598 611 B | 32 92 3320 | 184 |
| 357 407 613 B | 32 90 1901 | 180 |
| 357 407 613 B | 32 90 1901 | 181 |
| 357 407 613 B | 32 90 1901 | 183 |

Ref. - No.

**SWAG**
GERMANY**SWAG**
GERMANY

Ref. - No.

SWAG
GERMANY

Ref. - No.

SWAG
GERMANY

passend für / to fit

SEAT

| | | |
|----------------|-------------------|-----|
| 357 407 615 | 99 90 3368 | 181 |
| 357 407 615 | 99 90 3368 | 180 |
| 357 407 615 | 99 90 3368 | 183 |
| 357 498 625 | 30 90 3662 | 183 |
| 357 498 625 | 30 90 3662 | 181 |
| 357 498 625 | 30 90 3662 | 180 |
| 357 498 625 A | 30 90 8435 | 183 |
| 357 498 625 B | 30 90 3662 | 183 |
| 357 498 625 B | 30 90 3662 | 180 |
| 357 498 625 B | 30 90 3662 | 181 |
| 6K9 501 477 | 30 92 8376 | 181 |
| 6N0 407 613 | 32 90 1902 | 179 |
| 6Q0 407 621 AC | 32 92 4414 | 180 |
| 6Q0 407 621 AC | 32 92 4414 | 181 |
| 6Q0 407 621 AD | 32 92 4414 | 180 |
| 6Q0 407 621 AD | 32 92 4414 | 181 |
| 6Q0 407 621 AH | 32 92 4414 | 181 |
| 6Q0 407 621 AH | 32 92 4414 | 180 |
| 6Q0 407 621 AJ | 32 92 4414 | 180 |
| 6Q0 407 621 AJ | 32 92 4414 | 181 |
| 6Q0 598 611 | 32 92 4224 | 181 |
| 6Q0 598 611 | 32 92 4224 | 180 |
| 6X0 598 477 | 30 92 8168 | 179 |
| 6X0 598 477 | 30 92 8168 | 180 |
| 7M0 498 625 | 32 91 9920 | 179 |
| 7M0 501 655 | 32 92 2554 | 179 |
| 7M0 501 655 A | 32 92 2554 | 179 |
| 7M0 501 655 B | 32 92 2554 | 179 |
| 7M0 501 655 C | 32 92 2554 | 179 |
| 7M0 501 655 D | 32 92 2554 | 179 |
| 7M0 598 625 | 32 91 9922 | 179 |
| 7M0 598 625 A | 32 91 9922 | 179 |
| 7M3 498 625 | 32 91 9920 | 179 |
| 7M3 598 625 | 32 91 9922 | 179 |
| 8L0 498 625 | 32 92 3370 | 181 |
| SE021140301A | 34 90 5982 | 180 |
| SE021140301A | 34 90 5982 | 182 |
| SE021140301B | 34 90 5982 | 180 |
| SE021140301B | 34 90 5982 | 182 |

passend für / to fit

SKODA

| | | |
|----------------|-------------------|----------|
| 1J0 407 613 C | 32 92 2512 | 186 |
| 1J0 407 613 G | 32 92 2512 | 186 |
| 8D0 407 615 E | 30 92 4947 | 187 |
| 6Q0 407 621 AB | 30 92 4574 | 185 |
| 6Q0 407 621 AC | 32 92 4414 | 185 |
| 6Q0 407 621 AD | 32 92 4414 | 185 |
| 6Q0 407 621 AF | 30 92 4574 | 185 |
| 6Q0 407 621 AJ | 32 92 4414 | 185 |
| 6Q0 407 621 BK | 30 92 4574 | 185 |
| 1T0 498 621 | 30 92 7317 | 186, 187 |
| 1T0 498 621 SK | 32 92 6377 | 186, 187 |
| 443 498 625 A | 99 90 5913 | 187 |
| 443 498 625 D | 99 90 5913 | 187 |
| 4A0 498 625 | 99 90 5913 | 187 |
| 4B0 498 625 | 32 92 4366 | 187 |
| 8D0 498 625 | 32 92 4366 | 187 |
| 1J0 501 477 A | 99 90 9521 | 186 |
| 8E0 501 611 | 32 91 9386 | 187 |
| 8E0 501 611 J | 32 91 9386 | 187 |
| 1J0 598 477 | 32 92 4236 | 186 |
| 1T0 598 611 | 32 92 3320 | 186 |
| 1T0 598 611 B | 32 92 3320 | 186 |
| 6Q0 598 611 | 32 92 4224 | 185 |

passend für / to fit

SMART

| | | |
|-------------------|-------------------|-----|
| 0001870V021000000 | 12 92 8230 | 188 |
| 0001870V023000000 | 12 92 8230 | 188 |
| 0002072V010 | 12 92 8314 | 188 |
| 0002072V010000000 | 12 92 8314 | 188 |
| 1870V021000000 | 12 92 8230 | 188 |
| 1870V023000000 | 12 92 8230 | 188 |
| 2072V009000000 | 12 92 8314 | 188 |
| 2072V010 | 12 92 8314 | 188 |
| 2072V010000000 | 12 92 8314 | 188 |

passend für / to fit

SUZUKI

| | | |
|-----------------|-------------------|-----|
| 43440-79J00-000 | 84 92 9182 | 189 |
| 43440-80J00-000 | 84 92 9182 | 189 |



Ref. - No.



passend für / to fit

TOYOTA

| | | |
|---------------|-------------------|------------------------------|
| 04422-12020 | 81 92 4770 | 193, 194 |
| 04422-12060 | 81 92 4717 | 190, 191, 192, 193, 195, 196 |
| 04422-12070 | 81 92 4716 | 190, 194 |
| 04422-12100 | 81 92 4716 | 190, 194 |
| 04422-20010 | 81 92 4717 | 190, 191, 192, 193, 195, 196 |
| 04422-20080 | 81 92 4717 | 190, 191, 192, 193, 195, 196 |
| 42409-12020 | 81 92 4631 | 193, 194 |
| 42409-19015 | 81 92 4631 | 193, 194 |
| 42409-42010 | 81 92 7315 | 196 |
| 43502-12090 | 81 92 8240 | 194 |
| 43502-20131 | 81 92 8247 | 192 |
| 43502-33010 | 81 92 8249 | 190, 191 |
| 43502-33030 | 81 92 8249 | 190, 191 |
| 43502-42010 | 81 92 8246 | 196 |
| 43502-52010 | 81 92 8248 | 195, 197 |
| 90080-36043 | 81 92 4717 | 190, 191, 192, 193, 195, 196 |
| 90080-36087 | 81 92 4716 | 190, 194 |
| 90080-36108 | 81 92 7148 | 195, 196, 197 |
| 90177-22001 | 81 92 7148 | 195, 196, 197 |
| 90178-22001 | 81 92 4716 | 190, 194 |
| 90252-04001 | 81 92 7479 | 195, 196, 197 |
| 90252-04001 | 81 92 7146 | 195, 196, 197 |
| 90311-38037 | 81 92 7146 | 196, 197 |
| 90311-50005 | 81 92 7479 | 195 |
| 90311-52005 | 81 92 4717 | 190, 191, 192, 193, 195, 196 |
| 90311-52006 | 81 92 4717 | 190, 191, 192, 193, 195, 196 |
| 90311-52007 | 81 92 4717 | 190, 191, 192, 193, 195, 196 |
| 90363-38006 | 81 92 4770 | 193, 194 |
| 90366-27001 | 81 92 7146 | 196, 197 |
| 90366-27001S1 | 81 92 7146 | 196, 197 |
| 90368-17017 | 81 92 7146 | 196, 197 |

Ref. - No.



| | | |
|---------------|-------------------|--|
| 90368-21001 | 81 92 7479 | 195 |
| 90368-34001 | 81 92 7479 | 195 |
| 90368-34001S1 | 81 92 7479 | 195 |
| 90369-28006 | 81 92 7314 | 193, 196, 197 |
| 90369-30043 | 81 92 7312 | 190, 191, 192, 193, 195, 196 |
| 90369-30044 | 81 92 7312 | 190, 191, 192, 193, 195, 196 |
| 90369-38003 | 81 92 4717 | 190, 191, 192, 193, 195, 196 |
| 90369-38011 | 81 92 4770 | 193, 194 |
| 90369-38021 | 81 92 7148 | 195, 196, 197 |
| 90369-38022 | 81 92 7148 | 195, 196, 197 |
| 90369-43008 | 81 92 7313 | 190, 191 |
| 90521-79002 | 81 92 4716 | 190, 190, 191, 192, 193, 194, 195, 196 |
| 90521-79002 | 81 92 4717 | 190, 190, 191, 192, 193, 194, 195, 196 |
| 90521-88001 | 81 92 7313 | 190, 191 |

passend für / to fit

VAUXHALL

| | | |
|-------------|-------------------|--|
| 09111023 | 60 92 3183 | 211 |
| 09111044 | 60 92 3179 | 211 |
| 09117619 | 40 91 4611 | 202 |
| 09117620 | 99 91 4615 | 202 |
| 09117621 | 40 91 4619 | 202, 217 |
| 09117622 | 99 91 4623 | 202, 217 |
| 09117622 S1 | 40 92 4164 | 202, 217 |
| 09119931 | 40 91 4694 | 202, 208, 214, 215 |
| 09120128 | 40 90 2843 | 198, 199, 200, 201, 202, 208, 211, 214, 215, 217 |
| 09120129 | 40 90 2895 | 198, 199, 200, 201, 202, 208, 210, 211 |
| 09195608 | 40 91 9085 | 209, 210, 213 |
| 09196286 | 40 91 9088 | 209, 213 |
| 55701432 | 70 92 8303 | 210 |
| 55701433 | 70 92 8300 | 210 |
| 90005147 | 40 85 0001 | 198, 205, 206, 207, 208, 209, 212, 213 |

Ref. - No.

**SWAG**
GERMANY**SWAG**
GERMANY

Ref. - No.

SWAG
GERMANY

passend für / to fit

VAUXHALL

| | | |
|----------|-------------------|---|
| 90095270 | 40 90 3104 | 198, 199, 200, 201, 204, 206, 207, 208 |
| 90157724 | 40 90 3106 | 198, 199, 200, 201, 206, 207, 209, 212, 213 |
| 90251816 | 40 90 3104 | 198, 199, 200, 201, 204, 206, 207, 208 |
| 90372568 | 40 90 2895 | 198, 199, 200, 201, 202, 208, 210, 211 |
| 90372569 | 40 90 2843 | 198, 199, 200, 201, 202, 208, 211, 214, 215, 217 |
| 90425658 | 40 90 4838 | 200, 201, 204, 208, 212, 214, 215 |
| 90468645 | 40 90 3975 | 199, 214 |
| 90468646 | 40 90 3965 | 204, 214, 215 |
| 90473997 | 40 91 4694 | 202, 208, 214, 215 |
| 90486458 | 40 90 3096 | 198, 199, 200, 206, 207, 212 |
| 90486460 | 40 90 3189 | 198, 200, 201, 204, 206, 207, 208 |
| 90486461 | 40 90 1972 | 205 |
| 90486463 | 40 85 0002 | 198, 205, 206, 207, 208, 209, 212, 213 |
| 90486467 | 40 90 6167 | 205, 211, 212 |
| 90486468 | 40 90 1971 | 204, 205, 208, 211, 212 |
| 90496444 | 40 90 3969 | 204, 214, 215 |
| 90498610 | 40 90 3106 | 198, 199, 200, 201, 206, 207, 209, 212, 213 |
| 90510543 | 40 91 4694 | 202, 208, 214, 215 |
| 90510544 | 40 90 4799 | 198, 199, 200, 207, 209, 212, 213 |
| 90511494 | 40 90 2895 | 198, 199, 200, 201, 202, 208, 210, 211 |
| 90540069 | 40 90 2843 | 198, 199, 200, 201, 202, 208, 210, 211, 214, 215, 217 |

Ref. - No.

SWAG
GERMANY

| | | |
|----------|-------------------|---|
| 90540069 | 40 90 2895 | 198, 199, 200, 201, 201, 202, 202, 208, 208, 210, 211, 211, 214, 215, 217 |
| 90540262 | 40 90 2895 | 198, 199, 200, 201, 202, 208, 210, 211 |
| 90576767 | 40 92 8301 | 209, 210, 211, 213 |
| 91159917 | 60 92 2864 | 216 |
| 91160086 | 60 92 3330 | 216 |
| 93161059 | 60 92 3331 | 216 |
| 93161376 | 60 92 3331 | 216 |
| 93171495 | 40 92 3377 | 213, 216 |
| 93175327 | 40 92 3377 | 213, 216 |
| 93178625 | 40 92 7384 | 203 |
| 93178626 | 40 92 7382 | 203, 218 |
| 93178651 | 40 92 7385 | 203 |
| 93178652 | 40 92 7386 | 203, 218 |
| 93178661 | 40 92 8141 | 213, 216 |
| 93186387 | 40 92 3377 | 213, 216 |
| 93186388 | 40 92 8141 | 213, 216 |
| 93188889 | 70 92 4524 | 210 |
| 93188890 | 70 92 8142 | 210 |
| 93190215 | 40 92 8145 | 210 |
| 93170611 | 40 92 6675 | 213, 216 |

passend für / to fit

VOLKSWAGEN

| | | |
|------------------|-------------------|--|
| 211 405 645 D S1 | 30 85 0005 | 241 |
| 211 405 645 D S | 30 85 0005 | 241 |
| 251 405 645 B S | 30 85 0004 | 241 |
| 251 405 645 B S1 | 30 85 0004 | 241 |
| 1H0 407 613 A | 32 90 1298 | 221, 224, 232, 233, 242 |
| 1H0 407 613 B | 32 90 1298 | 221, 224, 232, 233, 242 |
| 1J0 407 613 C | 32 92 2512 | 219, 225, 230 |
| 1J0 407 613 G | 32 92 2512 | 219, 225, 230 |
| 357 407 613 B | 32 90 1901 | 219, 221, 223, 224, 227, 232, 233, 242 |
| 6N0 407 613 | 32 90 1902 | 228, 237 |



Ref. - No.



passend für / to fit

VOLKSWAGEN

| | | |
|----------------|-------------------|--|
| 175 407 615 | 99 90 6655 | 219, 222, 223, 227, 239 |
| 191 407 615 | 30 85 0009 | 223, 227 |
| 357 407 615 | 99 90 3368 | 219, 221, 223, 224, 227, 231, 232, 233, 238, 242 |
| 4A0 407 615 B | 32 91 8344 | 234, 235, 236 |
| 4A0 407 615 D | 32 91 8344 | 234, 235, 236 |
| 4A0 407 615 F | 32 91 8344 | 234, 235, 236 |
| 4A0 407 615 G | 32 91 8344 | 234, 235, 236 |
| 823 407 615 A | 32 90 2231 | 231, 232, 239 |
| 861 407 615 A | 32 90 1424 | 221, 237 |
| 8D0 407 615 B | 30 92 4947 | 234, 235, 236 |
| 8D0 407 615 D | 30 92 4947 | 234, 235, 236 |
| 8D0 407 615 E | 30 92 4947 | 234, 235, 236 |
| 6Q0 407 621 AB | 30 92 4574 | 222, 238 |
| 6Q0 407 621 AC | 32 92 4414 | 238, 239 |
| 6Q0 407 621 AD | 32 92 4414 | 238, 239 |
| 6Q0 407 621 AF | 30 92 4574 | 222, 238 |
| 6Q0 407 621 AH | 32 92 4414 | 238, 239 |
| 6Q0 407 621 AJ | 32 92 4414 | 238, 239 |
| 6Q0 407 621 BK | 30 92 4574 | 222, 238 |
| 251 407 625 S | 99 90 5588 | 241 |
| 251 407 625 S1 | 99 90 5588 | 241 |
| 4D0 407 625 D | 32 92 6376 | 234, 235 |
| 4D0 407 625 H | 32 92 6376 | 234, 235 |
| 211 498 071 | 30 85 0005 | 241 |
| 1K0 498 621 | 30 92 7342 | 220, 226 |
| 1K0 498 621 SK | 32 92 6378 | 220, 226 |
| 1T0 498 621 | 30 92 7317 | 220, 222, 226, 228, 240 |
| 1T0 498 621 SK | 32 92 6377 | 220, 222, 226, 228, 240 |
| 171 498 625 | 30 90 3488 | 219, 222, 223, 227, 239 |
| 171 498 625 A | 30 90 3488 | 219, 222, 223, 227, 239 |
| 171 498 625 B | 30 90 3488 | 219, 222, 223, 227, 239 |

Ref. - No.



| | | |
|----------------|-------------------|-----------------------------------|
| 171 498 625 C | 30 90 3488 | 219, 222, 223, 227, 239 |
| 171 498 625 D | 30 90 3488 | 219, 222, 223, 227, 239 |
| 191 498 625 | 30 90 3621 | 223, 227 |
| 191 498 625 A | 30 90 3662 | 219, 221, 224, 232, 233, 238, 242 |
| 1H0 498 625 | 30 90 8435 | 221, 224, 232, 233, 242 |
| 1H0 498 625 S1 | 30 90 8435 | 221, 224, 232, 233, 242 |
| 1J0 498 625 | 30 91 4250 | 219, 225, 230 |
| 281 498 625 | 30 85 0006 | 229 |
| 2D0 498 625 | 10 92 3625 | 229 |
| 2D0 498 625 S1 | 10 92 3626 | 229 |
| 321 498 625 A | 30 90 3620 | 231, 239 |
| 321 498 625 B | 30 90 3620 | 231, 239 |
| 321 498 625 C | 30 90 3620 | 231, 239 |
| 321 498 625 D | 30 90 3620 | 231, 239 |
| 321 498 625 E | 30 90 3620 | 231, 239 |
| 357 498 625 | 30 90 3662 | 219, 221, 224, 232, 233, 238, 242 |
| 357 498 625 A | 30 90 8435 | 221, 224, 232, 233, 242 |
| 357 498 625 B | 30 90 3662 | 219, 221, 224, 232, 233, 238, 242 |
| 443 498 625 A | 99 90 5913 | 234, 235, 236 |
| 443 498 625 D | 99 90 5913 | 234, 235, 236 |
| 4A0 498 625 | 99 90 5913 | 234, 235, 236 |
| 4B0 498 625 | 32 92 4366 | 234, 235 |
| 6N0 498 625 | 30 91 9912 | 228, 237 |
| 701 498 625 | 30 85 0007 | 241 |
| 7D0 498 625 | 30 91 9914 | 241 |
| 7M0 498 625 | 32 91 9920 | 240 |
| 7M3 498 625 | 32 91 9920 | 240 |
| 861 498 625 | 30 90 3624 | 221, 237 |
| 871 498 625 | 30 90 3624 | 221, 237 |
| 871 498 625 A | 30 90 3624 | 221, 237 |
| 8D0 498 625 | 32 92 4366 | 234, 235 |
| 8L0 498 625 | 32 92 3370 | 225 |



| | | |
|------------|------------------|------------------------------|
| 10 85 0001 | 201 330 01 51 | 094 |
| 10 85 0003 | 201 330 00 51 | 093, 094 |
| 10 85 0004 | 107 330 00 51 | 087, 113, 118 |
| 10 85 0004 | 111 330 00 51 | 087, 113, 118 |
| 10 85 0004 | 111 586 04 33 | 087, 113, 118 |
| 10 85 0005 | 201 330 01 51 SK | 093, 094 |
| 10 85 0006 | 201 330 02 51 SK | 118 |
| 10 85 0007 | 115 330 00 51 SK | 118 |
| 10 85 0007 | 115 586 03 33 SK | 118 |
| 10 85 0008 | 201 330 00 51 SK | 094 |
| 10 85 0011 | 126 330 00 51 | 088, 114 |
| 10 85 0012 | 201 330 02 51 | 118 |
| 10 85 0013 | 115 330 00 51 | 118 |
| 10 85 0013 | 115 586 03 33 | 118 |
| 10 85 0014 | 601 350 00 68 | 111, 123 |
| 10 85 0014 | 601 350 01 68 | 123 |
| 10 85 0014 | 601 350 02 68 | 111, 123 |
| 10 85 0014 | 601 350 04 68 | 123 |
| 10 90 4178 | 124 350 06 49 | 089, 090, 091, 092 |
| 10 90 4178 | 124 980 04 16 | 089, 090, 091, 092 |
| 10 90 4284 | 601 350 15 10 | 123 |
| 10 90 5415 | 140 330 00 51 | 115 |
| 10 90 5415 | 140 330 02 51 SK | 115 |
| 10 90 5416 | 140 330 00 51 S | 115 |
| 10 90 5416 | 140 330 02 51 | 115 |
| 10 90 5423 | 111 350 00 68 | 113, 118 |
| 10 90 5423 | 111 350 00 68 S | 118 |
| 10 90 5423 | 111 586 00 35 S | 087, 113, 118 |
| 10 90 5578 | 201 350 01 49 SK | 120 |
| 10 90 5578 | 201 350 02 49 SK | 105, 106, 107, 108, 119, 120 |
| 10 90 5578 | 201 350 05 49 SK | 120 |
| 10 90 5578 | 201 980 00 16 SK | 120 |
| 10 90 5578 | 201 980 01 16 SK | 120 |
| 10 90 5578 | 202 980 00 16 SK | 106, 107, 108, 119, 120 |
| 10 90 5860 | 601 350 00 68 SK | 123 |
| 10 90 5860 | 601 350 01 68 SK | 111, 123 |
| 10 90 5860 | 601 350 02 68 SK | 123 |
| 10 90 5860 | 601 350 04 68 SK | 123 |



| | | |
|------------|-------------------|---|
| 10 90 7932 | 124 350 05 49 SK | 090, 091, 092 |
| 10 90 7932 | 124 980 05 16 SK | 091, 092 |
| 10 90 8146 | 611 330 08 25 | 124 |
| 10 90 8210 | 140 980 04 16 | 115 |
| 10 90 8219 | 140 350 01 49 | 115 |
| 10 90 8219 | 140 980 05 16 | 115 |
| 10 90 8220 | 140 980 06 16 | 103, 108, 115 |
| 10 90 8222 | 140 980 04 16 SK | 115, 116 |
| 10 92 1667 | 220 980 00 16 | 116 |
| 10 92 1668 | 220 980 01 16 | 099, 116 |
| 10 92 1697 | 209 980 00 16 | 100, 101 |
| 10 92 1839 | 168 981 03 27 S1 | 095 |
| 10 92 1847 | 168 981 07 27 S1 | 095 |
| 10 92 1872 | 203 980 00 16 | 098 |
| 10 92 1873 | 129 350 00 49 | 092, 119 |
| 10 92 1873 | 129 980 00 16 | 092, 119 |
| 10 92 1873 | 129 980 04 16 | 092, 119 |
| 10 92 1975 | 163 330 00 51 | 112 |
| 10 92 2435 | 203 330 00 51 | 120 |
| 10 92 3225 | 168 981 06 27 S1 | 095 |
| 10 92 3226 | 168 981 06 27 SK | 095 |
| 10 92 3489 | 902 350 00 68 | 122 |
| 10 92 3625 | 2D0 498 625 | 229 |
| 10 92 3626 | 2D0 498 625 S1 | 229 |
| 10 92 3663 | 902 350 00 68 SK | 122 |
| 10 92 4507 | 169 981 00 27 | 095 |
| 10 92 4534 | 230 330 03 25 S1 | 119 |
| 10 92 6005 | 230 330 03 25 S2 | 119 |
| 10 92 7311 | 203 330 00 51 SK | 120 |
| 10 92 8382 | 168 350 03 35 | 095 |
| 10 92 8383 | 168 350 04 35 | 095 |
| 10 92 8384 | 210 330 03 25 | 096, 100, 103, 104, 105, 106, 107, 108, 120 |
| 10 92 8574 | 211 981 02 27 | 117 |
| 10 92 8678 | 211 981 02 27 S1 | 117 |
| 12 92 8230 | 0001870V021000000 | 188 |
| 12 92 8230 | 0001870V023000000 | 188 |
| 12 92 8230 | 1870V021000000 | 188 |
| 12 92 8230 | 1870V023000000 | 188 |



| | | |
|------------|-------------------|--|
| 12 92 8314 | 0002072V010 | 188 |
| 12 92 8314 | 0002072V010000000 | 188 |
| 12 92 8314 | 2072V009000000 | 188 |
| 12 92 8314 | 2072V010 | 188 |
| 12 92 8314 | 2072V010000000 | 188 |
| 12 92 8620 | 211 357 03 08 | 099, 101, 102, 109, 110, 117 |
| 12 92 8620 | 211 357 04 08 | 099, 101, 102, 109, 110, 117 |
| 12 92 8620 | 211 357 05 08 | 099, 101, 102, 109, 110, 117 |
| 20 85 0001 | 31 21 1 107 447 | 019 |
| 20 90 4043 | 31 21 1 129 386 | 026, 029, 031 |
| 20 90 4043 | 31 21 1 468 751 | 026, 029, 031 |
| 20 90 4044 | 31 21 1 128 157 | 020, 033 |
| 20 90 4044 | 31 21 1 128 569 | 020, 033 |
| 20 90 4044 | 31 21 1 131 297 | 020, 033 |
| 20 90 4044 | 31 21 1 468 752 | 020, 033 |
| 20 90 4436 | 31 22 1 139 345 | 022, 022, 026, 026, 029, 029, 031, 031, 033, 033 |
| 20 90 4436 | 31 22 1 468 926 | 022, 022, 026, 026, 029, 029, 031, 031, 033, 033 |
| 20 90 4526 | 33 41 1 130 617 | 020, 021, 022, 033, 034 |
| 20 90 4526 | 33 41 1 468 747 | 020, 021, 022, 033, 034 |
| 20 90 4529 | 33 41 1 123 415 | 025, 026 |
| 20 90 9004 | 33 41 1 090 505 | 021, 022, 030, 031, 033 |
| 20 90 9004 | 33 41 1 137 685 | 021, 022, 030, 031, 033 |
| 20 90 9004 | 33 41 1 468 904 | 021, 022, 030, 031, 033 |
| 20 91 2178 | 31 21 1 137 996 | 030 |
| 20 91 2178 | 31 22 1 092 519 | 030 |
| 20 91 2179 | 31 22 1 093 427 | 027, 027 |
| 20 91 2180 | 33 41 1 093 102 | 027, 028 |
| 20 91 2180 | 33 41 1 093 725 | 027, 028 |
| 20 91 2180 | 33 41 1 095 652 | 027, 028 |



| | | |
|------------|--------------------|-----------------------------------|
| 20 91 2180 | 33 41 1 095 654 | 027, 028 |
| 20 91 2202 | 33 41 1 095 652 S1 | 027 |
| 20 91 8397 | 31 22 1 093 427 S1 | 027 |
| 20 91 8769 | 31 22 6 757 024 | 021, 022, 033 |
| 20 92 1166 | 33 41 1 095 238 | 028, 029, 030, 032 |
| 20 92 1167 | 31 22 6 750 217 | 030 |
| 20 92 1168 | 31 22 6 750 217 S1 | 030 |
| 20 92 1954 | 33 41 1 124 358 S1 | 020, 021 |
| 20 92 1996 | 33 41 1 130 617 S1 | 020, 021, 022, 034 |
| 20 92 3369 | 31 22 6 760 177 | 027, 028, 029 |
| 20 92 3369 | 31 22 6 765 601 | 027, 028, 029 |
| 20 92 3371 | 31 22 6 765 601 S1 | 027, 028, 029 |
| 20 92 3926 | 31 20 3 450 600 | 023, 024, 025, 027, 028, 031, 032 |
| 20 92 3926 | 31 22 6 751 978 | 023, 024, 025, 027, 028, 031, 032 |
| 20 92 3926 | 31 22 6 783 913 | 023, 024, 025, 027, 028, 031, 032 |
| 20 92 3928 | 31 20 3 450 600 S1 | 023, 024, 025, 027, 028, 031, 032 |
| 20 92 3928 | 31 22 6 751 978 S1 | 023, 024, 025, 027, 028, 031, 032 |
| 20 92 3928 | 31 22 6 783 913 S1 | 023, 024, 025, 027, 028, 031, 032 |
| 20 92 4571 | 31 21 6 765 157 | 019, 020, 023, 024 |
| 20 92 4572 | 31 21 6 765 157 S1 | 019, 020, 023, 024, 025 |
| 20 92 6234 | 33 41 1 093 567 | 021, 022 |
| 20 92 6234 | 33 41 1 136 180 | 021, 022 |
| 20 92 6309 | 33 41 6 762 317 | 019, 020, 023, 024 |
| 20 92 6310 | 33 41 6 762 317 S1 | 019, 020, 023, 024 |
| 20 92 6312 | 33 41 6 762 314 | 032 |
| 20 92 6313 | 33 41 6 762 321 | 019, 020, 023, 024, 025 |
| 20 92 6314 | 33 41 6 762 321 S1 | 019, 020, 023, 024, 025 |
| 20 92 8114 | 31 20 6 751 735 | 032 |
| 20 92 8114 | 31 20 6 755 987 | 032 |
| 20 92 8114 | 31 20 6 756 256 | 032 |


Ref. - No.


| | | |
|-------------------|--------------------|---|
| 20 92 8132 | 33 41 1 095 774 | 021, 022, 027, 028, 029, 030, 031, 033, 034 |
| 20 92 8132 | 33 41 1 137 358 | 021, 022, 027, 028, 029, 030, 031, 033, 034 |
| 20 92 8132 | 33 41 1 138 581 | 021, 022, 027, 028, 029, 030, 031, 033, 034 |
| 20 92 8491 | 31 20 6 773 207 | 032 |
| 20 92 8491 | 31 20 6 779 735 | 032 |
| 20 92 8506 | 33 41 6 770 974 | 032 |
| 20 92 8623 | 33 41 6 770 974 S1 | 032 |
| 20 97 3271 | 33 41 1 124 358 | 020, 021, 033 |
| 20 97 3271 | 90279332 | 042 |
| 30 85 0001 | 191 598 625 S1 | 002, 003, 015 |
| 30 85 0001 | 191 598 625 S1 | 221, 222, 224, 227, 231, 232, 233, 237, 238, 239, 242 |
| 30 85 0002 | 211 501 287 S | 241 |
| 30 85 0002 | 211 501 287 S1 | 241 |
| 30 85 0003 | 113 517 185 C S | 241 |
| 30 85 0003 | 113 517 185 C S1 | 241 |
| 30 85 0003 | 113 517 185 C S | 241 |
| 30 85 0003 | 113 517 185 C S1 | 241 |
| 30 85 0004 | 251 405 645 B S | 241 |
| 30 85 0004 | 251 405 645 B S1 | 241 |
| 30 85 0005 | 211 405 645 D S1 | 241 |
| 30 85 0005 | 211 405 645 D S | 241 |
| 30 85 0005 | 211 498 071 | 241 |
| 30 85 0006 | 281 498 625 | 229 |
| 30 85 0007 | 701 498 625 | 241 |
| 30 85 0008 | 4A0 598 625 | 003, 006, 007, 008, 011, 012, 014, 016 |
| 30 85 0008 | 4A0 598 625 A | 003, 006, 007, 008, 011, 012, 014, 016 |
| 30 85 0008 | 4A0 598 625 | 219 |
| 30 85 0008 | 4A0 598 625 A | 219 |
| 30 85 0009 | 191 407 615 | 223, 227 |
| 30 90 3488 | 171 498 625 | 219, 222, 223, 227, 239 |


Ref. - No.


| | | |
|-------------------|---------------|-------------------------|
| 30 90 3488 | 171 498 625 A | 219, 222, 223, 227, 239 |
| 30 90 3488 | 171 498 625 B | 219, 222, 223, 227, 239 |
| 30 90 3488 | 171 498 625 C | 219, 222, 223, 227, 239 |
| 30 90 3488 | 171 498 625 D | 219, 222, 223, 227, 239 |
| 30 90 3620 | 321 498 625 A | 002, 003, 015 |
| 30 90 3620 | 321 498 625 B | 002, 003, 015 |
| 30 90 3620 | 321 498 625 C | 002, 003, 015 |
| 30 90 3620 | 321 498 625 D | 002, 003, 015 |
| 30 90 3620 | 321 498 625 E | 002, 003, 015 |
| 30 90 3620 | 321 498 625 A | 231, 239 |
| 30 90 3620 | 321 498 625 B | 231, 239 |
| 30 90 3620 | 321 498 625 C | 231, 239 |
| 30 90 3620 | 321 498 625 D | 231, 239 |
| 30 90 3620 | 321 498 625 E | 231, 239 |
| 30 90 3621 | 191 498 625 | 223, 227 |
| 30 90 3622 | 431 498 625 | 004, 006, 007, 008, 015 |
| 30 90 3622 | 443 498 625 | 004, 006, 007, 008, 015 |
| 30 90 3623 | 431 498 625 A | 006, 007, 008 |
| 30 90 3623 | 443 498 625 B | 006, 007, 008 |
| 30 90 3623 | 443 498 625 C | 006, 007, 008 |
| 30 90 3623 | 443 498 625 E | 006, 007, 008 |
| 30 90 3624 | 861 498 625 | 002 |
| 30 90 3624 | 871 498 625 | 002 |
| 30 90 3624 | 871 498 625 A | 002 |
| 30 90 3624 | 861 498 625 | 221, 237 |
| 30 90 3624 | 871 498 625 | 221, 237 |
| 30 90 3624 | 871 498 625 A | 221, 237 |
| 30 90 3625 | 893 498 625 | 003, 004, 005, 016, 017 |
| 30 90 3625 | 893 498 625 A | 003, 004, 005, 016, 017 |
| 30 90 3625 | 893 498 625 B | 003, 004, 005, 016, 017 |
| 30 90 3625 | 893 498 625 D | 003, 004, 005, 016, 017 |



| | | |
|-------------------|----------------|-----------------------------------|
| 30 90 3662 | 191 498 625 A | 180 |
| 30 90 3662 | 191 498 625 A | 181 |
| 30 90 3662 | 191 498 625 A | 183 |
| 30 90 3662 | 357 498 625 | 183 |
| 30 90 3662 | 357 498 625 | 181 |
| 30 90 3662 | 357 498 625 | 180 |
| 30 90 3662 | 357 498 625 B | 183 |
| 30 90 3662 | 357 498 625 B | 180 |
| 30 90 3662 | 357 498 625 B | 181 |
| 30 90 3662 | 191 498 625 A | 219, 221, 224, 232, 233, 238, 242 |
| 30 90 3662 | 357 498 625 | 219, 221, 224, 232, 233, 238, 242 |
| 30 90 3662 | 357 498 625 B | 219, 221, 224, 232, 233, 238, 242 |
| 30 90 5379 | 331 598 625 A | 233 |
| 30 90 5380 | 331 598 625 | 223, 224, 227, 231, 232, 242 |
| 30 90 5847 | 701 598 625 | 241 |
| 30 90 8435 | 1H0 498 625 | 183 |
| 30 90 8435 | 1H0 498 625 S1 | 183 |
| 30 90 8435 | 357 498 625 A | 183 |
| 30 90 8435 | 1H0 498 625 | 221, 224, 232, 233, 242 |
| 30 90 8435 | 1H0 498 625 S1 | 221, 224, 232, 233, 242 |
| 30 90 8435 | 357 498 625 A | 221, 224, 232, 233, 242 |
| 30 91 4250 | 1J0 498 625 | 009 |
| 30 91 4250 | 1J0 498 625 | 183 |
| 30 91 4250 | 1J0 498 625 | 181 |
| 30 91 4250 | 1J0 498 625 | 219, 225, 230 |
| 30 91 7534 | 8A0 498 625 | 003, 004, 014, 016 |
| 30 91 7550 | 893 498 625 C | 003, 005, 014, 016, 017 |
| 30 91 7550 | 893 498 625 E | 003, 005, 014, 016, 017 |
| 30 91 9912 | 6N0 498 625 | 228, 237 |
| 30 91 9914 | 7D0 498 625 | 241 |
| 30 92 4574 | 6Q0 407 621 AB | 185 |



| | | |
|-------------------|----------------|-------------------------|
| 30 92 4574 | 6Q0 407 621 AF | 185 |
| 30 92 4574 | 6Q0 407 621 BK | 185 |
| 30 92 4574 | 6Q0 407 621 AB | 222, 238 |
| 30 92 4574 | 6Q0 407 621 AF | 222, 238 |
| 30 92 4574 | 6Q0 407 621 BK | 222, 238 |
| 30 92 4947 | 8D0 407 615 B | 011, 012, 013 |
| 30 92 4947 | 8D0 407 615 D | 011, 012, 013 |
| 30 92 4947 | 8D0 407 615 E | 011, 012, 013 |
| 30 92 4947 | 8D0 407 615 E | 187 |
| 30 92 4947 | 8D0 407 615 B | 234, 235, 236 |
| 30 92 4947 | 8D0 407 615 D | 234, 235, 236 |
| 30 92 4947 | 8D0 407 615 E | 234, 235, 236 |
| 30 92 6568 | 8D0 598 625 | 011, 014 |
| 30 92 7317 | 1T0 498 621 | 010 |
| 30 92 7317 | 1T0 498 621 | 182 |
| 30 92 7317 | 1T0 498 621 | 179 |
| 30 92 7317 | 1T0 498 621 | 186, 187 |
| 30 92 7317 | 1T0 498 621 | 220, 222, 226, 228, 240 |
| 30 92 7342 | 1K0 498 621 | 010 |
| 30 92 7342 | 1K0 498 621 | 179 |
| 30 92 7342 | 1K0 498 621 | 182 |
| 30 92 7342 | 1K0 498 621 | 184 |
| 30 92 7342 | 1K0 498 621 | 220, 226 |
| 30 92 8168 | 6X0 598 477 | 179 |
| 30 92 8168 | 6X0 598 477 | 180 |
| 30 92 8168 | 6X0 598 477 | 228, 237 |
| 30 92 8192 | 8D0 598 625 A | 012 |
| 30 92 8376 | 6K9 501 477 | 181 |
| 30 92 8376 | 6K9 501 477 | 219 |
| 30 92 9447 | 1T0 598 611 A | 220 |
| 32 90 1298 | 1H0 407 613 A | 183 |
| 32 90 1298 | 1H0 407 613 B | 183 |
| 32 90 1298 | 1H0 407 613 A | 221, 224, 232, 233, 242 |
| 32 90 1298 | 1H0 407 613 B | 221, 224, 232, 233, 242 |
| 32 90 1424 | 861 407 615 A | 002 |
| 32 90 1424 | 861 407 615 A | 221, 237 |
| 32 90 1901 | 357 407 613 B | 180 |


Ref. - No.


| | | |
|-------------------|---------------|---|
| 32 90 1901 | 357 407 613 B | 181 |
| 32 90 1901 | 357 407 613 B | 183 |
| 32 90 1901 | 357 407 613 B | 219, 221, 223, 224, 227, 232, 233, 242 |
| 32 90 1902 | 6N0 407 613 | 179 |
| 32 90 1902 | 6N0 407 613 | 228, 237 |
| 32 90 2231 | 823 407 615 A | 002, 015 |
| 32 90 2231 | 823 407 615 A | 231, 232, 239 |
| 32 90 3493 | 431 407 615 | 004, 006, 007 |
| 32 90 3493 | 443 407 615 A | 004, 006, 007 |
| 32 90 3617 | 893 407 615 B | 003, 004, 005, 017 |
| 32 90 3617 | 8A0 407 615 | 003, 004, 005, 017 |
| 32 91 7756 | 893 407 615 D | 003, 005, 014, 016, 017 |
| 32 91 7756 | 8A0 407 615 C | 003, 005, 014, 016, 017 |
| 32 91 8344 | 4A0 407 615 B | 013 |
| 32 91 8344 | 4A0 407 615 D | 013 |
| 32 91 8344 | 4A0 407 615 F | 013 |
| 32 91 8344 | 4A0 407 615 G | 013 |
| 32 91 8344 | 4A0 407 615 B | 234, 235, 236 |
| 32 91 8344 | 4A0 407 615 D | 234, 235, 236 |
| 32 91 8344 | 4A0 407 615 F | 234, 235, 236 |
| 32 91 8344 | 4A0 407 615 G | 234, 235, 236 |
| 32 91 9386 | 8E0 501 611 | 187 |
| 32 91 9386 | 8E0 501 611 J | 187 |
| 32 91 9920 | 1 001 718 | 066 |
| 32 91 9920 | 7M0 498 625 | 179 |
| 32 91 9920 | 7M3 498 625 | 179 |
| 32 91 9920 | 7M0 498 625 | 240 |
| 32 91 9920 | 7M3 498 625 | 240 |
| 32 91 9922 | 1 004 719 | 066 |
| 32 91 9922 | 1 104 362 | 066 |
| 32 91 9922 | 7M0 598 625 | 179 |
| 32 91 9922 | 7M0 598 625 A | 179 |
| 32 91 9922 | 7M3 598 625 | 179 |
| 32 91 9922 | 7M0 598 625 | 240 |
| 32 91 9922 | 7M0 598 625 A | 240 |
| 32 91 9922 | 7M3 598 625 | 240 |
| 32 92 2512 | 1J0 407 613 C | 009, 011, 018 |


Ref. - No.


| | | |
|-------------------|---------------|----------------------------|
| 32 92 2512 | 1J0 407 613 G | 009, 011, 018 |
| 32 92 2512 | 1J0 407 613 C | 183 |
| 32 92 2512 | 1J0 407 613 C | 181 |
| 32 92 2512 | 1J0 407 613 G | 181 |
| 32 92 2512 | 1J0 407 613 G | 183 |
| 32 92 2512 | 1J0 407 613 C | 186 |
| 32 92 2512 | 1J0 407 613 G | 186 |
| 32 92 2512 | 1J0 407 613 C | 219, 225, 230 |
| 32 92 2512 | 1J0 407 613 G | 219, 225, 230 |
| 32 92 2554 | 1 101 885 | 066 |
| 32 92 2554 | 1 121 342 | 066 |
| 32 92 2554 | 1 122 167 | 066 |
| 32 92 2554 | 7 201 007 | 066 |
| 32 92 2554 | 7M0 501 655 | 179 |
| 32 92 2554 | 7M0 501 655 A | 179 |
| 32 92 2554 | 7M0 501 655 B | 179 |
| 32 92 2554 | 7M0 501 655 C | 179 |
| 32 92 2554 | 7M0 501 655 D | 179 |
| 32 92 2554 | 7M0 501 655 | 240 |
| 32 92 2554 | 7M0 501 655 A | 240 |
| 32 92 2554 | 7M0 501 655 B | 240 |
| 32 92 2554 | 7M0 501 655 C | 240 |
| 32 92 2554 | 7M0 501 655 D | 240 |
| 32 92 3320 | 1T0 598 611 | 010 |
| 32 92 3320 | 1T0 598 611 B | 010 |
| 32 92 3320 | 1T0 598 611 | 184 |
| 32 92 3320 | 1T0 598 611 B | 184 |
| 32 92 3320 | 1T0 598 611 | 186 |
| 32 92 3320 | 1T0 598 611 B | 186 |
| 32 92 3320 | 1T0 598 611 | 222, 226, 228, 237, 240 |
| 32 92 3320 | 1T0 598 611 B | 222, 226, 228, 237, 240 |
| 32 92 3370 | 8L0 498 625 | 009, 018 |
| 32 92 3370 | 8L0 498 625 | 181 |
| 32 92 3370 | 8L0 498 625 | 225 |
| 32 92 4224 | 6Q0 598 611 | 009 |
| 32 92 4224 | 6Q0 598 611 | 181 |
| 32 92 4224 | 6Q0 598 611 | 180 |
| 32 92 4224 | 6Q0 598 611 | 185 |



| | | |
|------------|----------------|-------------------------|
| 32 92 4224 | 6Q0 598 611 | 222, 238, 239 |
| 32 92 4236 | 1J0 598 477 | 009, 018 |
| 32 92 4236 | 1J0 598 477 | 181 |
| 32 92 4236 | 1J0 598 477 | 183 |
| 32 92 4236 | 1J0 598 477 | 186 |
| 32 92 4236 | 1J0 598 477 | 219, 225, 230 |
| 32 92 4366 | 4B0 498 625 | 011, 013 |
| 32 92 4366 | 8D0 498 625 | 011, 013 |
| 32 92 4366 | 4B0 498 625 | 187 |
| 32 92 4366 | 8D0 498 625 | 187 |
| 32 92 4366 | 4B0 498 625 | 234, 235 |
| 32 92 4366 | 8D0 498 625 | 234, 235 |
| 32 92 4414 | 6Q0 407 621 AC | 009 |
| 32 92 4414 | 6Q0 407 621 AD | 009 |
| 32 92 4414 | 6Q0 407 621 AJ | 009 |
| 32 92 4414 | 6Q0 407 621 AC | 180 |
| 32 92 4414 | 6Q0 407 621 AC | 181 |
| 32 92 4414 | 6Q0 407 621 AD | 180 |
| 32 92 4414 | 6Q0 407 621 AD | 181 |
| 32 92 4414 | 6Q0 407 621 AH | 181 |
| 32 92 4414 | 6Q0 407 621 AH | 180 |
| 32 92 4414 | 6Q0 407 621 AJ | 180 |
| 32 92 4414 | 6Q0 407 621 AJ | 181 |
| 32 92 4414 | 6Q0 407 621 AC | 185 |
| 32 92 4414 | 6Q0 407 621 AD | 185 |
| 32 92 4414 | 6Q0 407 621 AJ | 185 |
| 32 92 4414 | 6Q0 407 621 AC | 238, 239 |
| 32 92 4414 | 6Q0 407 621 AD | 238, 239 |
| 32 92 4414 | 6Q0 407 621 AH | 238, 239 |
| 32 92 4414 | 6Q0 407 621 AJ | 238, 239 |
| 32 92 6376 | 4D0 407 625 D | 013, 014 |
| 32 92 6376 | 4D0 407 625 H | 013, 014 |
| 32 92 6376 | 4D0 407 625 D | 234, 235 |
| 32 92 6376 | 4D0 407 625 H | 234, 235 |
| 32 92 6377 | 1T0 498 621 SK | 010 |
| 32 92 6377 | 1T0 498 621 SK | 182 |
| 32 92 6377 | 1T0 498 621 SK | 184 |
| 32 92 6377 | 1T0 498 621 SK | 186, 187 |
| 32 92 6377 | 1T0 498 621 SK | 220, 222, 226, 228, 240 |



| | | |
|------------|----------------|--|
| 32 92 6378 | 1K0 498 621 SK | 010 |
| 32 92 6378 | 1K0 498 621 SK | 184 |
| 32 92 6378 | 1K0 498 621 SK | 182 |
| 32 92 6378 | 1K0 498 621 SK | 220, 226 |
| 32 92 6380 | 1K0 598 611 | 010 |
| 32 92 6380 | 1K0 598 611 | 179 |
| 32 92 6380 | 1K0 598 611 | 182 |
| 32 92 6380 | 1K0 598 611 | 226 |
| 32 92 7363 | 8D0 498 625 A | 011, 012, 014 |
| 34 90 5982 | SE021140301A | 180 |
| 34 90 5982 | SE021140301A | 182 |
| 34 90 5982 | SE021140301B | 180 |
| 34 90 5982 | SE021140301B | 182 |
| 40 85 0001 | 0926529001 S1 | 042 |
| 40 85 0001 | 1603 065 | 128, 135, 137, 138, 140, 141, 142, 143 |
| 40 85 0001 | 90005147 | 198, 205, 206, 207, 208, 209, 212, 213 |
| 40 85 0002 | 0926529001 S2 | 042 |
| 40 85 0002 | 1603 193 | 128, 135, 137, 138, 140, 141, 142, 143 |
| 40 85 0002 | 90486463 | 198, 205, 206, 207, 208, 209, 212, 213 |
| 40 90 1971 | 1604 292 | 134, 139, 140, 143 |
| 40 90 1971 | 90486468 | 204, 205, 208, 211, 212 |
| 40 90 1972 | 1604 287 | 139 |
| 40 90 1972 | 90486461 | 205 |
| 40 90 2843 | 0421 001 | 129, 130, 131, 132, 138, 139, 143, 144, 145, 147 |
| 40 90 2843 | 1604 003 | 129, 130, 131, 132, 138, 139, 143, 144, 145, 147 |
| 40 90 2843 | 1604 302 | 129, 130, 131, 132, 138, 139, 143, 144, 145, 147 |
| 40 90 2843 | 1604 306 | 129, 129, 130, 130, 131, 131, 132, 132, 136, 138, 138, 139, 139, 143, 143, 144, 145, 147 |


Ref. - No.


| | | |
|-------------------|-------------|--|
| 40 90 2843 | 09120128 | 198, 199, 200, 201, 202, 208, 211, 214, 215, 217 |
| 40 90 2843 | 90372569 | 198, 199, 200, 201, 202, 208, 211, 214, 215, 217 |
| 40 90 2843 | 90540069 | 198, 198, 199, 199, 200, 200, 201, 201, 202, 202, 208, 208, 210, 211, 211, 214, 215, 217 |
| 40 90 2895 | 0421 000 | 129, 130, 131, 132, 136, 138, 139, 143 |
| 40 90 2895 | 1604 004 | 129, 130, 131, 132, 136, 138, 139, 143 |
| 40 90 2895 | 1604 303 | 129, 130, 131, 132, 136, 138, 139, 143 |
| 40 90 2895 | 1604 306 | 129, 129, 130, 130, 131, 131, 132, 132, 136, 138, 138, 139, 139, 143, 143, 144, 145, 147 |
| 40 90 2895 | 1604 307 | 129, 130, 131, 132, 136, 138, 139, 143 |
| 40 90 2895 | 09120129 | 198, 199, 200, 201, 202, 208, 210, 211 |
| 40 90 2895 | 90372568 | 198, 199, 200, 201, 202, 208, 210, 211 |
| 40 90 2895 | 90511494 | 198, 199, 200, 201, 202, 208, 210, 211 |
| 40 90 2895 | 90540069 | 198, 198, 199, 199, 200, 200, 201, 201, 202, 202, 208, 208, 210, 211, 211, 214, 215, 217 |
| 40 90 2895 | 90540262 | 198, 199, 200, 201, 202, 208, 210, 211 |
| 40 90 3096 | 90279331 S1 | 042 |
| 40 90 3096 | 1603 192 | 128, 129, 130, 135, 137, 138, 142 |


Ref. - No.


| | | |
|-------------------|-------------|---|
| 40 90 3096 | 90486458 | 198, 199, 200, 206, 207, 212 |
| 40 90 3104 | 0326 173 | 128, 129, 130, 131, 134, 137, 138, 142, 143 |
| 40 90 3104 | 0326 184 | 128, 129, 130, 131, 134, 137, 138, 142, 143 |
| 40 90 3104 | 90095270 | 198, 199, 200, 201, 204, 206, 207, 208 |
| 40 90 3104 | 90251816 | 198, 199, 200, 201, 204, 206, 207, 208 |
| 40 90 3106 | 0326 169 | 128, 129, 130, 131, 135, 137, 138, 141, 142 |
| 40 90 3106 | 0326 178 | 128, 129, 130, 131, 135, 137, 138, 141, 142 |
| 40 90 3106 | 0326 197 | 128, 129, 130, 131, 135, 137, 138, 141, 142 |
| 40 90 3106 | 90157724 | 198, 199, 200, 201, 206, 207, 209, 212, 213 |
| 40 90 3106 | 90498610 | 198, 199, 200, 201, 206, 207, 209, 212, 213 |
| 40 90 3189 | 90279332 S1 | 042 |
| 40 90 3189 | 1603 191 | 128, 130, 131, 134, 137, 138, 142, 143 |
| 40 90 3189 | 90486460 | 198, 200, 201, 204, 206, 207, 208 |
| 40 90 3270 | 90279331 | 042 |
| 40 90 3965 | 0326 194 | 134, 144, 145 |
| 40 90 3965 | 90468646 | 204, 214, 215 |
| 40 90 3969 | 0326 195 | 134, 144, 145 |
| 40 90 3969 | 90496444 | 204, 214, 215 |
| 40 90 3975 | 0326 196 | 129, 144 |
| 40 90 3975 | 90468645 | 199, 214 |
| 40 90 4799 | 1603 195 | 129, 130, 135, 138, 141, 142 |
| 40 90 4799 | 90510544 | 198, 199, 200, 207, 209, 212, 213 |



| | | |
|-------------------|-------------|-----------------------------------|
| 40 90 4838 | 1603 196 | 130, 131, 134, 140, 143, 144, 145 |
| 40 90 4838 | 90425658 | 200, 201, 204, 208, 212, 214, 215 |
| 40 90 6167 | 1603 194 | 139, 140 |
| 40 90 6167 | 90486467 | 205, 211, 212 |
| 40 91 4611 | 1603 208 | 132 |
| 40 91 4611 | 09117619 | 202 |
| 40 91 4619 | 1603 210 SK | 132, 147 |
| 40 91 4619 | 09117621 | 202, 217 |
| 40 91 4694 | 0421 004 | 132, 143, 144, 145 |
| 40 91 4694 | 1604 002 | 132, 143, 144, 145 |
| 40 91 4694 | 1604 301 | 132, 143, 144, 145 |
| 40 91 4694 | 43 98 046 | 178 |
| 40 91 4694 | 47 78 494 | 178 |
| 40 91 4694 | 48 39 122 | 178 |
| 40 91 4694 | 09119931 | 202, 208, 214, 215 |
| 40 91 4694 | 90473997 | 202, 208, 214, 215 |
| 40 91 4694 | 90510543 | 202, 208, 214, 215 |
| 40 91 9085 | 0328 980 | 135, 136, 141 |
| 40 91 9085 | 09195608 | 209, 210, 213 |
| 40 91 9088 | 1604 007 | 135, 141 |
| 40 91 9088 | 09196286 | 209, 213 |
| 40 92 3377 | 1603 143 | 141, 146 |
| 40 92 3377 | 1603 243 | 141, 146 |
| 40 92 3377 | 1603 294 | 141, 146 |
| 40 92 3377 | 12 799 815 | 178 |
| 40 92 3377 | 93 171 495 | 178 |
| 40 92 3377 | 93 175 327 | 178 |
| 40 92 3377 | 93 186 387 | 178 |
| 40 92 3377 | 93171495 | 213, 216 |
| 40 92 3377 | 93175327 | 213, 216 |
| 40 92 3377 | 93186387 | 213, 216 |
| 40 92 4164 | 1603 211 S1 | 132, 147 |
| 40 92 4164 | 09117622 S1 | 202, 217 |
| 40 92 6675 | 5174 9115 | 046 |
| 40 92 6675 | 1604 314 | 141, 146 |
| 40 92 6675 | 24 421 906 | 178 |
| 40 92 6675 | 93 170 611 | 178 |
| 40 92 6675 | 93170611 | 213, 216 |



| | | |
|-------------------|-----------|--|
| 40 92 7382 | 1604 316 | 133, 148 |
| 40 92 7382 | 93178626 | 203, 218 |
| 40 92 7384 | 93178625 | 203 |
| 40 92 7385 | 1603 253 | 133 |
| 40 92 7385 | 93178651 | 203 |
| 40 92 7386 | 1603 254 | 133, 148 |
| 40 92 7386 | 93178652 | 203, 218 |
| 40 92 8141 | 5174 8680 | 046 |
| 40 92 8141 | 1603 255 | 141, 146 |
| 40 92 8141 | 1603 295 | 141, 146 |
| 40 92 8141 | 93178661 | 213, 216 |
| 40 92 8141 | 93186388 | 213, 216 |
| 40 92 8145 | 1604 358 | 136 |
| 40 92 8145 | 93190215 | 210 |
| 40 92 8301 | 0326 001 | 135, 136, 139, 141 |
| 40 92 8301 | 90576767 | 209, 210, 211, 213 |
| 50 85 0001 | 5 025 899 | 075 |
| 50 85 0002 | 1 053 115 | 075 |
| 50 85 0003 | 5 007 028 | 058, 059, 066, 067, 069 |
| 50 90 3991 | 1 146 119 | 060, 061, 062, 064, 065, 068, 070, 071 |
| 50 90 3991 | 1 333 147 | 060, 061, 062, 064, 065, 068, 070, 071 |
| 50 90 3991 | 3 555 333 | 060, 061, 062, 064, 065, 068, 070, 071 |
| 50 90 3991 | 3 903 036 | 060, 061, 062, 064, 065, 068, 070, 071 |
| 50 90 3991 | 6 517 013 | 060, 061, 062, 064, 065, 068, 070, 071 |
| 50 90 5393 | 5 007 027 | 063 |
| 50 90 5397 | 5 007 039 | 058, 059, 063, 069 |
| 50 90 5398 | 5 007 040 | 058, 059, 063, 069 |
| 50 90 5400 | 5 008 716 | 072, 073 |
| 50 90 5401 | 5 010 762 | 072, 073 |
| 50 90 5402 | 5 011 391 | 072, 073 |
| 50 90 5403 | 5 011 392 | 072, 073 |
| 50 90 5404 | 5 012 347 | 067, 071, 073 |
| 50 90 5405 | 5 012 478 | 067, 071, 072, 073 |
| 50 90 5408 | 5 020 654 | 059, 060, 062, 064, 068, 070 |



Ref. - No.



| | | |
|------------|--------------|-----------------------------------|
| 50 90 5408 | 5 030 537 | 059, 060, 062, 064, 068, 070 |
| 50 90 5409 | 5 020 655 | 059, 060, 062, 064, 068, 070 |
| 50 90 5409 | 5 030 538 | 059, 060, 062, 064, 068, 070 |
| 50 90 5411 | 5 020 656 | 060, 061, 062, 064, 070 |
| 50 90 5411 | 5 024 195 | 060, 061, 062, 064, 070 |
| 50 90 5412 | 1 088 380 | 060, 061, 062, 064, 068, 070, 071 |
| 50 90 5412 | 1 141 771 | 060, 061, 062, 064, 068, 070, 071 |
| 50 90 5412 | 5 024 196 | 060, 061, 062, 064, 068, 070, 071 |
| 50 90 5413 | 5 025 675 | 064 |
| 50 90 5493 | 5 012 477 | 072 |
| 50 90 5494 | 5 012 346 | 072 |
| 50 90 5761 | 1 644 842 | 058, 059, 063, 069 |
| 50 90 5761 | 6 087 129 | 058, 059, 063, 069 |
| 50 90 5762 | 6 517 014 | 060, 062, 064 |
| 50 90 7830 | 5 027 621 | 068 |
| 50 90 7833 | 5 027 622 | 068 |
| 50 90 8080 | 1 019 561 | 060, 062, 064, 068, 070, 071, 074 |
| 50 90 8080 | 1 137 830 | 060, 062, 064, 068, 070, 071, 074 |
| 50 90 8080 | 5 030 537 SK | 060, 062, 064, 068, 070, 071, 074 |
| 50 90 8080 | 1E00-32-61YA | 086 |
| 50 91 9090 | 7 346 525 | 058, 065, 068 |
| 50 91 9143 | 1 201 568 | 065, 066 |
| 50 91 9143 | 1 335 383 | 065, 066 |
| 50 91 9183 | 1 085 043 | 065 |
| 50 91 9183 | 1 085 565 | 065 |
| 50 91 9183 | 1 135 043 | 065 |
| 50 91 9213 | 1 112 547 | 065, 066 |
| 50 91 9213 | 1 201 569 | 065, 066 |
| 50 91 9265 | 5 027 620 | 058, 068 |



Ref. - No.



| | | |
|------------|---------------|--|
| 50 91 9265 | 6 798 055 | 058, 068 |
| 50 91 9706 | 1 133 023 | 069 |
| 50 91 9706 | 4 103 363 | 069 |
| 50 91 9983 | 1 124 904 | 069 |
| 50 91 9983 | 1 146 689 | 069 |
| 50 92 2805 | 1 201 300 | 076 |
| 50 92 2805 | 4 052 783 | 076 |
| 50 92 2805 | 4 506 244 | 076 |
| 50 92 4351 | 4 103 347 | 069 |
| 50 92 6770 | 1 223 640 | 065 |
| 50 92 6770 | 1 326 487 | 065 |
| 50 92 6770 | 1 336 139 | 065 |
| 50 92 6770 | 1 471 854 | 065 |
| 50 92 7162 | 4 479 002 | 076 |
| 55 90 5894 | 271391 SK | 243 |
| 55 90 5894 | 273824 SK | 243 |
| 55 90 5895 | 3454197 S1 | 243 |
| 55 90 5902 | 271394 | 245, 246, 247 |
| 55 90 5902 | 271643 | 245, 246, 247 |
| 55 91 4887 | 271795 | 244, 245, 246, 247 |
| 55 91 4902 | 271786 | 244, 245, 247, 248 |
| 55 91 4902 | 274181 | 244, 245, 247, 248 |
| 55 91 4902 | 274378 | 244, 245, 247, 248 |
| 55 91 9248 | 9173872 | 245, 246, 247 |
| 55 92 2649 | 274298 SK | 245, 246, 247, 248 |
| 55 92 2649 | 8672371 | 245, 246, 247, 248 |
| 55 92 2649 | 9173991 | 245, 246, 247, 248 |
| 57 91 9652 | 42 42 202 | 178 |
| 57 91 9652 | 46 89 923 | 178 |
| 57 92 2235 | 89 42 765 | 178 |
| 57 92 2235 | 91 04 209 | 178 |
| 57 92 2237 | 89 42 765 S1 | 178 |
| 57 92 2237 | 91 04 209 S1 | 178 |
| 60 90 5526 | 77 01 205 778 | 159, 160, 174, 177 |
| 60 90 5526 | 77 01 462 469 | 159, 160, 174, 177 |
| 60 90 5526 | 77 01 465 181 | 159, 160, 174, 177 |
| 60 90 5528 | 40210-00QAA | 126 |
| 60 90 5528 | 77 01 205 779 | 159, 160, 162, 163, 167, 168, 174, 175 |



| | | |
|-------------------|------------------|--|
| 60 90 5528 | 77 01 464 049 | 159, 160, 162, 163, 167, 168, 174, 175 |
| 60 90 5537 | 77 01 463 523 | 159, 167, 174, 175 |
| 60 90 5538 | 77 01 205 812 | 043 |
| 60 90 5538 | 77 01 205 812 | 159, 161, 167, 173, 174, 175, 177 |
| 60 90 5538 | 77 01 462 217 | 159, 161, 167, 173, 174, 175, 177 |
| 60 90 5538 | 77 01 465 735 | 159, 161, 167, 173, 174, 175, 177 |
| 60 90 9321 | 77 00 768 318 | 159, 160, 163, 165, 167, 168, 175 |
| 60 90 9321 | 77 00 768 319 | 159, 160, 163, 165, 167, 168, 175 |
| 60 90 9321 | 82 00 208 332 | 159, 160, 163, 165, 167, 168, 175 |
| 60 90 9322 | 77 00 719 140 | 159, 160, 177 |
| 60 91 1418 | 50 00 388 284 S | 166, 176 |
| 60 91 1418 | 50 00 388 401 S | 166, 176 |
| 60 91 1418 | 55 16 010 573 S | 166, 176 |
| 60 91 9807 | 77 01 205 780 | 165, 168, 175 |
| 60 91 9807 | 77 01 466 803 | 165, 168, 175 |
| 60 91 9807 | 77 01 467 860 | 165, 168, 175 |
| 60 91 9811 | 77 01 205 972 | 165 |
| 60 91 9811 | 77 01 470 552 | 165 |
| 60 91 9823 | 60 25 371 536 | 159, 162 |
| 60 91 9823 | 60 25 371 670 SK | 159, 162 |
| 60 91 9823 | 77 01 469 682 | 159, 162 |
| 60 91 9897 | 43210-00QAD SK | 126 |
| 60 91 9897 | 77 01 205 596 | 163, 165, 174 |
| 60 91 9897 | 77 01 205 596 SK | 163, 165, 174 |
| 60 91 9897 | 77 01 463 987 | 163, 165, 174 |
| 60 91 9897 | 77 03 090 365 | 163, 165, 174 |
| 60 92 1095 | 43202-00QAC | 126 |
| 60 92 1095 | 77 01 205 499 | 163 |
| 60 92 1299 | 77 01 472 838 | 166 |
| 60 92 1299 | 77 01 472 838 SK | 166 |
| 60 92 1299 | 77 01 713 008 | 166 |
| 60 92 1299 | 82 00 367 094 | 166 |
| 60 92 1721 | 77 01 205 170 | 167, 168 |



| | | |
|-------------------|------------------|--|
| 60 92 2864 | 43210-00QAC | 127 |
| 60 92 2864 | 4408 277 | 127, 146 |
| 60 92 2864 | 77 01 206 849 | 177 |
| 60 92 2864 | 91159917 | 216 |
| 60 92 3179 | 43210-00QAB | 126 |
| 60 92 3179 | 4403 044 | 126, 139 |
| 60 92 3179 | 77 01 206 742 | 166 |
| 60 92 3179 | 09111044 | 211 |
| 60 92 3183 | 40210-00QAC | 126 |
| 60 92 3183 | 4403 023 | 126, 139 |
| 60 92 3183 | 77 01 206 740 | 166 |
| 60 92 3183 | 09111023 | 211 |
| 60 92 3253 | 77 01 206 661 | 160, 166 |
| 60 92 3253 | 77 01 208 060 | 160, 166 |
| 60 92 3253 | 77 01 208 429 | 160, 166 |
| 60 92 3330 | 4408 668 | 146 |
| 60 92 3330 | 77 01 206 847 | 177 |
| 60 92 3330 | 91160086 | 216 |
| 60 92 3331 | 40210-00QAG | 127 |
| 60 92 3331 | 4412 598 | 127, 146 |
| 60 92 3331 | 4430 305 | 127, 146 |
| 60 92 3331 | 77 01 207 358 | 162, 177 |
| 60 92 3331 | 77 01 207 966 | 162, 177 |
| 60 92 3331 | 77 01 208 427 | 162, 177 |
| 60 92 3331 | 93161059 | 216 |
| 60 92 3331 | 93161376 | 216 |
| 60 92 4290 | 77 01 206 328 | 168 |
| 60 92 4290 | 77 01 206 328 SK | 168 |
| 60 92 4313 | 77 01 207 676 | 161, 169, 170, 171, 172, 173 |
| 60 92 4315 | 40210-AX000 | 126, 127 |
| 60 92 4315 | 40210-AX000 S1 | 126, 127 |
| 60 92 4315 | 77 01 207 677 | 161, 169, 170, 171, 172, 173, 176, 177 |
| 60 92 4780 | 77 01 208 058 | 161, 169, 170, 172, 173 |
| 60 92 4781 | 77 01 208 059 | 170, 171, 176 |
| 60 92 6887 | 60 01 547 686 | 043 |
| 60 92 8151 | 77 01 206 846 | 177 |
| 60 92 8151 | 77 11 130 076 | 177 |



| | | |
|------------|------------------|-----------------------------------|
| 60 92 8151 | 82 00 228 610 | 177 |
| 60 92 8154 | 77 01 207 823 | 161, 169, 170, 173 |
| 60 92 8154 | 77 01 207 823 SK | 161, 169, 170, 173 |
| 60 92 8155 | 77 01 207 898 | 171, 176 |
| 60 92 8155 | 77 01 207 898 SK | 171, 176 |
| 60 92 8156 | 77 01 208 230 | 176 |
| 60 92 8156 | 77 01 208 230 SK | 176 |
| 62 90 5542 | 3326.31 | 035, 037, 039, 041 |
| 62 90 5542 | 3350.17 | 035, 037, 039, 041 |
| 62 90 5542 | 3326.31 | 149, 150, 152, 154, 155 |
| 62 90 5542 | 3350.17 | 149, 150, 152, 154, 155 |
| 62 90 5543 | 3350.16 | 035, 040, 041 |
| 62 90 5543 | 3326.35 | 150, 151, 152, 154, 155, 158 |
| 62 90 5543 | 3350.16 | 150, 151, 152, 154, 155, 158 |
| 62 90 5555 | 3701.42 S | 155 |
| 62 91 0223 | 3307.49 | 035, 037, 039, 041 |
| 62 91 0223 | 3307.49 | 149, 150, 152, 154 |
| 62 91 0224 | 3307.56 | 035, 036, 037, 040, 041 |
| 62 91 0224 | 3307.69 | 035, 036, 037, 040, 041 |
| 62 91 0224 | 3307.71 | 035, 036, 037, 040, 041 |
| 62 91 0224 | 3307.72 | 035, 036, 037, 040, 041 |
| 62 91 0224 | 3307.56 | 150, 151, 152, 153, 154, 155, 158 |
| 62 91 0224 | 3307.69 | 150, 151, 152, 153, 154, 155, 158 |
| 62 91 0224 | 3307.71 | 150, 151, 152, 153, 154, 155, 158 |
| 62 91 0224 | 3307.72 | 150, 151, 152, 153, 154, 155, 158 |
| 62 91 1420 | 3748.17 SK | 035, 039, 041 |
| 62 91 1420 | 3748.17 SK | 149, 150, 151, 152, 154 |



| | | |
|------------|--------------|--------------------|
| 62 91 8191 | 3350.32 | 039 |
| 62 91 8191 | 3350.32 | 151, 152, 154 |
| 62 91 8285 | 3307.76 | 036, 039 |
| 62 91 8285 | 3307.76 | 149, 151, 152, 154 |
| 62 91 9295 | 3350.25 SK | 038 |
| 62 91 9295 | 0433 0648 SK | 047 |
| 62 91 9295 | 3350.25 SK | 156, 157 |
| 62 91 9574 | 3350.69 | 035, 036, 037 |
| 62 91 9574 | 3350.84 | 035, 036, 037 |
| 62 91 9574 | 3350.69 | 151, 153, 158 |
| 62 91 9574 | 3350.84 | 151, 153, 158 |
| 62 91 9842 | 3307.64 | 037, 038, 039 |
| 62 91 9842 | 13115 08080 | 053, 057 |
| 62 91 9842 | 3307.64 | 155, 156 |
| 62 91 9844 | 3307.62 | 035, 039 |
| 62 91 9844 | 3307.74 | 035, 039 |
| 62 91 9844 | 95 030 281 | 035, 039 |
| 62 91 9844 | 3307.62 | 149 |
| 62 91 9844 | 3307.74 | 149 |
| 62 92 2006 | 3350.18 | 149 |
| 62 92 4519 | 3326.62 | 038 |
| 62 92 4519 | 13280 46080 | 047 |
| 62 92 4519 | 3326.62 | 157 |
| 62 92 4521 | 3326.69 | 038 |
| 62 92 4521 | 13280 54080 | 047 |
| 62 92 4521 | 3326.69 | 157 |
| 62 92 4523 | 3350.81 | 037 |
| 62 92 4523 | 3350.87 | 037 |
| 62 92 4523 | 7173 1547 | 057 |
| 62 92 4523 | 7173 1547 | 082 |
| 62 92 4523 | 3350.81 | 156 |
| 62 92 4523 | 3350.87 | 156 |
| 62 92 7201 | 4246.Z9 | 036 |
| 62 92 7201 | 4246.Z9 | 153 |
| 62 92 8264 | 3748.74 | 036, 037 |
| 62 92 8264 | 3748.74 | 153 |
| 62 92 9382 | 3748.28 | 035, 040, 041 |
| 62 92 9382 | 3748.43 | 035, 040, 041 |
| 62 92 9382 | 3748.28 | 155 |
| 62 92 9382 | 3748.43 | 155, 158 |



| | | |
|------------|------------|--------------------------------------|
| 62 92 9384 | 3748.36 | 035, 041 |
| 62 92 9384 | 3748.44 | 035, 041 |
| 62 92 9384 | 3748.36 | 154, 158 |
| 62 92 9384 | 3748.44 | 154, 158 |
| 64 92 4517 | 3350.72 | 036 |
| 64 92 4517 | 3350.72 | 149, 151 |
| 64 92 8497 | 3307.75 | 037, 040 |
| 64 92 8498 | 3748.29 | 040 |
| 70 91 2116 | 608 064 40 | 001 |
| 70 91 2116 | 608 099 85 | 001 |
| 70 91 2116 | 608 121 95 | 001 |
| 70 91 2116 | 0775 0120 | 045, 046, 049, 051, 052, 055, 056 |
| 70 91 2116 | 0778 7124 | 045, 046, 049, 051, 052, 055, 056 |
| 70 91 2116 | 4645 3887 | 045, 046, 049, 051, 052, 055, 056 |
| 70 91 2116 | 0778 7124 | 081, 082 |
| 70 91 2116 | 4645 3887 | 081, 082 |
| 70 91 2117 | 077 324 10 | 001 |
| 70 91 2117 | 464 259 59 | 001 |
| 70 91 2117 | 608 064 45 | 001 |
| 70 91 2117 | 0761 3514 | 049, 055, 056 |
| 70 91 2117 | 6081 1481 | 049, 055, 056 |
| 70 91 2117 | 0761 3514 | 081 |
| 70 91 2117 | 6081 1481 | 081 |
| 70 91 2118 | 608 120 57 | 001 |
| 70 91 2118 | 0776 9902 | 045, 046, 049, 050, 051 |
| 70 91 2118 | 0776 9902 | 082 |
| 70 91 2370 | 0759 9461 | 046, 050, 053, 057 |
| 70 91 2370 | 0760 3485 | 046, 050, 053, 057 |
| 70 91 2370 | 0759 9461 | 083 |
| 70 91 2370 | 0760 3485 | 083 |
| 70 91 2520 | 0589 0990 | 045, 049, 051, 052, 055, 056 |
| 70 91 2520 | 0589 0990 | 081, 082 |
| 70 91 2521 | 0755 5466 | 045, 049, 051, 052, 055, 056 |
| 70 91 2521 | 4652 8566 | 045, 049, 051, 052, 055, 056 |



| | | |
|------------|----------------|--|
| 70 91 2521 | 4677 3659 | 045, 049, 051, 052, 055, 056 |
| 70 91 2521 | 0755 5466 | 081, 082 |
| 70 91 2521 | 4652 8566 | 081, 082 |
| 70 91 2534 | 0589 0991 | 046, 050, 051, 053, 055, 056 |
| 70 91 2536 | 4642 3870 | 046, 050, 051, 055, 056 |
| 70 91 2536 | 5175 3789 | 046, 050, 051, 055, 056 |
| 70 91 2572 | 0760 8131 | 045, 046, 048, 049, 051, 052, 053, 054, 055, 056 |
| 70 91 2572 | 0760 8131 | 081, 082 |
| 70 91 2573 | 3307.60 | 037 |
| 70 91 2573 | 0765 7422 | 047, 054 |
| 70 91 2573 | 0766 9715 | 047, 054 |
| 70 91 2573 | 3307.60 | 157 |
| 70 91 2691 | 3350.29 | 037, 038 |
| 70 91 2691 | 3350.29 | 156, 157 |
| 70 91 2695 | 3350.29 SK | 037, 038 |
| 70 91 2695 | 0433 0647 SK | 047, 054 |
| 70 91 2695 | 7171 4450 | 047, 054 |
| 70 91 2695 | 3350.29 SK | 156, 157 |
| 70 91 4538 | 3350.27 | 038, 039 |
| 70 91 4538 | 7171 4473 SK | 053, 057 |
| 70 91 4538 | 95672 17680 SK | 053, 057 |
| 70 91 4538 | 95672 17680 SK | 083 |
| 70 91 4538 | 3350.27 | 155, 156 |
| 70 91 4538 | 3350.27 SK | 155, 156 |
| 70 91 4967 | 3307.65 | 038 |
| 70 91 4967 | 13004 72080 | 047 |
| 70 91 4967 | 13 00 472 080 | 156 |
| 70 91 4967 | 3307.65 | 156 |
| 70 91 9345 | 4651 2973 | 045, 049, 050, 052, 054 |
| 70 91 9345 | 4651 9901 | 045, 049, 050, 052, 054 |
| 70 91 9345 | 4651 9901 | 081, 082, 083 |
| 70 92 4524 | 7171 4459 | 045, 048, 049, 052, 054 |


Ref. - No.


| | | |
|-------------------|-------------|--|
| 70 92 4524 | 7174 5046 | 045, 048, 049, 052, 054 |
| 70 92 4524 | 7171 4459 | 082, 083 |
| 70 92 4524 | 1603 337 | 136 |
| 70 92 4524 | 93188889 | 210 |
| 70 92 8142 | 608 159 02 | 001 |
| 70 92 8142 | 717 144 57 | 001 |
| 70 92 8142 | 4677 3662 | 045, 048, 049, 050, 052, 053, 054, 057 |
| 70 92 8142 | 7171 4457 | 045, 048, 049, 050, 052, 053, 054, 057 |
| 70 92 8142 | 7174 5047 | 045, 048, 049, 050, 052, 053, 054, 057 |
| 70 92 8142 | 7171 4457 | 081, 082, 083 |
| 70 92 8142 | 1603 338 | 136 |
| 70 92 8142 | 93188890 | 210 |
| 70 92 8231 | 3307.77 | 038 |
| 70 92 8231 | 3307.84 | 038 |
| 70 92 8231 | 13280 45080 | 047 |
| 70 92 8231 | 13466 53080 | 047 |
| 70 92 8231 | 3307.77 | 157 |
| 70 92 8231 | 3307.84 | 157 |
| 70 92 8232 | 3307.78 | 038 |
| 70 92 8232 | 3307.83 | 038 |
| 70 92 8232 | 13280 53080 | 047 |
| 70 92 8232 | 13466 52080 | 047 |
| 70 92 8232 | 3307.78 | 156, 157 |
| 70 92 8232 | 3307.83 | 156, 157 |
| 70 92 8300 | 5570 1433 | 048 |
| 70 92 8300 | 5570 3557 | 048 |
| 70 92 8300 | 0326 166 | 136 |
| 70 92 8300 | 55701433 | 210 |
| 70 92 8303 | 5570 1432 | 048 |
| 70 92 8303 | 5570 3556 | 048 |
| 70 92 8303 | 0326 165 | 136 |
| 70 92 8303 | 55701432 | 210 |
| 74 91 9114 | 606 520 14 | 001 |
| 81 92 4631 | 42409-12020 | 193, 194 |
| 81 92 4631 | 42409-19015 | 193, 194 |
| 81 92 4716 | 04422-12070 | 190, 194 |


Ref. - No.


| | | |
|-------------------|---------------|--|
| 81 92 4716 | 04422-12100 | 190, 194 |
| 81 92 4716 | 90080-36087 | 190, 194 |
| 81 92 4716 | 90178-22001 | 190, 194 |
| 81 92 4716 | 90521-79002 | 190, 190, 191, 192, |
| 81 92 4717 | 90369-38003 | 084 |
| 81 92 4717 | 04422-12060 | 190, 191, 192, 193, 195, 196 |
| 81 92 4717 | 04422-20010 | 190, 191, 192, 193, 195, 196 |
| 81 92 4717 | 04422-20080 | 190, 191, 192, 193, 195, 196 |
| 81 92 4717 | 90080-36043 | 190, 191, 192, 193, 195, 196 |
| 81 92 4717 | 90311-52005 | 190, 191, 192, 193, 195, 196 |
| 81 92 4717 | 90311-52006 | 190, 191, 192, 193, 195, 196 |
| 81 92 4717 | 90311-52007 | 190, 191, 192, 193, 195, 196 |
| 81 92 4717 | 90369-38003 | 190, 191, 192, 193, 195, 196 |
| 81 92 4717 | 90521-79002 | 190, 190, 191, 192, 193, 194, 195, 196 |
| 81 92 4770 | 04422-12020 | 193, 194 |
| 81 92 4770 | 90363-38006 | 193, 194 |
| 81 92 4770 | 90369-38011 | 193, 194 |
| 81 92 7146 | 90252-04001 | 195, 196, 197 |
| 81 92 7146 | 90311-38037 | 196, 197 |
| 81 92 7146 | 90366-27001 | 196, 197 |
| 81 92 7146 | 90366-27001S1 | 196, 197 |
| 81 92 7146 | 90368-17017 | 196, 197 |
| 81 92 7148 | 90080-36108 | 195, 196, 197 |
| 81 92 7148 | 90177-22001 | 195, 196, 197 |
| 81 92 7148 | 90369-38021 | 195, 196, 197 |
| 81 92 7148 | 90369-38022 | 195, 196, 197 |
| 81 92 7312 | 90369-30044 | 084 |
| 81 92 7312 | 90369-30043 | 190, 191, 192, 193, 195, 196 |
| 81 92 7312 | 90369-30044 | 190, 191, 192, 193, 195, 196 |














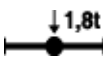












| | | |
|------------|-----------------|---------------|
| 81 92 7313 | 90369-43008 | 084, 085 |
| 81 92 7313 | 90369-43008 | 190, 191 |
| 81 92 7313 | 90521-88001 | 190, 191 |
| 81 92 7314 | 90369-28006 | 193, 196, 197 |
| 81 92 7315 | 42409-42010 | 196 |
| 81 92 7479 | 90252-04001 | 195, 196, 197 |
| 81 92 7479 | 90311-50005 | 195 |
| 81 92 7479 | 90368-21001 | 195 |
| 81 92 7479 | 90368-34001 | 195 |
| 81 92 7479 | 90368-34001S1 | 195 |
| 81 92 8239 | 43502-32070 | 085 |
| 81 92 8240 | 43502-12090 | 194 |
| 81 92 8246 | 43502-42010 | 196 |
| 81 92 8247 | 43502-20131 | 192 |
| 81 92 8248 | 43502-52010 | 195, 197 |
| 81 92 8249 | 43502-33030 | 084, 085 |
| 81 92 8249 | 43502-33010 | 190, 191 |
| 81 92 8249 | 43502-33030 | 190, 191 |
| 82 91 7432 | 40210-21B00 | 126 |
| 82 91 7432 | 40210-34B00 | 126 |
| 84 92 9182 | 43440-79J00-000 | 189 |
| 84 92 9182 | 43440-80J00-000 | 189 |
| 90 92 7316 | 51720-21100 | 077, 078 |
| 90 92 7316 | 51720-22000 | 077, 078 |
| 90 92 8250 | 51750-29000 | 077, 078 |
| 90 92 8251 | 51750-24500 | 077, 078, 079 |
| 90 92 8252 | 51750-3D000 | 079 |
| 90 92 8252 | 51750-3D003 | 079 |
| 90 92 8252 | 51750-3D000 | 080 |
| 90 92 8252 | 51750-3D003 | 080 |
| 90 92 8253 | 52710-25100 | 077 |
| 90 92 8253 | 52710-25101 | 077 |
| 90 92 8254 | 52730-38101 | 079 |
| 90 92 8254 | 52730-38102 | 079 |
| 90 92 8254 | 52730-38103 | 079 |
| 90 92 8254 | 52730-38101 | 080 |
| 90 92 8254 | 52730-38102 | 080 |
| 90 92 8254 | 52730-38103 | 080 |
| 99 90 2071 | 202 330 00 51 | 120 |
| 99 90 2071 | 210 330 00 51 | 108, 120 |

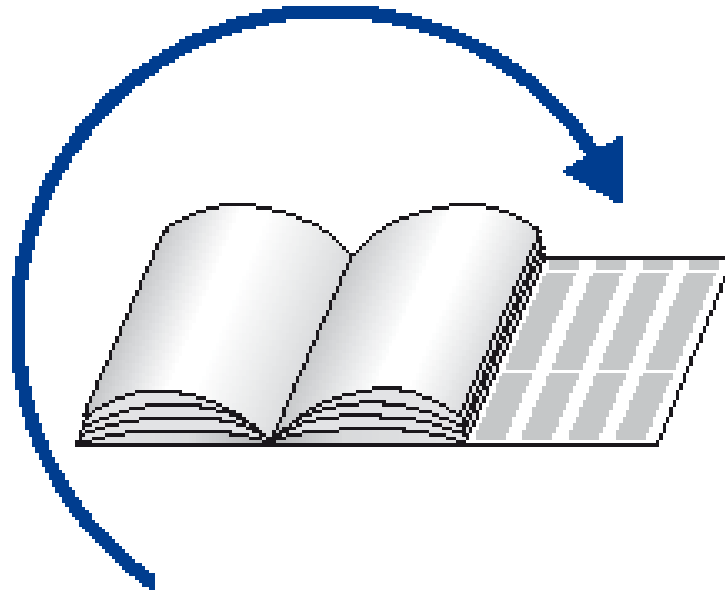


| | | |
|------------|------------------|--|
| 99 90 3368 | 357 407 615 | 181 |
| 99 90 3368 | 357 407 615 | 180 |
| 99 90 3368 | 357 407 615 | 183 |
| 99 90 3368 | 357 407 615 | 219, 221, 223, 224, 227, 231, 232, 233, 238, 242 |
| 99 90 3674 | 191 598 625 | 002, 003, 015 |
| 99 90 3674 | 191 598 625 | 183 |
| 99 90 3674 | 191 598 625 | 180 |
| 99 90 3674 | 191 598 625 | 179 |
| 99 90 3674 | 191 598 625 | 221, 222, 223, 224, 227, 231, 232, 233, 237, 238, 239, 242 |
| 99 90 5222 | 893 407 625 | 005, 011, 012, 013 |
| 99 90 5222 | 893 407 625 A | 005, 011, 012, 013 |
| 99 90 5222 | 893 407 625 C | 005, 011, 012, 013 |
| 99 90 5222 | 893 407 625 C | 234, 235 |
| 99 90 5464 | 631 330 00 51 SK | 112 |
| 99 90 5464 | 631 330 02 51 SK | 112 |
| 99 90 5577 | 611 330 07 25 | 113, 114, 123 |
| 99 90 5577 | 116 330 00 51 SK | 113, 114, 123 |
| 99 90 5577 | 116 586 00 33 SK | 113, 114, 123 |
| 99 90 5588 | 251 407 625 S | 241 |
| 99 90 5588 | 251 407 625 S1 | 241 |
| 99 90 5913 | 443 498 625 A | 006, 007, 008, 012, 013 |
| 99 90 5913 | 443 498 625 D | 006, 007, 008, 012, 013 |
| 99 90 5913 | 4A0 498 625 | 006, 007, 008, 012, 013 |
| 99 90 5913 | 443 498 625 A | 187 |
| 99 90 5913 | 443 498 625 D | 187 |
| 99 90 5913 | 4A0 498 625 | 187 |
| 99 90 5913 | 443 498 625 A | 234, 235, 236 |
| 99 90 5913 | 443 498 625 D | 234, 235, 236 |
| 99 90 5913 | 4A0 498 625 | 234, 235, 236 |
| 99 90 5918 | 443 407 625 F | 005, 014 |
| 99 90 5918 | 443 407 625 H | 005, 014 |
| 99 90 5918 | 4A0 407 625 A | 005, 014 |
| 99 90 5918 | 4D0 407 625 E | 005, 014 |

| english | deutsch | français | español | русский |
|------------------------|----------------------|----------------------|-------------------|--------------------------------|
| please note dimensions | Abmessungen beachten | dimension survciller | dimensión atenda | Пожалуйста, соблюдайте размеры |
| all | Alle | tous | todos | Все |
| rim | Felge | Jante | llanta | Обод |
| rear axle | Hinterachse | essieu arriere | eje trasero | задний мост |
| left | Links | gauche | izquierdo | слева |
| with | mit | avec | con | с |
| right | Rechts | droite | derecho | справа |
| brake disc | Scheibenbremse | frein à disque | freno a disco | дисковой тормозной механизм |
| drum brake | Trommelbremse | frein à tambour | tambor | барабанный тормозной механизм |
| front axle | Vorderachse | essieu avant | eje delantero | передний мост |
| 4-hole rim | 4- Lochfelge | jante 4 trous | 4-agujeros Llanta | обод с 4 отверстиями |
| 5-hole rim | 5- Lochfelge | jante 5-trous | 5-agujeros Llanta | обод с 5 отверстиями |

| | Symbols & Abbreviations  | Symbole & Abkürzungen  | Symboles & Abréviations  | Simbolos & Abreviaciones  | СИМВОЛЫ И сокращения  |
|---|---|---|---|--|--|
|  | SWAG no. | SWAG-Nr. | réf. SWAG | número de SWAG | SWAG-N° |
| Ref. - No. | reference number | Referenznummer | reference | Número de referencia | оригинальный номер |
|  | limitations and exceptions | Abgrenzungen und Ausnahmen | limitations et exceptions | Delimitaciones y excepciones | Ограничения и исключения |
|  | wheel bearing | Radlager | roulement de roue | rodamiento de rueda | подшипник колеса |
|  | wheel bearing kit | Radlagersatz | kit de roulement de roue | juego de cojinetes de rueda | набор подшипников колес |
|  | wheel hub | Radnabe | moyeu de roue | cubo de rueda | ступица колеса |
|  | wheel hub with wheel bearing | Radnabe mit Radlager | moyeu de roue avec roulement de roue | cubo de rueda con cojinete de rueda | подшипник колеса/ступицы колёс |
|  | page | Seite | page | lado | стр. |
|  | front axle | Vorderachse | essieu avant | eje delantero | передний мост |
|  | rear axle | Hinterachse | essieu arriere | eje trasero | задний мост |
|  | axle load | Achslast | charge essie | carga sobre el eje | осевая нагрузка |
|  | wheel side | Radseitig | côté roue | lado de la rueda | Со стороны колеса |
|  | manual transmission | Schaltgetriebe | boîte de vitesse | caja de cambios | механическая коробка передач |
|  | automatic transmission | Automatikgetriebe | boîte automatique | caja de cambios automática | Автоматическая коробка передач |
|  | power steering | Servolenkung | direction assistée | servodirección | рулевое управление с гидроусилителем |

| | Symbols & Abbreviations  | Symbole & Abkürzungen  | Symboles & Abréviations  | Simbolos & Abreviaciones  | СИМВОЛЫ & сокращение  |
|--|---|---|---|--|--|
|  | Japan | Japan | Japon | Japón | Япония |
|  | USA | USA | USA | EE UU | США |
| H | height | Höhe | hauteur (la) | altura | высота |
| B | width | Breite | largeur | ancho | ширина |
| (ex.) | except | außer | sauf | excepto | кроме |
| (ch.) → xx | up to chassis number | bis Fahrgestellnummer | jusqu'au numéro de châssis | hasta núm.de chasis | До номера шасси |
| (ch.) xx → | from chassis number | ab Fahrgestellnummer | à partir du numéro de châssis | desde núm. de chasis | Начиная с номера шасси |
| (mot.) →xx | up to engine code | bis Motorcode | jusqu'au code moteur | hasta código del motor | Код двигателя до |
| (mot.) xx → | from engine code | ab Motorcode | à code moteur | desde código del motor | Код двигателя от |
| (BM.) | model | Baumuster | modele | modelo | тип модели |
| Ø A | external diameter | Durchmesser außen | diamètre extérieur | diámetro exterior | внешний диаметр |
| Ø I | internal diameter | Durchmesser innen | diamètre intérieur | diámetro interior | диаметр внутри |
| Lk Ø | hole circle diameter | Lochkreisdurchmesser | cercle des trous diamètre | circulo de agujeros diámetro | диаметр окружности центров отверстий |
| 4x4 | all-wheel drive | Allrad | traction intégrale | A las 4 ruedas | Привод на все колеса |
| 4+5 Zyl. | 4+5 Cylinder | 4+5 Zylinder | 4+5 Cylindre | 4+5 Cilindro | 4+5 Цилиндр |
| 6 Zyl. | 6 Cylinder | 6 Zylinder | 6 Cylindre | 6 Cilindro | 6 Цилиндр |



Please turn page for translations, symbols & abbreviations
Übersetzungen, Symbole & Abkürzungen - bitte umblättern
traduction, symboles & sbréviations - veuillez tourner la page
Traducciones, Simbolos & Abreviaciones - veáse página siguiente
переводы, символы и сокращения - пожалуйста перелистните

SWAG[®]
GERMANY



www.swag.de

SWAG Autoteile GmbH
Am Kiesberg 4-6
42117 Wuppertal · Germany
E-Mail info@swag.de



SWAG No.: 98 00 1020

SWAG[®]
GERMANY

Wheel Bearing/ Wheel Hubs Car



Edition 2009/2010

Radlager/Radnaben PKW
Roulement de Roue/Moyeux de Roue V.L.
Rodamiento de Rueda/Cubos de Rueda Coche
Подшипники ступицы колеса /
ступицы колес легковых ТС

Best Choice for Spare Parts



More than 50 years of experience in the automobile industry

SWAG is one of the leading global wholesale partners with manufacturer competence for automotive wear parts on the free spare parts market. SWAG has been a synonym for high quality with extremely short delivery times since 1954.

We are a strategic partner of leading manufacturers of the automobile supplier industry and a distributor of high-quality spare parts for motor vehicles.

„Best Choice for Spare Parts“

This motto is an obligation for us – and your benefit. Because SWAG stands for

- > Market-oriented packaging units
- > More than 13.000 common wear parts for German, European and Asian vehicle types

High availability from stock – short delivery times

Our high availability from stock and short delivery times give our customers and partners a maximum in planning reliability.



Über 50 Jahre automobile Erfahrung

SWAG gehört zu den weltweit führenden Großhandelspartnern mit Herstellerkompetenz für automotiv Verschleißteile im freien Ersatzteilmarkt. Bereits seit 1954 steht SWAG für hochwertige Qualität bei kürzesten Lieferzeiten.

Wir sind strategischer Partner führender Hersteller der Automobilzuliefererindustrie und Distributor hochwertiger Ersatzteile für Kraftfahrzeuge.

„Best Choice for Spare Parts“

Dieses Motto ist für uns eine Verpflichtung – und Ihr Vorteil. Denn SWAG steht für

- > marktgerechte Verpackungseinheiten
- > über 13.000 gängige Verschleißteile für alle deutschen, europäischen und asiatischen Fahrzeugtypen

Hohe Lagerverfügbarkeit – kurze Lieferzeiten

Unsere hohe Lagerverfügbarkeit und kurze Lieferzeiten geben unseren Kunden und Partnern ein Höchstmaß an Planungssicherheit.



Plus de 50 ans d'expérience dans le secteur automobile

SWAG est un des partenaires de commerce en gros leaders dans le monde entier et compétent en matière de fabrication de pièces d'usure automobiles sur le marché libre des pièces de rechange. Depuis 1954, la société SWAG est réputée pour sa qualité haut de gamme avec de brefs délais de livraison.

Nous sommes le partenaire stratégique pour les fabricants leaders dans le secteur de l'industrie des matériels automobiles additionnels et le distributeur de pièces de rechange de qualité élevée pour automobiles.

„Best Choice for Spare Parts“

Cette devise est contraignante pour nous – et vous en profitez. En effet, SWAG est synonyme de

- > unités d'emballage conformes aux exigences sur le marché
- > plus de 13.000 pièces d'usure usuelles pour tous les types allemands, européens et asiatiques de véhicules

Haute disponibilité en stock – brefs délais de livraison

Notre haute disponibilité en stock et nos brefs délais de livraison offrent un degré très élevé de sécurité de planification à nos clients.



Más de 50 años de experiencia en el sector del automóvil

SWAG es uno de los mayoristas líderes a escala internacional de piezas de desgaste para el automóvil dentro del mercado libre de las piezas de repuesto. Además, su grado de competencia y conocimientos es igual al de los propios fabricantes. Ya desde 1954, SWAG es símbolo de alta calidad con reducidos plazos de entrega.

Somos socios estratégicos de los fabricantes líderes del sector de suministros para el automóvil y distribuidores de piezas de repuesto de alta calidad para automóviles.

„Best Choice for Spare Parts“

Hemos hecho de ese eslogan nuestro objetivo principal... ¡Y usted sacará partido! Y es que SWAG equivale a lo siguiente:

- > embalajes concordes con las exigencias del mercado
- > más de 13.000 piezas de desgaste para todos los tipos de vehículos habituales alemanes, europeos y asiáticos

Alta disponibilidad de almacenamiento y plazos de entrega cortos

Nuestra alta disponibilidad de almacenamiento y los cortos plazos de entrega que tenemos ofrecen a nuestros clientes y socios un alto grado de seguridad en la planificación.



Более чем 50-летний опыт в автомобильной промышленности

SWAG – один из мировых лидеров в области оптовой торговли с опытом производства изнашиваемых автомобильных запасных частей на свободном рынке запасных деталей. С 1954 SWAG ручается за высокое качество при кратчайших сроках поставки.

Мы являемся стратегическим партнером ведущих производителей индустрии автомобильных комплектующих и дистрибьютором высококачественных запасных частей для автомобилей.

„Best Choice for Spare Parts“

Этот девиз для нас – обязательство, а для Вас – преимущество. Ведь SWAG – это

- > удовлетворяющие требованиям рынка упаковочные единицы
- > более 13.000 ходовых изнашиваемых деталей для немецких, европейских и азиатских марок автомобилей

Высокая степень полноты комплектации складов – короткие сроки поставки

Наша комплектация складов и сроки поставки обеспечивают нашим клиентам и партнерам максимальную надежность планирования.



Catalogue Service



SWAG catalogues Clearly and efficiently structured for you.

You will find everything you need in our catalogues. Clear structure, exact descriptions and numerous figures.

Send for our catalogues and CD.

- > Engine controller
- > Cylinder head components
- > Wheel bearings and wheel hubs
- > Electric
- > Axle and steering boots
- > Water pumps
- > Liquids
- > Glow plugs
- > Wheel mounting elements
- > Steering and suspension
- > Rubber metal parts for chassis
- > Drive shaft accessories
- > Protection kits
- > Engine and transmission bearings
- > SWAG Extra
- > SWAG CD ROM

Download your SWAG pdf-catalogue from your website www.swag.de



SWAG Kataloge: klar und übersichtlich für Sie gegliedert.

In unseren Katalogen finden Sie alles, was Sie benötigen. Übersichtlich gegliedert, genau beschrieben und mit zahlreichen Abbildungen.

Fordern Sie unsere Kataloge und CD an.

- > Motorsteuerung
- > Zylinderkopfkompone-
nten
- > Radlager und Rad-
naben
- > Elektrik
- > Achs- und
Lenkmanschetten
- > Wasserpumpen
- > Flüssigkeiten
- > Glühkerzen
- > Radbefestigung
- > Lenkung und
Aufhängung
- > Gummimetallteile für
Fahrwerke
- > Kardanwellenzubehör
- > Protection Kits
- > Motorlager und
Getriebelager
- > SWAG Extra
- > SWAG CD-Rom

Alle Kataloge zum downloaden als PDF's unter www.swag.de



Catalogues SWAG : à structuration claire et nette pour les clients.

Dans nos catalogues vous trouverez tout ce dont vous avez besoin. Structure nette, description précise et avec de nombreuses illustrations.

Demandez nos catalogues et CD.

- > Commande du moteur
- > Composants de
culasse
- > Roulements et moyeux
de roue
- > Electrique
- > Soufflets de cardan
et de direction
- > Pompes à eau
- > Liquides
- > Bougies
incandescentes
- > Fixation de roue
- > Direction et suspension
- > Pièces en métal caout-
chouté pour châssis
- > Accessoires d'arbres
de cardan
- > Kits de protection
- > Supports de moteur et
supports de boîte
- > SWAG-Extra
- > CD SWAG

Tous nos catalogues peuvent être téléchargés sous www.swag.de



Catálogos de SWAG: claros y bien estructura- dos para que le resulten cómodos.

En nuestros catálogos encontrará todo aquello que necesite. Están bien estructurados, redactados con gran precisión y complementados por numerosas imágenes.

Solicite nuestros catálogos y nuestro CD.

- > Control del motor
- > Componentes de culata
- > Cojinetes de ruedas y
bujes
- > Sistema eléctrico
- > Manguitos guardapolvo
y de dirección
- > Bombas de agua
- > Fluidos y líquidos
- > Bujías de
precalentamiento
- > Elementos de sujeción
de las ruedas
- > Dirección y suspensión
- > Piezas de caucho-metal
para chásis
- > Accesorios para los
árboles de cardán
- > Kits de protección
- > Soportes de motor y
soportes de cambios
- > SWAG Extra
- > CD-Rom de SWAG

Para descargar catálogos como archivo PDF ir a www.swag.de



Каталоги SWAG: Ясно и наглядно структурированы для Вас.

В наших каталогах Вы найдете все, что Вам необходимо. Структурированные, точные описания с многочисленными иллюстрациями.

Спрашивайте наши каталоги и компакт-диски.

- > механизм газораспределения
- > компоненты головок цилиндров
- > подшипники и ступицы колес
- > электрооборудование
- > осевые манжеты и манжеты рулевого управления
- > водяные насосы
- > жидкости
- > Свечи накаливания
- > крепления колес
- > рулевое управление и подвеска
- > резина - металлические детали ходовой части
- > комплектующие карданных валов
- > средства защиты
- > подвеска мотора и коробки передач
- > дополнительные части SWAG
- > SWAG CD-Rom

Все каталоги можно скачать в формате PDF на сайте www.swag.de



Advantages of this Catalogue

- Easy parts location, with graphics and photos of the parts on every page*
- All current Mercedes models are conveniently sorted by model name
- More than 220 new parts, sorted by vehicle type
- Einfache Teilefindung mit Hilfe von Piktogrammen und Fotos der Teile auf jeder Seite*
- Alle aktuellen Mercedes-Typen sind komfortabel nach Modellbezeichnung sortiert
- Mehr als 220 neue Teile, nach Fahrzeugtypen sortiert
- Télérecherche simple à l'aide de pictogrammes et de photos des pièces à chaque page*
- Tous les types de Mercedes sont très clairement selon le dessin du modèle
- Plus que 220 de nouvelles pièces, classée suivant les types de véhicule
- Telebúsqueda simple mediante pictogramas y fotos de las piezas en cada página*
- Todos los tipos de Mercedes actuales están clasificados por denominación de modelo
- Más de 220 piezas nuevas, clasificadas por tipos de vehículo
- Простое нахождение деталей с помощью пиктограмм и фотографий деталей на каждой странице*
- Все современные типы Мерседесов удобно рассортированы по названиям моделей
- Более 220 новых деталей, рассортированных по типам ТС



| | | |
|---------------------|------|---------|
| Alfa Romeo | Page | 001 |
| Audi | Page | 002-018 |
| BMW | Page | 019-034 |
| Citroën | Page | 035-041 |
| Chevrolet | Page | 042 |
| Dacia | Page | 043 |
| Fiat | Page | 044-057 |
| Ford | Page | 058-076 |
| Hyundai | Page | 077-079 |
| Kia | Page | 080 |
| Lancia | Page | 081-083 |
| Lexus | Page | 084-085 |
| Mazda | Page | 086 |
| Mercedes Benz | Page | 087-124 |
| Mini | Page | 125 |
| Nissan | Page | 126-127 |
| Opel | Page | 128-148 |
| Peugeot | Page | 149-158 |
| Renault | Page | 159-177 |
| Saab | Page | 178 |
| Seat | Page | 179-184 |
| Škoda | Page | 185-187 |
| Smart | Page | 188 |
| Suzuki | Page | 189 |
| Toyota | Page | 190-197 |
| Vauxhall | Page | 198-218 |
| Volkswagen | Page | 219-242 |
| Volvo | Page | 243-248 |
| ref. no. > SWAG no. | Page | 249-262 |
| SWAG no. > ref. no. | Page | 263-277 |



Graphical Part Search

We show you all the parts as they are installed in the vehicle. SWAG does not use outline drawings, but photographs of the parts. You know the installation location and will find the appropriate SWAG part – guaranteed. This guarantee applies to all common vehicle types.

Please refer to the wheel suspension (Fig. 1) and steering (Fig. 2) sections for the graphical display of installation situations which are identified by the word “graphics” in brackets after the assembly.

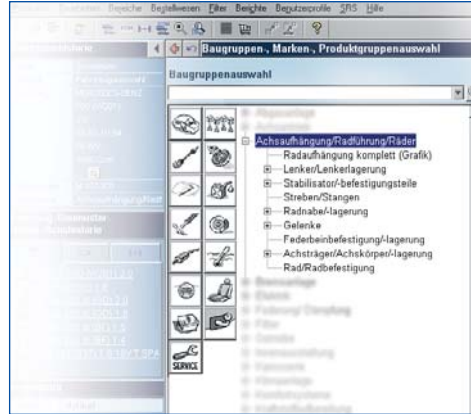


Fig. 1/Abb. 1

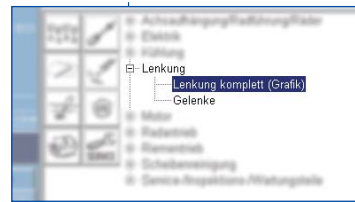


Fig. 2/Abb. 2

If you click one of the parts (Fig. 3, 3a) you will instantly receive information about the item number and type of the spare part.

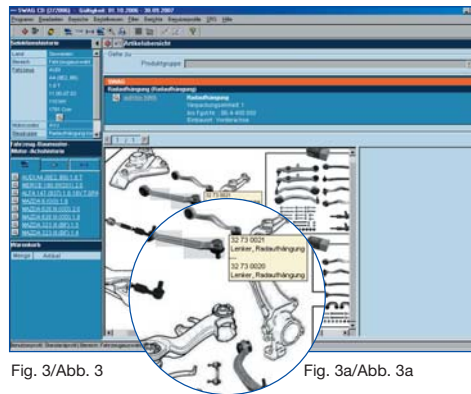


Fig. 3/Abb. 3

Fig. 3a/Abb. 3a

Klicken Sie mit der Maus auf eines der Teile (Abb. 3, 3a), erhalten Sie direkt eine Information über Artikelnummer und Art des Ersatzteils.

Complete repair and add-on kits are identified by the joint illustration with the SWAG box (Fig. 4a).

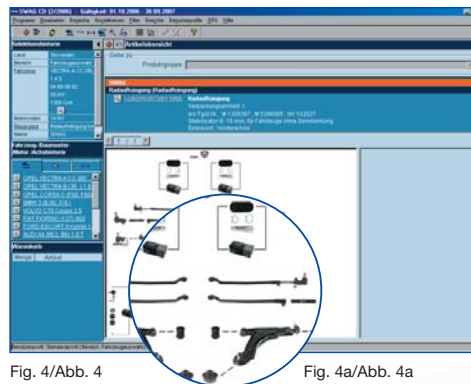


Fig. 4/Abb. 4

Fig. 4a/Abb. 4a

Komplette Reparatur- und Anbau-Sätze werden durch die gemeinsame Abbildung mit dem SWAG-Karton (Abb. 4a) gekennzeichnet.



SWAG[®]
GERMANY



www.swag.de

SWAG Autoteile GmbH
Am Kiesberg 4-6
42117 Wuppertal · Germany
E-Mail info@swag.de



SWAG No.: 98 00 1020