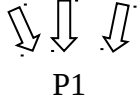
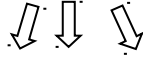
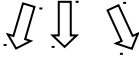
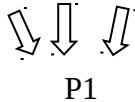


Слайд	Режим работы	Речь учителя	Предполагаемая речь учащихся
Slide 1 Welcome to Question Land		Good afternoon, children! Мне кажется, что обучение в школе напоминает путешествие. Do you like to travel? Let's travel to the Land of Questions. You will be given a prize at the end of the game.	Good afternoon Yes, we do. With pleasure. OK
Slide 2		Here is the map of our travelling. The first step is very easy. Match the question and the answer.	
Slide 3-13	P1 ⇌ P2 ⇌ P3	Look at the question and find the answer. Work in chain.	
Slide 14		You have coped with the task easily. Let's go on. Our next step is 'Personal Questions'.	
Slide 15	P2 P3 P4  P1	What book are you to read this term? Let ... be Brother Rabbit and we shall ask him personal questions. Oh, something has gone wrong with our questions. Can you ask them?	About Brother Rabbit. Yes, we can What is your name? Where are you from? How old are you? What do you want to be? Have you got a brother? Is your family big? How many toys have you got? What do you like to play with? What colour is your ball?
Slide 16	T  P1 P2 P3	Thank you, Brother Rabbit! The questions were good and the answers were good too. Our next step is 'Short answers.' Give only short answers. e.g. Can you swim? Yes, I can. Can you jump? Can he jump? Do you like to sledge? Does she like to sledge? Do you like to play snowballs? Does he like to play snowballs? Can you play hockey? Have you got a mother? Have you got a sister?	

		<p>Has she got a sister? Have you got many toys? Has she got many toys? Is your mother a teacher? Is your father a worker? Are you a teacher? Are you a cosmonaut? Do you want to be a cosmonaut? Do you want to be a doctor? OK, that's enough. Let's continue.</p>	
Slide 17		<p>Our next game is called "Where. Oh, where?" Who wants to participate?</p>	
Slide 18-32	<p>P2 ⇌ P1 P2 ⇌ P1 P3 ⇌ P1 P3 ⇌ P1</p>	<p>Children, ask ... to take the toy and put it on/in/under or near the object. Don't forget to ask where it is now.</p>	<p>- Take the doll and put it on the chair. - OK -Where is it now? -It is on the chair. (crocodile/box; duck/bag; tiger/ table)</p>
Slide 33		<p>As you see, we've done so much! The next task is the most difficult. It's Listening Comprehension.</p>	
Slide 34-36	<p>T  P1 P2 P3</p>	<p>Listen to the text. Then give one- word answer. Tape «Hello, my friend. Thank you for your letter. My name is Helen. I am six. I have got a dog. We live in America. His name is Rex. He likes to jump. He is black. He is three. He has got a house. His house is yellow. I love him very much. Have you got a dog or a cat? What does it like to do? I want to know about him. Love Helen»</p> <ol style="list-style-type: none"> 1. What is the girl's name? 2. Has she got a dog or a cat? 3. Where are they from? 4. What colour is the dog? 5. How old is he? 6. What colour is his house? <p>What is the key-word? Can you guess what it is.</p>	<p>1.Helen 2. dog 3. America 4. black 5. three 6. yellow</p> <p>The key-word is hockey. It is a letter.</p>

		Prove that it is a letter.	1 Para – Hello 2 Para – Thank you for the letter. A story 3 Para – Questions. Interest. 4 Para – Love. Name
Slide 37,38		I think you are a bit tired. Let's sing the song.	Song If you're happy and you know clap your hands.
Slide 39-44	<p>P2 P3 P4</p>  <p>P1</p>	<p>Remember the key word from our crosswords.</p> <p>Let's speak about different sports. Choose the game you like. Our pupils will ask questions about it. (choose from hockey, volleyball, basketball, badminton, table tennis)</p> <p>Good for you.</p>	<p>It is hockey.</p> <p>- Can you play hockey very well? - Yes, I can. I can play hockey well. - Do you like to play hockey very much? - Yes, I do. I like to play hockey very much. - Where do you go to play hockey? - I go to the stadium.</p>
Slide 45 Slide 46-50	P1 ⇨ P2 ⇨ P3	<p>What questions are we going to practise in the next step? (Название станции – OR, какие вопросы мы будем вспоминать?) We shall work in chain. The first pupil reads the question, the second answers.</p> <p>Your answers were quite good. I like the way you work.</p>	<p>Альтернативные.</p> <p>Is the family big or small? The family is big. Is he a worker or a cosmonaut? He is a cosmonaut. Have you got four or five birds? I have got four birds. Do you go to the swimming pool or to the sport ground to swim? I go to the swimming pool to swim. Can they ski or skate well? They can skate well.</p>
Slide 51		Our trip will be over soon. Not many tasks are left.	
Slide 52-53		<p>Let's remember the dialogue. (Учитель начинает диалог, учащиеся хором отвечают) But it is more interesting to change the dialogue, isn't it? And our last task.</p>	(с опорой на диалог на слайде учащиеся трансформируют диалог)

<p>Slides 55-58</p>	<p>P1 ⇌ P2 P3 ⇌ P4</p>	<p>Be polite. Remember what to say in these situations. Work in pairs.</p>	<p>-Let's go to the swimming pool -With pleasure. -Thank you! - You're welcome. (Not at all) - Mary is ill. - What a pity. - I like to play volleyball very much. - Let's go to play then.</p>
<p>Slide 59</p>		<p>All the tasks have been done. You should be given a prize! Let's read and translate a certificate. (учитель читает и переводит учащимся свидетельства о прохождении учебника English II)</p>	