

ELECTRIC CHAIN HOISTS

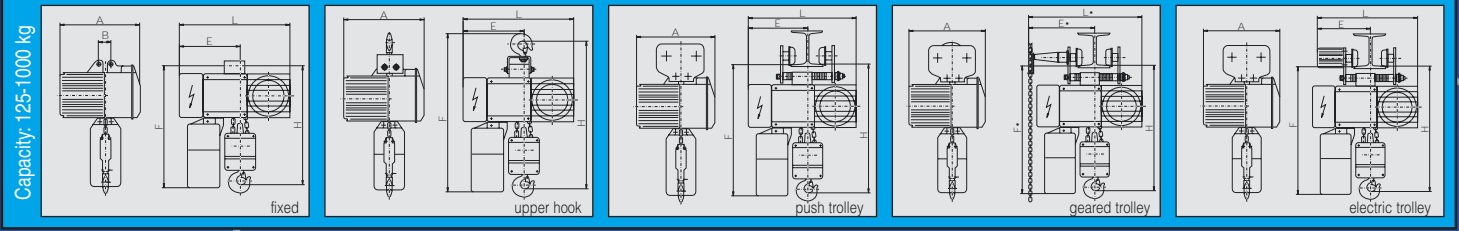
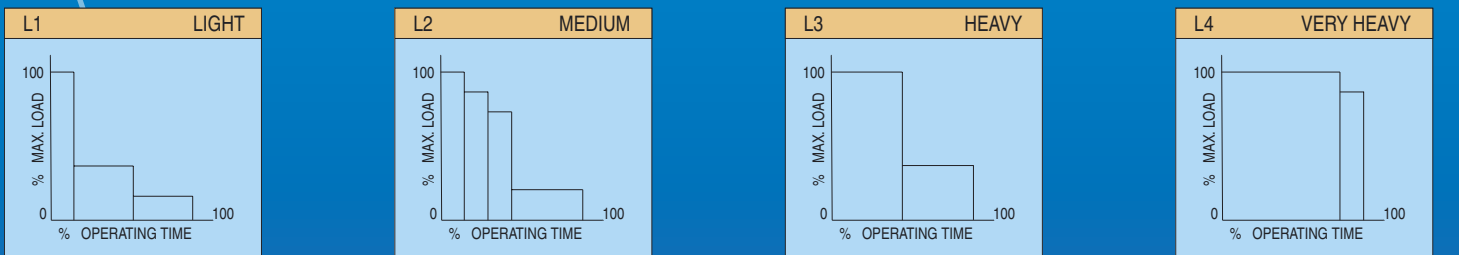


Table with columns for Single hoisting speed, Double hoisting speed, Capacity, Chain d x t, Reeving, Electric motor for hoisting, Electric motor for traveling, and Net weight for h=3.2 m.



Descriptions of load categories: L1 LIGHT, L2 MEDIUM, L3 HEAVY, L4 VERY HEAVY.



89661180880, www.metstan.ru, info@metstan.ru


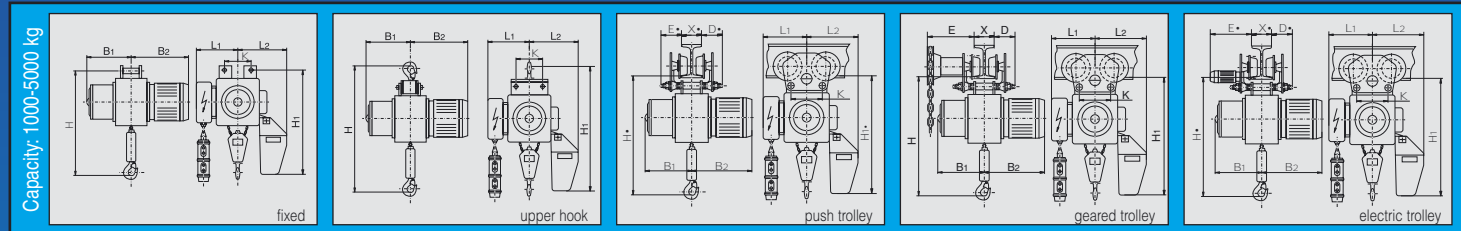
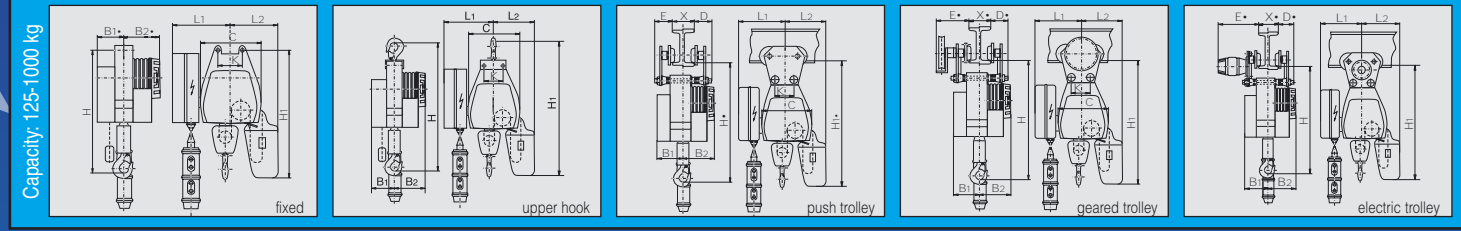


Table with columns for LOAD SPECTRUM, TOTAL OPERATING TIME (h), TYPE EB..., REEVING, and CAPACITY (kg).

Designation and Suspension options (fixed, upper hook, push trolley, geared trolley, electric trolley).

Hoisting speeds and Reeving options (1/1 single, 2/1 double).

Capacity (kg) options (101, 202, 305) and Control type (M direct control, EB electric chain hoists type).



Large table with columns for Single hoisting speed, Double hoisting speed, Capacity, Chain d x t, Reeving, Electric motor for hoisting, Electric motor for traveling, and Net weight for h=3.2 m.

Table with columns for LOAD SPECTRUM, TOTAL OPERATING TIME (h), TYPE B..., BY..., REEVING, and CAPACITY (kg).

Designation and Power supply type (M single hoisting speed, BY three-phase, double hoisting speed).

Capacity (kg) options (1, 2, 3) and Reeving options (01 fixed, 02 upper hook, 03 push trolley, 04 geared trolley, 05 electric trolley).

Slipping clutch options (without a slipping clutch, with a slipping clutch) and Control type (M direct control, EB electric chain hoists type).

ELECTRIC CHAIN HOISTS



BY...

B...

