



REF. GDS **18.00**


# MODEL | **GBW15-22 YANMAR**




- **YANMAR Diesel engine.**
- **Water cooling system.**
- **Internal residential muffler.**
- **Set easy to be transported with hand pallet truck.**
- **Central lifting point.**
- **Complete with engine and battery liquids.**
- **Oil draining pipe with cap.**


MODEL		GBW15Y	GBW22Y	
CODE		SH100YYA	SH130YYA	
TECHNICAL FEATURES	<b>PRIME POWER PRP</b>	<b>kVA (kW)</b>	<b>10,3 (10,3)</b>	<b>12,4 (12,4)</b>
	<b>EMERGENCY POWER LTP</b>	<b>kVA (kW)</b>	<b>11,0 (11,0)</b>	<b>13,0 (13,0)</b>
	Voltage	Volt	230	230
	Frequency	Hz	50	50
	Power factor	Cos φ	1	1
	Fuel capacity	Litres	51	51
	Autonomy ( 100% load PRP)	h	14,6	12,1
	Dimensions (LxWxH)	mm	1.600x870x1.000	1.600x870x1.000
	Weight	kg	383	410
	<b>DIESEL ENGINE</b>	<b>YANMAR</b>	<b>3TNV88-GGE</b>	<b>4TNV88-GGE</b>
	Cooling system	Type	Water	Water
	Speed	rpm	1.500	1.500
	Displacement	c.c.	1.642	2.190
	Cylinders and disposition	n° disp.	3 L	4 L
	Aspiration	Type	Natural	Natural
	Engine power PRP	kWm	13,2	17,7
	Fuel consumption (100% load)	l/h	3,5	4,2
	Specific consumption PRP	g/kWh	245	245
	Engine governor (standard)	Type	Mechanical	Mechanical
	Electrical DC System	Volt	12	12
	<b>SYNCHRONOUS ALTERNATOR</b>	<b>LINZ</b>	<b>E1S-13M/4_16</b>	<b>E1S-13M/4_19</b>
	Insulation	Class	H	H
	Mechanical degree of protection	Type	IP21	IP21
	Voltage regulation	Type	Compound	Compound

TECHNICAL CHARACTERISTICS NOT IMPEGNATIVE RESERVATION OF MODIFICATIONS FOR INNOVATION OF THE PRODUCT


MANUAL CONTROL PANEL (MCP)		GBW15Y	GBW22Y
MANUAL CONTROL PANEL (MCP)	 <p>Manual control panel, mounted on the genset and complete of: instrumentation, control, protection and sockets.</p>	<b>Instrumentation (analogue)</b> <ul style="list-style-type: none"> <li>• Voltmeter.</li> <li>• Hours-counter.</li> <li>• Ammeter.</li> </ul>	
		<b>Commands</b> <ul style="list-style-type: none"> <li>• Start selector switch with key: OFF -ON* - START.</li> <li>• Emergency stop button.</li> </ul>	
		<b>Protections with alarm</b> <ul style="list-style-type: none"> <li>• Engine protection: battery charger failure, low oil pressure, high engine temperature.</li> </ul>	
		<b>Protections with shut down</b> <ul style="list-style-type: none"> <li>• Engine protection: battery charger failure, low oil pressure, high engine temperature.</li> <li>• Circuit breaker protection: III poles.</li> <li>• Differential protection.</li> </ul>	
		<b>Power Output</b> <ul style="list-style-type: none"> <li>• Plinth row (internal) and duct for power wiring connection.</li> </ul>	
<p><b>ON*:</b> when selected this position, the system will take some seconds for air preheating by means of a glow plug. The preheating period is light by the proper led on the engine protection unit.</p>			

TECHNICAL CHARACTERISTICS NOT IMPREGNATIVE RESERVATION OF MODIFICATIONS FOR INNOVATION OF THE PRODUCT


AUTOMATIC CONTROL PANEL (ACP)		GBW15Y	GBW22Y
 <p><b>AUTOMATIC CONTROL PANEL (ACP)</b></p> <p>Automatic control panel mounted on the genset, complete with digital control unit <b>AC02</b> for monitoring, control and protection of the generating set.</p>	<b>Instrumentation</b> (analogue)	<ul style="list-style-type: none"> <li>Generating set voltage.</li> <li>Generating set frequency.</li> <li>Generator set current.</li> <li>Battery voltage.</li> <li>Hours-counter.</li> <li>Mains voltage.</li> </ul>	
	<b>Commands and others</b>	<ul style="list-style-type: none"> <li>Selector switch with six positions: Automatic test - Automatic starting - Engine locked - Mains contactor forced - Manual starting - Genset contactor forced.</li> <li>Push-buttons: start/stop, up/down selection, reset.</li> <li>Emergency stop button.</li> <li>Remote starting availability.</li> <li>Automatic battery charger.</li> </ul>	
	<b>Protections with alarm</b>	<ul style="list-style-type: none"> <li>Engine protection: low oil pressure, high engine temperature.</li> <li>Genset protection: under/over voltage, overload, battery charger failure, battery voltage out of limits, under/over frequency, start failure.</li> </ul>	
	<b>Protections with shutdown</b>	<ul style="list-style-type: none"> <li>Engine protection: low oil pressure, high engine temperature.</li> <li>Genset protection: under/over voltage, overload, battery charger failure, battery voltage out of limits, under/over frequency, start failure.</li> <li>Circuit breaker protection: III poles.</li> <li>Differential protection.</li> </ul>	
	<b>Power Output</b>	<ul style="list-style-type: none"> <li>Plinth row (internal) and duct for power wiring connection.</li> </ul>	
<p><b>* Manual Starting:</b> the preheating period begins automatically when this position is selected. It is necessary to select again this position to enable one more time the preheating period.</p>			


AUTOMATIC CONTROL PANEL (AMF)		GBW15Y	GBW22Y
 <p><b>AUTOMATIC CONTROL PANEL (AMF)</b></p> <p>Automatic control panel for automatic starting by Mains failure. Delivered loose from the genset, and complete with digital control unit <b>AC02</b> for monitoring, control and protection of the generating set.</p>	<b>Digital instrumentation</b> through AC02 control unit.	<ul style="list-style-type: none"> <li>Generating set voltage.</li> <li>Generating set frequency.</li> <li>Generator set current.</li> <li>Battery voltage.</li> <li>Hours-counter.</li> <li>Mains voltage.</li> </ul>	
	<b>Commands and others</b>	<ul style="list-style-type: none"> <li>Selector switch with six positions: Automatic test - Automatic starting - Engine locked - Mains contactor forced - Manual starting - Genset contactor forced.</li> <li>Push-buttons: start/stop, up/down selection, reset.</li> <li>Emergency stop button.</li> <li>Remote starting availability.</li> <li>Automatic battery charger.</li> <li>Acoustic alarm.</li> </ul>	
	<b>Change over contactors Mains/Genset</b>	III poles - 45A.	III poles - 63A.
	<b>Protections with alarm</b>	<ul style="list-style-type: none"> <li>Engine protection: low oil pressure, high engine temperature.</li> <li>Genset protection: under/over voltage, overload, battery charger failure, battery voltage out of limits, under/over frequency, start failure.</li> </ul>	
	<b>Protections with shutdown</b>	<ul style="list-style-type: none"> <li>Engine protection: low oil pressure, high engine temperature.</li> <li>Genset protection: under/over voltage, overload, battery charger failure, battery voltage out of limits, under/over frequency, start failure.</li> </ul>	
	<b>Output</b>	<ul style="list-style-type: none"> <li>Plinth row for connection from pre-wired panel (mounted on the genset) to AMF panel.</li> <li>Power cables connected to terminals board (internal).</li> </ul>	
<p><b>* Manual Starting:</b> the preheating period begins automatically when this position is selected. It is necessary to select again this position to enable one more time the preheating period.</p>			

**GENSET SUPPLEMENTS (ONLY AVAILABLE WHEN ORDERED)**

 <b>PHS: PREHEATING SYSTEM.</b> Only available for <b>automatic</b> version.
-----------------------------------------------------------------------------------------------------------------------------------------------------------------

**ACCESSORIES**

LOAD TRANSFER SWITCH PANEL.		GBW15Y	GBW22Y
 <p><b>ACCESSORIES</b></p> <p>Load transfer switch panel built in a metal cabinet and supplied</p>	<b>Change over contactors</b>	III poles - 45A.	III poles - 63A.
	<b>Connections</b>	<ul style="list-style-type: none"> <li>Plinth row for connection from ACP to LTS panel.</li> <li>Terminals board for power cables connection (Genset-Mains-Load).</li> </ul>	
	<b>Protections</b>	<ul style="list-style-type: none"> <li>Contactors mechanically and electrically interlocked.</li> <li>Emergency stop button.</li> </ul>	
<p>Automatic control panel + LTS panel measures the Mains voltage and starts automatically the genset within few seconds in case of Mains failure. It transfers immediately the load again to the genset when the Mains voltage returns within the rated values.</p>			

 loose from the genset.

Therefore, it transfers immediately the load again to the genset when the mains voltage returns within the rated values.