

Starlight

WORKBOOK

3

Virginia Evans - Jenny Dooley
Ksenia Baranova - Victoria Kopylova
Radislav Millrood

Part 1


PROSVESHCHENIYE
PUBLISHERS



Express Publishing



Звёздный **английский**



АНГЛИЙСКИЙ ЯЗЫК

Рабочая тетрадь

3 класс

Пособие для учащихся общеобразовательных
учреждений и школ с углублённым изучением
английского языка

В двух частях
Часть 1



Москва
Express Publishing
«Просвещение»
2011

УДК 373.167.1:811.111
ББК 81.2Англ-922
А64

Серия «Звёздный английский» основана в 2009 году.

Авторы: К.М. Баранова, Д. Дули, В.В. Копылова, Р.П. Мильруд, В. Эванс

Authors: Virginia Evans, Jenny Dooley, Ksenia Baranova, Victoria Kopylova, Radislav Millrood

Acknowledgements

Authors' Acknowledgements

We would like to thank all the staff at Express Publishing who have contributed their skills to producing this book. Thanks for their support and patience are due in particular to: Meryl Philips (Editor-in-Chief), Julie Rich (senior editor); Alex Barton (senior production controller) and the Express Publishing design team; and Emily Newton, Kevin Harris, Daniel Parker, Erica Thompson and Timothy Forster. We would also like to thank those institutions and teachers who piloted the manuscript, and whose comments and feedback were invaluable in the production of the book.

While every effort has been made to trace all the copyright holders. If any have been inadvertently overlooked, the publishers will be pleased to make the necessary arrangements at the first opportunity.

Учебное издание

Серия «Звёздный английский»

Баранова Ксения Михайловна

Дули Дженни

Копылова Виктория Викторовна

Мильруд Радислав Петрович

Эванс Вирджиния

Английский язык

Рабочая тетрадь

3 класс

**Пособие для учащихся общеобразовательных учреждений
и школ с углублённым изучением английского языка**

В двух частях

Часть 1

Центр группы германских языков

Руководитель Центра *В.В. Копылова*

Зам. руководителя Центра по проектам *И.Н. Темнова*

Руководитель проекта *Ю.А. Смирнов*

Выпускающий редактор *М.А. Семичев*


Редактор и корректор *А.П. Савина*

Корректор *Н.М. Кочергина*

Налоговая льгота — Общероссийский классификатор продукции ОК 005-93 - 953000. Изд.лиц. Серия ИД № 05824 от 12.09.01. Подписано в печать с оригинал-макета 23.12.10. Формат 60х90/8. Бумага мелованная. Гарнитура Прагматика. Печать офсетная. Уч.-изд. л. 9,32 + вкл. 0,96. Тираж 15000 экз. Заказ № 5938.

Открытое акционерное общество «Издательство «Просвещение». 127521, Москва, 3-й проезд Марьиной рощи, 41.

Express Publishing. Liberty House, New Greenham Park, Newbury, Berkshire RG19 6HW Tel.: (0044) 1635 817 363 Fax: (0044) 1635 817 463 e-mail: inquiries@expresspublishing.co.uk <http://www.expresspublishing.co.uk>

Отпечатано в полном соответствии с качеством предоставленных издательством материалов в ОАО «Тверской ордена Трудового Красного Знамени полиграфкомбинат детской литературы им. 50-летия СССР». 170040, г. Тверь, проспект 50 лет Октября, 46. 

ISBN 978-5-09-022463-5(1)
ISBN 978-5-09-023667-6(общ.)

© Express Publishing, 2011

© Издательство «Просвещение», 2011

Все права защищены

Contents

Starter Unit	p. 4
Module 1 My Family.....	p. 16
Module 2 At the Toy Shop	p. 24
Module 3 It's so Cute!.....	p. 32
Module 4 Talent Show.....	p. 40
Merry Christmas!	p. 48
Consolidation	p. 49
Board Games	p. 54
My Pictionary	p. 62
School Plays	p. 68
Cutouts	p. 74

Round-up Lessons



Find the names. Match them to the pictures.



B	E	R	L	I	N	A
O	J	A	B	V	O	N
I	L	M	O	N	A	W
A	E	P	L	D	F	N
B	E	M	M	A	L	C
P	H	A	R	R	Y	B



Draw and write.

Hello, I'm

3 How many? Count and write.



One



.....



.....



.....



.....



.....

4 Listen and write a name.



1 A



2 A




3 L

Round-up Lessons

5

Read and find the stickers for these.



6

Read and choose the right answer.

1 A: Hello, I'm Tom. What's your name?

B: a) My name's Yelena.

b) This is Yelena.

2 A: How do you spell it?

B: a) It's a beautiful name.

b) Y-E-L-E-N-A.

3 A: Hi, Yelena. Nice to meet you.

B: a) Nice to meet you, too!

b) I'm fine, thanks.

7

Go to the Student's Book and read the story on pages 10-11. Colour the picture.



8

Read and answer the questions.

1 How old is Lee?

.....

2 How old is Mona?

.....

3 How old are you?

.....

9

Look and complete the crossword puzzle.




Who's missing?

Round-up Lessons

10

Complete the words. Then colour the picture.



11

Read and colour the picture.

a red ball

a blue robot


a green yo-yo

a purple kite

a black and


white cat

a black dog



12 Read and complete the sentences.

white John eat eight



Hi! My name is 1) John
I'm 2) eight years old.
This is my 3) cat
It's 4) white

fish Anna blue seven



Hi! My name is 5) Anna
I'm 6) seven years old.
This is my 7) fish
It's 8) blue



13 Read and circle the right answer.

- 1 Which of these words has NOT got the /e/ sound?
A red
B me
C spell
- 2 Which of the words has NOT got the /i:/ sound?
A red
B she
C he
- 3 Read the phonetic symbol. Which word is it? /strit/
A see
B she
C street
- 4 Read the transcription. Which word is it? /seven/
A spell
B seven
C Sheena

Round-up Lessons

14

Read and colour the picture.



The rubber is red.



The schoolbag is green.



The pencil case is purple.



The pencil is yellow.



The book is blue.


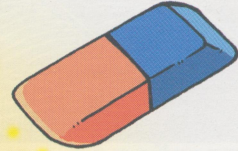



The desk is orange.





15

Find the words. Match them to the pictures.



d	e	s	k	a	b	c	d	e	f
g	a	e	r	o	p	l	a	n	e
h	i	j	k	r	e	m	l	o	p
g	u	r	s	a	n	b	c	w	x
b	o	o	k	n	c	z	y	b	k
d	f	i	j	g	i	s	t	u	w
e	y	h	k	e	l	l	m	n	p
r	u	b	b	e	r	p	q	u	s



16

Complete the questions and the answers.

What's **this**?

1



It's **a schoolbag**.



What's **this**.....?

2



It's **a. a. e. r. o. p. l. a. n. e.**

What's **this**.....?

3



It's **a. p. e. n. c. i. l. c. a. s. e.**

What's **this**.....?

4



It's **a. p. e. n.**

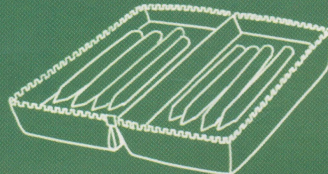
Round-up Lessons

17


Find the stickers for these.




book



pencil case



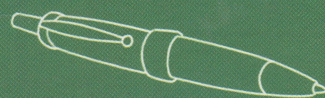
pencil



rubber




Schoolbag



pen

18

Look at the pictures. Unscramble the letters. Write the words.



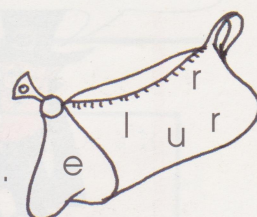
book



4



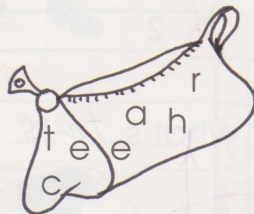
ruler




2



teacher



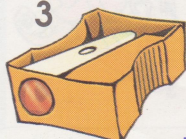
5



classroom



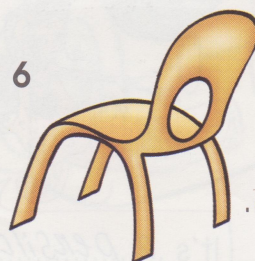
3



sharpener



6




chair



19

How many? Count and write.



1 three **pencils**

2 two *rubbers*

3 four *boards*

4 five *books*

5 six *chairs*

20

Look at the picture and complete the sentences.

1 Look at **Emma's** hat.

It's so funny!

2 Look at *Harry's* kites.

They are so funny!

3 Look at *Mona's* schoolbag.

It is so funny!

4 Look at *Lee's* pencils.

They are so funny!



Round-up Lessons

21 Read and write **True** or **False**.


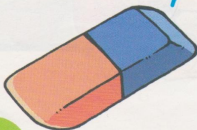
- 1 Erlina is in Harry's pencil case.
- 2 Emma's pencils are funny.
- 3 Miss Dee is a teacher.

...True
...False
...True

22 Who's in Miss Dee's class? Read and tick (✓).

Willow	
Emma	✓
Lee	✓
Erlina	✓
Harry	✓
Mona	✓
Alvin	

23 Listen and draw a line.



24

Complete the text and read it.



- 1) Sit down and 2) be quiet,
 please! 3) open your books and
 4) read the story. Now,
 5) write the story in your
 notebook, please.

phonics

5+

25

Circle the odd one out.

A stand - black - glad - sayB room - cool - book - ruleC board - run - sun - funD ten - meet - pen - red

26

Match the words to their transcription.

1 under

2 school

3 sun

4 rule

/ʌndə/

/æpl/

/stænd/

/sʌn/

/hæt/

/ru:l/

/skul/

/rʌbə/

5 apple

6 stand

7 rubber


8 hat

15

1 My Family

1 Look at the family tree. Read the sentences and write **yes** or **no**.

- 1 Chin is Lee's dad. **yes**
- 2 Kim is Lee's sister. **YES**
- 3 Wen is Lee's brother. **YES**
- 4 Lan is Lee's mum. **NO**



★ Memory Game.

A: Who's Chin?

B: Lee's dad.

2 Write the numbers. Then match.



Look and match the pictures to the sentences. Then write the sentences.



a



b



c



d



1 I am a singer.

I'm a singer.

2 You are funny.

You're funny

3 He is my brother.

He's my brother

4 She is a teacher.

She's a teacher.



Make the sentences and read them.

1



sad

am

I

I am sad.

3



cute

You

are

You are cute.

2



are

happy

We

We are happy.

4



They

lovely

are

They are lovely



Inga is from Russia. She is writing about herself and her family. Complete the sentences. Use **am**, **is**, **are**.

1 I **am** a student from Moscow, Russia.

2 It **is** a very big city.

3 My father and mother **are** (not) singers.

4 My father **is** a teacher.

5 My mother **is** (not) from Russia.

6 She **is** from Poland.

7 I **am** ten years old.

8 My brother's name **is** Sergey.

9 He **is** ten years old.

10 We **are** twins.

Well done.

5+


17

1 My Family

6

Circle and write.


mum dad brother sister grandmagrandpa



7

Read the sentences. Then write the names.

- 1 Ben is Joe's grandpa.
- 2 Mimi is Joe's sister.
- 3 Ann is Joe's grandma.
- 4 Liz is Joe's mum.
- 5 Rob is Joe's dad.



8

Choose the right answer.

- 1 Are you Emma's brother?
a) Yes, I am not.
b) Yes, I am.
- 2 Is she a singer?
a) No, she isn't.
b) No, she is.
- 3 Is it a ruler?
a) Yes, I am.
b) Yes, it is.
- 4 Is he Alvin?
a) No, you aren't.
b) No, he isn't.

9

Read and answer the questions.

- 1 Are they happy?

Yes, **they are**.

- 2 Are we brothers?

No, **we are not**.

- 3 Is she sad?

Yes, **she is**.


- 4 Are they flowers?

Yes, **they are**.

- 5 Are you sisters?

Yes, **we are**.

- 6 Is it an orange?

No, **it isn't**.

10

Choose words from the box to complete the sentences.


• They're • isn't • is (x2) • are • He isn't • She's • It's

- 1 My father and mother aren't doctors. **They're** teachers.
- 2 St. Petersburg **isn't** in Germany. **It is** in Russia.
- 3 Harry **is** happy. **He isn't** sad.
- 4 My sister **is** twenty years old.
- 5 **She's** a pretty girl.
- 6 Olga and Denis **are** late. Where are they?

1 My Family

11

Go to the Student's Book and read the story on pages 46-47. Then put the pictures in order and match them to the speech bubbles.



This is my dad, Chin.

Erlina! Help!

What's that?

Look at the vase!
It's OK now!

12

Draw a vase for Lee's mum.



13

Find the stickers for these.



walk



drive



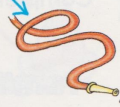
ride



run

14

Follow the lines and complete the sentences.



1 Sam is a policeman.

2 Peter is a postman.

3 Mat is a fireman.

4 Roy is a milkman.

15

Read and answer the questions about yourself.

1 What's your name?

My name is Diana

2 How old are you?

I am nine

3 Are your mum and dad singers?

No, they are not

4 What is your friend's name?

Her name is Alice


1 My Family

13. 2

16



Listen and draw lines.



17

Complete the text and read it.

family grandpa dad grandma mum sister

This is Tony's 1) **family**. His 2) *grandma* 's name is Anna and his 3) *grandpa* 's name is Nick. Kelly and Sam are his 4) and 5) And Pat is his 6) She is very cute.




dog



doll




rubber




box



orange



teacher



ruler



sharpener



cat

/b/	/æ/	/ə/
dog	sharpener	sharpener
doll	orange	cat
box	teacher	ruler
		rubber

2 At the Toy Shop

1 Read and draw a line.

1 teddy bear

2 car


3 roller skates

4 camera

5 doll

6 bike

2 Colour the picture and complete the dialogues.



1 Alvin: What are these?
Emma: They're
Alvin: They're really nice!

2 Alvin: ?
Emma:
Alvin: !

3 Alvin: ?
Emma:
Alvin: !



Read and circle the right item.

1

This/That bike is great!



2

Look at these/those presents!



3

These/Those roller skates are cool.



4

This/That doll is my sister's.



5

Look at these/those kites!




6

Look at this/that robot!



2 At the Toy Shop

4 Look and complete the crossword puzzle.



5 Count and write the answers.

1 $25 + 25 =$ fifty

2 $40 - 20 =$

3 $49 - 9 =$

4 $22 + 13 =$

5 $15 + 8 =$

6 $15 + 15 =$

7 $30 + 19 =$

8 $36 - 20 =$

9 $50 - 8 =$

10 $15 + 17 =$




Read, draw and colour the pictures.




two purple lorries



three red watches




four blue boxes



five yellow cars



Read and circle the right answers.



- 1 Happy Birthday, Tom! This aeroplane is for you!
- 2 Wow! A doll! Thanks, everyone!
- 3 Open it and see!
- 4 Oh, that's a nice lorry!

- | | | | |
|----------|----------|----------|----------|
| a | <u>b</u> | c | d |
| a | b | c | <u>d</u> |
| <u>a</u> | b | c | d |
| a | b | <u>c</u> | d |


2 At the Toy Shop

13

8



Listen and colour the picture.



9

Go to the Student's Book on pages 62-63. Read the story and complete the sentences.



car



birthday



toy shop



buses

1 It's Harry's today!

3 Harry's got two red

2 The children are in a


4 Harry's present is a big




Find the stickers for these.

These are Janet's birthday presents:

a 1)




teddy bear, a 2)




guitar,

a 3)



camera and a 4)





bike.

Happy Birthday, Janet!



What are the presents? Write the sentences.



1 Look! These are my presents.

Two guitars, a bus
and a plane.

2

.....

.....

.....

3

.....

.....

.....

2 At the Toy Shop

12 Make the sentences.

1 This is my doll.

These are my dolls.

2

These are my teddy bears.

3 This is my helicopter.

.....

4

Those are my roller skates.

5 This is my present.

.....

6

These are my kites.

7 This is my glass.

.....

8 That is my book.

.....

13 Read and complete the card.



It's Kenny's birthday.
He's eleven today.
This card is from Erica.

Dear,


You are today!

Happy Birthday!

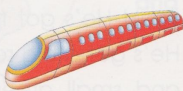
Love from

.....

14 Do they rhyme? Read and circle.




plane




train

☒ Yes ☐ No




box




ball

☐ Yes ☐ No



car



guitar

☐ Yes ☐ No

15 Match the items to the sounds.



tall

short



train



guitar



girl



ball



car



plane

o:

3:

a:


ei

30

thirty


3 It's so Cute!

1 Read and colour the picture.



This is Mr Potato Head. Look! He's got fair hair. He's got a big red nose and small green eyes. He's got yellow ears and a pink mouth. He's so funny!

2 Read and write the letter.



- 1 She's got a big nose and small ears.
- 2 He's got a big nose and a small mouth.
- 3 They've got big ears and small noses.

- 4 She's got a big mouth and a big nose.
- 5 He's got big ears and big eyes.



Ask and answer the questions.



Kenny

- ① A: What's Kenny like?
B: He's got fair hair and blue eyes.



Liam

- ③ A:?
B:



Martha

- ② A:?
B:



Sam

- ④ A:?
B:



Read and find the stickers for these.



1



They've got small heads and long tails.

2



They've got cute faces and small pink ears.

3



They've got long legs and big eyes.

3 It's so Cute!

5 Read and correct the sentences.

1 Dogs have got two legs.
No! Dogs haven't got two legs.
They've got four legs.

2 Cats have got one ear.

4 Rabbits have got long tails.

5 Mice have got five heads.

3 Horses have got six legs.

6 Kangaroos have got short tails.

6 Read and write the questions. Then colour the picture.

A: 1) **Have you got a pet, Bill?**

B: Yes, I have. Its name is Jet.

A: 2)
 four legs?

B: Yes, it has got four legs.

A: 3)
 big ears?

B: No, it's got small ears.

A: 4)
 brown eyes?

B: Yes, it's got brown eyes. And it's got
 a black body.

A: 5)
 a long tail?

B: Yes, it's got a long red tail.





7 Read and complete the email.



Dear Yuri,

Here **1) is** a photo of our new house in Omsk. It **2)** a beautiful house! It **3)** got four big bedrooms. It's **4)** a very big garden, too! We've **5)** a new pet. It **6)** a kitten. We **7)** also got Max, our dog. Max and the kitten **8)** very happy together.


What about you? **9)** you happy with your new house? **10)** you got a new pet? Write and tell me.

Love,
Viktor




8 Look and complete the crossword puzzle.


1




2




3






4



5



3 It's so Cute!

9 Go to the Student's Book and read the story on pages 84-85. Then read the sentences and write **yes** or **no**.

- | | |
|-------------------------------------|--|
| 1 Emma and Mona go for a walk. | 3 It's got a big nose. |
| 2 The kitten is in a box. | 4 Harry and Lee have got wet legs and feet. |

10 Read, draw and colour the picture.

I'm Karl the kitten. I've got two blue eyes. I've got a long tail and a fat body. I'm orange all over! I'm really cute!



11 Make the sentences.

1 dog/My/body/a/has/long/got

My dog has got a long body.

2 you/fair hair/Have/got?

3 brown/haven't/I/cat/a/got

4 the/got/a/Has/tail/mouse/long?

5 kitten/blue/has/eyes/His/got

6 got/big/has/He/feet

12 Listen and circle the right picture.

1



A

B


2



A

B

3



A

B

4



A

B

Choose a word. Write the correct word next to the numbers 1-7. There is one example.

A cat



I've got four 1) **legs**, two ears, two blue 2) and a long 3) I'm a small animal. I live in a 4) I like eating 5) My favourite drink is 6) I sleep on a 7) and I like playing with balls. What am I? I'm a cat!



fish




sofa



eyes



house



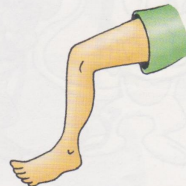
milk



kite



tail




leg

14


Unscramble the letters and write the words. Then match them to the sounds.

1



ookb

2



mhoe

3



rahic

4



rabe

ʊ

əʊ

ɪə

eə

5



rae

6



tofo

7



enos

8



ehar

15

Complete the song.

My poor 1) /əʊld/ **old** 2) /beə/

Has 3) /gɒt/ no 4) /neʊz/

And only one 5) /gʊd/ 6) /ɪə/


And now his 7) /heə/ is no longer fair,

But to me my Teddy's 8) /diə/



4 Talent Show


1 Find the stickers for these.




1 She can dance.




2 He can jump.




3 She can draw.



4 She can fly.




5 She can ride a horse.



6 He can swim.

2 What can they do? Write sentences.




1 Lee can ride a horse.

2

3

4

3  Listen and put a tick (✓) or a cross (X).

★ What can Alvin do?



1 ☐



2 ☐



3 ☐



4 ☐

4 ★ Ask and answer the questions. Then, write them.



draw



ride a horse



jump



play the piano



dance



swim



1 Can he draw?

Yes, he can.

2 ?

.....

3 ?

.....

4 ?

.....

5 ?


.....

6 ?

.....

4 Talent Show

5 Look, read and match the items to the speech bubbles.



a We can hop!

c We can sing!

b We can ride a bike!

d We can jump!

6 Make the sentences.



swim ✓

jump ✓

fly ✗

1 Dogs can swim and jump, but they can't fly.



jump ✓

swim ✓

draw ✗

2



run ✓

jump ✓

swim ✗

3



Look, read and circle the right answers.



1 A: Can he ride a bike?

B: Yes, he can.
No, he can't.



4 A: Can he swim?

B: Yes, he can.
No, he can't.



2 A: Can he dance?

B: Yes, he can.
No, he can't.



5 A: Can it fly?

B: Yes, it can.
No, it can't.



3 A: Can she play the piano?

B: Yes, she can.
No, she can't.




6 A: Can she ride a horse?

B: Yes, she can.
No, she can't.



You are a famous magician! Draw and write what you can do.



I'm the magician!

I can

.....

.....

.....

4 Talent Show

- 9 Go to the Student's Book and read the story on pages 100-101. Then read and write a name.

- | | | | |
|---------------------------|-------|------------------------------|-------|
| 1 She can play the piano. | Emma | 3 He can play the guitar. | |
| 2 She can sing. | | 4 He's a very good magician. | |

- 10 Read and match the pictures to the speech bubbles.

1 I've got an idea!

2 Here is the Amazing Harry!

3 Can you see the glasses?

4 You're a very good magician!





Look at the table and write questions and short answers.

	drive a car	ride a horse	play tennis	sing	play the piano
Irina	x	✓	x	x	✓
Ruslan	x	✓	✓	✓	x
Mikhail	✓	x	x	✓	x

1 Irina/drive/a car?

A: **Can Irina drive a car?**

B: **No, she can't.**

2 Ruslan/ride a horse?

A:

B:

3 Mikhail/sing?

A:

B:

4 Irina/play tennis?

A:

B:

5 Ruslan/play the piano?

A:

B:

6 Mikhail/ride a horse?

A:

B:



Complete the texts and read them.

1 Ring! Ring! I can

ride my bike!

Sometimes

and sometimes

slow! Watch me go!

2 Weeow! Weeow! I

can my

plane! Seat belt

.....! Hooray!

3 Beep! Beep! I can

..... my car!

Watch me go!



4 Talent Show

13 Make the sentences.

1 brother/Her/can't/the piano./play

.....
.....

2 you/the/aeroplane?/see/Can

.....
.....

3 fly/Nadia/can't/but/can/she/a bike./ride

.....
.....

4 They/well./sing/can't/very

.....
.....

14 Choose the right word and complete the text.



- 1 This **is** my brother!
- 2 name is Benny. He is a
- 3 clown. He got big feet,
- 4 big red nose and his hair is
- 5 green! Benny draw and sing
- 6 very well, but he dance.

- | | |
|---------|-------|
| 1 is | am |
| 2 Her | His |
| 3 have | has |
| 4 a | an |
| 5 has | can |
| 6 isn't | can't |

15 Read the story and find the words. Then write the words to the transcription.



The Sailor Cat

Tom is a white cat. He hasn't got a home. He's cold and hungry.

Tom then sees a sailor. The sailor has got some fish. "Meow," says Tom to the sailor. "Hello," says the sailor. "Here's a fish for you."

Tom eats the fish. "I like this sailor," Tom thinks and runs after him into his ship.

From that day on Tom has got a home, food, and people to love him. He stays on the ship and is a real sailor cat.

- | | | | |
|-----------|--------------|-----------|-------|
| 1 /waɪt/ | white | 6 /deɪ/ | |
| 2 /həʊm/ | | 7 /fɒd/ | |
| 3 /seɪlə/ | | 8 /lʌv/ | |
| 4 /fɪʃ/ | | 9 /steɪz/ | |
| 5 /ʃɪp/ | | 10 /kæt/ | |

16 Read the story again and answer the questions.

1 What's the cat's name?

.....

2 Has he got a home?

.....

3 What has the sailor got?

.....

Merry Christmas!



Complete the text.

presents

star

Christmas tree


Christmas carols

Santa

Christmas is my favourite time of year. We decorate our 1)



..... and we put a big 2) on top. We sing




3) at school. My brother and I wait for



4) to bring us our 5)



I love Christmas. It's great!



CONSOLIDATION

- 1 Read and colour. Then write **mummy**, **daddy**, **sister**, **brother**.



My mummy is yellow and green.
My daddy is blue and red.
My sister is purple and pink.
My brother is orange and black.



mummy



- 2 Unscramble the letters and then write the words. Draw lines.

1 c p l e n i

pencil


2 g b s c l o h a o

3 k o b o

4 b b r u e r

5 k d s e


6 l c e i n p s c e a



3

Circle eight presents. Use the remaining letters to write Mark's question.

r	o	l	l	e	r	s	k	a	t	e	s
w	b	i	k	e	h	c	a	r	a	t	i
t	e	d	d	y	b	e	a	r	s	y	o
u	h	e	l	i	c	o	p	t	e	r	r
c	a	m	e	r	a	p	l	o	r	r	y
r	e	g	u	i	t	a	r	s	e	n	t



It's an aeroplane!



4

Find the missing numbers.

1	10	20	30	40
2	44	42	40
3	15	20	25
4	33	36	39
5	50	45	40



5

Colour the jobs to get to Willow.



START	teacher	aeroplane	sharpener	ruler
flower	milkman	singer	brother	sister
car	helicopter	magician	guitar	ear
woman	man	fireman	tail	fifty
leg	see	policeman	postman	


6

Read and draw the picture.

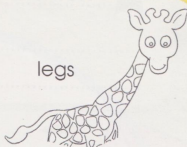
ears



eyes



legs




arms



mouth



tail





Read and colour the picture.

My Di!

by Kelly

Look at Di the dinosaur.

She's very funny! She's got a pink head and yellow hair.

She's got blue eyes, a black nose and orange ears.

Di's got purple arms and hands and red legs and feet.

She's got a big green body, too.

I think Di's great!





Now draw your dinosaur and write about it.



8

Look and write what the children can and can't do.



1 Mary can't draw.



4

2 can

5

3

6



Board Game 1

Key



Go back to start



Say what it is



Say the missing word(s)



Say or do



Say your favourite colour.



How are you? I'm nine.



Name the characters from *Troll Tales*.



What's this?
.....
a pen.

Count to ten.


Start



Starter Unit

What's your
..... ? Maria.

Sing the
Colours
Song.


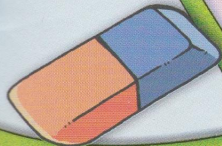



Say the
name of
Mona's
dog.

..... to
the Magic
Forest!

Nice to
.....
you!

Finish



Board Game 2



Key

Go back to start



Say what it is



Say the missing word(s)



Say or do



What are these?
..... cars.

Sing *It's my birthday today!*



Name four things you can recycle.

Thank you.
.....
welcome.

Name three of Harry's birthday presents.

Start



Modules 1-2



What's this?
..... it and
see.





Name six
members of
a family.

Name three
jobs.



.....
Birthday!

Who's this?
.....
my mum.



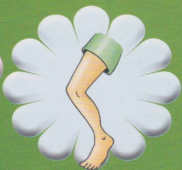
Board Game 3



Name
four parts
of the
face.

Can you
fly?
No, I

What does
he look
.....? He's
got blue
eyes.



Key



Go back to start



Say what it is




Say the missing
word(s)



Say or do

Say four
things you
can do.



It's a
small nose!

Sing Beep,
Beep,
Beep!

Start



Modules 3-4

Has she got
long hair?
Yes, she



Sing I've
got hair on
my ears.


Finish

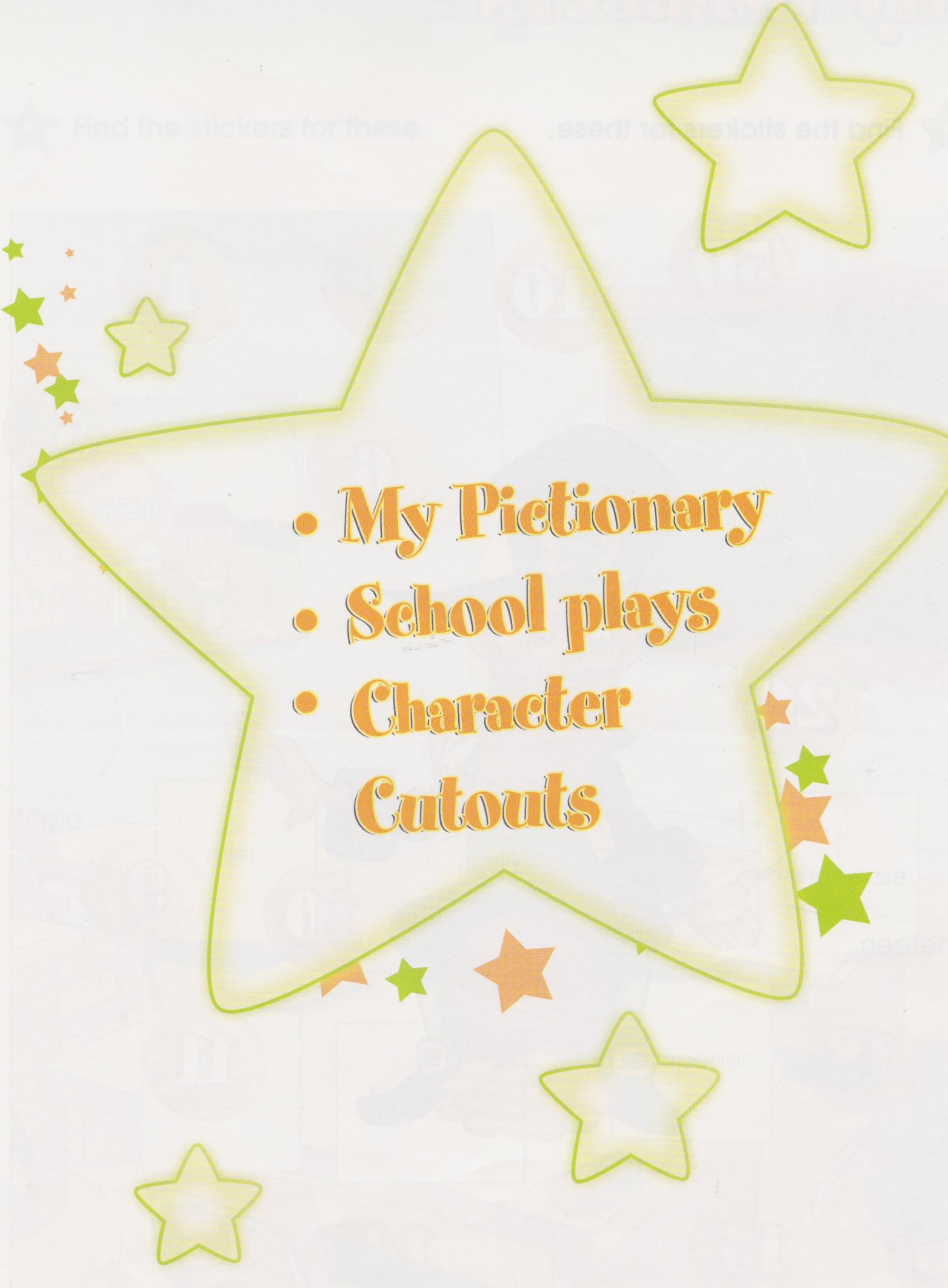


Say three
things
about your
hero.



Can you
sing? Yes, I
.....



- 
- **My Pictionary**
 - **School plays**
 - **Character Cutouts**

My numbers



Find the stickers for these.




My classroom



Find the stickers for these.

Find the stickers for these.



Lee's family



Find the stickers for these.




At the Toy Shop



Find the stickers for these.

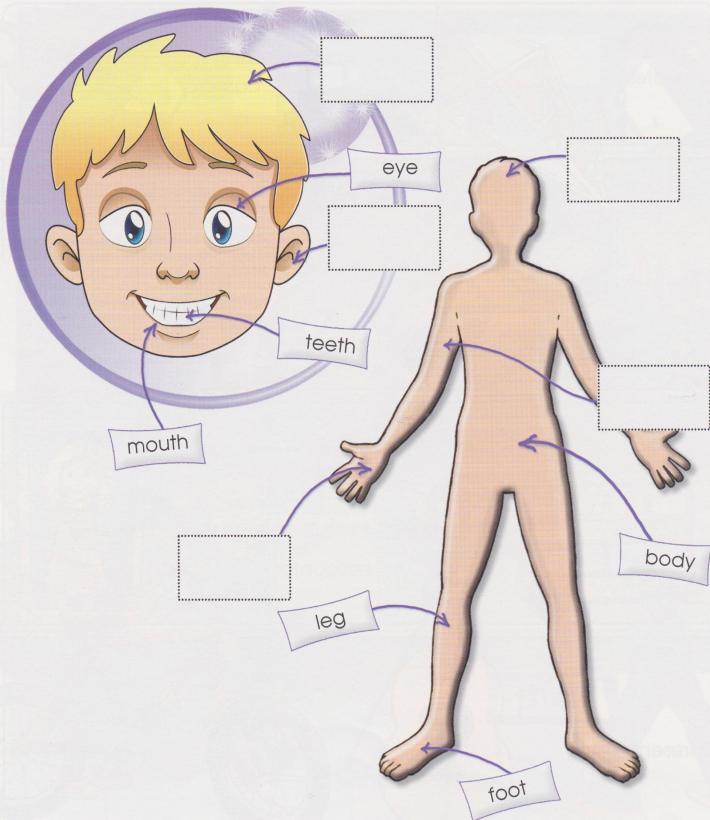
Find the stickers for these.



My face/My body



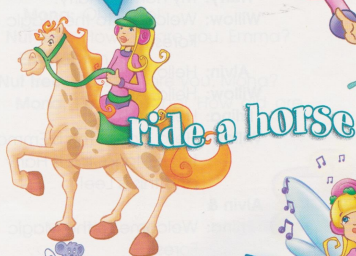



Find the stickers for these.



Time for action

★ Find the stickers for these.





The Magic Forest

Scene 1

Emma: Look! Flowers!
Hello purple, hello blue.
Red for me and green for you!
Hello orange, yellow, too,
Red for me and green for you! Sing with me, everyone!

Audience: Hello purple, hello blue.
Red for me and green for you!
Hello orange, yellow, too,
Red for me and green for you!

Willow: Hello!

Emma: Who's that?

Audience: Willow!

Emma: Who?

Audience: Willow!

Emma: Who are you?

Willow: I'm Willow the Guardian.
What's your name?

Emma: My name's Emma.

Willow: Welcome to the Magic Forest!

Mona: Emma! Emma! Oh! Who's that?

Audience: Willow!

Mona: Who?

Audience: Willow!

Mona: Who are you?

Willow: I'm Willow the Guardian.
What's your name?

Mona: My name's Mona.

Willow: Welcome to the Magic Forest!

Lee: Emma! Emma! Oh! Who's that?

Audience: Willow!

Lee: Who?

Audience: Willow!

Lee: Who are you?

Willow: I'm Willow the Guardian.
What's your name?

Lee: My name's Lee.

Willow: Welcome to the Magic Forest!

Harry: Emma! Emma! Oh! Who's that?

Audience: Willow!

Harry: Who?

Audience: Willow!

Harry: Who are you?

Willow: I'm Willow the Guardian.
What's your name?

Harry: My name's Harry.

Willow: Welcome to the Magic Forest!

Alvin: Hello, Willow.

Willow: Hello, Alvin.

Erlina: Hello, Willow.

Willow: Hello, Erlina. This is Emma,
this is Mona, this is Harry
and this is Lee!

Alvin &

Erlina: Welcome to the Magic Forest!

Lee: Wow! This is really great!

Alvin: Let's all sing!

All: Hello purple, hello blue.
Red for me and green for you!
Hello orange, yellow, too,
Red for me and green for you!

Scene 2

Orange tree: Ahem!

Lee & Harry: What's that?

Willow: It's an orange tree!

Orange tree: Hello, Lee! Hello, Harry!

Lee & Harry: Oh, hello!

Orange tree: How old are you, Lee?

Lee: I'm ten.

Orange tree: How old are you, Harry?

Harry: I'm ten, too! How old are you?

Orange tree: Count my oranges!

Lee & Harry: One...two...three...four...
five! How many oranges?

Audience: Five!

Lee & Harry: How many oranges?

Audience: Five!

Nut tree: Ahem!

Emma &

Mona: What's that?

Willow: It's a nut tree!

Nut tree: Hello, Emma! Hello, Mona!

Emma &

Mona: Oh, hello!

Nut tree: How old are you, Emma?

Emma: I'm nine.

Nut tree: How old are you, Mona?

Mona: I'm nine, too! How old are you?

Nut tree: Count my nuts!

Emma &

Mona: One...two...three...four...
five...six...seven! How many
nuts?

Audience: Seven!

Emma &

Mona: How many nuts?

Audience: Seven!

Erlina: Time to go now!

Alvin: Goodbye, Willow!


Willow: Goodbye! Goodbye!

Emma &

Mona: Goodbye!

Alvin: Let's sing everyone!

All: Goodbye purple, goodbye
blue.
Red for me and green for
you!
Goodbye orange, yellow
too,
Red for me and green for
you!





The Toy Shop

Scene 1

Emma: Look, a toy shop!
Let's buy a present
for Harry's birthday!

Alvin: What are these?

Emma: They're teddy bears.

Alvin: What are they?

Audience: Teddy bears!

Alvin: They are nice.

Lee: No, not a teddy bear!

Alvin: What are these?

Mona: Bikes!

Alvin: What are they?

Audience: Bikes!

Alvin: They are nice.

Lee: No, not a bike!

Alvin: What are these?

Emma: Roller skates!

Alvin: What are they?

Audience: Roller skates!

Alvin: They are nice!

Lee: No, not roller skates!

Alvin: What are these?

Mona: Balls!

Alvin: What are they?

Audience: Balls!

Alvin: They are nice!

Lee: No, not a ball!

Mona & Emma: What, then?

Lee: Look at these cars!
Cool!

Mona & Emma: Yes! Yes! A car for
Harry!

Alvin: Yes! Yes! A car for
Harry!

All: Oh, oh! Hello, Harry!

Scene 2

Emma: Happy Birthday,
Harry. This is for you.

Harry: What is it?

Emma: Open it and see!

Erlina: What is it?

Audience: A guitar!

Harry: Wow! A guitar! Thank
you!

Mona: Happy Birthday,
Harry! This is for you.

Harry: What is it?

Mona: Open it and see!

Erlina: What is it?

Audience: A ball!

Harry: Wow! A ball! Thank
you!

Lee: Happy Birthday,
Harry! This is for you.

Harry: What is it?

Lee: Open it and see!

Erlina: What is it?

Audience: An aeroplane!

Harry: Wow! An aeroplane!
Thank you!

Emma, Mona &

Lee: Look! A car for you,
Harry!

Harry: A car! Wow! Thank
you!

Emma, Mona &

Lee: Happy Birthday,
Harry!

Alvin & Erlina: Let's sing, everyone!

All: It's my birthday today,
It's my birthday today!
These are my presents,
It's my birthday today!

Here's a kite, and a plane,
And a super toy train!
These are my presents,
It's my birthday today!

Here's a ball, and a car,
And a new toy guitar!
These are my presents,
It's my birthday today!





In the Park

Scene 1

Katy the Kitten: Hello, everybody!

Audience: Hello!

Katy the Kitten: I'm Katy the Kitten!
What can I do?
Guess! Can I play the piano?

Audience: No!

Katy the Kitten: No, I can't play the piano. Can I fly?

Audience: No!

Katy the Kitten: No, I can't fly. Can I draw?

Audience: No!

Katy the Kitten: No, I can't draw. Can I drive a car?

Audience: No!

Katy the Kitten: No, I can't drive a car. But I can sing!
Can you sing?

Audience: Yes!

Katy the Kitten: Can you dance?

Audience: Yes!

Katy the Kitten: Sing and dance with me!

All: I've got hair on my ears.
I've got hair on my head.
I've got hair on my tail.
I've got hair on my legs!

I've got hair everywhere
From my head to my feet!
I've got hair everywhere
I'm a kitten and I'm sweet!

I've got hair on my tummy.

I've got hair on my feet;

And when I lick my body,

I've got hair on my teeth!

I've got hair

everywhere

From my head to my feet!

I've got hair

everywhere,

I'm a kitten and I'm sweet!

Harry: Come on, everyone.
Hurry up!

Mona, Lee &

Emma: OK, Harry. Wait!

Katy the Kitten: Oh, dear! Time to go.
I know! I can climb this tree!

Scene 2

Harry: It's a great day for the park! Look! A red bus, a blue bike, a yellow plane and a green car! Wow!

Mona: Look! A car. I can drive the car!

Harry: Can Mona drive the car?

Audience: Yes, she can!

Mona: Yes, I can! Watch me go! Come on, everyone, sing!

All: Beep! Beep! Beep!
I can drive my car!

Seat belt on, watch me go!

Beep! Beep! Beep!
I can drive my car
Sometimes fast and
sometimes slow!

Emma: Look! A plane. I can fly the plane!

Harry: Can Emma fly the plane?

Audience: Yes, she can!

Emma: Yes, I can! Watch me go! Come on, everyone, sing!

All: Weeow! Weeow!
Weeow!
I can fly my plane!
Seat belt on, watch me go!

Weeow! Weeow!
Weeow!

I can fly my plane
Sometimes fast and
sometimes slow!

Lee: Look! A bike. I can ride the bike!

Harry: Can Lee ride the bike?

Audience: Yes, he can!

Lee: Yes, I can! Watch me go! Come on, everyone, sing!

All: Ring! Ring! Ring!
I can ride my bike!
Helmet on, watch me go!

Ring! Ring! Ring!
I can ride my bike
Sometimes fast and
sometimes slow!

Emma, Lee &

Mona: It's fun in the park!

Harry: Come on. It's time to go home!

All: Goodbye, everyone!

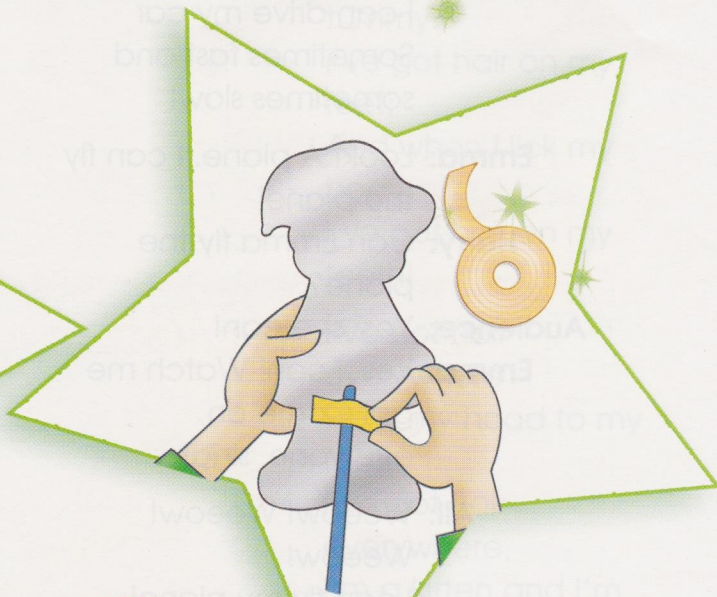
Audience: Goodbye!



Cutouts



1 Cut out the characters




2 Stick straws onto the characters



3 Play with your friends









Starlight 3



ISBN 978-5-09-022463-5



9 785090 224635



ПРОСВЕЩЕНИЕ
ИЗДАТЕЛЬСТВО



Express Publishing