


АНГЛИЙСКИЙ ЯЗЫК



Английский в фокусе

Рабочая тетрадь к учебнику для 3 класса
общеобразовательных учреждений

2-е издание

Москва
Express Publishing
«Просвещение»
2007

Contents

Starter Module 4

Module 1

1 School again!	6
2 School subjects!	8
I love English!	10
Let's Play!	12

Module 2

3 A new member!	14
4 A happy family!	16
I love English!	18
Let's Play!	20

Module 3

5 He loves jelly!	22
6 In my lunch box!	24
I love English!	26
Let's Play!	28

Module 4

7 Toys for little Betsy!	30
8 In my room!	32
I love English!	34
Let's Play!	36

Module 5

9 Cows are funny!	38
10 Clever animals!	40
I love English!	42
Let's Play!	44

Module 6

11 Grandma! Grandpa!	46
12 My house!	48
I love English!	50
Let's Play!	52

Module 7

13 We're having a great time!	54
14 In the park!	56
I love English!	58
Let's Play!	60

Module 8

15 A fun day!	62
16 On Sundays	64
I love English!	66
Let's Play!	68

Portfolio Sheets	70
Craftwork Sheets	87
Certificate of Achievement	95



Welcome back!

1 Read and match.

- | | | |
|-------------------------------|--|---------------------|
| 1 Hello! | | a Nice to meet you! |
| 2 I'm Lulu and this is Larry. | | b My name's Maya. |
| 3 What's your name? | | c Hi! |

1 c


2

3

2 Fill in the missing letters. Then read and match.

1 w <u>h</u> i t e	5 g _ _ e _
2 b _ o _ n	6 _ e _ _ o _
3 _ _ nk	7 r _ _
4 _ l a _ k	8 _ l u _

3 Look and complete.



- 1 It's hot and
.....
- 2 It's
.....
- 3 It's
.....

4 Alphabet Bingo! Let's play!



1

School again!

1 Look, read and write **yes** or **no**.



1 This is a school. **yes**

2



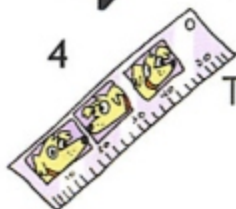
This is a pen.

3



This is a school bag.

4



This is a rubber.

5



This is a book.

6



This is a pencil case.

2 Look, read and write.

• Hi • I'm • Bye
• What's your

Goodbye, Paco.



Hello!

1) **Hi**, I'm Tony.



3)
name?



3 Now act out.

4 Read and write. Then match.

1 fourteen

2 ei _ _ teen

3 t _ _ nt _

4 f _ f _ een

5 tw _ l _ _

18

13

6 t _ i _ teen

7 _ ev _ nteen

8 s _ _ teen

9 _ i _ _ teen

10 e _ ev _ n

15

20

19

14

11

16

12

17

5 Read and write.

- John • Pat • ruler • frog • boy • Tom • book
- Sally • duck • David • girl • Jenny



he

John

.....

.....

.....




she

Pat

.....

.....

.....



it

ruler

.....

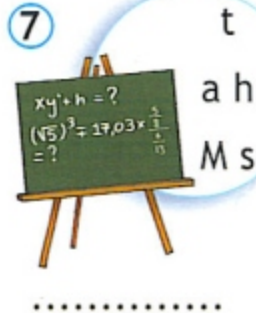


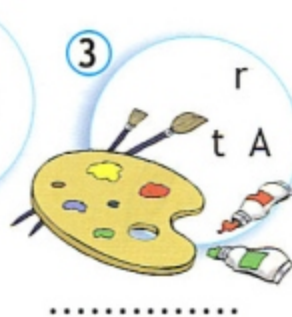
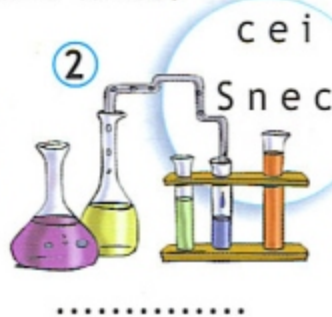
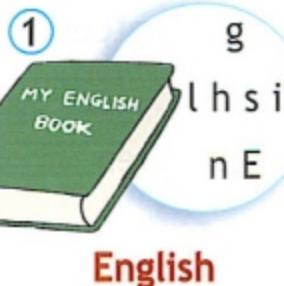
.....

.....

2

School subjects!

1 Look, read and write.



2 Complete.

My favourite subject is

I like

3 Write the short form.

1 I am Vanessa.

I'm Vanessa.

2 What is her favourite subject?

.....

3 I am eleven and they are twelve.

.....

4 It is his birthday. He is sixteen today.

.....

5 What is your name?

.....

6 We are twelve years old.

.....

4 Look and write: **look**, **sing**, **draw**, **read**, **write** or **listen**.



1 **look**



2



3



4



5



6

5 What does Lulu say? Look, read and complete.

Stand up! **Clap your hands!**


Stamp your feet! **Open your book!**



1



2



3




4

I English!

1 Read and write the number. Then act out.

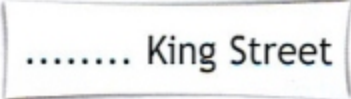
- 1 A: What's your lucky number?
B: Thirteen!


13

- 2  A: What's your phone number?
B: It's three-seven-two-eight-nine-one-five.

- 3 A: How old are you?
B: Nine.



- 4  A: What's your address?
B: Eight King Street.

2  Listen and tick (✓) the correct picture.

1 Which is Lulu's new school bag?

A ☐



B ☒



C ☐



2 What's in Lulu's pencil case?

A ☐



B ☐

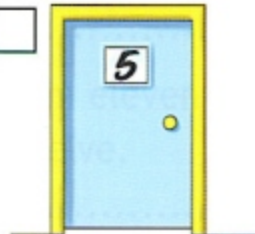


C ☐

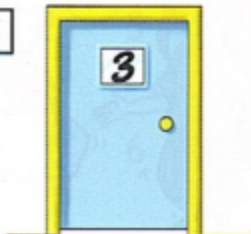


3 Which is Lulu's new class?

A ☐



B ☐



C ☐




3 Read and correct.

hello,

my name's john and i'm
8. i'm in year 4 at school. I
like english, history and
art, but My favourite
subject is science.

what about you?

john



Let's Play!



key



Go back to start.



Say what it is.



Say the missing word(s).



Say or do.



8

Sing the 'Numbers' song!

7

9

What's your
.....
subject?

10



11

.....
your
name?

12

13

Sing the
'Come on,
everybody'
song!

14



15

Count to 20.

22



23



1 Look, read and write.

Hello, I'm John.
Meet my family!

1) This is my
grandma, Vera.

2) This is my
grandpa. His
name's Stan.

3) This is my
mum, Tina.

4) This is my
dad, Bill.

5) This is my
sister. Her
name's Meg.

Vera

2 Read and **circle**.

- | | |
|---|--|
| 1 My /Our name is Kelly. | 4 Is her /their name Jill or Pam? |
| 2 Look at the boy. Her /His name is Don. | 5 Are your /my names Lin and Vicky? |
| 3 Its /Their names are Sue and Frank. | 6 Our /Its name isn't Bubbles. |

3 Read and complete: **My, from, name, is, brother, sister.**



Hello! My 1) **name** is Jenny.
 I'm 2) Australia.
 3) mum's name is Donna
 and my dad's name 4)
 Jason. Kelly is my little 5)
 and Ian is my 6)
 I love my family!

1 Look, read and fill in.



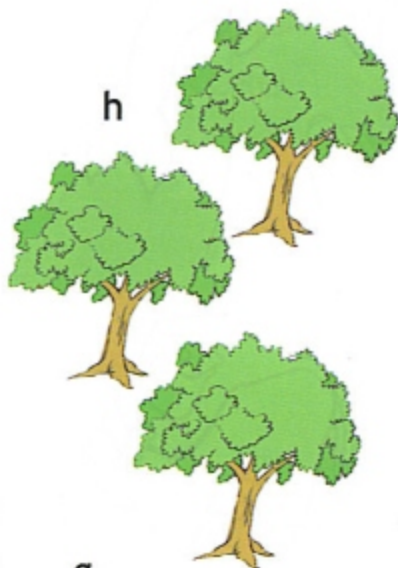

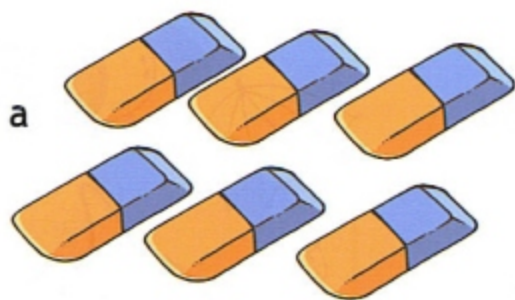
Look! This is my

- 1) f **a** **m** **i** **l** **y**! This is my
- 2) m _ _ _ _ and this is my
- 3) f _ _ _ _ . Daisy is my little
- 4) s _ _ _ r and John is my
- 5) b _ g b _ _ h _ _ . Here is
- my 6) g _ _ _ f _ _ _ ,
Paul and my
- 7) g _ _ n _ _ _ _ ,
Lucy.

2 Read and fill in: **am**, **is** or **are**.

- 1 This **is** my duck, Dodo.
- 2 We _ _ _ _ _ a happy family.
- 3 Look at my pencil case. It _ _ _ _
brown and yellow.
- 4 She _ _ _ _ _ our big sister.
- 5 Frank and Adam _ _ _ _ _ my
brothers.
- 6 Hello! I _ _ _ _ _ Pete.
- 7 Sally and Judy _ _ _ _ _ friends.
- 8 What _ _ _ _ _ your name?

3 Look and match. Then write.



1 six **rubbers**

a

2 four



3 eight



4 three



5 two






6 seven



7 nine



8 five



I ♥ English!

1 Colour. Then talk with your friend.




2 Listen and draw lines.


Ken

Paul

Harry



3 Look, read and write **yes** or **no**.



- | | |
|--------------------------------|------------|
| 1 Harry is Kelly's brother. | yes |
| 2 Terry is Sandra's father. | |
| 3 Rose is Kelly's grandmother. | |
| 4 Sandra is Harry's mother. | |
| 5 Wilson is Terry's brother. | |

Let's Play!



Sing the 'Look at me' song!

..... is she?
She's my grandmother

10



11

They
ballerinas.

12

13

Sing the 'My happy family' song!



14

15


Say your father's name.


22





23

key

 Go back to start.

 Say what it is.

 Say the missing word(s).

 Say or do.



6

..... names are
Mary and Jill.

5



4

3

This is my
sister.
.....
name's
Carin.

2

Name
FOUR
colours.

1

He's my
dad.
.....
name is
Dan.

21



20

What's
..... ?
It's a pencil
case.

19

Name
FOUR
members
of the
family.

18

24

**FINISH**

16

..... are they?
They are masks.




17

**START**

5

He loves jelly!

1 What's on the menu? Write.



Jack's Snack Bar

1 **pizza**

2

3

4

5

2 Look and write.

1



burgers ✓
eggs x

BETTY

2



chocolate ✓
lemonade x

ROY

3



vegetables ✓
pizza x

JILL

4



ice cream ✓
cheese x

BILL


1 **Betty likes burgers, but she doesn't like eggs.**

2

3

4

3 Read and act out.



4 What do you like/don't you like? Talk with your friend.

5 Read and fill in: **food**, **you**, **yummy** or **do**.

My favourite 1) **food** is chips!
I love chips, I 2) !
I think chips are 3),
What about 4) ?




6 What's your favourite food? Write your poem!

My favourite !
I !
I think ,
What ?

6

In my lunch box!

1 What's for lunch? Look and write.



1 meat and potatoes



2



3



4

2 Find and colour!



Colour the 'C' words yellow.
 Colour the 'P' words red.
 Colour the 'S' words pink.



3 Some or any? Read and write.

A: What do you want to eat?

B: Mm, I want a burger and 1) **some** chips.

A: Oh, they haven't got 2) burgers.

B: Have they got 3) sandwiches?

A: Yes! Do you want 4) lemonade too?


B: No, thank you. Can I have 5) Coke, please?

A: They haven't got 6) Coke. What about

7) orange juice?

B: OK.

4 Where are they? Look, read again and choose.




I English!

1 Read and put in the correct order.


- 1 ☐ Chips, yum! What about you?
1 ☐ What's your favourite food?
☐ My favourite food is pizza.
- 2 ☐ Thank you!
☐ Here you are!
☐ Can I have some chicken, please?



2  Listen and write the letters in the boxes.

What are Danielle's friends having for lunch?


- 1 Kate ☒ **D**
2 Winny ☐
3 Jake ☐
4 Grant ☐
5 Judy ☐



3 Read and draw lines.



My favourite lunch
is chicken and rice.
Yummy!



At teatime, we
have sandwiches
and biscuits. It's my
favourite time of
the day!



4 Now write about yourself.

My favourite breakfast is
My favourite lunch is
I love my mum's

Let's Play!



key



Go back to start.

Say what it is.

Say the missing word(s).

Say or do.



What's your
.....
food?

4

Name FOUR
things you
can eat
after lunch.

3



2

I've
.....
some
cheese.

1



5



6

He likes
chicken but
he
eggs.

7



8



Name TWO
vegetables.

9

I don't
.....
sausages.

10





17

Name
FOUR
things you
can drink.

16

Is there
.....
cheese in
the lunch
box?

18



19



20

Can I have
.....
rice, please?

21



7

Toys for little Betsy!

1 Read and match.

Toy Shop

1 doll → 

2 train 

3 musical box 

4 tea set 

5 elephant 


6 rocking horse 


7 aeroplane 


8 ball 


2 Look and write.


1 **This is a** doll. 

2
aeroplane. 


3
musical box. 

4
elephant. 

5
rocking horse. 

6
ball. 

3 Look and write.



- Whose toys are these?



It's Billy's.

.....

.....



.....

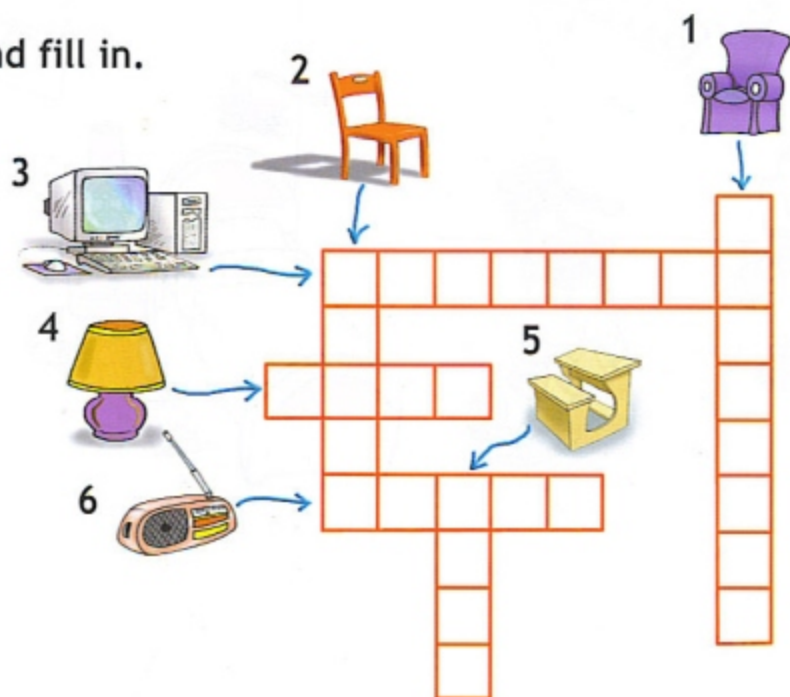
.....

.....

8

In my room!

1 Look and fill in.



2 What do they say? Look, choose and write.

- This is my TV.
- That is my ball.
- This is my train.
- These are my toys.

1 This is my TV.



2



3



4



3 Read and write.



1 This is my doll.

2 This is my book.

3

4 That is my train.

5

6 That is my photo.

These are my dolls.

.....

These are my aeroplanes.


.....

These are my chairs.

.....



4 Look, read and write.

1 A: Whose is the chair?
B: It's **Tim's**.2 A: Whose is the lamp?
B: It's3 A: Whose is the doll?
B: It's4 A: Whose is the bed?
B: It's5 A: Whose is the rocking horse?
B: It's6 A: Whose is the computer?
B: It's

I ♥ English!

1 Look, read and underline. Then act out.



2 Listen and draw lines.



3 Look at Timmy's room and complete the text.




This is Timmy's room. Look!
That's his computer and this is
his desk. It's 1) and
2) And look at his
toys! That's his train and this
is his car. It's funny! It looks
like a 3) !

4 Now, write about Kelly's room.

This is Kelly's room. Look!
That's her computer and this
is her desk. It's

.....
.....
.....
.....
.....
.....
.....



Let's Play!



key



Go back to start.



Say what it is.




Say the missing word(s).



Say or do.

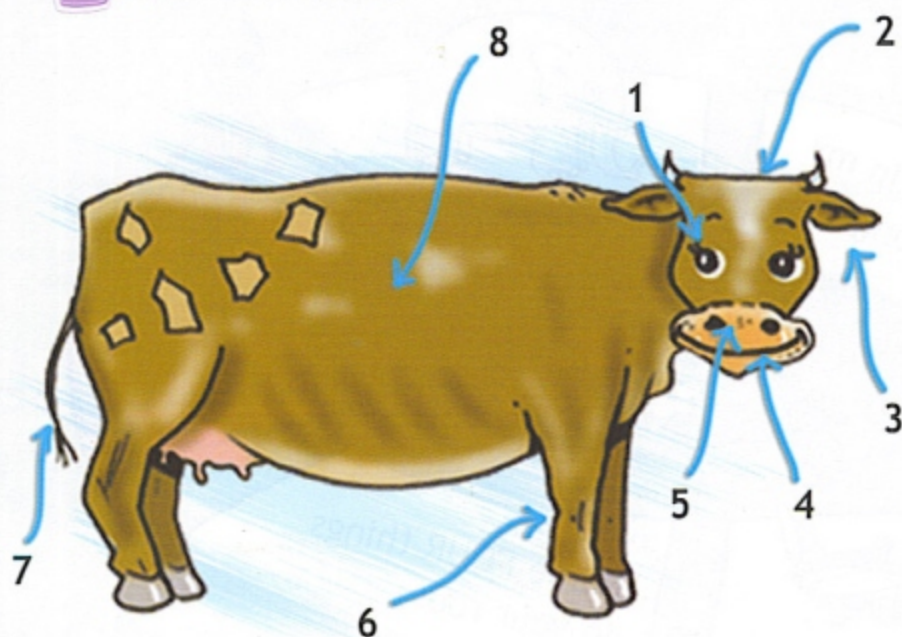




9

Cows are funny!

1 Look and write.



1 eye

2

3

4

5

6

7

8

2 Read and correct.

1 Cows have got small mouths.

No! Cows haven't got small mouths. They've got big mouths.

2 Tortoises have got long legs.

.....
.....

3 Kangaroos have got short tails.

.....
.....

4 Mice have got big bodies.

.....
.....

5 Cats have got big ears.

.....
.....

6 Elephants have got thin bodies.

.....
.....

3 Spot the difference! Look and write.

Ben Higgs

Sam O'Dell



1 (foot) Ben Higgs has got small feet. Sam O'Dell hasn't got small feet. He's got big feet.

2 (child)

3 (fish)

4 (sheep)

5 (mouse)

1 Look, read and fill in.



- 1 Number **twenty-one** is a spider.
 2 Number is a parrot.
 3 Number is a tortoise.

- 4 Number is a sea horse.
 5 Number is a bird.
 6 Number is a rabbit.

2 **Circle** the odd one out. Then write.

- | | | |
|--------------|------------------|----------|
| 1 rabbits | tortoises | frogs |
| 2 sea horses | spiders | fish |
| 3 birds | parrots | dogs |
| 4 foxes | horses | dolphins |

1 **Rabbits and frogs can jump, but tortoises can't.**

- 2
 3
 4

3 Read and match.

- | | |
|-------------------------------|---------------------|
| 1 Is this your pet? | a No, they haven't. |
| 2 Has your dog got big ears? | b Yes, I can. |
| 3 Can elephants climb? | c No, it isn't. |
| 4 Have chimps got long tails? | d No, they aren't. |
| 5 Are sheep blue? | e No, they can't. |
| 6 Can you dance? | f Yes, it has. |

4 Read, choose and fill in.



- 1 This **is** my pet dog!
 2 name is Benjy. He is brown.
 3 He got a big body and
 4 long tail. His ears
 5 long, too! He's got big
 6 white and brown eyes.
 7 Benjy swim and jump,
 8 but he climb a tree.

- | | |
|---------|-------|
| 1 is | am |
| 2 Their | His |
| 3 have | has |
| 4 a | an |
| 5 are | is |
| 6 tooth | teeth |
| 7 has | can |
| 8 isn't | can't |

I ♥ English!

1 Read and number. Then act out.

1 Is this your dog?

Yes, this is Marty!

Oh, he's a clever dog! How old is he?

He's three today.

Oh, happy birthday, Marty!

Yes, look!

That's a nice name! Can Marty jump?

2 Listen and fill in.

Pet *parrot*

Name

How old?

My pet can and fly

3 Read and fill in. Then match.

1

Can you help me find my pet?

Her name is Kiki. Kiki

1) green

and she 2)

got short legs and a short tail. She can swim

and she 3)

fly. My phone number is...

2

Can you help me find my pet?

His name 4)

Squeak. Squeak is brown

and he's got a fat body

and a long tail. He

5) run and

climb. Please call me at..

a



b



Let's Play!



key



Go back to start.



Say what it is.



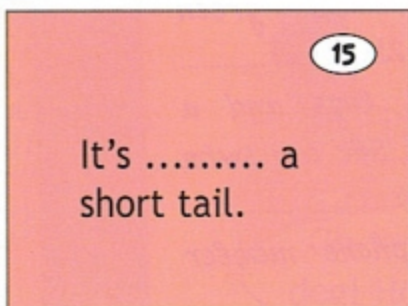
Say the missing word(s).



Say or do.

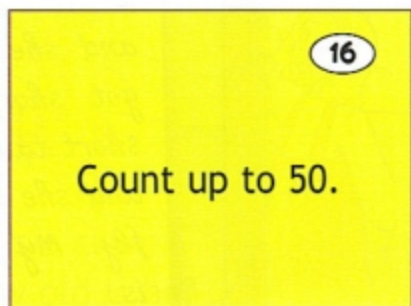


23



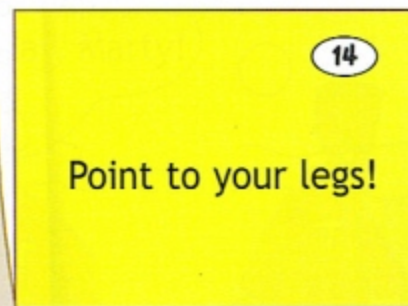
15

It's a short tail.



16

Count up to 50.



14

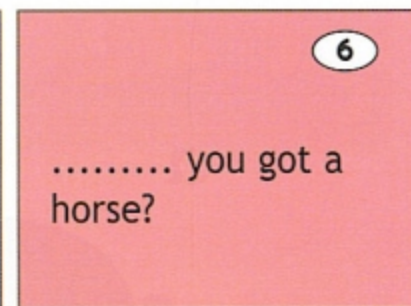
Point to your legs!



13




5



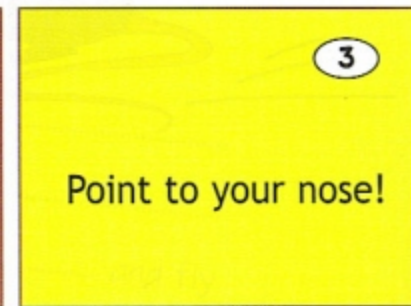
6

..... you got a horse?



4

It's got a body.



3

Point to your nose!



22

Name FOUR parts
of the body.

21



20

It's got ears.



17

Rabbits jump.

18



19



12



11

Name THREE animals
that can swim.

10



7


Sing the 'What can
crawl?' song!

8



9

It's got a
..... tail.



2

How is
Chuckles? Eleven!

1



Grandma! Grandpa!

1 Look, write and draw lines.

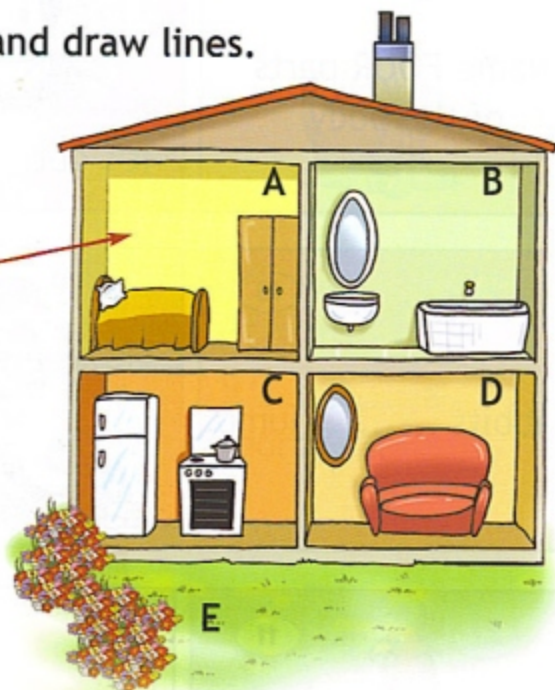
1 b e dro o m

2 k _ t _ he _

3 ba _ _ r _ o _

4 li _ i _ _ _ o _ m

5 g _ _ d _ _



2 Look, read and underline. Then act out.

Where's
my radio?

1

This is
for you.

2

• Oh, thank you!
• Yes, please!


• On your bed.
• Under your bed.

Where's
Mary?

3

• She's in the
garden.
• It's the garden.

3 Look, read and **circle**.



- 1 The pencil case is **behind/next to** the girl.
- 2 The bed is **behind/in front of** the window.
- 3 The girl is **on/under** the bed.
- 4 The school bag is **under/on** the chair.
- 5 The rubber is **on/behind** the glass.
- 6 The bus is **in front of/under** the table.
- 7 The pens are **in/behind** the glass.

4 Look, read and complete.



- 1 The toys are **in** the box.



- 3 Terry is the tree.



- 2 Steve is Stan.



- 4 Tom is the TV.

1 Look and write.

- glass
- book
- vase
- doll
- box
- radio



1 There is a glass in the cupboard.

2


3

4

5

6

2 Find and colour.



3 How many? Look again and write.

1 There are five glasses.

5

2

6

3

7

4

4 Read and correct.



There are three photos under the chair.

**No, there aren't.
There are two photos.**

There are two mirrors on the shelf.

.....
.....

There's a doll under the sofa.

.....
.....

There are five apples on the piano.

.....
.....


I English!

1 Read and circle.




- 1 A: Grandma! Grandpa!
B: a Hello, Ben!
b We're fifty.
- 2 A: What's in the fridge?
B: a An apple.
b Yes, it is.
- 3 A: How many chairs are there?
B: a It is one.
b There's only one.
- 4 A: Where's Maya?
B: a In the living room.
b Come and see your room.
- 5 A: This is for you!
B: a Thank you!
b Let's go!
- 6 A: Where's the book?
B: a It's Lulu's.
b It's under the bed.

2 Listen and draw lines.



3 Read and colour.

This is my bedroom. Look! There's a blue bed and a yellow chair. On the table, there's a green lamp. There are red flowers in the vase. Look at the teddy under my bed! It's pink! My bedroom is very nice!



4 Now, answer the questions.

- 1 What colour is the bed?
- 2 Where are the flowers?
- 3 What's on the table?
- 4 What's under the bed?
- 5 What colour is the teddy?

Let's Play!



Go back to start.



Say what it is.



Say the missing word(s).



Say or do.



The mouse is the box
21



20

Name THREE things in a living room.
19



18

Name FOUR things in a kitchen.
10


11



1 There a lamp on the table.

2





Sing the 'My house is very funny' song!

How chairs are there?

Name FOUR things in your bedroom.


This pencil's the book.

Name FOUR rooms in a house.

Sing the 'This is my house' song!

We're having a great time!

1 Look and write.



2 Read and underline.

- 1 Cathy is making/painting a sandcastle.
- 2 Is Lisa painting/doing a picture?
- 3 Are you making/having a good time?
- 4 We are having/playing a game.
- 5 Look at them! They're climbing/sleeping a tree.
- 6 Is Paul eating/having an apple?
- 7 I'm watching/singing TV in the living room.
- 8 Is John dancing/driving his car?

3 Read and write.



It's Sunday and Julie 1) **is sitting** (sit) in the garden. Her dog Jessie 2) (play) with a ball. Julie 3) (eat) an apple and she 4) (wear) her new hat. Can you see her Mum? She 5) (paint) a picture of their house. They 6) (have) a good time!

4 Now, look at the picture. What's missing? Read again and draw.

5 Read and write.

	dance	sing	paint	swim
Tom	✓	✓	✗	✗
Paul	✗	✓	✗	✓
Lisa	✓	✓	✗	✗
Cathy	✗	✗	✓	✓

1 **Tom likes dancing and singing. He doesn't like painting or swimming.**

2 Paul

3 Lisa

4 Cathy

1 Look and write: **bike, Coke, hot dog, soccer, mac** or **kite**.



1 eat a **hot dog**



2 drink



3 play



4 wear a



5 fly a



6 ride a

2



Listen and draw lines.


Greg

Rob


Mick

Amy

Tanya



3 Look and write.



Bob and his family are in the living room. His father, Ronald, 1) **is sitting** (sit) in front of the TV. He 2) (watch) a funny programme and he 3) (smile). Bob 4) (sit) at his desk. He 5) (do) his homework. His mother, Debbie, 6) (talk) on the phone. His sister, Julie, 7) (not/draw) a picture. She 8) (play) with her doll.

4 Now answer the questions.

1 Is Ronald sitting in front of the TV?

Yes, he is.

2 Is Ronald reading a newspaper?

.....

3 Are Bob and Julie playing a game?

.....

4 Is Bob standing?

.....

5 Is Debbie watching TV?

.....

6 Is Julie playing with her doll?

.....

I ♥ English!

1 Read and complete. Then act out.



Suzie: Hello, John. Is everything OK?

John: Oh, yes. 1)

Suzie: Is Paul swimming?

John: No. 2)

Suzie: What's Emma doing?

John: 3)


Suzie: Well, have fun. See you soon!

John: Bye!

A He's making a sandcastle.

B The children are having a great time.

C She's playing with the dog.

2  Listen and tick (✓) the box.

e.g. What's Timmy wearing?


☐

☐

☒

1 What are Val and Rick playing?


☐

☐

☐

2 What's Frank doing?


☐

☐

☐

3 What's Emma painting?


☐

☐

☐

3 Look at the pictures and read the questions. Write one-word answers.



1 How many children are there?

two

2 Where are the children?
on a **farm**

3 What are they doing?

.....



4 Where's the boy now?

up a

5 What's the boy doing?

throwing an



6 Where are they now?

in the

7 What are they doing?

..... an
apple pie

Let's Play!



key



Go back to start.



Say what it is.



What are they doing?



Say or do.



Sing the 'I'm playing a game' song!

12

11



13



14

FINISH



15

Name TWO sports you can play.

16



2





10



9



Name FOUR
things you
can eat.

8



21



20



7

19

Name FOUR
things you
do when
you are at
home.

17



18

6



5



4

Sing the 'We're
having a good
time' song!

3



A fun day!

1 Write the days in the correct order.

1 Monday

2

3

4

5

6

7

Saturday

Monday

Friday

Tuesday

Sunday

Thursday

Wednesday

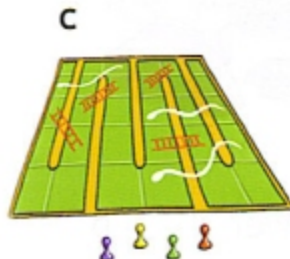

2 Draw lines to match the short forms with the long forms.

Thursday TUES Monday Sunday
 MON SAT Wednesday
 Tuesday THURS Friday
 WED SUN Saturday
 FRI

3 Read and answer.

- 1 Do you like rice? **No, I don't.**
- 2 Does your dad come home at five in the afternoon?
- 3 Does your family drink Coke?
- 4 Do your friends play basketball?
- 5 Does your grandpa watch cartoons?
- 6 Does your dog eat carrots?
- 7 Do you read English stories?
- 8 Do you like drawing pictures?

4 Listen and draw lines.



1 Look, read and match.



a



b



c



d



e



f



g



h

- 1 have a shower **b**
 2 listen to music
 3 go to bed
 4 visit my friend

- 5 have breakfast
 6 watch a video
 7 have lunch
 8 have supper

2 Read and write.

- 1 A: When **does** Lulu **go** to Maya's house?
B: On Saturdays.
- 2 A: When Larry and Paco soccer?
B: the afternoon.
- 3 A: When Grandma biscuits?
B: Sundays.
- 4 A: When Larry and Lulu a video?
B: night.
- 5 A: When Chuckles a bath?
B: Fridays.
- 6 A: When Nanny Shine to music?
B: the evening.

3 Ask your friend and write the time. Then tell your class.

What time do you ...

- | | | | |
|-----------------------|---------|----------------------|---------|
| 1 get up? | o'clock | 6 play with your | |
| 2 go to school? | o'clock | friends? | o'clock |
| 3 come home? | o'clock | 7 have supper? | o'clock |
| 4 have lunch? | o'clock | 8 go to bed? | o'clock |
| 5 do your | | | |
| homework? | o'clock | | |

Sally gets up at seven o'clock.

I English!

1 Read and match. Then act out.

- | | |
|--|---|
| 1 What time do you get up? | a Yes, she does. |
| 2 What do you do in the morning? | b At night. |
| 3 Does Emma watch TV at night? | c At eight o'clock. |
| 4 It's six o'clock. Are the girls at home? | d She paints pictures. |
| 5 When do Larry and Lulu watch a video? | e I have a shower, then I have breakfast. |
| 6 What does Lucy do in the afternoon? | f No, they aren't. They play basketball every afternoon at six o'clock. |

2 Listen and draw the times.



- 1 have breakfast? 2 come home? 3 have supper? 4 go to bed?

3 Read and answer.

In the morning



In the afternoon



"My Favourite Day" by Tina

My favourite day is Sunday. I get up at nine o'clock, have breakfast and go to my friend's house. We go to the park and play basketball all morning!

In the afternoon, I watch TV or play games with my little sister.

In the evening, I have supper, then I listen to music. At nine o'clock I go to bed. Sundays are happy days for me!

In the evening



1 What's Tina's favourite day?

It's Sunday.

2 What time does she get up?

3 Does she play basketball in the morning?

4 What does she do in the afternoon?

5 What time does she go to bed?

Let's Play!



key



Go back to start.



Say what it is.



Say the missing word(s).



Say or do.






17
Name
THREE
things
you do on
Saturday
morning.

18
"What's
the?"
"It's eight
o'clock."



21
Let's go to
my uncle's
farm
Friday.




14
.....
breakfast

13
Sing the
'Holiday Rock'
song!





Portfolio Sheets & Craftwork Sheets




School subjects!



The screenshot shows a web browser window with a pink header bar. On the left, there is an "Address" field with a small icon. On the right, there is a "Links" field with a dropdown arrow. The main content area is white and contains the text "Hello," followed by "My" and a series of horizontal dotted lines for text entry. The browser's status bar at the bottom shows two "Internet zone" indicators.

Address  Links 

Hello,
My
.....
.....
.....
.....
.....
.....
.....
.....
.....

 Internet zone  Internet zone  Internet zone

A happy family!

Hello, I'm This is

.....

Their names are

.....

.....

.....

This is my

.....

.....

We are a happy family!

In my lunch box!

..... Shopping List

.....

.....

.....

.....

.....

.....

Mummy,

We've got

.....


.....

.....

.....

.....

In my room!



This is my room. These are my

.....

.....

.....

.....

.....

.....

Clever animals!



I've got a pet name is

.....
.....
.....
.....
.....
.....
.....

Oh, I love !

My house!

This is our It's a

There's a

.....

.....

Look! There's

.....

.....

.....

.....

Our is very nice!

In the park!



There are a lot of people in the park today! Look!

.....

.....

.....

.....

.....

.....

.....

Everybody is having a great time!

On Sundays

My favourite day is I get up at

In the morning,

..... Then, at

.....

In the afternoon,

..... Then,


In the evening,

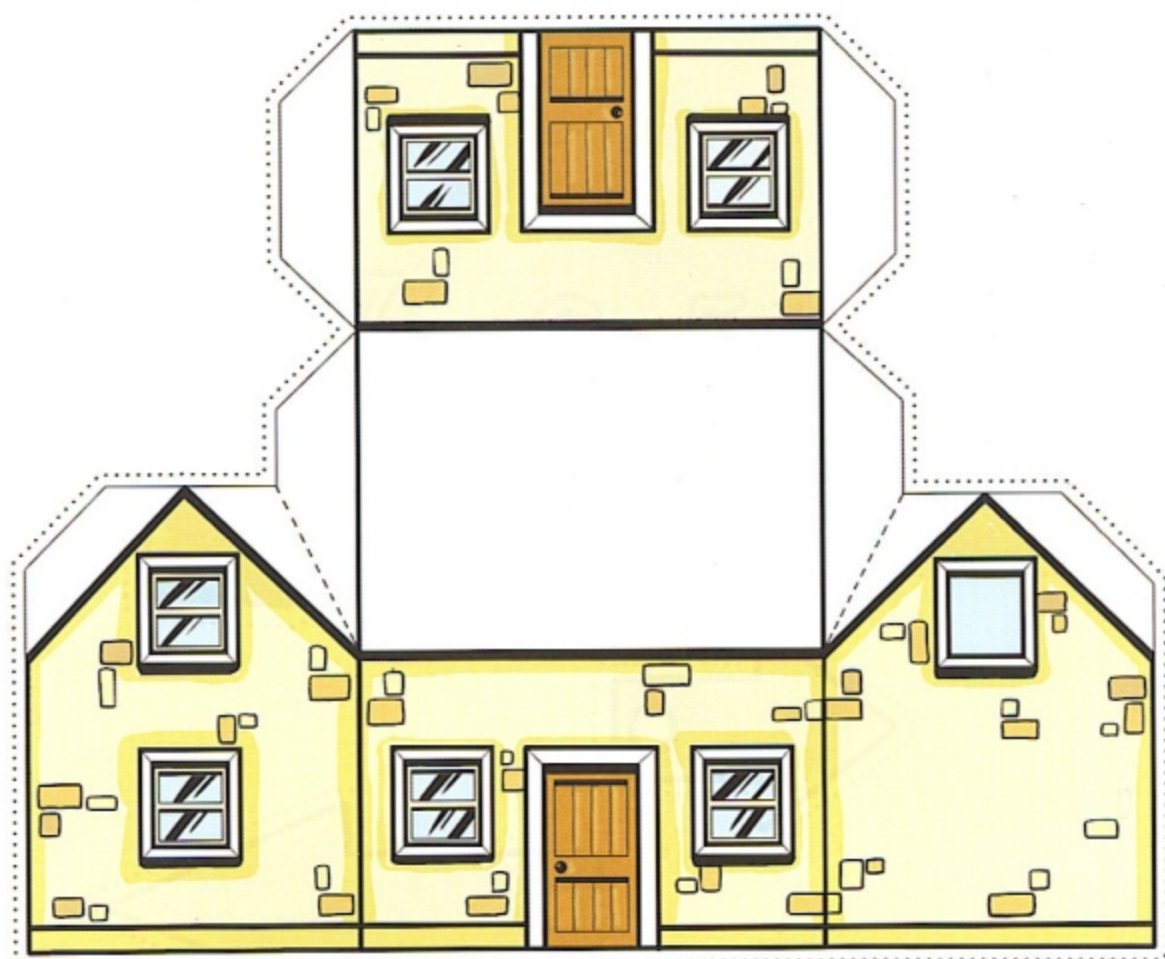

..... !

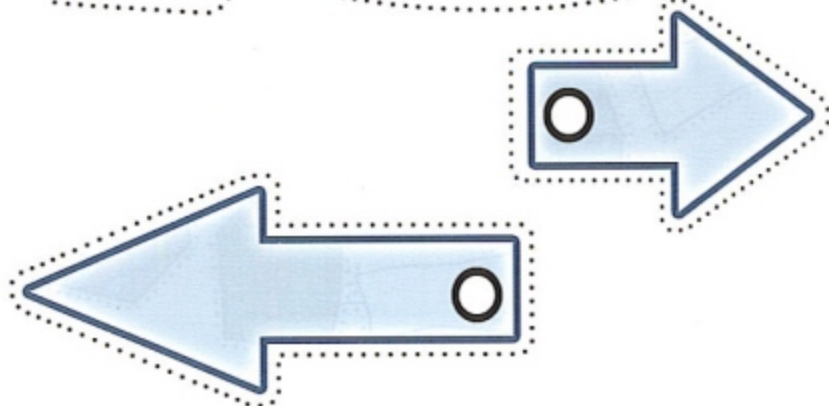
Then, at

.....

..... are happy for me!







Craftwork



Merry Christmas, everybody!

Spotlight 3

Certificate of Achievement



Name:

Class:

.....
Teacher

.....
Date

