


**BASIC**

**LUMINAIRE  
FLUORESCENT**

# PHIL53 BN hanging



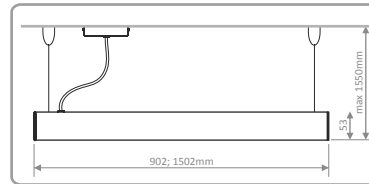
**light curves**  
TL5 (39W, 49W)



PHIL53 BN hanging 900 39W anod. **62140120**  
230V; G5; TL5



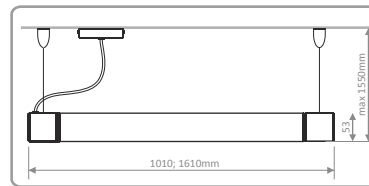
BASIC NONROTATIVE /BN/	900/39W		1500/49W	
	anod.	62140120	62180120	62180120
silver	62140122	62180122		



# PHIL53 BO hanging



PHIL53 BO hanging 900 39W anod. **62440122**



BASIC ROTATIVE /BO/	900/39W		1500/49W	
	anod.	62440120	62480120	62480120
silver	62440122	62480122		

in silver version slings are made of white material  
luminaires available: with double ballast /2/, track /T/


# PHIL53 BO wall lamp



BASIC ROTATIVE /BO/

600/24W	
anod.	62320120
silver	62320122
900/39W	
anod.	62340120
silver	62340122
1200/28W	
anod.	62350120
silver	62350122
1500/49W	
anod.	62380120
silver	62380122


PHIL53 BO wall lamp 600 24W anod. **62340120**



# PHIL53 BN flat



PHIL53 BN flat 600 24W silver **62700122**



BASIC NONROTAT. /BN/	600/24W		900/39W		1200/28W		1500/49W	
	anod.	62700120	62720120	62730120	62730120	62760120	62760120	62760122
silver	62700122	62720122	62730122	62730122				

The smallest on the market luminaire for fluorescent tubes with built in electronic ballast - dimensions: 53x53mm. Optimal localization of light source together with high quality electronic ballast make the luminaire long lasting. Application of polycarbonate's cover helps to achieve regular lighting. This luminaire is perfect for lighting up offices, shops and other public places. Available also in hanging version and as lamp bracket. Possibility to join into system.


BASIC

FLUORESCENT

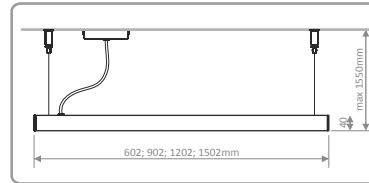
# GREY BN hanging



**light curves**  
TL5 (39W, 49W)



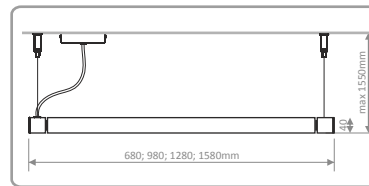

Very low profile fluorescent luminaire with built-in electronic ballast using 2 energy-saving light sources TL5. Small dimensions were possible to reach thanks to specially shaped reflector.



GREY BN /BASIC NONROTATIVE/ hanging 900 2x39W anod. **74410220** CE  
230V; G5; TL5

- 600 - 2x14W **74910220** - 2x24W **74920220**
- 900 - 2x21W **74930220** - 2x39W **74410220**
- 1200 - 2x28W **74890220** - 2x54W **74900220**
- 1500 - 2x35W **74940220** - 2x49W **74420220**

# GREY BO hanging



As a result we received a universal, modern looking luminaire with really good effective distribution of light. GREY can be used in shops industrial and public buildings, and modern home interiors. System version also available.

GREY BO /BASIC ROTATIVE/ hanging 900 2x39W anod. **74040220**


- 600/2x24W **74020220**
- 900/2x39W **74040220**
- 1200/2x28W **74050220**
- 1500/2x49W **74080220**

# GREY BO wall lampG



GREY BO /BASIC ROTATIVE/ wall lampG  
600 2x24W anod. **74530220**

- 600/2x24W **74530220**
- 900/2x39W **74550220**
- 1200/2x28W **74560220**
- 1500/2x49W **74590220**




# GREY BO wall lampC




GREY BO /BASIC ROTATIVE/ wall lampC  
600 2x24W anod. **74110220**

- 600/2x24W **74110220**
- 900/2x39W **74130220**
- 1200/2x28W **74140220**
- 1500/2x49W **74170220**



# GREY BN flat



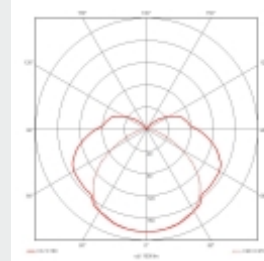
GREY BN /BASIC NONROTATIVE/ flat 600 2x24W anod. **74610220**

- 600 - 2x14W **74600220** - 2x24W **74610220**
- 900 - 2x21W **74620220** - 2x39W **74630220**
- 1200 - 2x28W **74640220** - 2x54W **74650220**
- 1500 - 2x35W **74660220** - 2x49W **74670220**

# PROFI-LINE BN hanging



light curves  
TL5 (39W, 49W)

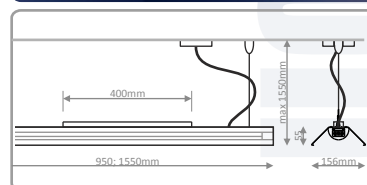
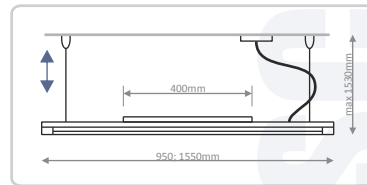


PROFI-LINE BN hanging 950 21W white 88010101  
230V; G5; TL5



BASIC NONROTATIVE /BN/	white	<u>950/21W</u> 88010101	<u>950/39W</u> 88020101	<u>1550/35W</u> 88030101	<u>1550/49W</u> 88040101
------------------------	-------	----------------------------	----------------------------	-----------------------------	-----------------------------

The most effective TOPMET's fluorescent lamp which efficiency is 87%. Perfect solution not only for shops and offices but also in production halls or warehouses. The efficiency of the luminaire is increased by specially designed reflector. Instead of single hanging lamps we offer PROFI-LINE for creating expanded lighting systems. Concerning system solutions there are also available new quick-connectors that makes installation of long light lines much easier.



# reflector P-L



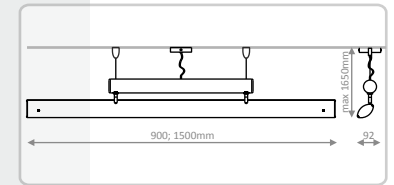
reflector P-L 950 white /set of 2 pcs/ 88050001

	<u>950</u>	<u>1550</u>
white	88050001	88060001

# WING-LINE B hanging



WING-LINE B hanging 900 39W silver 71150122  
230V; G5; TL5



Elliptic aluminium profile of the luminaire enables to use fluorescent TL5 which are more powerful than in other lamps, because of the open construction. Different types of WING-LINE and different lengths and powers enable to create various combinations depending on an application. They can perfectly fulfill their functions in offices, board-rooms, schools, shops warehouses.

BASIC /B/	silver	<u>900/39W</u> 71150122	<u>1500/35W</u> 71140122	<u>1500/49W</u> 71160122	<u>1500/80W</u> 71180122
-----------	--------	----------------------------	-----------------------------	-----------------------------	-----------------------------

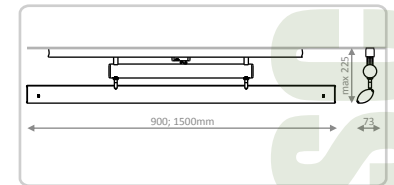
Their advantage is a possibility to rotate a profile and change a direction of light

# WING-LINE B track



WING-LINE B track 900 39W silver 71240122

BASIC /B/	silver	<u>900/39W</u> 71240122	<u>1500/35W</u> 71230122	<u>1500/49W</u> 71250122	<u>1500/80W</u> 71270122
-----------	--------	----------------------------	-----------------------------	-----------------------------	-----------------------------

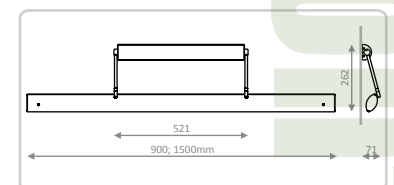


# WING-LINE B outrigger



WING-LINE B outrigger 900 39W silver 71060122

BASIC /B/	silver	<u>900/39W</u> 71060122	<u>1500/35W</u> 71050122	<u>1500/49W</u> 71070122	<u>1500/80W</u> 71090122
-----------	--------	----------------------------	-----------------------------	-----------------------------	-----------------------------





**TOPMET light**  
**K.Kłosowicz M.Wiśniewski Sp.J.**

**Ostrowska 354**  
**61-312 Poznań, PL**

**tel. +48 61 872 75 00**  
**fax +48 61 872 75 18**



**[www.topmet.pl](http://www.topmet.pl)**